

2024 Financial Assurance Estimate Form (with pre-plat construction)

Updated: 10/2023

PROJECT INFORMATION		
Project Name	Date	PCD File No.

Description	Quantity	Units	Unit Cost		Total	(with Pre-Plat Construction)		
						% Complete	Remaining	
SECTION 1 - GRADING AND EROSION CONTROL (Construction and Permanent BMPs)								
Earthwork								
less than 1,000; \$5,300 min		CY	\$ 8.00	=	\$ -		\$ -	
1,000-5,000; \$8,000 min		CY	\$ 6.00	=	\$ -		\$ -	
5,001-20,000; \$30,000 min		CY	\$ 5.00	=	\$ -		\$ -	
20,001-50,000; \$100,000 min		CY	\$ 3.50	=	\$ -		\$ -	
50,001-200,000; \$175,000 min	131380.	CY	\$ 2.50	=	\$ 328,450.00		\$ 328,450.00	
greater than 200,000; \$500,000 min		CY	\$ 2.00	=	\$ -		\$ -	
Permanent Erosion Control Blanket	805.	SY	\$ 9.00	=	\$ 7,245.00		\$ 7,245.00	
Permanent Seeding (inc. noxious weed mgmt.) & Mulching	17.	AC	\$ 2,018.00	=	\$ 34,306.00		\$ 34,306.00	
Permanent Pond/BMP (provide engineer's estimate)		EA		=	\$ -		\$ -	
Concrete Washout Basin	1.	EA	\$ 1,172.00	=	\$ 1,172.00		\$ 1,172.00	
Inlet Protection	6.	EA	\$ 217.00	=	\$ 1,302.00		\$ 1,302.00	
Rock Check Dam	6.	EA	\$ 651.00	=	\$ 3,906.00		\$ 3,906.00	
Safety Fence		LF	\$ 3.00	=	\$ -		\$ -	
Sediment Basin		EA	\$ 2,294.00	=	\$ -		\$ -	
Sediment Trap	11725.	EA	\$ 538.00	=	\$ 6,308,050.00		\$ 6,308,050.00	
Silt Fence		LF	\$ 3.00	=	\$ -		\$ -	
Slope Drain		LF	\$ 43.00	=	\$ -		\$ -	
Straw Bale		EA	\$ 33.00	=	\$ -		\$ -	
Straw Wattle/Rock Sock	240.	LF	\$ 8.00	=	\$ 1,920.00		\$ 1,920.00	
Surface Roughening		AC	\$ 269.00	=	\$ -		\$ -	
Temporary Erosion Control Blanket	8444.4	SY	\$ 3.00	=	\$ 25,333.20		\$ 25,333.20	
Temporary Seeding and Mulching	17.	AC	\$ 1,793.00	=	\$ 30,481.00		\$ 30,481.00	
Vehicle Tracking Control	2.	EA	\$ 3,085.00	=	\$ 6,170.00		\$ 6,170.00	
[insert items not listed but part of construction plans]				=	\$ -		\$ -	
MAINTENANCE (35% of Construction BMPs)					=	\$ 2,232,006.77		\$ 2,232,006.77
* - Subject to defect warranty financial assurance. A minimum of 20% shall be retained until final acceptance (MAXIMUM OF 80% COMPLETE ALLOWED).								
Section 1 Subtotal					=	\$ 8,980,341.97		\$ 8,980,341.97

SECTION 2 - PUBLIC IMPROVEMENTS *							
ROADWAY IMPROVEMENTS							
Construction Traffic Control		LS		=	\$ -		\$ -
Aggregate Base Course (135 lbs/cf)		Tons	\$ 37.00	=	\$ -		\$ -
Aggregate Base Course (135 lbs/cf)	215.	CY	\$ 66.00	=	\$ 14,190.00		\$ 14,190.00
Asphalt Pavement (3" thick)		SY	\$ 18.00	=	\$ -		\$ -
Asphalt Pavement (4" thick)		SY	\$ 25.00	=	\$ -		\$ -
Asphalt Pavement (6" thick)		SY	\$ 38.00	=	\$ -		\$ -
Asphalt Pavement (147 lbs/cf) ___" thick		Tons	\$ 114.00	=	\$ -		\$ -
Raised Median, Paved		SF	\$ 11.00	=	\$ -		\$ -
Regulatory Sign/Advisory Sign		EA	\$ 392.00	=	\$ -		\$ -
Guide/Street Name Sign		EA		=	\$ -		\$ -
Epoxy Pavement Marking		SF	\$ 17.00	=	\$ -		\$ -
Thermoplastic Pavement Marking		SF	\$ 30.00	=	\$ -		\$ -
Barricade - Type 3		EA	\$ 259.00	=	\$ -		\$ -
Delineator - Type I		EA	\$ 31.00	=	\$ -		\$ -
Curb and Gutter, Type A (6" Vertical)		LF	\$ 38.00	=	\$ -		\$ -
Curb and Gutter, Type B (Median)		LF	\$ 38.00	=	\$ -		\$ -
Curb and Gutter, Type C (Ramp)		LF	\$ 38.00	=	\$ -		\$ -
4" Sidewalk (common areas only)		SY	\$ 62.00	=	\$ -		\$ -
5" Sidewalk		SY	\$ 77.00	=	\$ -		\$ -
6" Sidewalk		SY	\$ 94.00	=	\$ -		\$ -
8" Sidewalk		SY	\$ 125.00	=	\$ -		\$ -
Pedestrian Ramp		EA	\$ 1,496.00	=	\$ -		\$ -
Cross Pan, local (8" thick, 6' wide to include return)		LF	\$ 79.00	=	\$ -		\$ -
Cross Pan, collector (9" thick, 8' wide to include return)		LF	\$ 119.00	=	\$ -		\$ -
Curb Opening with Drainage Chaise		EA	\$ 1,926.00	=	\$ -		\$ -
Guardrail Type 3 (W-Beam)		LF	\$ 65.00	=	\$ -		\$ -
Guardrail Type 7 (Concrete)		LF	\$ 94.00	=	\$ -		\$ -
Guardrail End Anchorage		EA	\$ 2,731.00	=	\$ -		\$ -
Guardrail Impact Attenuator		EA	\$ 4,902.00	=	\$ -		\$ -
Sound Barrier Fence (CMU block, 6' high)		LF	\$ 102.00	=	\$ -		\$ -
Sound Barrier Fence (panels, 6' high)		LF	\$ 104.00	=	\$ -		\$ -
Electrical Conduit, Size =		LF	\$ 22.00	=	\$ -		\$ -
Traffic Signal, (provide engineer's estimate)		EA		=	\$ -		\$ -

PROJECT INFORMATION

Project Name	Date	PCD File No.
---------------------	-------------	---------------------

Description	Quantity	Units	Unit Cost		Total	(with Pre-Plat Construction)		
						% Complete	Remaining	
				=	\$ -		\$ -	
<i>[insert items not listed but part of construction plans]</i>				=	\$ -		\$ -	
STORM DRAIN IMPROVEMENTS								
Concrete Box Culvert (M Standard), Size (W x H)		LF		=	\$ -		\$ -	
18" Reinforced Concrete Pipe		LF	\$ 82.00	=	\$ -		\$ -	
24" Reinforced Concrete Pipe		LF	\$ 98.00	=	\$ -		\$ -	
30" Reinforced Concrete Pipe		LF	\$ 123.00	=	\$ -		\$ -	
36" Reinforced Concrete Pipe		LF	\$ 151.00	=	\$ -		\$ -	
42" Reinforced Concrete Pipe		LF	\$ 201.00	=	\$ -		\$ -	
48" Reinforced Concrete Pipe		LF	\$ 245.00	=	\$ -		\$ -	
54" Reinforced Concrete Pipe		LF	\$ 320.00	=	\$ -		\$ -	
60" Reinforced Concrete Pipe		LF	\$ 374.00	=	\$ -		\$ -	
66" Reinforced Concrete Pipe		LF	\$ 433.00	=	\$ -		\$ -	
72" Reinforced Concrete Pipe		LF	\$ 495.00	=	\$ -		\$ -	
18" Corrugated Steel Pipe		LF	\$ 105.00	=	\$ -		\$ -	
24" Corrugated Steel Pipe		LF	\$ 121.00	=	\$ -		\$ -	
30" Corrugated Steel Pipe		LF	\$ 154.00	=	\$ -		\$ -	
36" Corrugated Steel Pipe		LF	\$ 184.00	=	\$ -		\$ -	
42" Corrugated Steel Pipe		LF	\$ 212.00	=	\$ -		\$ -	
48" Corrugated Steel Pipe		LF	\$ 223.00	=	\$ -		\$ -	
54" Corrugated Steel Pipe		LF	\$ 327.00	=	\$ -		\$ -	
60" Corrugated Steel Pipe		LF	\$ 353.00	=	\$ -		\$ -	
66" Corrugated Steel Pipe		LF	\$ 427.00	=	\$ -		\$ -	
72" Corrugated Steel Pipe		LF	\$ 502.00	=	\$ -		\$ -	
78" Corrugated Steel Pipe		LF	\$ 578.00	=	\$ -		\$ -	
84" Corrugated Steel Pipe		LF	\$ 691.00	=	\$ -		\$ -	
Flared End Section (FES) RCP Size = <i>(unit cost = 6x pipe unit cost)</i>		EA		=	\$ -		\$ -	
Flared End Section (FES) CSP Size = <i>(unit cost = 6x pipe unit cost)</i>		EA		=	\$ -		\$ -	
End Treatment- Headwall		EA		=	\$ -		\$ -	
End Treatment- Wingwall		EA		=	\$ -		\$ -	
End Treatment - Cutoff Wall		EA		=	\$ -		\$ -	
Curb Inlet (Type R) L=5', Depth < 5'		EA	\$ 7,212.00	=	\$ -		\$ -	
Curb Inlet (Type R) L=5', 5' ≤ Depth < 10'		EA	\$ 9,377.00	=	\$ -		\$ -	
Curb Inlet (Type R) L =5', 10' ≤ Depth < 15'		EA	\$ 10,859.00	=	\$ -		\$ -	
Curb Inlet (Type R) L =10', Depth < 5'		EA	\$ 9,925.00	=	\$ -		\$ -	
Curb Inlet (Type R) L =10', 5' ≤ Depth < 10'		EA	\$ 10,230.00	=	\$ -		\$ -	
Curb Inlet (Type R) L =10', 10' ≤ Depth < 15'		EA	\$ 12,805.00	=	\$ -		\$ -	
Curb Inlet (Type R) L =15', Depth < 5'		EA	\$ 12,907.00	=	\$ -		\$ -	
Curb Inlet (Type R) L =15', 5' ≤ Depth < 10'		EA	\$ 13,835.00	=	\$ -		\$ -	
Curb Inlet (Type R) L =15', 10' ≤ Depth < 15'		EA	\$ 15,130.00	=	\$ -		\$ -	
Curb Inlet (Type R) L =20', Depth < 5'		EA	\$ 13,755.00	=	\$ -		\$ -	
Curb Inlet (Type R) L =20', 5' ≤ Depth < 10'		EA	\$ 15,181.00	=	\$ -		\$ -	
Grated Inlet (Type C), Depth < 5'		EA	\$ 6,037.00	=	\$ -		\$ -	
Grated Inlet (Type D), Depth < 5'		EA	\$ 7,458.00	=	\$ -		\$ -	
Storm Sewer Manhole, Box Base		EA	\$ 15,130.00	=	\$ -		\$ -	
Storm Sewer Manhole, Slab Base		EA	\$ 8,322.00	=	\$ -		\$ -	
Geotextile (Erosion Control)		SY	\$ 9.00	=	\$ -		\$ -	
Rip Rap, d50 size from 6" to 24"		Tons	\$ 104.00	=	\$ -		\$ -	
Rip Rap, Grouted		Tons	\$ 124.00	=	\$ -		\$ -	
Drainage Channel Construction, Size (W x H)		LF		=	\$ -		\$ -	
Drainage Channel Lining, Concrete		CY	\$ 741.00	=	\$ -		\$ -	
Drainage Channel Lining, Rip Rap		CY	\$ 145.00	=	\$ -		\$ -	
Drainage Channel Lining, Grass		AC	\$ 1,911.00	=	\$ -		\$ -	
Drainage Channel Lining, Other Stabilization				=	\$ -		\$ -	
				=	\$ -		\$ -	
<i>[insert items not listed but part of construction plans]</i>				=	\$ -		\$ -	
Section 2 Subtotal					=	\$ 14,190.00		\$ 14,190.00

* - Subject to defect warranty financial assurance. A minimum of 20% shall be retained until final acceptance (MAXIMUM OF 80% COMPLETE ALLOWED)

PROJECT INFORMATION							
Project Name		Date		PCD File No.			
Description	Quantity	Units	Unit Cost		Total	(with Pre-Plat Construction)	
SECTION 3 - COMMON DEVELOPMENT IMPROVEMENTS (Private or District and NOT Maintained by EPC)**							
ROADWAY IMPROVEMENTS							
				=	\$ -		\$ -
				=	\$ -		\$ -
				=	\$ -		\$ -
				=	\$ -		\$ -
				=	\$ -		\$ -
				=	\$ -		\$ -
STORM DRAIN IMPROVEMENTS (Exception: Permanent Pond/BMP shall be itemized under Section 1)							
				=	\$ -		\$ -
				=	\$ -		\$ -
				=	\$ -		\$ -
				=	\$ -		\$ -
				=	\$ -		\$ -
WATER SYSTEM IMPROVEMENTS							
Water Main Pipe (PVC), Size 8"		LF	\$ 84.00	=	\$ -		\$ -
Water Main Pipe (Ductile Iron), Size 8"		LF	\$ 98.00	=	\$ -		\$ -
Gate Valves, 8"		EA	\$ 2,418.00	=	\$ -		\$ -
Fire Hydrant Assembly, w/ all valves		EA	\$ 8,584.00	=	\$ -		\$ -
Water Service Line Installation, inc. tap and valves		EA	\$ 1,723.00	=	\$ -		\$ -
Fire Cistern Installation, complete		EA		=	\$ -		\$ -
<i>[insert items not listed but part of construction plans]</i>				=	\$ -		\$ -
SANITARY SEWER IMPROVEMENTS							
Sewer Main Pipe (PVC), Size 8"		LF	\$ 84.00	=	\$ -		\$ -
Sanitary Sewer Manhole, Depth < 15 feet		EA	\$ 5,708.00	=	\$ -		\$ -
Sanitary Service Line Installation, complete		EA	\$ 1,825.00	=	\$ -		\$ -
Sanitary Sewer Lift Station, complete		EA		=	\$ -		\$ -
<i>[insert items not listed but part of construction plans]</i>				=	\$ -		\$ -
LANDSCAPING IMPROVEMENTS (For subdivision specific condition of approval, or PUD)							
		EA		=	\$ -		\$ -
		EA		=	\$ -		\$ -
		EA		=	\$ -		\$ -
		EA		=	\$ -		\$ -
		EA		=	\$ -		\$ -
Section 3 Subtotal				=	\$ -		\$ -

** - Section 3 is not subject to defect warranty requirements


PROJECT INFORMATION

Project Name _____ **Date** _____ **PCD File No.** _____


Description	Quantity	Units	Unit Cost	Total	(with Pre-Plat Construction)	
					% Complete	Remaining
AS-BUILT PLANS (Public Improvements inc. Permanent WQCV BMPs)			\$ 5,000.00	= \$ 5,000.00		\$ 5,000.00
POND/BMP CERTIFICATION (inc. elevations and volume calculations)		LS		= \$ -		\$ -
Total Construction Financial Assurance					\$	8,999,531.97
(Sum of all section subtotals plus as-builts and pond/BMP certification)						
Total Remaining Construction Financial Assurance (with Pre-Plat Construction)					\$	8,999,531.97
(Sum of all section totals less credit for items complete plus as-builts and pond/BMP certification)						
Total Defect Warranty Financial Assurance					\$	76,838.20
(20% of all items identified as (*). To be collateralized at time of preliminary acceptance)						

Approvals

I hereby certify that this is an accurate and complete estimate of costs for the work as shown on the Grading and Erosion Control Plan and Construction Drawings associated with the Project.




 Engineer (P.E. Seal Required)



 Approved by Owner / Applicant

 Approved by El Paso County Engineer / ECM Administrator



 5/28/2024
 Date

 Date