







Create new list


Select features from the input layer to your list. Draw with sketch tools, a search distance, and use features another layer to select overlapping features.



Input layer

ParcelOwners


7525000014




Search distance 

500 

Feet

Use layer features 

 18 selected features