

2024 Financial Assurance Estimate Form (with pre-plat construction)

Updated: 10/2023

PROJECT INFORMATION		
Haven Valley	7/22/2024	SF2323
Project Name	Date	PCD File No.

Description	Quantity	Units	Unit Cost		Total	(with Pre-Plat Construction)		
						% Complete	Remaining	
SECTION 1 - GRADING AND EROSION CONTROL (Construction and Permanent BMPs)								
Earthwork								
less than 1,000; \$5,300 min		CY	\$ 8.00	=	\$ -		\$ -	
1,000-5,000; \$8,000 min		CY	\$ 6.00	=	\$ -		\$ -	
5,001-20,000; \$30,000 min		CY	\$ 5.00	=	\$ -		\$ -	
20,001-50,000; \$100,000 min		CY	\$ 3.50	=	\$ -		\$ -	
50,001-200,000; \$175,000 min	57680	CY	\$ 2.50	=	\$ 175,000.00		\$ 175,000.00	
greater than 200,000; \$500,000 min		CY	\$ 2.00	=	\$ -		\$ -	
Permanent Erosion Control Blanket	1978	SY	\$ 9.00	=	\$ 17,802.00		\$ 17,802.00	
Permanent Seeding (inc. noxious weed mgmnt.) & Mulching	10.5	AC	\$ 2,018.00	=	\$ 21,189.00		\$ 21,189.00	
Permanent Pond/BMP (provide engineer's estimate)	1	EA	\$ 250,000.00	=	\$ 250,000.00		\$ 250,000.00	
Concrete Washout Basin	1	EA	\$ 1,172.00	=	\$ 1,172.00		\$ 1,172.00	
Inlet Protection	9	EA	\$ 217.00	=	\$ 1,953.00		\$ 1,953.00	
Rock Check Dam	21	EA	\$ 651.00	=	\$ 13,671.00		\$ 13,671.00	
Safety Fence		LF	\$ 3.00	=	\$ -		\$ -	
Sediment Basin	1	EA	\$ 2,294.00	=	\$ 2,294.00		\$ 2,294.00	
Sediment Trap		EA	\$ 538.00	=	\$ -		\$ -	
Silt Fence	615	LF	\$ 3.00	=	\$ 1,845.00		\$ 1,845.00	
Slope Drain		LF	\$ 43.00	=	\$ -		\$ -	
Straw Bale		EA	\$ 33.00	=	\$ -		\$ -	
Straw Wattle/Rock Sock	36	LF	\$ 8.00	=	\$ 288.00		\$ 288.00	
Surface Roughening		AC	\$ 269.00	=	\$ -		\$ -	
Temporary Erosion Control Blanket		SY	\$ 3.00	=	\$ -		\$ -	
Temporary Seeding and Mulching		AC	\$ 1,793.00	=	\$ -		\$ -	
Vehicle Tracking Control	1	EA	\$ 3,085.00	=	\$ 3,085.00		\$ 3,085.00	
[insert items not listed but part of construction plans]				=	\$ -		\$ -	
MAINTENANCE (35% of Construction BMPs)					=	\$ 8,097.60		\$ 8,097.60
Section 1 Subtotal					=	\$ 496,396.60		\$ 496,396.60

* - Subject to defect warranty financial assurance. A minimum of 20% shall be retained until final acceptance (MAXIMUM OF 80% COMPLETE ALLOWED)

SECTION 2 - PUBLIC IMPROVEMENTS *							
ROADWAY IMPROVEMENTS							
Construction Traffic Control		LS		=	\$ -		\$ -
Aggregate Base Course (135 lbs/cf)		Tons	\$ 37.00	=	\$ -		\$ -
Aggregate Base Course (135 lbs/cf)		CY	\$ 66.00	=	\$ -		\$ -
Asphalt Pavement (3" thick)		SY	\$ 18.00	=	\$ -		\$ -
Asphalt Pavement (4" thick)	250.	SY	\$ 25.00	=	\$ 6,250.00		\$ 6,250.00
Asphalt Pavement (6" thick)		SY	\$ 38.00	=	\$ -		\$ -
Asphalt Pavement (147 lbs/cf) ___" thick		Tons	\$ 114.00	=	\$ -		\$ -
Raised Median, Paved		SF	\$ 11.00	=	\$ -		\$ -
Regulatory Sign/Advisory Sign		EA	\$ 392.00	=	\$ -		\$ -
Guide/Street Name Sign		EA		=	\$ -		\$ -
Epoxy Pavement Marking		SF	\$ 17.00	=	\$ -		\$ -
Thermoplastic Pavement Marking		SF	\$ 30.00	=	\$ -		\$ -
Barricade - Type 3		EA	\$ 259.00	=	\$ -		\$ -
Delineator - Type I		EA	\$ 31.00	=	\$ -		\$ -
Curb and Gutter, Type A (6" Vertical)		LF	\$ 38.00	=	\$ -		\$ -
Curb and Gutter, Type B (Median)	315.	LF	\$ 38.00	=	\$ 11,970.00		\$ 11,970.00
Curb and Gutter, Type C (Ramp)		LF	\$ 38.00	=	\$ -		\$ -
4" Sidewalk (common areas only)		SY	\$ 62.00	=	\$ -		\$ -
5" Sidewalk	9.	SY	\$ 77.00	=	\$ 693.00		\$ 693.00
6" Sidewalk		SY	\$ 94.00	=	\$ -		\$ -
8" Sidewalk		SY	\$ 125.00	=	\$ -		\$ -
Pedestrian Ramp		EA	\$ 1,496.00	=	\$ -		\$ -
Cross Pan, local (8" thick, 6' wide to include return)		LF	\$ 79.00	=	\$ -		\$ -
Cross Pan, collector (9" thick, 8' wide to include return)		LF	\$ 119.00	=	\$ -		\$ -
Curb Opening with Drainage Chase		EA	\$ 1,926.00	=	\$ -		\$ -
Guardrail Type 3 (W-Beam)		LF	\$ 65.00	=	\$ -		\$ -
Guardrail Type 7 (Concrete)		LF	\$ 94.00	=	\$ -		\$ -
Guardrail End Anchorage		EA	\$ 2,731.00	=	\$ -		\$ -
Guardrail Impact Attenuator		EA	\$ 4,902.00	=	\$ -		\$ -
Sound Barrier Fence (CMU block, 6' high)		LF	\$ 102.00	=	\$ -		\$ -
Sound Barrier Fence (panels, 6' high)		LF	\$ 104.00	=	\$ -		\$ -
Electrical Conduit, Size =		LF	\$ 22.00	=	\$ -		\$ -
Traffic Signal, (provide engineer's estimate)		EA		=	\$ -		\$ -
[insert items not listed but part of construction plans]				=	\$ -		\$ -

PROJECT INFORMATION

Haven Valley	7/22/2024	SF2323
Project Name	Date	PCD File No.

Description	Quantity	Units	Unit Cost	Total	(with Pre-Plat Construction)	
					% Complete	Remaining
STORM DRAIN IMPROVEMENTS						
Concrete Box Culvert (M Standard), Size (W x H)		LF	=	\$ -		\$ -
18" Reinforced Concrete Pipe		LF	\$ 82.00	= \$ -		\$ -
24" Reinforced Concrete Pipe	38.31	LF	\$ 98.00	= \$ 3,754.38		\$ 3,754.38
30" Reinforced Concrete Pipe	15.53	LF	\$ 123.00	= \$ 1,910.19		\$ 1,910.19
29"x 45" Elliptical Reinforced Concrete Pipe	330.95	LF	\$ 200.00	= \$ 66,190.00		\$ 66,190.00
42" Reinforced Concrete Pipe		LF	\$ 201.00	= \$ -		\$ -
48" Reinforced Concrete Pipe		LF	\$ 245.00	= \$ -		\$ -
54" Reinforced Concrete Pipe		LF	\$ 320.00	= \$ -		\$ -
60" Reinforced Concrete Pipe		LF	\$ 374.00	= \$ -		\$ -
66" Reinforced Concrete Pipe		LF	\$ 433.00	= \$ -		\$ -
72" Reinforced Concrete Pipe		LF	\$ 495.00	= \$ -		\$ -
18" Corrugated Steel Pipe		LF	\$ 105.00	= \$ -		\$ -
24" Corrugated Steel Pipe		LF	\$ 121.00	= \$ -		\$ -
30" Corrugated Steel Pipe		LF	\$ 154.00	= \$ -		\$ -
36" Corrugated Steel Pipe		LF	\$ 184.00	= \$ -		\$ -
42" Corrugated Steel Pipe		LF	\$ 212.00	= \$ -		\$ -
48" Corrugated Steel Pipe		LF	\$ 223.00	= \$ -		\$ -
54" Corrugated Steel Pipe		LF	\$ 327.00	= \$ -		\$ -
60" Corrugated Steel Pipe		LF	\$ 353.00	= \$ -		\$ -
66" Corrugated Steel Pipe		LF	\$ 427.00	= \$ -		\$ -
72" Corrugated Steel Pipe		LF	\$ 502.00	= \$ -		\$ -
78" Corrugated Steel Pipe		LF	\$ 578.00	= \$ -		\$ -
84" Corrugated Steel Pipe		LF	\$ 691.00	= \$ -		\$ -
Flared End Section (FES) RCP Size = <small>(unit cost = 6x pipe unit cost)</small>		EA	=	\$ -		\$ -
Flared End Section (FES) CSP Size = <small>(unit cost = 6x pipe unit cost)</small>		EA	=	\$ -		\$ -
End Treatment- Headwall		EA	=	\$ -		\$ -
End Treatment- Wingwall		EA	=	\$ -		\$ -
End Treatment - Cutoff Wall		EA	=	\$ -		\$ -
Curb Inlet (Type R) L=5', Depth < 5'		EA	\$ 7,212.00	= \$ -		\$ -
Curb Inlet (Type R) L=5', 5' ≤ Depth < 10'		EA	\$ 9,377.00	= \$ -		\$ -
Curb Inlet (Type R) L=5', 10' ≤ Depth < 15'		EA	\$ 10,859.00	= \$ -		\$ -
Curb Inlet (Type R) L=10', Depth < 5'		EA	\$ 9,925.00	= \$ -		\$ -
Curb Inlet (Type R) L=10', 5' ≤ Depth < 10'		EA	\$ 10,230.00	= \$ -		\$ -
Curb Inlet (Type R) L=10', 10' ≤ Depth < 15'		EA	\$ 12,805.00	= \$ -		\$ -
Curb Inlet (Type R) L=15', Depth < 5'	3.	EA	\$ 12,907.00	= \$ 38,721.00		\$ 38,721.00
Curb Inlet (Type R) L=15', 5' ≤ Depth < 10'		EA	\$ 13,835.00	= \$ -		\$ -
Curb Inlet (Type R) L=15', 10' ≤ Depth < 15'		EA	\$ 15,130.00	= \$ -		\$ -
Curb Inlet (Type R) L=20', Depth < 5'		EA	\$ 13,755.00	= \$ -		\$ -
Curb Inlet (Type R) L=20', 5' ≤ Depth < 10'		EA	\$ 15,181.00	= \$ -		\$ -
Grated Inlet (Type C), Depth < 5'		EA	\$ 6,037.00	= \$ -		\$ -
Grated Inlet (Type D), Depth < 5'		EA	\$ 7,458.00	= \$ -		\$ -
Storm Sewer Manhole, Box Base	2.	EA	\$ 15,130.00	= \$ 30,260.00		\$ 30,260.00
Storm Sewer Manhole, Slab Base		EA	\$ 8,322.00	= \$ -		\$ -
Geotextile (Erosion Control)		SY	\$ 9.00	= \$ -		\$ -
Rip Rap, d50 size from 6" to 24"		Tons	\$ 104.00	= \$ -		\$ -
Rip Rap, Grouted		Tons	\$ 124.00	= \$ -		\$ -
Drainage Channel Construction, Size (W x H)		LF	=	\$ -		\$ -
Drainage Channel Lining, Concrete		CY	\$ 741.00	= \$ -		\$ -
Drainage Channel Lining, Rip Rap		CY	\$ 145.00	= \$ -		\$ -
Drainage Channel Lining, Grass		AC	\$ 1,911.00	= \$ -		\$ -
Drainage Channel Lining, Other Stabilization			=	\$ -		\$ -
4" PVC Pipe	520.	LF	\$ 25.00	= \$ 13,000.00		\$ 13,000.00
				Section 2 Subtotal	= \$ 172,748.60	\$ 172,748.57

SECTION 3 - COMMON DEVELOPMENT IMPROVEMENTS (Private or District and NOT Maintained by EPC)**

ROADWAY IMPROVEMENTS						
Aggregate Base Course (135 lbs/cf)	2088.	CY	\$ 66.00	=	\$ 137,808.00	\$ 137,808.00
Asphalt Pavement (4" thick)	11404.	SY	\$ 25.00	=	\$ 285,100.00	\$ 285,100.00
Curb and Gutter, Type A (6" Vertical)	2260.9	LF	\$ 38.00	=	\$ 85,914.20	\$ 85,914.20
Curb and Gutter, Type C (Ramp)	3668.34	LF	\$ 38.00	=	\$ 139,396.92	\$ 139,396.92
5" Sidewalk	2629.	SY	\$ 77.00	=	\$ 202,433.00	\$ 202,433.00
Pedestrian Ramp	32.	EA	\$ 1,496.00	=	\$ 47,872.00	\$ 47,872.00
					\$ -	\$ -
STORM DRAIN IMPROVEMENTS (Exception: Permanent Pond/BMP shall be itemized under Section 1)						
18" Reinforced Concrete Pipe	864.9	LF	\$ 82.00	=	\$ 70,921.80	\$ 70,921.80
24" Reinforced Concrete Pipe	217.8	LF	\$ 98.00	=	\$ 21,344.40	\$ 21,344.40
30" Reinforced Concrete Pipe	151.58	LF	\$ 123.00	=	\$ 18,644.34	\$ 18,644.34
36" Reinforced Concrete Pipe	387.64	LF	\$ 200.00	=	\$ 77,528.00	\$ 77,528.00
Flared End Section (FES) 30"RCP	1.	EA	\$ 738.00	=	\$ 738.00	\$ 738.00
Flared End Section (FES) 36"RCP	1.	EA	\$ 1,200.00	=	\$ 1,200.00	\$ 1,200.00
Curb Inlet (Type R) L=5', Depth < 5'	2.	EA	\$ 7,212.00	=	\$ 14,424.00	\$ 14,424.00
Curb Inlet (Type R) L=15', Depth < 5'	2.	EA	\$ 12,907.00	=	\$ 25,814.00	\$ 25,814.00

Description	Quantity	Units	Unit Cost	Total	(with Pre-Plat Construction)	
					% Complete	Remaining
Grated Inlet (Type C), Depth < 5'	2.	EA	\$ 6,037.00	= \$ 12,074.00		\$ 12,074.00
Storm Sewer Manhole, Box Base	6.	EA	\$ 15,130.00	= \$ 90,780.00		\$ 90,780.00
Grated Inlet (Type D), Depth < 5'	1.	EA	\$ 7,458.00	= \$ 7,458.00		\$ 7,458.00
WATER SYSTEM IMPROVEMENTS (Widefield & Hunter)						
Water Main Pipe (DIP), Size 12"	891.92	LF	\$ 125.00	= \$ 111,490.00		\$ 111,490.00
Water Main Pipe (Ductile Iron), Size 8"	37.	LF	\$ 98.00	= \$ 3,626.00		\$ 3,626.00
Gate Valves, 8"	1.	EA	\$ 2,418.00	= \$ 2,418.00		\$ 2,418.00
Gate Valves, 12"	2.	EA	\$ 3,000.00	= \$ 6,000.00		\$ 6,000.00
Water Service Line Installation, inc. tap and valves		EA	\$ 1,723.00	= \$ -		\$ -
Fire Cistern Installation, complete		EA		= \$ -		\$ -
Relocate Ex. Water service	9.	EA	\$ 1,500.00	= \$ 13,500.00		\$ 13,500.00
<i>[insert items not listed but part of construction plans]</i>						
SANITARY SEWER IMPROVEMENTS						
Sewer Main Pipe (PVC), Size 8"		LF	\$ 84.00	= \$ -		\$ -
Sanitary Sewer Manhole, Depth < 15 feet		EA	\$ 5,708.00	= \$ -		\$ -
Sanitary Service Line Installation, complete		EA	\$ 1,825.00	= \$ -		\$ -
Sanitary Sewer Lift Station, complete		EA		= \$ -		\$ -
<i>[insert items not listed but part of construction plans]</i>						
LANDSCAPING IMPROVEMENTS (For subdivision specific condition of approval, or PUD)						
Deciduous Trees		EA	\$ 600.00	= \$ -		\$ -
Evergreen Trees		EA	\$ 600.00	= \$ -		\$ -
Shrubs		EA	\$ 60.00	= \$ -		\$ -
Grasses		EA	\$ 25.00	= \$ -		\$ -
Perennials		EA	\$ 15.00	= \$ -		\$ -
Section 3 Subtotal				= \$ 1,376,484.66		\$ 1,376,484.66

AS-BUILT PLANS (Public Improvements inc. Permanent WQCV BMPs)		\$ 15,000.00	= \$ 15,000.00	\$ 15,000.00
POND/BMP CERTIFICATION (inc. elevations and volume calculations)	LS	\$ 10,000.00	= \$ 10,000.00	\$ 10,000.00


Total Construction Financial Assurance \$ 2,070,629.86
 (Sum of all section subtotals plus as-builts and pond/BMP certification)

Total Remaining Construction Financial Assurance (with Pre-Plat Construction) \$ 2,070,629.83
 (Sum of all section totals less credit for items complete plus as-builts and pond/BMP certification)


Total Defect Warranty Financial Assurance \$ 127,347.92
 (20% of all items identified as (*) To be collateralized at time of preliminary acceptance)

Approvals

I hereby certify that this is an accurate and complete estimate of costs for the work as shown on the Grading and Erosion Control Plan and Construction Drawings associated with the Project.




Engineer (P.E. Seal Required)



Approved by Owner / Applicant

Approved by El Paso County Engineer / ECM Administrator



8/13/24

Date

Date