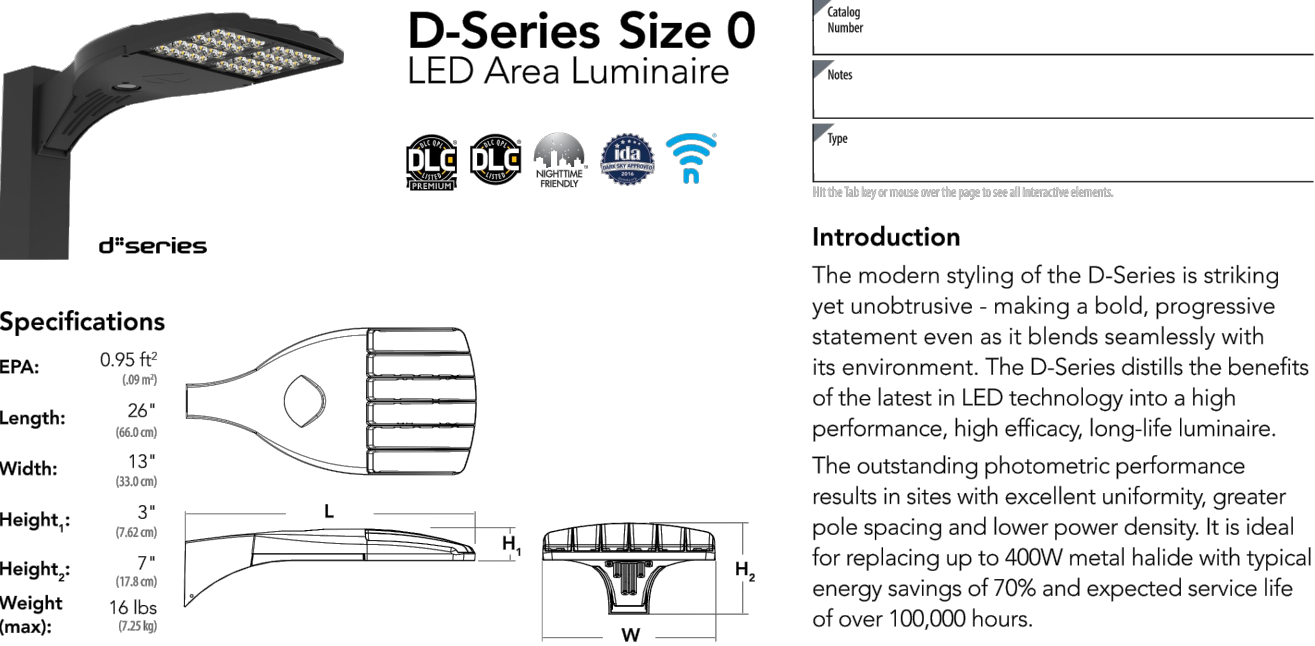



Calculation Summary							
Label	CalcType	Units	Avg	Max	Min	Avg/Min	Max/Min
20-ft from PL	Illuminance	Fc	0.01	0.04	0.00	N.A.	N.A.
Property Line	Illuminance	Fc	0.06	0.4	0.0	N.A.	N.A.
Site	Illuminance	Fc	1.96	10.0	0.2	9.80	50.00



Ordering Information			EXAMPLE: DSX0 LED P6 40K T3M MVL0T SPA N1AIR2 P1RHN DBD80			
DSX0 LED						
Series	Units	Color temperature	Beam/distribution	Temp. range	Package	Mounting
DSX0 LED	Forward optics				MOVL0T (DSX0-T70) (100°)	SHIPPED
	P5	30K, 5000K	T15 Type 1 spot (Autostrobe)	T55 Type 1 spot (1)	3774-4880111	SPA
	P6	30K, 5000K	T3M Type 1 medium	T3M Type 1 medium	1201	P6A Round spot mounting
	P6	30K, 5000K	T3M Type 1 medium	T3M Type 1 wide	1201	P6A Round spot mounting
	P7 P1*		T35 Type 1 spot	BLC Backlight casters	208*	WBA Wall bracket*
Related optics					2401	WBA Round universal mounting adapter*
			T4M Type 1 medium	RC02 Ring casters	277*	WBA Round spot universal mounting adapter*
	P10*		FT15R Forward time stream		347*	DSX0SD Super duty
	P11*		FT5M Forward time stream		480*	DSX0SD Super duty
	P11*	P13-13	VS15 Very sharp spot			WBA DSX0SD Must be mounting bracket adapter (DSX0SD13)

[illegible]


 One Lithonia Way • Conyers, Georgia 30012 • Phone: 1-800-705-SERV (7378) • www.lithonia.com
 © 2011-2021 Acuity Brands Lighting, Inc. All rights reserved.

 DSK0-LED
 Rev. 01/14/21
 Page 1 of 8

DESCRIPTION		Catalog #	Type
<p>The Impact Elite family of wall luminaires is the ideal complement to site design. Incorporating modular LightSquares technology, the Impact Elite luminaire provides outstanding uniformity and energy-conscious illumination. Combined with a rugged construction, the Impact Elite luminaire is the ideal facade and security luminaire for zones surrounding schools, office complexes, apartments and recreational facilities. UL/ULC listed for wet locations.</p>		Project	
		Comments	Date
		Prepared by	

SPECIFICATION FEATURES

Construction
Heavy-duty, die-cast aluminum housing and removable hinged door frame for precise torque control and accessibility. Removable door insert for clean mating with housing surface and secured via two captive fasteners. Optional tamper-resistant Torx™ head fasteners offer vandal resistant features for the electrical chamber.

Optics

Choice of 10 electrical, high-efficiency AccuLED Optics™ distributions. Optics are precisely designed to shape the light output, maximizing efficiency and application space. AccuLED Optics technology creates consistent distributions with the scalability to meet customized application requirements. Offered in 150, 300, 450, 600, 750, 900, 1050 and minimum 1700. Optional 3000K, 5000K and 5700K CCT.

Electrical
LED fixtures mount to die-cast aluminum back housing for optimal heat sinking, operation efficiency, and prolonged life. Standard drives feature electronic universal voltage (120-277V / 50/60Hz), 347V 60Hz or 480V 60Hz operation, greater than 0.9 power factor, less than 20% harmonic distortion, and are suitable for operation in -40°C to 40°C ambient environments. All fixtures are shipped standard with 10W/1019A common – and differential – mode surge protection. LightScape™ features an IP66 endorsed rating and maintain greater than 90% lumen maintenance at 50,000 hours per IESNA TM-21. Emergency eyes available for 20°C ambient environments and occupancy sensor option.

Mounting

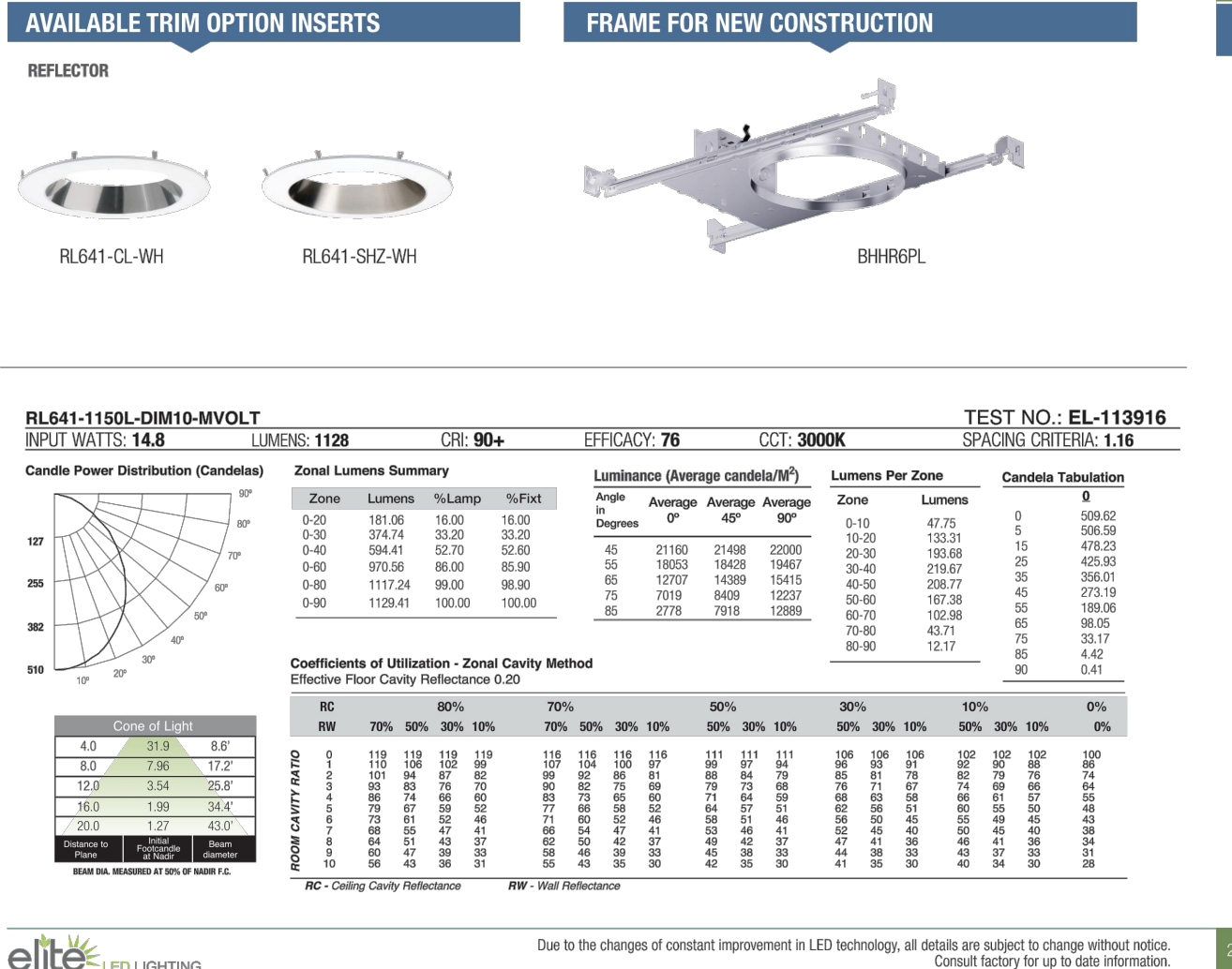
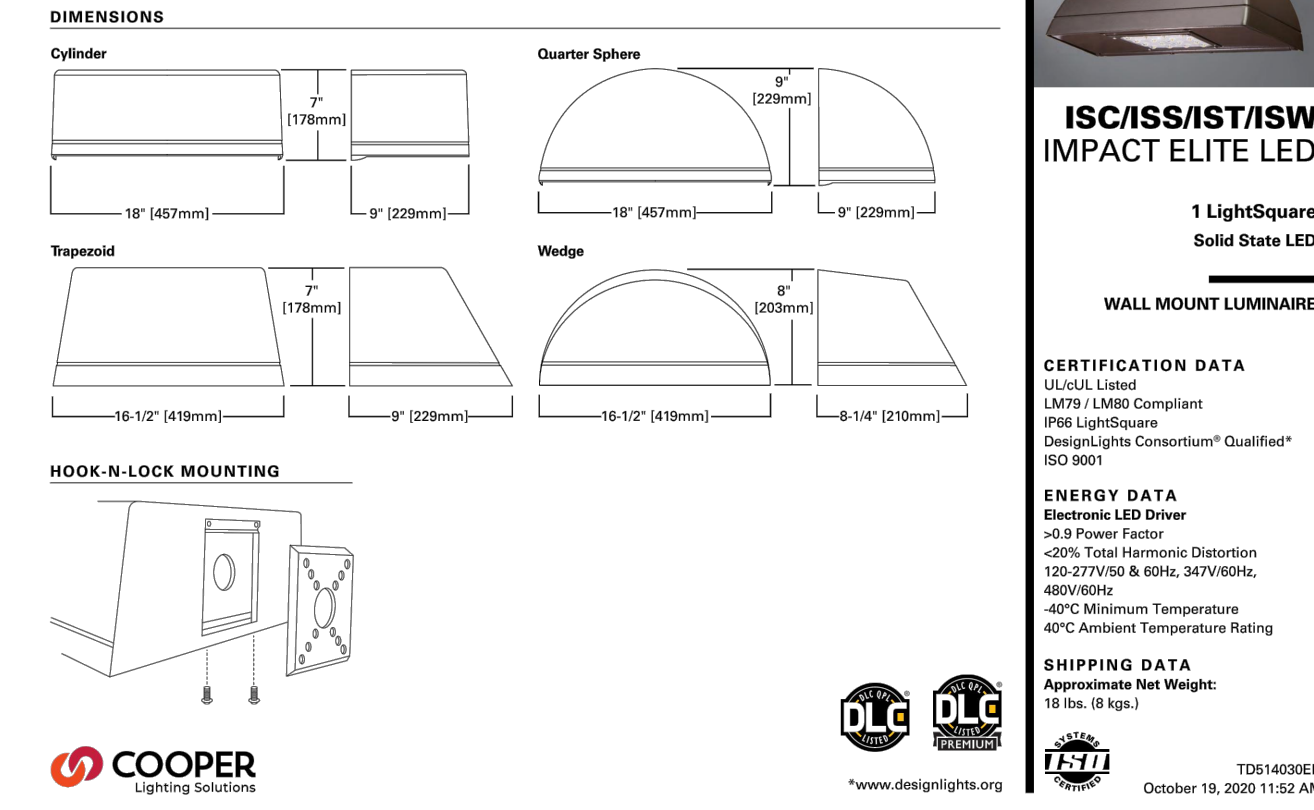
Gas-tight, die-cast plated rigid steel mounting attachment fits directly to 4" joist or wall with the Impact Eye™ "No-Drill" mechanism for quick installation. Secured with two captive corrosion resistant stainless steel screws. Wall set screws secured but accessible from bottom of fixture.

Finish

Gas-tight, die-cast finished in a five-stage super TGIC polyester powder coat paint. 2.5 mil nominal thickness. Superior performance against fade and wear. Standard colors include black, bronze, grey, white, dark platinum and graphite metallic. RAL and custom color matches available. Consult the Metal Finishes Architectural Division. Colors brochure for the complete selection.

Warranty

Five-year, no-void

The logo for Discount Tire, featuring the word "DISCOUNT" in red, bold, sans-serif capital letters with a black outline, and the word "TIRE" in black, bold, sans-serif capital letters with a black outline, enclosed within a white rounded rectangle.

THIS PLAN IS PROPERTY OF KINETIC DESIGN. THIS DRAWING IS LOANED WITHOUT OTHER CONSIDERATION THAN THE AGREEMENT AND CONDITION THAT IT IS NOT BE REPRODUCED, COPIED, OR OTHERWISE DISPOSED OF, DIRECTLY OR INDIRECTLY, AND IS NOT TO BE USED IN WHOLE OR IN PART TO ASSIST IN MAKING OR TO FURNISH ANY INFORMATION FOR THE MAKING OF DRAWINGS, PRINTS, APPARATUS OR PARTS THEREOF. THE ACCEPTANCE OF THIS DRAWING WILL BE CONSTRUED AS AN ACCEPTANCE OF THE FOREGOING CONDITIONS

SITE PHOTOMETRICS

7585 FALCON MARKETPLACE COLORADO



Kinetic Design
20381 Lake Forest Dr.,
Suite B16
Lake Forest, CA 92630
951-710-6334 (T)

BUILDING MODEL	
NEW FRAME	
REVISION	_____
DATE	02.11.2021
SCALE	AS NOTED
PROJECT NUMBER	KSK -

Sheet No.
ES.1