


Symbol	Qty	Label	Arrangement	LLF	Description	Arr. Watts	Arr. Lum. Lumens	BUG Rating
	3	(E) D1H5_20	BACK-BACK	0.864	(E) 2-EALP035H5SM750NDD1BLCKF 17ft pole on 3ft base	300	40000	B4-U0-G2
	3	(E) SH5_20	SINGLE	0.864	(E) 1-EALP035H5SM750NDD1BLCKF 17ft pole on 3ft base	150	20000	B4-U0-G2
	32	A	SINGLE	0.864	CRUS-SC-LED-LW-CW MTD @ 15'	87.9	10871	B3-U0-G1
	1	D1H5_20	BACK-BACK	0.864	Relocated 2-EALP035H5SM750NDD1BLCKF 17ft pole on 3ft base	300	40000	B4-U0-G2
	5	SH5_20	SINGLE	0.864	Relocated 1-EALP035H5SM750NDD1BLCKF 17ft pole on 3ft base	150	20000	B4-U0-G2

NOTE: VOLTAGE FOR THE FUEL STATION SITE LIGHTING PACKAGE MAY BE DIFFERENT THAN SITE LIGHTING ASSOCIATED WITH THE STORE PARKING LOT. VERIFY AVAILABLE VOLTAGE PRIOR TO SHIPPING.



Relocate (5) SH5\_20 and (1) D1H5\_20 to new locations indicated.

Label	Avg	Max	Min	Max/Min
Entry Drive	1.84	10.38	0.37	28.05
Fuel Station	4.55	13.02	1.46	8.92
Limited Parking	3.43	11.45	0.87	13.16
Main Parking	1.99	6.12	0.19	32.21

Recommend accept lower than normal values as the existing LED upgrade was already much lower than normal, and other special lighting conditions: The overall pole height is lower than normal, and values drop off dramatically near the north side of the property. Additionally, this is located at the far perimeter and light levels should normally decline at the perimeter.

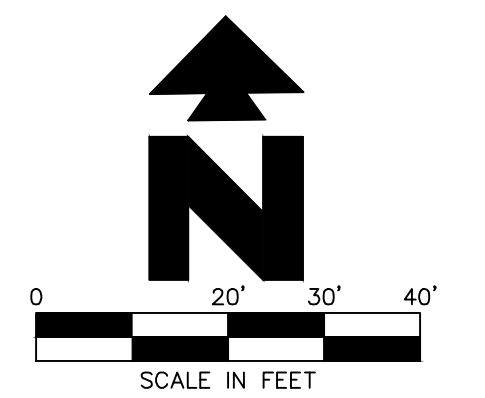


CEI ENGINEERING ASSOCIATES, INC.  
710 W. PINEDALE AVE.  
FRESNO, CA 93711  
PHONE: (559) 447-3119  
FAX: (559) 447-3129


Phillip Bejarano - SLDP June'11



Date Signed: April 25, 2023



FUEL STATION #4335  
11550 Meridian Market View  
Falcon, CO 80831



FALCON, CO  
GE EVOLVE AREA LUMINARIES  
20 ft MOUNTING HEIGHTS  
EXISTING AND NEW POLE LOCATIONS  
TARGET: 2.75 fc AVG 1.50 fc MIN FUEL STATION  
0.40 fc MIN ENTRY DRIVEWAYS

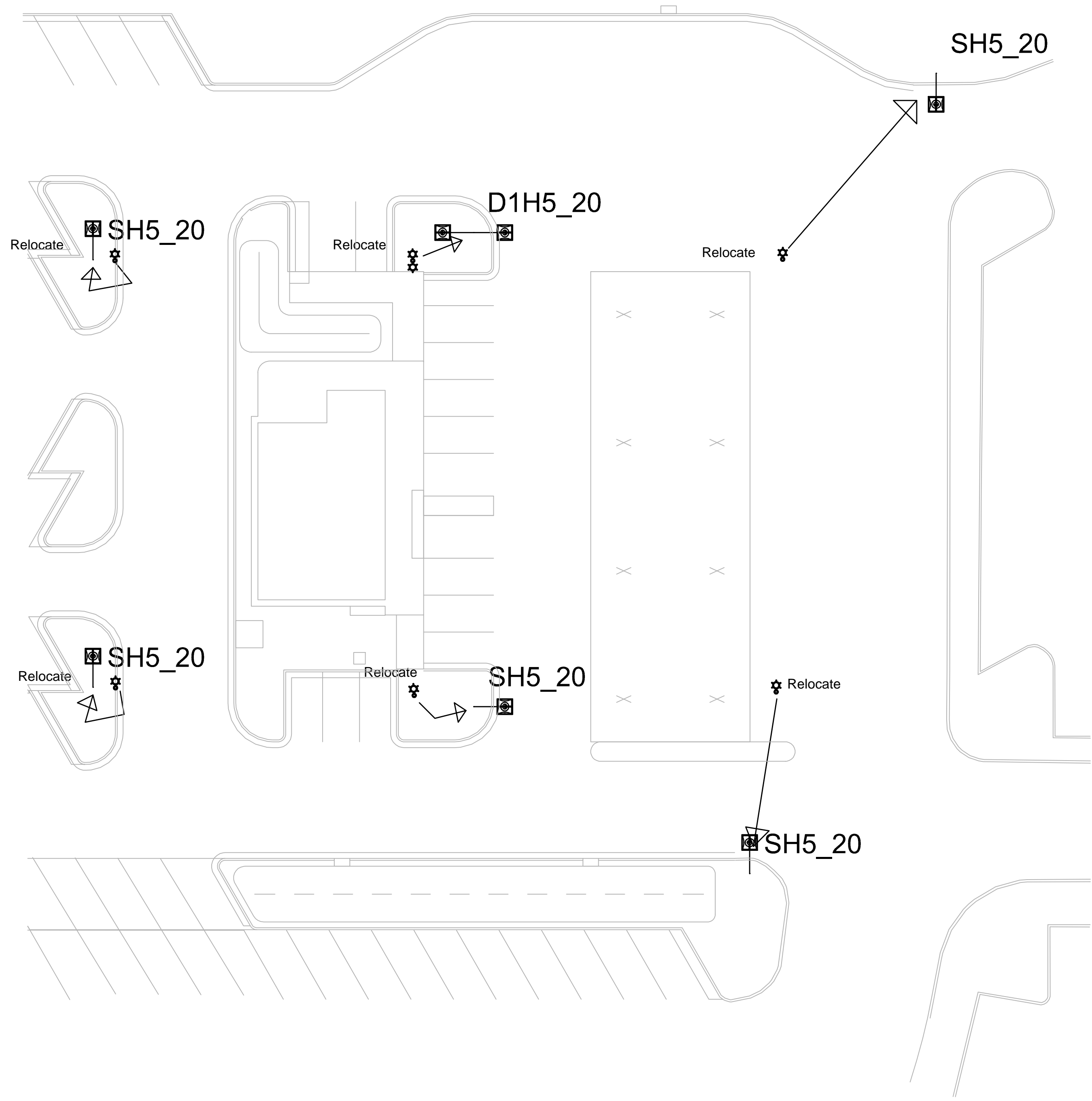
PROFESSIONAL OF RECORD  
PROJECT MANAGER  
DESIGNER  
CEI PROJECT NUMBER  
DATE  
REVISION

PHOTOMETRIC PLAN  
SHEET TITLE  
SHEET NUMBER

APP C

Symbol	Qty	Label	Arrangement	LLF	Description	Arr. Watts	Arr. Lum. Lumens	BUG Rating
	3	(E) D1H5_20	BACK-BACK	0.864	(E) 2-EALP035H5SM750NDD1BLCKF 17ft pole on 3ft base	300	40000	B4-U0-G2
	3	(E) SH5_20	SINGLE	0.864	(E) 1-EALP035H5SM750NDD1BLCKF 17ft pole on 3ft base	150	20000	B4-U0-G2
	32	A	SINGLE	0.864	CRUS-SC-LED-LW-CW MTD @ 15'	87.9	10871	B3-U0-G1
	1	D1H5_20	BACK-BACK	0.864	Relocated 2-EALP035H5SM750NDD1BLCKF 17ft pole on 3ft base	300	40000	B4-U0-G2
	5	SH5_20	SINGLE	0.864	Relocated 1-EALP035H5SM750NDD1BLCKF 17ft pole on 3ft base	150	20000	B4-U0-G2

NOTE: VOLTAGE FOR THE FUEL STATION SITE LIGHTING PACKAGE MAY BE DIFFERENT THAN SITE LIGHTING ASSOCIATED WITH THE STORE PARKING LOT. VERIFY AVAILABLE VOLTAGE PRIOR TO SHIPPING.



Relocate (5) SH5\_20 and (1) D1H5\_20 to new locations indicated.

### Ordering Number Logic

Evolve™ LED Area Light (EALP)

PROJ. ID	GENERATION	VOLTAGE	OPTICAL DISTRIBUTION	CRI	CCT	DIMMING	CONTROLS	MOUNTING	COLOR	OPTIONS
EALP	01	120	SW	90	4000K	N	A	CL	GR	F


OPTICAL CODE	DISTRIBUTION	TYPICAL INITIAL LUMENS	TYPICAL SYSTEM WATTAGE	BUG RATING	IES FILE NUMBER
CS	Symmetric Medium	7500	8000	67	B3-U0-G2
DS	Symmetric Medium	9400	10000	89	B3-U0-G2
FS	Symmetric Medium	24100	25000	140	B4-U0-G2
HS	Symmetric Medium	18800	20000	183	B4-U0-G2
JS	Symmetric Medium	23500	25000	220	B3-U0-G3
KS	Symmetric Medium	28300	30000	274	B3-U0-G3
LS	Symmetric Medium	31700	33600	330	B3-U0-G4
MS	Symmetric Wide	8000	8600	67	B3-U0-G1
NS	Symmetric Wide	10000	10600	89	B3-U0-G1
OS	Symmetric Wide	15100	16000	140	B3-U0-G2
QS	Symmetric Wide	20100	21300	183	B4-U0-G2
TS	Symmetric Wide	25200	26700	220	B4-U0-G2
US	Symmetric Wide	30200	32000	274	B3-U0-G2
VS	Symmetric Wide	33900	35900	330	B3-U0-G3
CA	Asymmetric Forward	7000	7500	73	B1-U0-G2
DA	Asymmetric Forward	9400	10000	93	B2-U0-G2
FA	Asymmetric Forward	14100	15000	136	B2-U0-G3
HA	Asymmetric Forward	18800	20000	183	B3-U0-G4
JA	Asymmetric Forward	23500	25000	220	B3-U0-G4
KA	Asymmetric Forward	28300	30000	274	B3-U0-G4
LA	Asymmetric Forward	31700	33600	330	B3-U0-G5
C3	Asymmetric Wide	7500	8000	73	B1-U0-G1
D3	Asymmetric Wide	10000	10600	93	B2-U0-G2
F3	Asymmetric Wide	15100	16000	136	B2-U0-G2
H3	Asymmetric Wide	20100	21300	183	B3-U0-G2
J3	Asymmetric Wide	25200	26700	220	B3-U0-G3
K3	Asymmetric Wide	30200	32000	274	B3-U0-G3
L3	Asymmetric Wide	33900	35900	330	B3-U0-G4
C2	Asymmetric Narrow	7300	7800	73	B2-U0-G2
D2	Asymmetric Narrow	9800	10400	93	B2-U0-G2
F2	Asymmetric Narrow	14700	15600	136	B3-U0-G3
H2	Asymmetric Narrow	19600	20800	183	B3-U0-G3
J2	Asymmetric Narrow	24500	26000	220	B3-U0-G3
K2	Asymmetric Narrow	29400	31200	274	B3-U0-G3
L2	Asymmetric Narrow	33300	34900	330	B3-U0-G4
KA	Asymmetric Auto	32700	34600	274	B4-U0-G3
LA	Asymmetric Auto	36600	38800	330	B4-U0-G3

FALCON, CO  
 GE EVOLVE AREA LUMINARIES  
 20 ft MOUNTING HEIGHTS  
 EXISTING AND NEW POLE LOCATIONS  
 TARGET: 2.75 fc AVG 1.50 fc MIN FUEL STATION  
 0.40 fc MIN ENTRY DRIVEWAYS

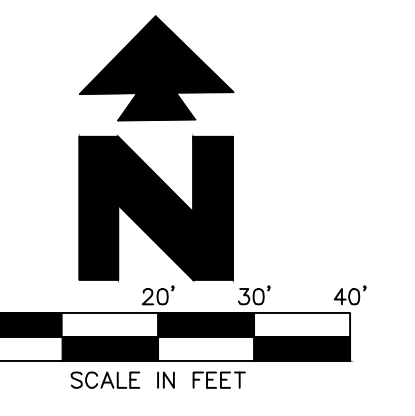


CEI ENGINEERING ASSOCIATES, INC.  
 710 W. PINEDALE AVE.  
 FRESNO, CA 93711  
 PHONE: (559) 447-3119  
 FAX: (559) 447-3129


Phillip Bejarano - SLDP June'11



Date Signed: April 25, 2023



FUEL STATION #4335  
 11550 Meridian Market View  
 Falcon, CO 80831



PROFESSIONAL OF RECORD  
 PROJECT MANAGER  
 DESIGNER  
 CEI PROJECT NUMBER  
 DATE  
 REVISION

PHOTOMETRIC PLAN  
 SHEET TITLE  
 SHEET NUMBER

APP D