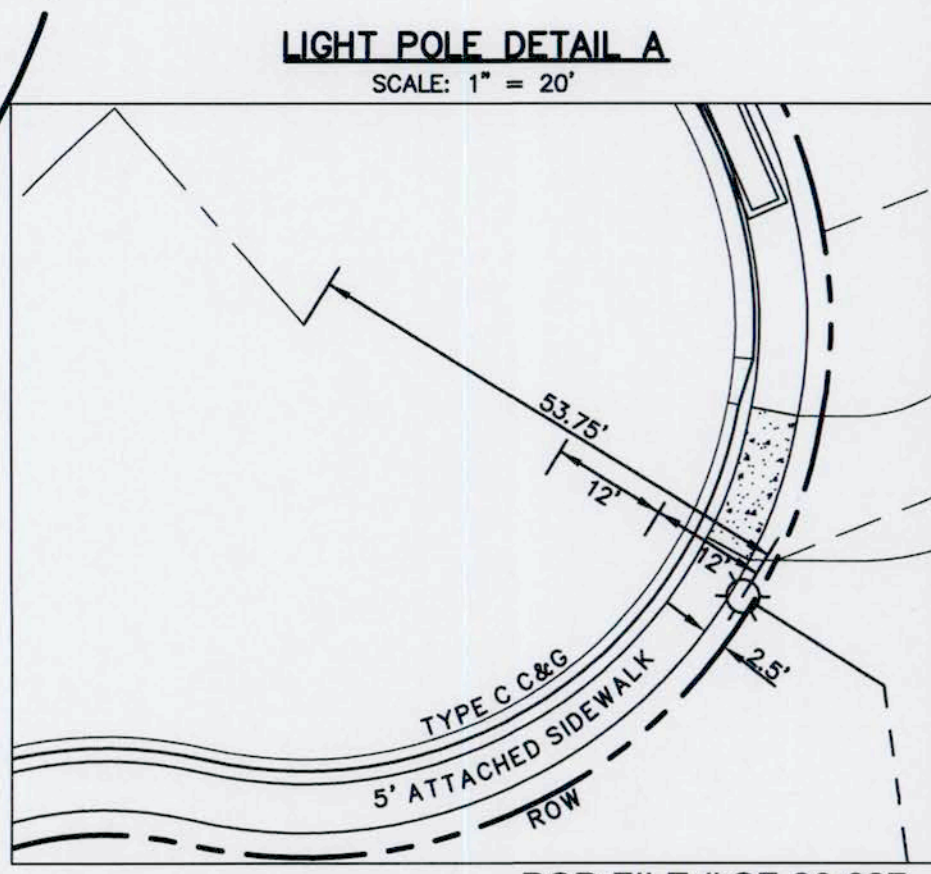
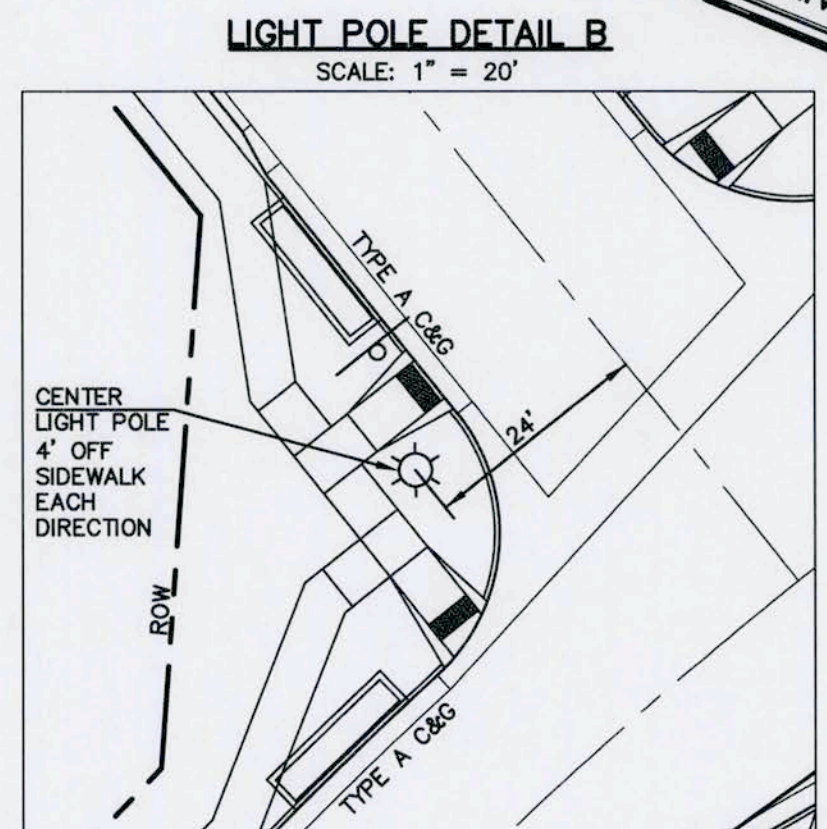
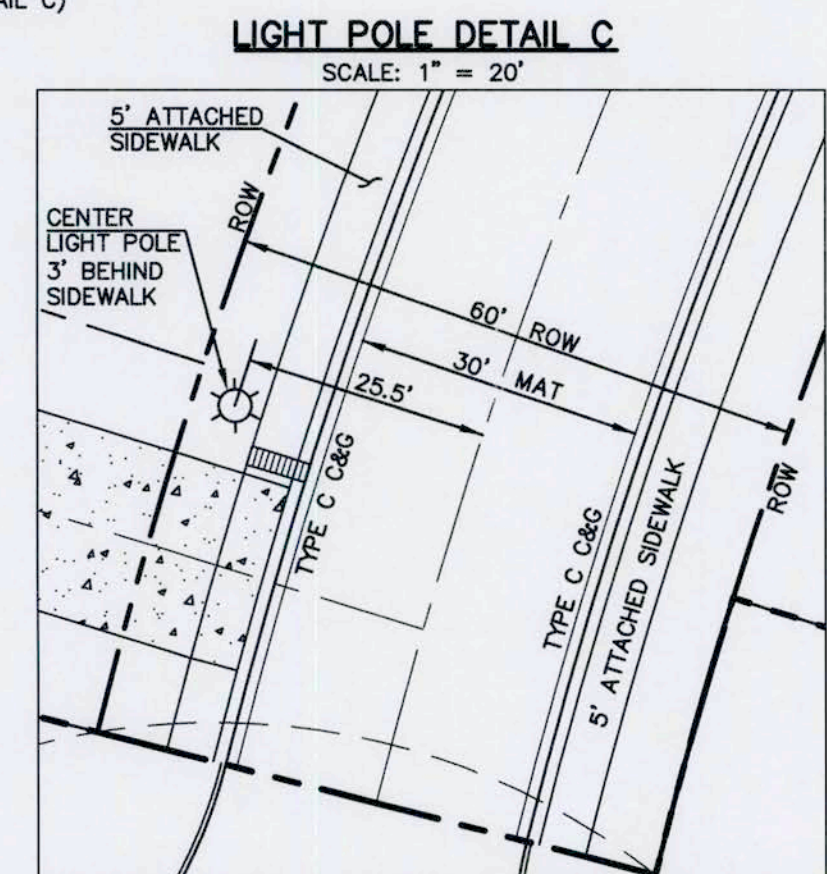


LIGHT POLE NOTES:
 ALL LIGHT FIXTURES MOUNTED WITHIN 15' OF ANY RESIDENTIAL PROPERTY LINE OF THE SITE SHALL BE CLASSIFIED AS IES TYPE II OR TYPE III, OR FIXTURE DEMONSTRATED TO PROVIDE SIMILAR DISTRIBUTION PATTERNS AND SHIELDING PROPERTIES. FIXTURES SHALL BE FITTED WITH "HOUSE SIDE SHIELD" REFLECTORS ON THE SIDES FACING THE RESIDENTIAL PROPERTY LINE. LDC 6.2.3

HEIGHT: NO FREESTANDING LIGHT FIXTURES SHALL BE MOUNTED HIGHER THAN 15 FEET, EXCEPT PARKING LOT LIGHT FIXTURES WHICH SHALL BE MOUNTED NO HIGHER THAN 20 FEET UNLESS AN ALTERNATIVE LIGHTING PROPOSAL IS APPROVED IN ACCORDANCE WITH THIS CODE. LDC 6.2.3

LIGHT POLE OWNERSHIP AND RESPONSIBILITY:
 DEVELOPER RESPONSIBLE FOR COST OF POLE DESIGN AND INSTALL
 MVEA OWNS AND MAINTAINS LIGHT POLES UPON INSTALL
 LOCAL DISTRICT/HOA RESPONSIBLE FOR LIGHT POLE ELECTRICITY COSTS LDC 6.2.3

LIGHT POLE LOCATION WITHIN URBAN ROADWAY:
 CRITERIA PER ECM 4.3.5.D.2
 URBAN LOCAL CLEAR ZONE = 12'
 POLE LOCATION = 6.5' MIN. FROM TBC AND 1.0' INSIDE 50' ROW



American Revolution LED Series 247L

PRODUCT OVERVIEW

Features:

- Die-cast aluminum housing and hood for long-life performance
- Die-cast trigger latch (TL) and captive thumb screws option available for easy access to internal components
- Optical assembly designed for maximum performance, available in Type II, Type III and Type V
- Hinged hood and captive thumb screws provision afford quick, easy access to electrical and optical area for servicing
- Slipfitter with three set screws allows secure installation to pole sizes 2-3/8" or 3" O.D.
- Surge protection device (standard) exceeds ANSI C82.41 Category C1 criteria (surge tested at 10kV/5kA)
- Complies with ANSI: C136.2, C136.10, C136.15
- CSA listed and suitable for up to 30°C ambient
- Rated L70, LED life greater than 100,000 hours at 25°C
- Replaces up to 150W HPS light source incumbent models
- LED electronic 0V-10V dimmable driver
- DesignLights Consortium® (DLC) qualified product. Not all versions of this product may be DLC qualified. Please check the DLC Qualified Products List at www.designlights.org/QPL to confirm which versions are qualified.

Applications:
 Streetscapes
 Walkways
 Pathways
 Parks

American Revolution LED Series 247L

ORDERING INFORMATION

Example: 247L 20LEDE10 MVOLT 4K RS AY PCLL

Series	Performance Package	Voltage	Color Temperature (CCT)
247L American Revolution LED	20LEDE10 20 Chips, 1050 mA Driver, 72 input watts	MVOLT Multi-volt, 120-277V	3K 3000K
	20LEDE70 20 Chips, 700 mA Driver, 45 input watts	347 347V	4K 4000K
	10LEDE70 10 Chips, 1050 mA Driver, 38 input watts	480 480V	5K 5000K
	10LEDE35 10 Chips, 525 mA Driver, 18 input watts		
	10LEDE35 10 Chips, 350 mA Driver, 13 input watts		

Distribution	Optics	Options
R2 Type II R3 Type III RS Type V	AY Acrylic PY Polycarbonate	Paint: SS Black (standard) GY Gray DBB Dark Bronze HW White BZ Bronze
		Photocontrol: (blank) 3 pin NEMA Photocontrol Receptacle (standard) NR 1 No Photocontrol Receptacle PS 1 5 pin NEMA Photocontrol Receptacle (dimmable driver included) P7 7 pin NEMA Photocontrol Receptacle (dimmable driver included) PCLL 15 Solid State Long Life Photocontrol PCSS 15A Not CSA Listed Solid State Long Life Photocontrol (120-277V)
		Accessories: RNC57 7 RODAM Dimming Node Cupola Cover

Notes:

- Other colors available, please contact factory
- PC and SH not available with NR option
- Taller cupola cover (RCC) is required when used with RODAM or other similar wireless monitoring control systems
- Standard failure mode="Fail On"
- Photocontrols supplied with ANSI Standard Turn-On levels
- XL option is required
- Ships with unit, field installed
- Required when using RODAM or other similar wireless monitoring control systems

MVEA Spec # 247L 10LEDE10 MVOLT 4K RS AY PCLL

DIMENSIONS

Effective Projected Area (EPA)
 The EPA for the American Revolution Series 247 is 1.6 sq. ft.
 P5 or P7 option total height is 24.9 (633).
 Approx. Wt. = 36 lbs.

Note: Specifications subject to change without notice.
 American Revolution Series 247L LED

MOUNTAIN VIEW

CAT. NO.: TB23-D-50-3-H-T238

SPECS: WIND VEL.: 100@1.3
 TOT. LENGTH: 23'-0"
 EMBED. DEPTH: 4'-0"
 TIP WIDTH: 4.41"
 WEIGHT: 50 lbs.
 DRAWN BY: PLF

QUANTITY: _____ JOB NUMBER: _____
 P.O. NUMBER: _____ APPD BY: _____
 REV. DATE BY: _____ REMARKS: _____
 QUOTE: _____ DATE: 01/16/2017

ORIENTATION VIEWED FROM TOP OF POLE

4" x 12" HAND HOLE w/ NON-CONDUCTIVE DOOR
 2 1/2" x 5" CABLE ACCESS SLOTS, 1 IN-LINE w/HAND HOLE

COLOR: BLACK

AEL American Electric Lighting

3625 Columbia Road, Granville, OH 43023
 www.americanelectriclighting.com
 © 2017 Acuity Brands Lighting, Inc. All Rights Reserved. 07/2017

Warranty Five-year limited warranty. Complete warranty terms located at www.americanelectriclighting.com. Actual performance may differ as a result of end-user environment and application. All values are design or typical values, measured under laboratory conditions at 25 °C. Specifications subject to change without notice.
 Please contact your sales representative for the latest product information.

48 HOURS BEFORE YOU DIG,
 CALL UTILITY LOCATORS
811
 UTILITY NOTIFICATION CENTER OF COLORADO
 IT'S THE LAW

THE LOCATIONS OF EXISTING UNDERGROUND UTILITIES ARE SHOWN IN AN APPROXIMATE WAY ONLY. THE CONTRACTOR SHALL DETERMINE THE EXACT LOCATION OF ALL EXISTING UTILITIES BEFORE COMMENCING WORK. THE CONTRACTOR SHALL BE FULLY RESPONSIBLE FOR ANY AND ALL DAMAGES WHICH MIGHT BE CAUSED BY HIS FAILURE TO EXACTLY LOCATE AND PRESERVE ANY AND ALL UNDERGROUND UTILITIES.

NO. REVISION	DATE

REVIEW:

PREPARED UNDER MY DIRECT SUPERVISION FOR AND ON BEHALF OF CLASSIC CONSULTING ENGINEERS AND SURVEYORS, LLC

KYLE R. CAMPBELL, COLORADO P.E. #29794
 DATE: 11-17-21

CLASSIC CONSULTING

619 N. Cascade Avenue, Suite 200
 Colorado Springs, Colorado 80903
 (719)785-0790
 (719)785-0799(Fax)

DESIGNED BY: _____ SCALE: (H) 1" = 100' DATE: 09/14/21
 DRAWN BY: MES SHEET 1 OF 1
 CHECKED BY: (V) 1" = N/A JOB NO. 1175.60

FOREST LAKES FILING NO. 6
 STREET LIGHT LOCATION PLAN

PCD FILE # SF-20-027

N:\117560\DRAWINGS\CONSTRUCTION\STREETS\XX-117570-Street Lights.dwg, 11/17/2021 8:22:35 AM, 1:1