



Early Grading Permit - Final Drainage Report

## Winsome Subdivision Filing No. 3 El Paso County, Colorado

Prepared for:

**Joe DesJardin**

**Winsome, LLC**

**1864 Woodmoor Drive, Suite 100**

**Monument, CO 80132**

Prepared by:

**Kimley-Horn and Associates, Inc.**

**2 North Nevada Avenue, Suite 300**

**Colorado Springs, Colorado 80903**

**(719) 453-0180**

**Contact: Brice Hammersland, P.E.**

PCD File No. EGP-21-005

Project #: 196106001

Prepared: August 30, 2022

**Kimley»Horn**

## CERTIFICATION

### **DESIGN ENGINEER'S STATEMENT**

The attached drainage plan and report were prepared under my direction and supervision and are correct to the best of my knowledge and belief. Said drainage report has been prepared according to the criteria established by the County for drainage reports and said report is in conformity with the master plan of the drainage basin. I accept responsibility for any liability caused by any negligent acts, errors, or omissions on my part in preparation of this report.

SIGNATURE (Affix Seal): \_\_\_\_\_  
Brice Hammersland, P.E.  
Colorado P.E. No. 56012  
Date

### **OWNER/DEVELOPER'S STATEMENT**

I, the developer, have read and will comply with all of the requirements specified in this Drainage Report and Plan.

Winsome ,LLC  
Name of Developer

\_\_\_\_\_  
Authorized Signature Date

Joe DesJardin  
Printed Name

Director of Entitelments  
Title

1864 Woodmoor Drive, Suite 100 Monument CO 80132  
Address:

### **EL PASO COUNTY**

Filed in accordance with the requirements of the Drainage Criteria Manual, Volumes 1 and 2, El Paso County Engineering Criteria Manual and Land Development Code as amended.

\_\_\_\_\_  
Joshua Palmer, P.E.  
County Engineer/ ECM Administrator  
Date

Conditions:



## TABLE OF CONTENTS

|   |                              |
|---|------------------------------|
| <b>CERTIFICATION .....</b>                    | <b>2</b>                     |
| DESIGN ENGINEER'S STATEMENT .....             | 2                            |
| OWNER/DEVELOPER'S STATEMENT .....             | 2                            |
| EL PASO COUNTY.....                           | 2                            |
| <b>TABLE OF CONTENTS .....</b>                | <b>3</b>                     |
| <b>INTRODUCTION .....</b>                     | <b>4</b>                     |
| PURPOSE AND SCOPE OF STUDY .....              | 4                            |
| LOCATION .....                                | 4                            |
| DESCRIPTION OF PROPERTY .....                 | 4                            |
| <b>DRAINAGE BASINS .....</b>                  | <b>5</b>                     |
| MAJOR BASIN DESCRIPTIONS .....                | 5                            |
| EXISTING SUB-BASIN DESCRIPTIONS.....          | 5                            |
| <i>Sub-Basin A</i> .....                      | 5                            |
| <i>Sub-Basin G</i> .....                      | 5                            |
| <i>Sub-basin H</i> .....                      | 5                            |
| <i>Sub-basin I</i> .....                      | 5                            |
| <i>Sub-basin J</i> .....                      | 6                            |
| <i>Sub-basin K</i> .....                      | 6                            |
| PROPOSED HEC-HMS SUB-BASIN DESCRIPTIONS ..... | 6                            |
| <b>DRAINAGE DESIGN CRITERIA.....</b>          | <b>10</b>                    |
| DEVELOPMENT CRITERIA REFERENCE.....           | 10                           |
| HYDROLOGIC CRITERIA .....                     | 10                           |
| HYDRAULIC CRITERIA.....                       | 11                           |
| <b>THE FOUR STEP PROCESS .....</b>            | <b>13</b>                    |
| <b>DRAINAGE FACILITY DESIGN .....</b>         | <b>13</b>                    |
| GENERAL CONCEPT .....                         | 13                           |
| SPECIFIC DETAILS .....                        | 14                           |
| DRIVEWAY CULVERTS.....                        | ERROR! BOOKMARK NOT DEFINED. |
| EXISTING MINOR DRAINAGE CHANNELS .....        | 14                           |
| <b>SUMMARY .....</b>                          | <b>15</b>                    |
| <b>REFERENCES .....</b>                       | <b>16</b>                    |
| <b>APPENDIX</b>                               |                              |
| APPENDIX A: FIGURES                           |                              |
| APPENDIX B: HYDROLOGY                         |                              |
| APPENDIX C: HYDRAULICS                        |                              |
| APPENDIX D: REFERENCES                        |                              |
| APPENDIX: DRAIANGE MAPS                       |                              |

## **INTRODUCTION**

### ***PURPOSE AND SCOPE OF STUDY***

The purpose of this Final Drainage Report (FDR) is to provide the hydrologic and hydraulic calculations and to document and finalize the drainage design methodology in support of the proposed Early Grading permit for the Winsome Subdivision (“the Project”) Filing No. 3 (“the Site”) for Winsome LLC. The Project is located within the jurisdictional limits of El Paso County (“the County”). Thus, the guidelines for the hydrologic and hydraulic design components were based on the criteria for the County and City of Colorado Springs, described below.

### ***LOCATION***

The Project is located approximately 17 miles west of Monument, Colorado within Township 11 South, Range 65 West of the 6<sup>th</sup> Principal Meridian, County of El Paso, State of Colorado (the “Site”). More specifically, the Site is located northwest of Winsome Filing No. 2, which is located north of Hodgen Road, and west of Meridian Road. A vicinity map has been provided in the **Appendix A** of this report.

The Site is currently owned by Winsome, LLC and will be developed by Winsome, LLC.

### ***DESCRIPTION OF PROPERTY***

The Project is located on approximately 768 acres of land consisting of vacant land with native vegetation and is classified as “Pasture, grassland or range” per Table 6-6 of the City of Colorado Springs Drainage Criteria Manual. Filing No 3 consists of 38 5-acre residential lots. The Site does not currently provide water quality or detention for the Project area. The existing land use is undeveloped vacant land. This Filing consist of 349.5 acres and will have a disturbance of approximately 31.6 acres.

The existing topography consists of slopes ranging from 1% to 16%. The West Kiowa Creek (“the Creek”) runs along the south side of Filing 3.

NRCS soil data is available for this Site and it has been noted that soils onsite are generally USCS Type B and Type C. The NRCS soil data can be found in **Appendix D**. There are no known irrigation facilities within the Site.

Improvements will consist of mowing, clearing and grubbing, weed control, paved access road construction, roadway grading, three detention ponds, roadside ditches, culverts, drainage swales, native seeding and a proposed channel to convey flows to the temporary sediment pond.

The Site proposes to plat 38 lots for single family development, as well as provide the grading, roadway and drainage improvements.

An updated Topographic field survey was completed for the Project by Edward-James Surveying, Inc. dated November 3<sup>th</sup>, 2020 and is the basis for design for the drainage improvements.

## **DRAINAGE BASINS**

### **MAJOR BASIN DESCRIPTIONS**

A preliminary drainage report was completed for the overall Winsome subdivision. This was previously completed by The Vertex Companies. This Final Drainage Report used the approved Preliminary Drainage Report prepared by The Vertex Companies (PDR) for the Filing No. 3 final design.

The majority of Site improvements are located outside of the 100-year FEMA Zone A floodplain as determined by the Flood Insurance Rate Map (FIRM) number 08041C0350G effective date, December 7, 2018 (see **Appendix A**). A Conditional Letter of Map Revision (CLOMR) was submitted and approved under Winsome Filing No. 1, FEMA Case No.19-08-0185R (see **Appendix D**). The proposed bridge crossings are located within the floodplain. The floodplain is located along the southeast side of Filing No. 3 and the site improvements are located outside of the floodplain limits. Refer to **Appendix D** for the CLOMR application approval letter from FEMA for Case No. 19-08-0185R.

The Project is located within El Paso County's West Kiowa Creek Drainage Basin.

### **EXISTING SUB-BASIN DESCRIPTIONS**

Per the approved Preliminary Drainage Report prepared by The Vertex Companies (PDR). The Site was divided into 6 subbasins A, G, H, I, J, and K. Drainage flows from northwest to southeast overland over vacant land to the West Kiowa Creek. Below is a description of the existing sub-basins.

#### **Sub-Basin A**

Per the approved PDR sub-basin, A consists of an area of 915.4 acres, located in the southwest corner of the property. Drainage flows overland from the northwest to southeast and into the West Kiowa Creek. Runoff during the 5-year and 100-year events are 87.10 cfs and 585.9 cfs respectively. Refer to **Appendix D** for the Existing Conditions Drainage Map.

#### **Sub-Basin G**

Per the approved PDR sub-basin G consists of an on-site area of 107.6 acres, located in the center of the western portion of the property. Drainage flows overland from the northwest to southeast into the West Kiowa Creek. Runoff during the 5-year and 100-year events are 45.30 cfs and 199.0 cfs respectively. Refer to **Appendix D** for the Existing Conditions Drainage Map.

#### **Sub-basin H**

Per the approved PDR sub-basin H consists of an on-site area of 121.8 acres, located in the center of the north portion of the property. Drainage flows overland from northwest to southeast to the West Kiowa Creek. Runoff during the 5-year and 100-year events are 34.80 cfs and 197.2 cfs respectively. Refer to **Appendix D** for the Existing Conditions Drainage Map.

#### **Sub-basin I**

Per the approved PDR sub-basin I consists of an on-site area of 37.5 acres, located in the north portion of the property. Drainage flows overland from northwest to southeast to the West Kiowa Creek. Runoff during the 5-year and 100-year events are 26.40 cfs and 88.5 cfs respectively. Refer to **Appendix D** for the Existing Conditions Drainage Map.

### **Sub-basin J**

Per the approved PDR sub-basin J consists of an on-site area of 10.1 acres, located in the northwest corner of the property. Drainage flows overland from south to north and outfall offsite. Runoff during the 5-year and 100-year events are 3.40 cfs and 19.9 cfs respectively. Refer to **Appendix D** for the Existing Conditions Drainage Map.

### **Sub-basin K**

Per the approved PDR sub-basin K consists of an on-site area of 17.8 acres, located in the north portion of the property. Drainage flows overland from south to north and outfall offsite. Runoff during the 5-year and 100-year events are 12.90 cfs and 45.1 cfs respectively. Refer to **Appendix D** for the Existing Conditions Drainage Map.

Offsite flows entering the Site from sub-basin G will be conveyed through the Site following historical drainage paths and outfall to West Kiowa Creek. Offsite flows from sub-basin G will be routed to Water Quality Pond 1 and detained on site.

Excerpts from the approved PDR for the Existing Drainage Conditions are included in the **Appendix D** of this report for reference.

## ***PROPOSED HEC-HMS SUB-BASIN DESCRIPTIONS***

For the proposed condition, stormwater will generally maintain historic flow patterns from northwest to southeast. The proposed roadways will alter some of the existing flow paths. The roadway ditches will capture runoff from the roadways and direct flows back to the existing flow paths, which will ultimately outfall to Water Quality Pond 1, Pond 1, Pond 2 or Pond 4. To determine the design flows for the proposed culverts the existing basins were broken out and design points were created at each culvert crossing location.

For Filing No.3 the proposed basins has been divided into 25 larger sub-basins for the HEC-HMS model.

Sub-Basin A2A is an offsite basin on the northwest side of Filing No. 3. Runoff from this basin will be directed to design point A2A where it will be directed to Basin A3B. This sub-basin has an area of 28.13 acres. The curve number for Sub-Basin A2A is 65.43. The basin will generate runoff of 5.3 cfs and 47.1 cfs in the minor and major storm event.

Sub-Basin A2B is an offsite basin on the northwest side of Filing No. 3. Runoff from this basin will be directed to design point A2B where it will be directed to Basin A3A. This sub-basin has an area of 8.87 acres. The curve number for Sub-Basin A2B is 69.78. The basin will generate runoff of 2.3 cfs and 20.3 cfs in the minor and major storm event.

Sub-Basin A3A consists of large residential lots and a portion of roadway. Runoff from this basin will be directed to design point A3A where it will be directed to Swale A3A and into the proposed culvert A3A to subbasin G2A. This sub-basin has an area of 8.25 acres. The curve number for Sub-Basin A3A is 73.04. The basin will generate runoff of 5.7 cfs and 25.8 cfs in the minor and major storm event.

Sub-Basin A3B consists of large residential lots and a portion of roadway. Runoff from this basin will be directed to design point A3B where it outfalls into West Kiowa Creek. This sub-basin has an area of 13.22 acres. The curve number for Sub-Basin A3B is 74.30. The basin will generate runoff of 9.1 cfs and 42.6 cfs in the minor and major storm event. Area 4 in the Runoff

Reduction Exhibit within Appendix C shows the roadway portion within this basin being accounted for in the runoff reduction calculation.

Sub-Basin A3C consists of large residential lots in the southwest corner of the site. Runoff from this basin will be directed to design point A3C where it will be directed to outfall in West Kiowa Creek. This sub-basin has an area of 11.66 acres. The curve number for Sub-Basin A3C is 77.23. The basin will generate runoff of 10.4 cfs and 40.5 cfs in the minor and major storm event. Flows from this sub-basin are not required to be conveyed to a water quality facility according to Appendix I Section 1.7.1.B of El Paso County's Engineering Construction Manual (ECM). The sub-basin is identified as a large lot single family area with an impervious cover under 20 percent under Section 1.7.1.B, number 5.

Sub-Basin G1 consists of large residential lots along the west boundary of the site. Runoff from this basin will be directed to design point G1 where it will be directed to the southeast in culvert G1 to subbasin G2A. This sub-basin has an area of 24.79 acres. The curve number for Sub-Basin G1 is 67.58. The basin will generate runoff of 3.1 cfs and 40.1 cfs in the minor and major storm event.

Sub-Basin G2A consists of portions of roadway and several portions of 4 large residential lots south of Alamar Way. Runoff from this basin will be directed to design point G2A where it will be directed to Water Quality Pond 1 which will outfall to West Kiowa Creek. This sub-basin has an area of 18.60 acres. The curve number for Sub-Basin G2A is 74.20. The basin will generate runoff of 12.9 cfs and 59.9 cfs in the minor and major storm event.

Sub-Basin G2B consists of portions of roadway and portions of 2 large residential lots east of Alamar Way. Runoff from this basin will be directed to the WQ Channel where it will drain into the water quality Pond 1 which will outfall into West Kiowa Creek. This sub-basin has an area of 2.77 acres. The curve number for Sub-Basin G2B is 74.24. The basin will generate runoff of 2.6 cfs and 9.6 cfs in the minor and major storm event.

Sub-Basin H1 consists of portions of roadway and portions of 2 large residential lots in the northwest corner of the site. Runoff from this basin will be directed to culvert H1 then to subbasin H4. This sub-basin has an area of 13.76 acres. The curve number for Sub-Basin H1 is 70.03. The basin will generate runoff of 4.6 cfs and 33.0 cfs in the minor and major storm event.

Sub-Basin H2 consists of portions of roadway and 8 large residential lots north of Alamar Way in the center of the northern portion of the site. Runoff from this basin will flow southeast to culvert H2 and into sub-basin H6B. This sub-basin has an area of 39.09 acres. The curve number for Sub-Basin H2 is 64.93. The basin will generate runoff of 8.9 cfs and 65.2 cfs in the minor and major storm event.

Sub-Basin H3A consists of portions of roadway and portions of large residential lots and of an undeveloped area north of the site. Runoff from this basin will be directed to culvert H3 and into sub-basin H7B. This sub-basin has an area of 3.08 acres. The curve number for Sub-Basin H3A is 71.60. The basin will generate runoff of 1.3 cfs and 8.0 cfs in the minor and major storm event.

Sub-Basin H3B consists of portions of roadway and portions of large residential lots and of an undeveloped area north of the site. Runoff from this basin will be directed to culvert I1 by a roadside ditch. This sub-basin has an area of 2.71 acres. The curve number for Sub-Basin H3B is 72.02. The basin will generate runoff of 1.4 cfs and 6.9cfs in the minor and major storm event.

Sub-Basin H4 consists of portions of roadway and portions of large residential lots. Runoff from this basin will be directed to Reach H1 and into Temporary Sediment Basin 1 which outfalls to West Kiowa Creek. This sub-basin has an area of 27.00 acres. The curve number for Sub-Basin H4 is 74.44. The basin will generate runoff of 15.4 cfs and 73.6 cfs in the minor and major storm event.

Sub-Basin H5A consists of portions of large residential lots. Runoff from this basin will be directed to design point H5A and outfall to West Kiowa Creek. This sub-basin has an area of 9.03 acres. The curve number for Sub-Basin H5A is 75.95. The basin will generate runoff of 6.2 cfs and 27.0 cfs in the minor and major storm event. Flows from this sub-basin are not required to be conveyed to a water quality facility according to Appendix I Section 1.7.1.B of El Paso County's Engineering Construction Manual (ECM). The sub-basin is identified as a large lot single family area with an impervious cover under 20 percent under Section 1.7.1.B, number 5.

Sub-Basin H5B consists of portions of large residential lots, south of Alamar Way in the center of the site. Runoff from this basin will be directed to design point H5B and outfall to West Kiowa Creek. This sub-basin has an area of 10.48 acres. The curve number for Sub-Basin H5B is 73.76. The basin will generate runoff of 5.6 cfs and 29.0 cfs in the minor and major storm event. Flows from this sub-basin are not required to be conveyed to a water quality facility according to Appendix I Section 1.7.1.B of El Paso County's Engineering Construction Manual (ECM). The sub-basin is identified as a large lot single family area with an impervious cover under 20 percent under Section 1.7.1.B, number 5.

Sub-Basin H6A consists of portions of large residential lots, south of Alamar Way. Runoff from this basin will be directed to design point H6A and outfall to West Kiowa Creek. This sub-basin has an area of 16.64 acres. The curve number for Sub-Basin H6A is 75.56. The basin will generate runoff of 11.6 cfs and 51.1 cfs in the minor and major storm event. Flows from this sub-basin are not required to be conveyed to a water quality facility according to Appendix I Section 1.7.1.B of El Paso County's Engineering Construction Manual (ECM). The sub-basin is identified as a large lot single family area with an impervious cover under 20 percent under Section 1.7.1.B, number 5.

Sub-Basin H6B consists of portions of roadway and portions of large residential lots, south of Alamar Way. Runoff from this basin will be directed through Reach H2 into Temporary Sediment Basin 2 and outfall to West Kiowa Creek. This sub-basin has an area of 15.96 acres. The curve number for Sub-Basin H6B is 76.47. The basin will generate runoff of 15.5 cfs and 57.1 cfs in the minor and major storm event.

Sub-Basin H7A consists of portions of roadway and large residential lots, southwest of the intersection at Alamar Way and Twinkle Star Lane. Runoff from this basin will sheet flow into a roadside ditch to the Pond 4 Culvert. This sub-basin has an area of 8.50 acres. The curve number for Sub-Basin H7A is 72.92. The basin will generate runoff of 6.1 cfs and 27.1 cfs in the minor and major storm event.

Sub-Basin H7B consists of portions of roadway and large residential lots, south of Alamar Way. Runoff from this basin will be directed through Reach H3 to design point H7B to culvert Pond 4. This sub-basin has an area of 17.35 acres. The curve number for Sub-Basin H7B is 71.39. The basin will generate runoff of 7.8 cfs and 49.5 cfs in the minor and major storm event.

Sub-Basin H8 consists of portions of roadway and a portion of a large residential lot, east of Twinkling Star in the east portion of the site. Runoff from this basin will sheet flow to design point H8 and outfall to West Kiowa Creek. This sub-basin has an area of 8.77 acres. The curve



number for Sub-Basin H8 is 75.25. The basin will generate runoff of 6.7 cfs and 26.7 cfs in the minor and major storm event. The roadway portions within in this basin will be directed through a roadside ditch and drain to Temporary Sediment Basin 4 to provide adequate water quality treatment.

Sub-Basin H9 consists of portions of 2 large residential lots, east of Twinkling Star in the east portion of the site. Runoff from this basin will be directed to design point H9 and outfall to West Kiowa Creek. This sub-basin has an area of 6.54 acres. The curve number for Sub-Basin H9 is 71.58. The basin will generate runoff of 2.3 cfs and 15.0 cfs in the minor and major storm event.1. The residential portions of the basin are excluded from the water quality requirement in order to maintain existing flow patterns within the basin.

Sub-Basin I1 consists of portions of roadway and portions of large residential lots, northwest of Alamar Way and Twinkle Star Lane intersection. Runoff from this basin will be directed to design point I1 into Culvert I1. Flows are conveyed to Pond 4 via the roadside ditch along Twinkling Star Lane. This sub-basin has an area of 6.82 acres. The curve number for Sub-Basin I1 is 74.72. The basin will generate runoff of 5.9 cfs and 20.3 cfs in the minor and major storm event.

Sub-Basin I2 consists of portions of roadway and portions of 3 large residential lots, east of Alamar Way in the northeast portion of the site. Runoff from this basin will be directed to design point I2 and will ultimately outfall to West Kiowa Creek. This sub-basin has an area of 14.80 acres. The curve number for Sub-Basin I2 is 72.89. The basin will generate runoff of 8.2 cfs and 39.1 cfs in the minor and major storm event. Runoff reduction is being accounted for to meet water quality requirements for the roadway runoff within this basin. Refer to the runoff reduction section for additional information.

Sub-Basin J1 consists of portions of 3 large residential lots, in the northwest corner of the site. Runoff from this basin will be directed to design point J1 and flow offsite. This sub-basin has an area of 10.14 acres. The curve number for Sub-Basin J1 is 60.00. The basin will generate runoff of 2.1 cfs and 13.0 cfs in the minor and major storm event for proposed conditions. Which is lower than the existing condition flows of 3.4 cfs and 19.9 cfs in the minor and major events. Therefore, flood control storage would not be required. Flows from this sub-basin are not required to be conveyed to a water quality facility according to Appendix I Section 1.7.1.B of El Paso County's Engineering Construction Manual (ECM). The sub-basin is identified as a large lot single family area with an impervious cover under 20 percent under Section 1.7.1.B, number 5.

Sub-Basin K1 consists of portions of 4 large residential lots, north of Alamar Way in the northeast portion of the site. Runoff from this basin will be directed to design point K1 and flow offsite. This sub-basin has an area of 17.50 acres. The curve number for Sub-Basin K1 is 69.56. The basin will generate runoff of 4.5 cfs and 40.7 cfs in the minor and major storm event for proposed conditions. Which is lower than the existing condition flows of 4.5 cfs and 40.7 cfs in the minor and major events. Therefore, flood control storage would not be required. Flows from this sub-basin are not required to be conveyed to a water quality facility according to Appendix I Section 1.7.1.B of El Paso County's Engineering Construction Manual (ECM). The sub-basin is identified as a large lot single family area with an impervious cover under 20 percent under Section 1.7.1.B, number 5.

Basin B3, B4, B2, C2, C3, C4, D5, and D6 are shown within the drainage map however were accounted for in Winsome Filing No.1 Final Drainage Report approved, May 15, 2019.

## DRAINAGE DESIGN CRITERIA

### DEVELOPMENT CRITERIA REFERENCE

The proposed storm facilities are designed to be in compliance with the City of Colorado Springs and El Paso County “Drainage Criteria Manual (DCM)” dated October 2018 (“the MANUAL”), El Paso County “Engineering Criteria Manual” (“the Engineering Manual”), Chapter 6 and Section 3.2.1 of Chapter 13 of the City of Colorado Springs Drainage Criteria Manual dated May 2014 (“the Colorado Springs MANUAL”).

Site drainage is not significantly impacted by such constraints as utilities or existing development.

A preliminary drainage report was completed for the overall Winsome subdivision. This was previously completed by The Vertex Companies. This Final Drainage Report used the approved Preliminary Drainage Report prepared by The Vertex Companies (PDR) for the Site’s final design.

### HYDROLOGIC CRITERIA

The 5-year and 100-year design storm events were used in determining rainfall and runoff for the proposed drainage analysis per the MANUAL. Table 6-2 of the Colorado Springs MANUAL is the source for rainfall data for the 5-year and 100-year design storm events. Design runoff was calculated using the NRCS curve number method for developed conditions as established in the MANUAL. This aligns with what was completed in the PDR. The NRCS curve number method was used for existing conditions and proposed conditions due to the on-site and off-site basins containing more than 130 acres. Per the PDR the runoff curve numbers for the existing and proposed drainage basins used the curve numbers in DCM. The PDR developed the following values for the 2 ½ and 5 acre lots in **Table 1** below. These values were also used for the final design in this report.

**Table 1: Values Extrapolated per the PDR**

| Lot Size<br>(Acres) | % Imp | Soil Type |    |    |    |
|---------------------|-------|-----------|----|----|----|
|                     |       | A         | B  | C  | D  |
| 5                   | 7     | N/A       | 60 | 72 | 77 |

The rainfall depths that were determined in the PDR were also used for the final design. The rainfall depths utilized the Frontal Storm which produced higher design flows. See **Table 2** below for the Frontal Storm rainfall values.

**Table 2: Frontal Storm Rainfall Depths**

| Storm Event | Duration (HRS) |       |
|-------------|----------------|-------|
|             | 1 HR           | 24 HR |
| 5 Year      | 1.5            | 2.7   |



|          |      |     |
|----------|------|-----|
| 100 Year | 2.52 | 4.6 |
|----------|------|-----|

Calculations for the composite curve numbers are included in the **Appendix B**.

The proposed impervious values were determined in the PDR and were utilized in this report for the final design.

The Site is providing one water quality pond and three full spectrum detention ponds as the Site is not significantly increasing the imperviousness of the Site, the Project is maintaining the historic drainage patterns as much as possible and not significantly increasing developed flows.

There are no additional provisions selected or deviations from the criteria in both the MANUAL and Colorado Springs MANUAL.

### **HYDRAULIC CRITERIA**

Applicable design methods were utilized to size the proposed temporary sediment basins, culverts, and drainage channels, which includes the use of HEC-HMS, UD-Culvert and FlowMaster, V8i software. Flows from HEC-HMS were utilized to determine sizing for culverts, and drainage channels. Temporary sediment basin sizing calculations can be found in **Appendix C**.

Proposed drainage features on-site have been analyzed and sized for the following design storm events:

- Major Storm: 100-year Storm Event

For the stormwater modeling for the Site was completed utilizing the NRCS Curve Number Method as required by the City of Colorado Springs. The HEC-HMS peak flows were determined to size the proposed culverts and channels. The same assumptions were kept from the PDR for the time of concentration calculations. **Table 3** below outlines these assumptions from the PDR:

**Table 3: Time of Concentration Assumptions**

|                           | Shape      | Side Slope | Depth (ft) | Wetted Perimeter (ft) | Cross Sectional Area (sq. ft.) |
|---------------------------|------------|------------|------------|-----------------------|--------------------------------|
| < 100 Acre Basin Channels | Triangular | 4:1        | 4          | 32.98                 | 64                             |
| >100 Acre Basin Channels  | Triangular | 4:1        | 3          | 24.74                 | 36                             |

For the conveyance flow paths the same assumptions and method was carried through from the PDR. These flow paths were for between the basin and the main channels and used 3 profiles. Per the PDR the 3 profiles utilized are as follows: “triangular profiles were used for the majority of the conveyance channels, larger branching tributaries with an 8 ft bottom, and the main channels were modeled as trapezoidal with a 20 ft bottom.”

Four temporary sediment basins and one permanent sediment basin (H5B) are proposed in order to capture eroded or disturbed soil transported in storm runoff prior to discharge from the

site. The temporary sediment basins will contain perforated outlet pipes with an emptying time of approximately 72 hours. **Table 4** below outlines the sediment basins sizing.

**Table 4: Sediment Basin Sizing**

| Temporary Sediment Basin ID                              | Tributary Basin Area (Acres) | TSB Volume (Ac-ft) |
|--|------------------------------|--------------------|
| WQ1  | 21.4                         | 2.01               |
| 1  | 27.0                         | 2.54               |
| 2  | 15.0                         | 1.41               |
| 4  | 25.9                         | 2.44               |
| H5B*   | 10.3                         | 0.97               |
| *Note: Sediment Basin H5B is a permanent sediment basin. |                              |                    |

HEC-HMS and temporary sediment basin calculations are provided in **Appendix B** and **Appendix C**.

Channels and roadside ditches are designed to carry flows to the temporary sediment basins. The channels have varying bottom widths, and slopes, with equal 4:1 side slopes. It should be mentioned that there are several head cuts occurring in existing onsite drainage channels. As part of this Filing mitigation measure will be implemented to stabilize the existing head cuts. In addition to the head cut mitigation measures additional channel improvements are proposed for channel H1-B, H4, H5B, and H3 to reduce the erosion potential to those channel sections. The proposed channel improvements include re-grading portions of the channels, rock sills, riprap rock chutes, and a permanent sediment basin. The approach with the proposed channel improvements presented in this report specifically for channels H1-B, H4, H1-A, and H5B allows for least disturbance and removal of existing trees. For channel H5B which has a high density of trees, the head cuts will be stabilized, and the remaining length of the channel will remain as is, due to the large number of trees located within the reach. A permanent sediment basin for channel H5B is proposed prior to out falling into West Kiowa Creek. The other area with a high tree density is upstream of detention Pond 1 at channels (H1-B, H4, and H1-A). At this location the proposed channel improvements will include re-grading, rock sills and riprap rock chutes. The channel sizing and capacity calculations are provided in the **Appendix C** and channel design point are provided in the Proposed Drainage Maps. Refer to **Appendix E** for the head cutting locations exhibit.

Roadside ditches are provided along the proposed roadways to route flows to the proposed culverts. The roadside ditches are sized to convey the major event flow. The majority of the roadside ditches have been designed to have an average depth of approximately 3 feet, a v-ditch, a left-side slope of 4:1, and a right-side slope of 4:1. Roadside ditch sizing and capacity calculations are provided in the **Appendix C**.

Culverts were sized to convey flows from the ditches and channels, underneath the Site's paved roads. The proposed culverts range in diameter from 24" to 48" and have been designed to convey the 100-year storm event. Culvert calculations are provided in the **Appendix C** and culvert locations are provided in the Proposed Drainage Maps.

## THE FOUR STEP PROCESS

The Project was designed in accordance with the four-step process to minimize adverse impacts of urbanization, as outlined in Engineering Criteria Manual Appendix I Section 1.7.2.

**Step 1. Employ Runoff Reduction Practices-** The project is proposing a low-density residential development that will be designed to minimize the impact to the current existing terrain. The Site's proposed paved roadways will increase the Site's impervious area however roadside ditches and channels will be constructed to slow down the runoff velocity and reduce runoff peaks. The three full spectrum detention ponds will be used to capture stormwater and maintain flows discharging off site at or below historic levels. For portions of Alamar Way and Twinkling Star Lane runoff reduction has been employed by removing the ditch on the downhill side of the road and sending stormwater that contacts the road across a receiving previous area

**Step 2. Stabilize Drainageways** – Stabilizing proposed roadside ditches, swales, and channels by designing them with slopes that control the flow rates. Placement of riprap upstream and downstream of culverts to help reduce erosion of the roadside ditches. Existing drainage ways have been graded to reduce the velocity of the water to minimize erosion. The existing natural channels have been analyzed for width and velocity for the 100-year storm event. Easements are proposed to accommodate the full width of the major storm event.

**Step 3 Provide Water Quality Capture Volume (WQCV)–**

Permanent water quality measures and detention facilities will be necessary for the Project. Temporary water quality and erosion control measures will be provided during construction to prevent sediment laden water from discharging from the Site. Water quality measures are being used for all stormwater that contacts roadways.

**Step 4. Consider Need for Industrial or Commercial BMPs** – The erosion control construction BMPs of the Project were designed to reduce contamination. Source control BMPs include the use of vehicle tracking control, culvert protection, stockpile management, and stabilized staging areas.

## DRAINAGE FACILITY DESIGN

### GENERAL CONCEPT

The proposed drainage patterns will match the historic patterns. To maintain historic flows, three full spectrum detention ponds and one water quality pond are being proposed and will capture and control the flows from the proposed development into a series of channels and culverts. The temporary sediment basins described in this report - WQ1, 1, 2 and 4 - will be converted into extended detention basins. These extended detention basins pond design and calculations will be provided in the Winsome 3 Filing No. 3 Final Drainage Report.

Provided in the **Appendix B** are hydrologic calculations utilizing the NRCS/HEC-HMS method for the proposed conditions. Provided in **Appendix C** are the hydraulic calculations for the proposed conditions UD-Culvert culvert calculations, Flowmaster details and cross sections for proposed drainage features. As previously mentioned, the existing drainage map can be found in **Appendix D** and the proposed drainage maps can be found in **Appendix E**.

### ***SPECIFIC DETAILS***

The existing conditions of the Site have flows conveying from the northwest to southeast and discharging in the West Kiowa Creek. Runoff conditions for the Site were developed utilizing the previously referenced Hydrologic Criteria per the approved PDR for the Winsome subdivision. The proposed development looks to preserve the natural drainage patterns as much as possible.

A Proposed Drainage Conditions Map and hydrologic calculations are included in the **Appendix B**, **Appendix C**, and **Appendix E** of this report for reference.

The Site will disturb more than 1 acre and will require a Colorado Discharge Permit System (CDPS) General Permit for Stormwater Discharge Associated with Construction Activities from the Colorado Department of Public Health and Environment (CDPHE).

There are no current drainage and bridge fees for the Project as the West Kiowa Creek Drainage Basin is not part of the El Paso County Drainage Basin Fee Program.

Driveway culvert and rock chutes calculations will be provided in the Winsome Filing No. 3 Final Plat Final Drainage Report.

### ***RUNOFF REDUCTION***

Runoff reduction was implemented in two select areas of the site. The south portion of Twinkling Star Lane, and the south portion of Alamar Way have the road travel perpendicular to grade, therefore the roadside ditch has been removed on the downhill side of the road. All roadway runoff at these sections can be treated using the receiving pervious area between the roadway right of way (ROW) and property line. Runoff reduction calculations and locations are provided in the **Appendix C**.

### ***WQCV EXCLUSION AREAS***

Two areas within the site do not have water quality provided. Under the ECM's Appendix I, Section 1.7.C.A, 20% of the development site or less than 1 acre can be excluded from providing water quality. The combined exclusion areas for Filing 3 sum to 0.59 acres. WQCV exclusion locations are provided in the **Appendix C**.

### ***EXISTING MINOR DRAINAGE CHANNELS***

The existing drainage channels within Filing 3 were analyzed to determine top widths for proposed easements and velocities for erosion. Proposed regrading of existing drainage channels H1-A, H1-B, H3, and H4 will be proposed as part of this Filing 3. All existing channels are fully vegetated and channels H1-A, H1-B, H3, and H4 will be reseeded as part of this Filing. Four channels will require lining due to velocities exceeding 5 fps per MHFD criteria. Channel H1-A, H1-B, H5B, and H3 will require additional improvements due to the head cutting occurring within the channels. These channels are discussed in the hydraulic criteria section. Swale A3A, Swale I1 and the Water Quality Channel will be lined with Turf Reinforcement Mat or approved equal to reduce the potential of erosion within the channel. The Turf Reinforcement Mat material and performance specifications reflect an unvegetated maximum allowable velocity of 9 fps. Refer to **Appendix C** for the channel calculations, maximum allowable velocity criteria per MHFD and Turf Reinforcement Mat.

### **CONCURRENT REPORTS**

Two reinforced bridge culvert crossings are proposed for the Site. The hydraulic analysis for the culverts is discussed in the Winsome Filing No.3 Hydraulic Report by Kimley-Horn, (PCD File No.CDR-21-012). The reinforced concrete box culverts will be submitted concurrently.

Portions of West Kiowa Creek within the Winsome Subdivision require channel stabilization measures. The West Kiowa Creek Stability Analysis – Winsome Subdivision Technical Memorandum by Kimley-Horn, dated May, 2021 provides analysis for designated sections of West Kiowa Creek. The report will be submitted concurrently and reviewed as a standalone project. The proposed improvements will be implemented in conjunction with the construction of the bridge culverts.

### **SUMMARY**

The proposed drainage design is to maintain the historic drainage patterns, the overall imperviousness and release rates for the Site. Runoff from the Site will flow overland to existing El Paso County drainage basins: The West Kiowa Creek Basin. The basin ultimately discharges to the West Kiowa Creek. The drainage design presented within this report conforms to the criteria presented in both the MANUAL and the Colorado Springs MANUAL. Additionally, the Site runoff and storm drain facilities will not adversely affect the downstream and surrounding developments, including West Kiowa Creek.

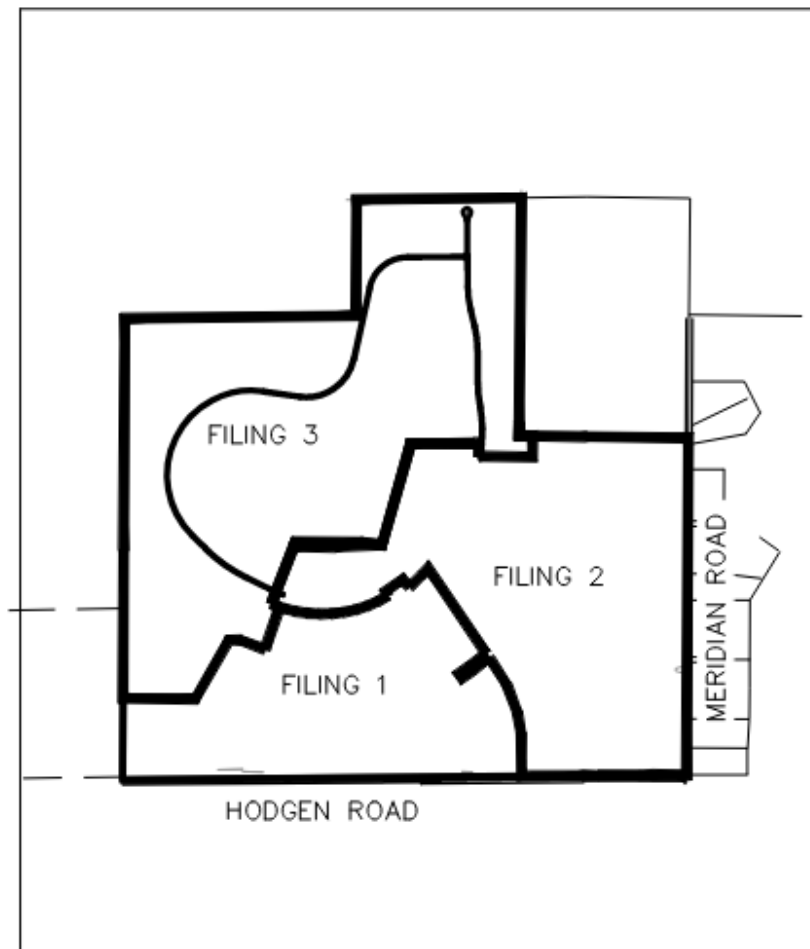
## REFERENCES

1. City of Colorado Springs “Drainage Criteria Manual (DCM) Volume 1”, dated May, 2014
2. El Paso County “Drainage Criteria Manual”, dated October 31, 2018
3. El Paso County “Engineering Criteria Manual” Revision 6, dated December 13, 2016
4. Chapter 6 and Section 3.2.1. of Chapter 13-City of Colorado Springs Drainage Criteria Manual, May 2014.
5. Urban Drainage and Flood Control District Drainage Criteria Manual (UDFCDCM), Vol. 1, prepared by Wright-McLaughlin Engineers, June 2001, with latest revisions.
6. Flood Insurance Rate Map, El Paso County, Colorado and Incorporated Areas, Map Number 08041C0507F and 08041C0530F, Effective Date March 17, 1997, prepared by the Federal Emergency Management Agency (FEMA).
7. Winsome Subdivision Preliminary Drainage Report (PDR), prepared by The Vertex Companies, Inc, May 15, 2019. PCD File No. SP-18-006.
8. Request For Conditional Letter of Map Revision For West Kiowa Creek, prepared by The Vertex Companies, Inc., July 1, 2019. FEMA Case No. 19-08-0185R.

## APPENDIX

***APPENDIX A: FIGURES***





VICINITY MAP  
1"=2,000'









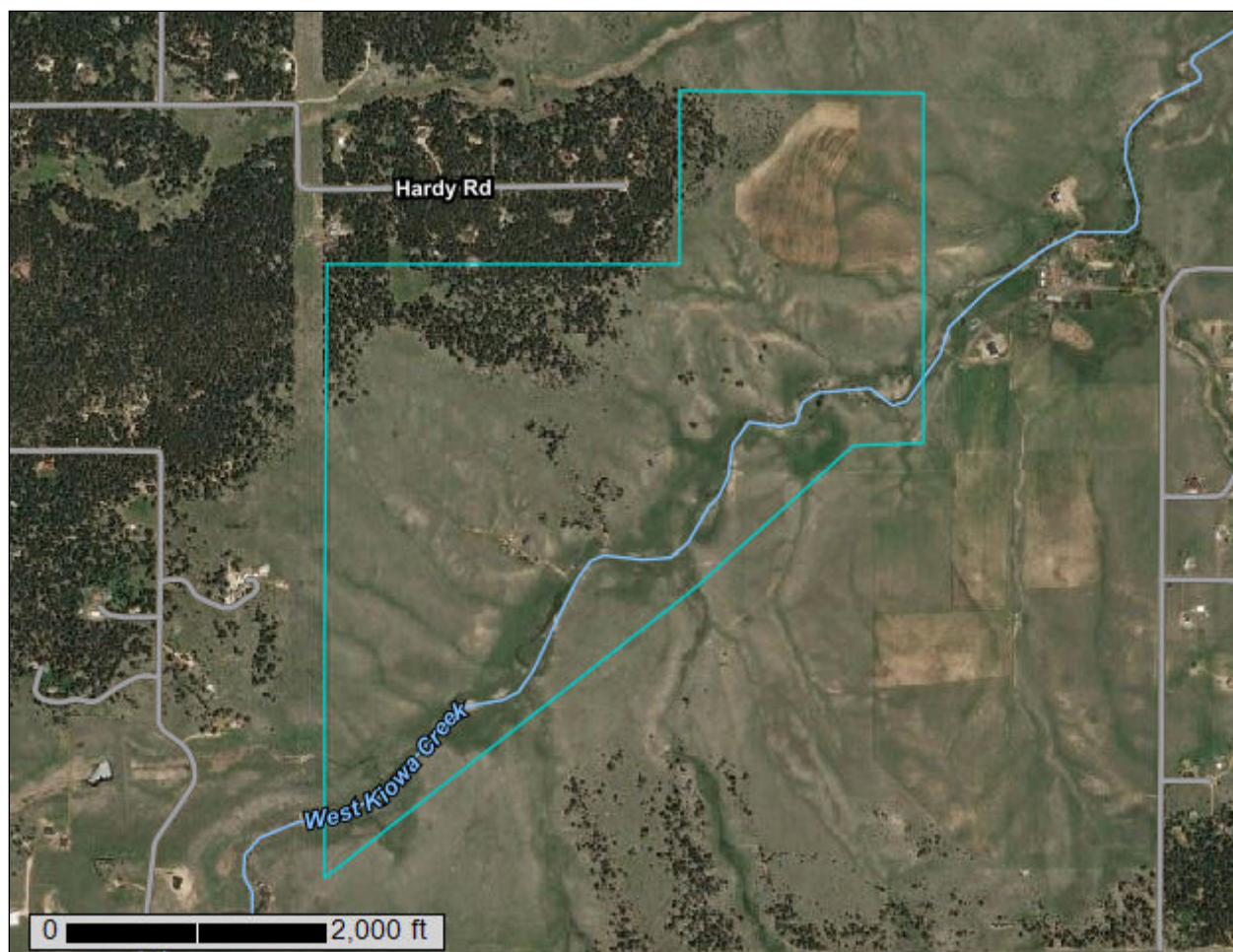
United States  
Department of  
Agriculture

**NRCS**

Natural  
Resources  
Conservation  
Service

A product of the National  
Cooperative Soil Survey,  
a joint effort of the United  
States Department of  
Agriculture and other  
Federal agencies, State  
agencies including the  
Agricultural Experiment  
Stations, and local  
participants

# Custom Soil Resource Report for **El Paso County Area, Colorado**



# Preface

---

Soil surveys contain information that affects land use planning in survey areas. They highlight soil limitations that affect various land uses and provide information about the properties of the soils in the survey areas. Soil surveys are designed for many different users, including farmers, ranchers, foresters, agronomists, urban planners, community officials, engineers, developers, builders, and home buyers. Also, conservationists, teachers, students, and specialists in recreation, waste disposal, and pollution control can use the surveys to help them understand, protect, or enhance the environment.

Various land use regulations of Federal, State, and local governments may impose special restrictions on land use or land treatment. Soil surveys identify soil properties that are used in making various land use or land treatment decisions. The information is intended to help the land users identify and reduce the effects of soil limitations on various land uses. The landowner or user is responsible for identifying and complying with existing laws and regulations.

Although soil survey information can be used for general farm, local, and wider area planning, onsite investigation is needed to supplement this information in some cases. Examples include soil quality assessments (<http://www.nrcs.usda.gov/wps/portal/nrcs/main/soils/health/>) and certain conservation and engineering applications. For more detailed information, contact your local USDA Service Center (<https://offices.sc.egov.usda.gov/locator/app?agency=nrcs>) or your NRCS State Soil Scientist ([http://www.nrcs.usda.gov/wps/portal/nrcs/detail/soils/contactus/?cid=nrcs142p2\\_053951](http://www.nrcs.usda.gov/wps/portal/nrcs/detail/soils/contactus/?cid=nrcs142p2_053951)).

Great differences in soil properties can occur within short distances. Some soils are seasonally wet or subject to flooding. Some are too unstable to be used as a foundation for buildings or roads. Clayey or wet soils are poorly suited to use as septic tank absorption fields. A high water table makes a soil poorly suited to basements or underground installations.

The National Cooperative Soil Survey is a joint effort of the United States Department of Agriculture and other Federal agencies, State agencies including the Agricultural Experiment Stations, and local agencies. The Natural Resources Conservation Service (NRCS) has leadership for the Federal part of the National Cooperative Soil Survey.

Information about soils is updated periodically. Updated information is available through the NRCS Web Soil Survey, the site for official soil survey information.

The U.S. Department of Agriculture (USDA) prohibits discrimination in all its programs and activities on the basis of race, color, national origin, age, disability, and where applicable, sex, marital status, familial status, parental status, religion, sexual orientation, genetic information, political beliefs, reprisal, or because all or a part of an individual's income is derived from any public assistance program. (Not all prohibited bases apply to all programs.) Persons with disabilities who require

alternative means for communication of program information (Braille, large print, audiotape, etc.) should contact USDA's TARGET Center at (202) 720-2600 (voice and TDD). To file a complaint of discrimination, write to USDA, Director, Office of Civil Rights, 1400 Independence Avenue, S.W., Washington, D.C. 20250-9410 or call (800) 795-3272 (voice) or (202) 720-6382 (TDD). USDA is an equal opportunity provider and employer.

# Contents

---

|   |    |
|---|----|
| <b>Preface</b> .....                                      | 2  |
| <b>Soil Map</b> .....                                     | 5  |
| Soil Map.....   | 6  |
| Legend.....   | 7  |
| Map Unit Legend.....                                      | 8  |
| Map Unit Descriptions.....                                | 8  |
| El Paso County Area, Colorado.....                        | 10 |
| 1—Alamosa loam, 1 to 3 percent slopes.....                | 10 |
| 15—Brussett loam, 3 to 5 percent slopes.....              | 11 |
| 21—Cruckton sandy loam, 1 to 9 percent slopes.....        | 12 |
| 25—Elbeth sandy loam, 3 to 8 percent slopes.....          | 13 |
| 36—Holderness loam, 8 to 15 percent slopes.....           | 14 |
| 71—Pring coarse sandy loam, 3 to 8 percent slopes.....    | 15 |
| 92—Tomah-Crowfoot loamy sands, 3 to 8 percent slopes..... | 16 |
| 93—Tomah-Crowfoot complex, 8 to 15 percent slopes.....    | 18 |
| <b>Soil Information for All Uses</b> .....                | 20 |
| Soil Properties and Qualities.....                        | 20 |
| Soil Qualities and Features.....                          | 20 |
| Hydrologic Soil Group.....                                | 20 |
| <b>References</b> .....                                   | 25 |

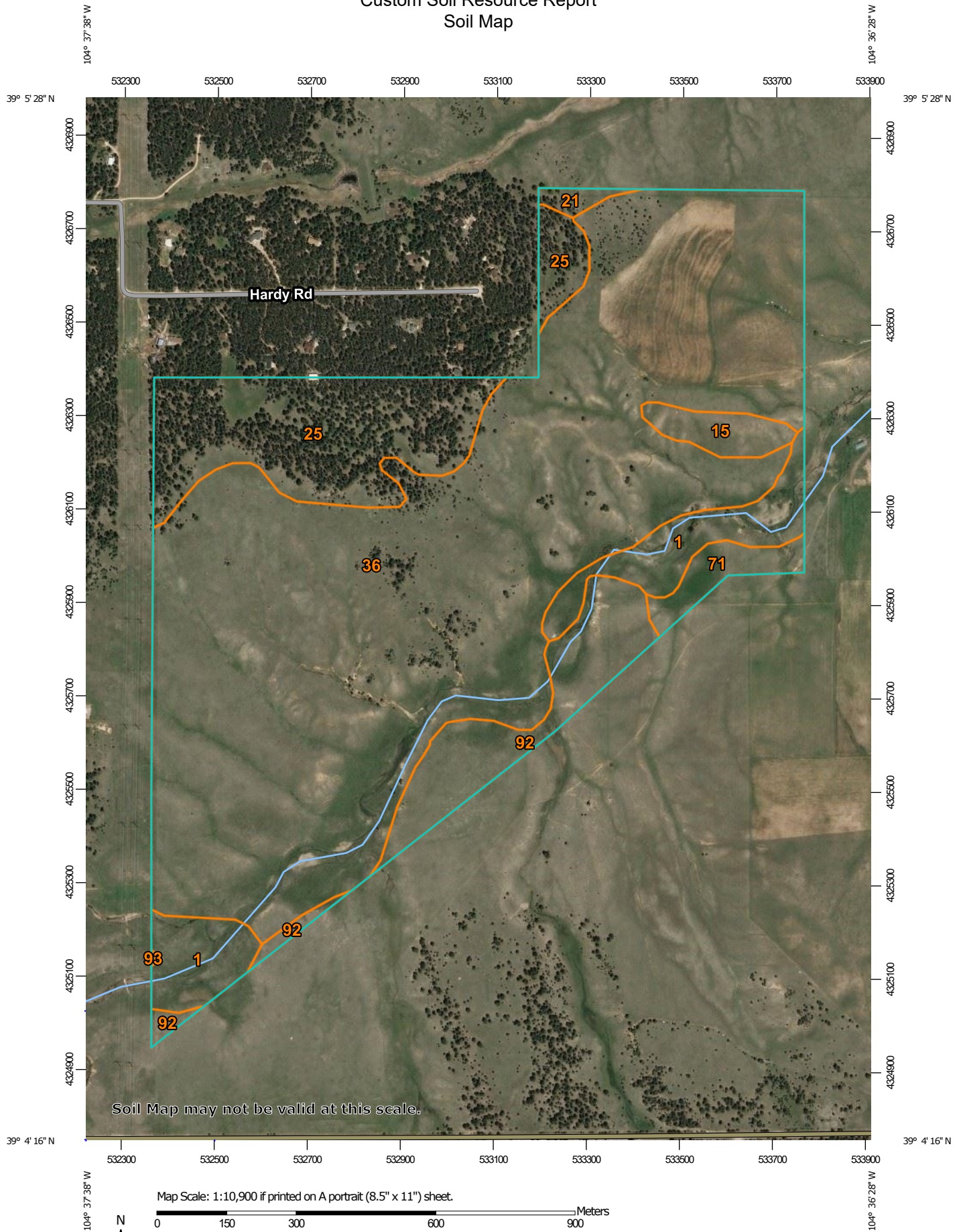
# Soil Map

---

The soil map section includes the soil map for the defined area of interest, a list of soil map units on the map and extent of each map unit, and cartographic symbols displayed on the map. Also presented are various metadata about data used to produce the map, and a description of each soil map unit.



# Custom Soil Resource Report Soil Map





# Custom Soil Resource Report


## MAP LEGEND

### Area of Interest (AOI)

 Area of Interest (AOI)

### Soils

 Soil Map Unit Polygons

 Soil Map Unit Lines

 Soil Map Unit Points

### Special Point Features

 Blowout

 Borrow Pit

 Clay Spot

 Closed Depression

 Gravel Pit

 Gravelly Spot

 Landfill

 Lava Flow

 Marsh or swamp

 Mine or Quarry

 Miscellaneous Water

 Perennial Water

 Rock Outcrop

 Saline Spot

 Sandy Spot

 Severely Eroded Spot

 Sinkhole

 Slide or Slip

 Sodic Spot

 Spoil Area

 Stony Spot

 Very Stony Spot

 Wet Spot

 Other

 Special Line Features

### Water Features

 Streams and Canals

### Transportation

 Rails

 Interstate Highways

 US Routes

 Major Roads

 Local Roads

### Background

 Aerial Photography

## MAP INFORMATION

The soil surveys that comprise your AOI were mapped at 1:24,000.

Warning: Soil Map may not be valid at this scale.

Enlargement of maps beyond the scale of mapping can cause misunderstanding of the detail of mapping and accuracy of soil line placement. The maps do not show the small areas of contrasting soils that could have been shown at a more detailed scale.

Please rely on the bar scale on each map sheet for map measurements.

Source of Map: Natural Resources Conservation Service  
Web Soil Survey URL:  
Coordinate System: Web Mercator (EPSG:3857)

Maps from the Web Soil Survey are based on the Web Mercator projection, which preserves direction and shape but distorts distance and area. A projection that preserves area, such as the Albers equal-area conic projection, should be used if more accurate calculations of distance or area are required.

This product is generated from the USDA-NRCS certified data as of the version date(s) listed below.

Soil Survey Area: El Paso County Area, Colorado  
Survey Area Data: Version 18, Jun 5, 2020

Soil map units are labeled (as space allows) for map scales 1:50,000 or larger.

Date(s) aerial images were photographed: Sep 8, 2018—May 26, 2019

The orthophoto or other base map on which the soil lines were compiled and digitized probably differs from the background imagery displayed on these maps. As a result, some minor shifting of map unit boundaries may be evident.

## Map Unit Legend

| Map Unit Symbol                    | Map Unit Name                                     | Acres in AOI | Percent of AOI |
|------------------------------------|---|--------------|----------------|
| 1                                  | Alamosa loam, 1 to 3 percent slopes               | 23.6         | 6.5%           |
| 15                                 | Brussett loam, 3 to 5 percent slopes              | 6.0          | 1.6%           |
| 21                                 | Cruckton sandy loam, 1 to 9 percent slopes        | 1.8          | 0.5%           |
| 25                                 | Elbeth sandy loam, 3 to 8 percent slopes          | 46.0         | 12.6%          |
| 36                                 | Holderness loam, 8 to 15 percent slopes           | 255.9        | 70.3%          |
| 71                                 | Pring coarse sandy loam, 3 to 8 percent slopes    | 6.3          | 1.7%           |
| 92                                 | Tomah-Crowfoot loamy sands, 3 to 8 percent slopes | 24.2         | 6.7%           |
| 93                                 | Tomah-Crowfoot complex, 8 to 15 percent slopes    | 0.1          | 0.0%           |
| <b>Totals for Area of Interest</b> |   | <b>363.9</b> | <b>100.0%</b>  |

## Map Unit Descriptions

The map units delineated on the detailed soil maps in a soil survey represent the soils or miscellaneous areas in the survey area. The map unit descriptions, along with the maps, can be used to determine the composition and properties of a unit.

A map unit delineation on a soil map represents an area dominated by one or more major kinds of soil or miscellaneous areas. A map unit is identified and named according to the taxonomic classification of the dominant soils. Within a taxonomic class there are precisely defined limits for the properties of the soils. On the landscape, however, the soils are natural phenomena, and they have the characteristic variability of all natural phenomena. Thus, the range of some observed properties may extend beyond the limits defined for a taxonomic class. Areas of soils of a single taxonomic class rarely, if ever, can be mapped without including areas of other taxonomic classes. Consequently, every map unit is made up of the soils or miscellaneous areas for which it is named and some minor components that belong to taxonomic classes other than those of the major soils.

Most minor soils have properties similar to those of the dominant soil or soils in the map unit, and thus they do not affect use and management. These are called noncontrasting, or similar, components. They may or may not be mentioned in a particular map unit description. Other minor components, however, have properties and behavioral characteristics divergent enough to affect use or to require different management. These are called contrasting, or dissimilar, components. They generally are in small areas and could not be mapped separately because of the scale used. Some small areas of strongly contrasting soils or miscellaneous areas

are identified by a special symbol on the maps. If included in the database for a given area, the contrasting minor components are identified in the map unit descriptions along with some characteristics of each. A few areas of minor components may not have been observed, and consequently they are not mentioned in the descriptions, especially where the pattern was so complex that it was impractical to make enough observations to identify all the soils and miscellaneous areas on the landscape.

The presence of minor components in a map unit in no way diminishes the usefulness or accuracy of the data. The objective of mapping is not to delineate pure taxonomic classes but rather to separate the landscape into landforms or landform segments that have similar use and management requirements. The delineation of such segments on the map provides sufficient information for the development of resource plans. If intensive use of small areas is planned, however, onsite investigation is needed to define and locate the soils and miscellaneous areas.

An identifying symbol precedes the map unit name in the map unit descriptions. Each description includes general facts about the unit and gives important soil properties and qualities.

Soils that have profiles that are almost alike make up a *soil series*. Except for differences in texture of the surface layer, all the soils of a series have major horizons that are similar in composition, thickness, and arrangement.

Soils of one series can differ in texture of the surface layer, slope, stoniness, salinity, degree of erosion, and other characteristics that affect their use. On the basis of such differences, a soil series is divided into *soil phases*. Most of the areas shown on the detailed soil maps are phases of soil series. The name of a soil phase commonly indicates a feature that affects use or management. For example, Alpha silt loam, 0 to 2 percent slopes, is a phase of the Alpha series.

Some map units are made up of two or more major soils or miscellaneous areas. These map units are complexes, associations, or undifferentiated groups.

A *complex* consists of two or more soils or miscellaneous areas in such an intricate pattern or in such small areas that they cannot be shown separately on the maps. The pattern and proportion of the soils or miscellaneous areas are somewhat similar in all areas. Alpha-Beta complex, 0 to 6 percent slopes, is an example.

An *association* is made up of two or more geographically associated soils or miscellaneous areas that are shown as one unit on the maps. Because of present or anticipated uses of the map units in the survey area, it was not considered practical or necessary to map the soils or miscellaneous areas separately. The pattern and relative proportion of the soils or miscellaneous areas are somewhat similar. Alpha-Beta association, 0 to 2 percent slopes, is an example.

An *undifferentiated group* is made up of two or more soils or miscellaneous areas that could be mapped individually but are mapped as one unit because similar interpretations can be made for use and management. The pattern and proportion of the soils or miscellaneous areas in a mapped area are not uniform. An area can be made up of only one of the major soils or miscellaneous areas, or it can be made up of all of them. Alpha and Beta soils, 0 to 2 percent slopes, is an example.

Some surveys include *miscellaneous areas*. Such areas have little or no soil material and support little or no vegetation. Rock outcrop is an example.

## El Paso County Area, Colorado

### 1—Alamosa loam, 1 to 3 percent slopes

#### Map Unit Setting

*National map unit symbol:* 3670

*Elevation:* 7,200 to 7,700 feet

*Farmland classification:* Prime farmland if irrigated and reclaimed of excess salts and sodium

#### Map Unit Composition

*Alamosa and similar soils:* 85 percent

*Estimates are based on observations, descriptions, and transects of the mapunit.*

#### Description of Alamosa

##### Setting

*Landform:* Flood plains, fans

*Down-slope shape:* Linear

*Across-slope shape:* Linear

*Parent material:* Alluvium

##### Typical profile

*A - 0 to 6 inches:* loam

*Bt - 6 to 14 inches:* clay loam

*Btk - 14 to 33 inches:* clay loam

*Cg1 - 33 to 53 inches:* sandy clay loam

*Cg2 - 53 to 60 inches:* sandy loam

##### Properties and qualities

*Slope:* 1 to 3 percent

*Depth to restrictive feature:* More than 80 inches

*Drainage class:* Poorly drained

*Runoff class:* Very high

*Capacity of the most limiting layer to transmit water (Ksat):* Moderately high (0.20 to 0.60 in/hr)

*Depth to water table:* About 12 to 18 inches

*Frequency of flooding:* NoneFrequent

*Frequency of ponding:* None

*Calcium carbonate, maximum content:* 5 percent

*Maximum salinity:* Very slightly saline to strongly saline (2.0 to 16.0 mmhos/cm)

*Available water supply, 0 to 60 inches:* High (about 10.2 inches)

##### Interpretive groups

*Land capability classification (irrigated):* None specified

*Land capability classification (nonirrigated):* 5w

*Hydrologic Soil Group:* D

*Ecological site:* R048AY241CO

*Hydric soil rating:* Yes

#### Minor Components

##### Other soils

*Percent of map unit:*

*Hydric soil rating:* No

## 15—Brussett loam, 3 to 5 percent slopes

### Map Unit Setting

*National map unit symbol:* 367k  
*Elevation:* 7,200 to 7,500 feet  
*Frost-free period:* 115 to 125 days  
*Farmland classification:* Prime farmland if irrigated

### Map Unit Composition

*Brussett and similar soils:* 85 percent  
*Estimates are based on observations, descriptions, and transects of the mapunit.*

### Description of Brussett

#### Setting

*Landform:* Hills  
*Landform position (three-dimensional):* Side slope  
*Down-slope shape:* Linear  
*Across-slope shape:* Linear  
*Parent material:* Eolian deposits

#### Typical profile

*A - 0 to 8 inches:* loam  
*BA - 8 to 12 inches:* loam  
*Bt - 12 to 26 inches:* clay loam  
*Bk - 26 to 60 inches:* silt loam

#### Properties and qualities

*Slope:* 3 to 5 percent  
*Depth to restrictive feature:* More than 80 inches  
*Drainage class:* Well drained  
*Runoff class:* Low  
*Capacity of the most limiting layer to transmit water (Ksat):* Moderately high (0.20 to 0.60 in/hr)  
*Depth to water table:* More than 80 inches  
*Frequency of flooding:* None  
*Frequency of ponding:* None  
*Calcium carbonate, maximum content:* 5 percent  
*Maximum salinity:* Nonsaline to very slightly saline (0.0 to 2.0 mmhos/cm)  
*Available water supply, 0 to 60 inches:* High (about 9.1 inches)

#### Interpretive groups

*Land capability classification (irrigated):* None specified  
*Land capability classification (nonirrigated):* 4e  
*Hydrologic Soil Group:* B  
*Ecological site:* R048AY222CO  
*Hydric soil rating:* No

**Minor Components**

**Other soils**

*Percent of map unit:*

*Hydric soil rating:* No

**21—Cruckton sandy loam, 1 to 9 percent slopes**

**Map Unit Setting**

*National map unit symbol:* 367s

*Elevation:* 7,200 to 7,600 feet

*Mean annual precipitation:* 16 to 18 inches

*Mean annual air temperature:* 42 to 46 degrees F

*Frost-free period:* 110 to 120 days

*Farmland classification:* Not prime farmland

**Map Unit Composition**

*Cruckton and similar soils:* 85 percent

*Estimates are based on observations, descriptions, and transects of the mapunit.*

**Description of Cruckton**

**Setting**

*Landform:* Flats, hills

*Landform position (three-dimensional):* Side slope, talf

*Down-slope shape:* Linear

*Across-slope shape:* Linear

*Parent material:* Alluvium derived from arkose

**Typical profile**

*A - 0 to 11 inches:* sandy loam

*Bt - 11 to 28 inches:* sandy loam

*C - 28 to 60 inches:* loamy coarse sand

**Properties and qualities**

*Slope:* 1 to 9 percent

*Depth to restrictive feature:* More than 80 inches

*Drainage class:* Well drained

*Runoff class:* Medium

*Capacity of the most limiting layer to transmit water (Ksat):* Moderately high to high  
(0.60 to 2.00 in/hr)

*Depth to water table:* More than 80 inches

*Frequency of flooding:* None

*Frequency of ponding:* None

*Available water supply, 0 to 60 inches:* Low (about 5.9 inches)

**Interpretive groups**

*Land capability classification (irrigated):* None specified

*Land capability classification (nonirrigated):* 4e

*Hydrologic Soil Group:* B

## Custom Soil Resource Report

*Ecological site:* R049XB216CO - Sandy Divide

*Hydric soil rating:* No

### Minor Components

#### Other soils

*Percent of map unit:*

*Hydric soil rating:* No

## 25—Elbeth sandy loam, 3 to 8 percent slopes

### Map Unit Setting

*National map unit symbol:* 367x

*Elevation:* 7,300 to 7,600 feet

*Farmland classification:* Not prime farmland

### Map Unit Composition

*Elbeth and similar soils:* 85 percent

*Estimates are based on observations, descriptions, and transects of the mapunit.*

### Description of Elbeth

#### Setting

*Landform:* Hills

*Landform position (three-dimensional):* Side slope

*Down-slope shape:* Linear

*Across-slope shape:* Linear

*Parent material:* Alluvium derived from arkose

#### Typical profile

*A - 0 to 3 inches:* sandy loam

*E - 3 to 23 inches:* loamy sand

*Bt - 23 to 68 inches:* sandy clay loam

*C - 68 to 74 inches:* sandy clay loam

#### Properties and qualities

*Slope:* 3 to 8 percent

*Depth to restrictive feature:* More than 80 inches

*Drainage class:* Well drained

*Runoff class:* Medium

*Capacity of the most limiting layer to transmit water (Ksat):* Moderately high (0.20 to 0.60 in/hr)

*Depth to water table:* More than 80 inches

*Frequency of flooding:* None

*Frequency of ponding:* None

*Available water supply, 0 to 60 inches:* Moderate (about 7.1 inches)

#### Interpretive groups

*Land capability classification (irrigated):* None specified

*Land capability classification (nonirrigated):* 4e

*Hydrologic Soil Group:* B

*Hydric soil rating:* No

**Minor Components**

**Other soils**

*Percent of map unit:*

*Hydric soil rating:* No

**36—Holderness loam, 8 to 15 percent slopes**

**Map Unit Setting**

*National map unit symbol:* 3689

*Elevation:* 7,200 to 7,400 feet

*Farmland classification:* Not prime farmland

**Map Unit Composition**

*Holderness and similar soils:* 85 percent

*Estimates are based on observations, descriptions, and transects of the mapunit.*

**Description of Holderness**

**Setting**

*Landform:* Hills

*Landform position (three-dimensional):* Side slope

*Down-slope shape:* Linear

*Across-slope shape:* Linear

*Parent material:* Loamy alluvium derived from arkose

**Typical profile**

*A - 0 to 9 inches:* loam

*Bt - 9 to 43 inches:* clay loam

*C - 43 to 60 inches:* gravelly sandy clay loam

**Properties and qualities**

*Slope:* 8 to 15 percent

*Depth to restrictive feature:* More than 80 inches

*Drainage class:* Well drained

*Runoff class:* Medium

*Capacity of the most limiting layer to transmit water (Ksat):* Moderately low to moderately high (0.06 to 0.20 in/hr)

*Depth to water table:* More than 80 inches

*Frequency of flooding:* None

*Frequency of ponding:* None

*Calcium carbonate, maximum content:* 5 percent

*Maximum salinity:* Nonsaline to very slightly saline (0.0 to 2.0 mmhos/cm)

*Available water supply, 0 to 60 inches:* High (about 9.6 inches)

**Interpretive groups**

*Land capability classification (irrigated):* 4e

*Land capability classification (nonirrigated):* 4e

*Hydrologic Soil Group:* C



## Custom Soil Resource Report

*Ecological site:* R048AY222CO

*Hydric soil rating:* No

### Minor Components

#### Other soils

*Percent of map unit:*

*Hydric soil rating:* No

## 71—Pring coarse sandy loam, 3 to 8 percent slopes

### Map Unit Setting

*National map unit symbol:* 369k

*Elevation:* 6,800 to 7,600 feet

*Farmland classification:* Not prime farmland

### Map Unit Composition

*Pring and similar soils:* 85 percent

*Estimates are based on observations, descriptions, and transects of the mapunit.*

### Description of Pring

#### Setting

*Landform:* Hills

*Landform position (three-dimensional):* Side slope

*Down-slope shape:* Linear

*Across-slope shape:* Linear

*Parent material:* Arkosic alluvium derived from sedimentary rock

#### Typical profile

*A - 0 to 14 inches:* coarse sandy loam

*C - 14 to 60 inches:* gravelly sandy loam

#### Properties and qualities

*Slope:* 3 to 8 percent

*Depth to restrictive feature:* More than 80 inches

*Drainage class:* Well drained

*Runoff class:* Low

*Capacity of the most limiting layer to transmit water (Ksat):* High (2.00 to 6.00 in/hr)

*Depth to water table:* More than 80 inches

*Frequency of flooding:* None

*Frequency of ponding:* None

*Available water supply, 0 to 60 inches:* Low (about 6.0 inches)

#### Interpretive groups

*Land capability classification (irrigated):* None specified

*Land capability classification (nonirrigated):* 3e

*Hydrologic Soil Group:* B

*Ecological site:* R048AY222CO

*Hydric soil rating:* No

## Minor Components

### Pleasant

*Percent of map unit:*

*Landform:* Depressions

*Hydric soil rating:* Yes

### Other soils

*Percent of map unit:*

*Hydric soil rating:* No

## 92—Tomah-Crowfoot loamy sands, 3 to 8 percent slopes

### Map Unit Setting

*National map unit symbol:* 36b9

*Elevation:* 7,300 to 7,600 feet

*Farmland classification:* Not prime farmland

### Map Unit Composition

*Tomah and similar soils:* 50 percent

*Crowfoot and similar soils:* 30 percent

*Estimates are based on observations, descriptions, and transects of the mapunit.*

### Description of Tomah

#### Setting

*Landform:* Hills, alluvial fans

*Landform position (three-dimensional):* Side slope, crest

*Down-slope shape:* Linear

*Across-slope shape:* Linear

*Parent material:* Alluvium derived from arkose and/or residuum weathered from arkose

#### Typical profile

*A - 0 to 10 inches:* loamy sand

*E - 10 to 22 inches:* coarse sand

*C - 48 to 60 inches:* coarse sand

#### Properties and qualities

*Slope:* 3 to 8 percent

*Depth to restrictive feature:* More than 80 inches

*Drainage class:* Well drained

*Runoff class:* Medium

*Capacity of the most limiting layer to transmit water (Ksat):* Moderately high to high  
(0.60 to 2.00 in/hr)

*Depth to water table:* More than 80 inches

*Frequency of flooding:* None

*Frequency of ponding:* None

*Available water supply, 0 to 60 inches:* Very low (about 2.0 inches)

**Interpretive groups**

*Land capability classification (irrigated):* None specified

*Land capability classification (nonirrigated):* 4e

*Hydrologic Soil Group:* B

*Ecological site:* R049XB216CO - Sandy Divide

*Hydric soil rating:* No

**Description of Crowfoot**

**Setting**

*Landform:* Alluvial fans, hills

*Landform position (three-dimensional):* Side slope, crest

*Down-slope shape:* Linear

*Across-slope shape:* Linear

*Parent material:* Alluvium

**Typical profile**

*A - 0 to 12 inches:* loamy sand

*E - 12 to 23 inches:* sand

*Bt - 23 to 36 inches:* sandy clay loam

*C - 36 to 60 inches:* coarse sand

**Properties and qualities**

*Slope:* 3 to 8 percent

*Depth to restrictive feature:* More than 80 inches

*Drainage class:* Well drained

*Runoff class:* Medium

*Capacity of the most limiting layer to transmit water (Ksat):* Moderately high to high  
(0.60 to 2.00 in/hr)

*Depth to water table:* More than 80 inches

*Frequency of flooding:* None

*Frequency of ponding:* None

*Available water supply, 0 to 60 inches:* Low (about 4.7 inches)

**Interpretive groups**

*Land capability classification (irrigated):* None specified

*Land capability classification (nonirrigated):* 4e

*Hydrologic Soil Group:* B

*Ecological site:* R049XB216CO - Sandy Divide

*Hydric soil rating:* No

**Minor Components**

**Other soils**

*Percent of map unit:*

*Hydric soil rating:* No

**Pleasant**

*Percent of map unit:*

*Landform:* Depressions

*Hydric soil rating:* Yes

## **93—Tomah-Crowfoot complex, 8 to 15 percent slopes**

### **Map Unit Setting**

*National map unit symbol:* 36bb

*Elevation:* 7,300 to 7,600 feet

*Farmland classification:* Not prime farmland

### **Map Unit Composition**

*Tomah and similar soils:* 50 percent

*Crowfoot and similar soils:* 30 percent

*Estimates are based on observations, descriptions, and transects of the mapunit.*

### **Description of Tomah**

#### **Setting**

*Landform:* Alluvial fans, hills

*Landform position (three-dimensional):* Side slope, crest

*Down-slope shape:* Linear

*Across-slope shape:* Linear

*Parent material:* Alluvium derived from arkose and/or residuum weathered from arkose

#### **Typical profile**

*A - 0 to 10 inches:* loamy sand

*E - 10 to 22 inches:* coarse sand

*C - 48 to 60 inches:* coarse sand

#### **Properties and qualities**

*Slope:* 8 to 15 percent

*Depth to restrictive feature:* More than 80 inches

*Drainage class:* Well drained

*Runoff class:* Medium

*Capacity of the most limiting layer to transmit water (Ksat):* Moderately high to high  
(0.60 to 2.00 in/hr)

*Depth to water table:* More than 80 inches

*Frequency of flooding:* None

*Frequency of ponding:* None

*Available water supply, 0 to 60 inches:* Very low (about 2.0 inches)

#### **Interpretive groups**

*Land capability classification (irrigated):* None specified

*Land capability classification (nonirrigated):* 6e

*Hydrologic Soil Group:* B

*Ecological site:* R049XB216CO - Sandy Divide

*Hydric soil rating:* No

## Description of Crowfoot

### Setting

*Landform:* Hills, alluvial fans  
*Landform position (three-dimensional):* Side slope, crest  
*Down-slope shape:* Linear  
*Across-slope shape:* Linear  
*Parent material:* Alluvium

### Typical profile

*A - 0 to 12 inches:* loamy sand  
*E - 12 to 23 inches:* sand  
*Bt - 23 to 36 inches:* sandy clay loam  
*C - 36 to 60 inches:* coarse sand

### Properties and qualities

*Slope:* 8 to 15 percent  
*Depth to restrictive feature:* More than 80 inches  
*Drainage class:* Well drained  
*Runoff class:* Medium  
*Capacity of the most limiting layer to transmit water (Ksat):* Moderately high to high  
(0.60 to 2.00 in/hr)  
*Depth to water table:* More than 80 inches  
*Frequency of flooding:* None  
*Frequency of ponding:* None  
*Available water supply, 0 to 60 inches:* Low (about 4.7 inches)

### Interpretive groups

*Land capability classification (irrigated):* None specified  
*Land capability classification (nonirrigated):* 6e  
*Hydrologic Soil Group:* B  
*Ecological site:* R049XB216CO - Sandy Divide  
*Hydric soil rating:* No

## Minor Components

### Other soils

*Percent of map unit:*  
*Hydric soil rating:* No

### Pleasant

*Percent of map unit:*  
*Landform:* Depressions  
*Hydric soil rating:* Yes

# **Soil Information for All Uses**

---

## **Soil Properties and Qualities**

The Soil Properties and Qualities section includes various soil properties and qualities displayed as thematic maps with a summary table for the soil map units in the selected area of interest. A single value or rating for each map unit is generated by aggregating the interpretive ratings of individual map unit components. This aggregation process is defined for each property or quality.

## **Soil Qualities and Features**

Soil qualities are behavior and performance attributes that are not directly measured, but are inferred from observations of dynamic conditions and from soil properties. Example soil qualities include natural drainage, and frost action. Soil features are attributes that are not directly part of the soil. Example soil features include slope and depth to restrictive layer. These features can greatly impact the use and management of the soil.

## **Hydrologic Soil Group**

Hydrologic soil groups are based on estimates of runoff potential. Soils are assigned to one of four groups according to the rate of water infiltration when the soils are not protected by vegetation, are thoroughly wet, and receive precipitation from long-duration storms.

The soils in the United States are assigned to four groups (A, B, C, and D) and three dual classes (A/D, B/D, and C/D). The groups are defined as follows:

Group A. Soils having a high infiltration rate (low runoff potential) when thoroughly wet. These consist mainly of deep, well drained to excessively drained sands or gravelly sands. These soils have a high rate of water transmission.

Group B. Soils having a moderate infiltration rate when thoroughly wet. These consist chiefly of moderately deep or deep, moderately well drained or well drained soils that have moderately fine texture to moderately coarse texture. These soils have a moderate rate of water transmission.

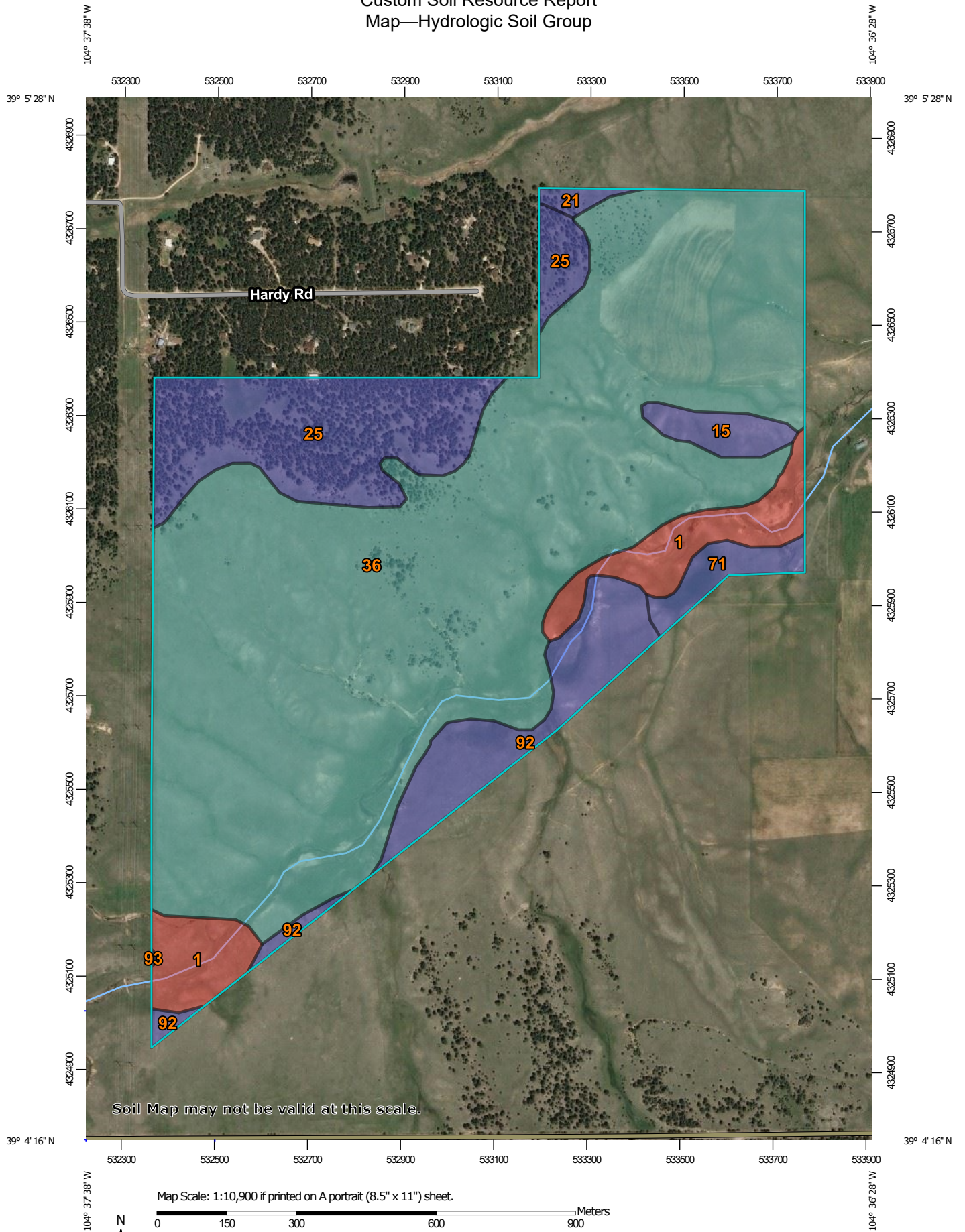
## Custom Soil Resource Report

Group C. Soils having a slow infiltration rate when thoroughly wet. These consist chiefly of soils having a layer that impedes the downward movement of water or soils of moderately fine texture or fine texture. These soils have a slow rate of water transmission.

Group D. Soils having a very slow infiltration rate (high runoff potential) when thoroughly wet. These consist chiefly of clays that have a high shrink-swell potential, soils that have a high water table, soils that have a claypan or clay layer at or near the surface, and soils that are shallow over nearly impervious material. These soils have a very slow rate of water transmission.

If a soil is assigned to a dual hydrologic group (A/D, B/D, or C/D), the first letter is for drained areas and the second is for undrained areas. Only the soils that in their natural condition are in group D are assigned to dual classes.

# Custom Soil Resource Report Map—Hydrologic Soil Group





## Custom Soil Resource Report

### MAP LEGEND

#### Area of Interest (AOI)

 Area of Interest (AOI)

#### Soils

##### Soil Rating Polygons





 A  
 A/D  
 B  
 B/D  
 C  
 C/D  
 D  
 Not rated or not available

##### Soil Rating Lines


 A  
 A/D  
 B  
 B/D  
 C  
 C/D  
 D  
 Not rated or not available

##### Soil Rating Points






 A  
 A/D  
 B  
 B/D

 C  
 C/D  
 D  
 Not rated or not available


#### Water Features

 Streams and Canals

#### Transportation

 Rails  
 Interstate Highways  
 US Routes  
 Major Roads  
 Local Roads

#### Background

 Aerial Photography

### MAP INFORMATION

The soil surveys that comprise your AOI were mapped at 1:24,000.

Warning: Soil Map may not be valid at this scale.

Enlargement of maps beyond the scale of mapping can cause misunderstanding of the detail of mapping and accuracy of soil line placement. The maps do not show the small areas of contrasting soils that could have been shown at a more detailed scale.

Please rely on the bar scale on each map sheet for map measurements.

Source of Map: Natural Resources Conservation Service  
Web Soil Survey URL:  
Coordinate System: Web Mercator (EPSG:3857)

Maps from the Web Soil Survey are based on the Web Mercator projection, which preserves direction and shape but distorts distance and area. A projection that preserves area, such as the Albers equal-area conic projection, should be used if more accurate calculations of distance or area are required.

This product is generated from the USDA-NRCS certified data as of the version date(s) listed below.

Soil Survey Area: El Paso County Area, Colorado  
Survey Area Data: Version 18, Jun 5, 2020

Soil map units are labeled (as space allows) for map scales 1:50,000 or larger.

Date(s) aerial images were photographed: Sep 8, 2018—May 26, 2019

The orthophoto or other base map on which the soil lines were compiled and digitized probably differs from the background imagery displayed on these maps. As a result, some minor shifting of map unit boundaries may be evident.

**Table—Hydrologic Soil Group**

| Map unit symbol                    | Map unit name                                     | Rating | Acres in AOI | Percent of AOI |
|------------------------------------|---|--------|--------------|----------------|
| 1                                  | Alamosa loam, 1 to 3 percent slopes               | D      | 23.6         | 6.5%           |
| 15                                 | Brussett loam, 3 to 5 percent slopes              | B      | 6.0          | 1.6%           |
| 21                                 | Cruckton sandy loam, 1 to 9 percent slopes        | B      | 1.8          | 0.5%           |
| 25                                 | Elbeth sandy loam, 3 to 8 percent slopes          | B      | 46.0         | 12.6%          |
| 36                                 | Holderness loam, 8 to 15 percent slopes           | C      | 255.9        | 70.3%          |
| 71                                 | Pring coarse sandy loam, 3 to 8 percent slopes    | B      | 6.3          | 1.7%           |
| 92                                 | Tomah-Crowfoot loamy sands, 3 to 8 percent slopes | B      | 24.2         | 6.7%           |
| 93                                 | Tomah-Crowfoot complex, 8 to 15 percent slopes    | B      | 0.1          | 0.0%           |
| <b>Totals for Area of Interest</b> |   |        | <b>363.9</b> | <b>100.0%</b>  |

**Rating Options—Hydrologic Soil Group***Aggregation Method: Dominant Condition**Component Percent Cutoff: None Specified**Tie-break Rule: Higher*

# References

---

- American Association of State Highway and Transportation Officials (AASHTO). 2004. Standard specifications for transportation materials and methods of sampling and testing. 24th edition.
- American Society for Testing and Materials (ASTM). 2005. Standard classification of soils for engineering purposes. ASTM Standard D2487-00.
- Cowardin, L.M., V. Carter, F.C. Golet, and E.T. LaRoe. 1979. Classification of wetlands and deep-water habitats of the United States. U.S. Fish and Wildlife Service FWS/OBS-79/31.
- Federal Register. July 13, 1994. Changes in hydric soils of the United States.
- Federal Register. September 18, 2002. Hydric soils of the United States.
- Hurt, G.W., and L.M. Vasilas, editors. Version 6.0, 2006. Field indicators of hydric soils in the United States.
- National Research Council. 1995. Wetlands: Characteristics and boundaries.
- Soil Survey Division Staff. 1993. Soil survey manual. Soil Conservation Service. U.S. Department of Agriculture Handbook 18. [http://www.nrcs.usda.gov/wps/portal/nrcs/detail/national/soils/?cid=nrcs142p2\\_054262](http://www.nrcs.usda.gov/wps/portal/nrcs/detail/national/soils/?cid=nrcs142p2_054262)
- Soil Survey Staff. 1999. Soil taxonomy: A basic system of soil classification for making and interpreting soil surveys. 2nd edition. Natural Resources Conservation Service, U.S. Department of Agriculture Handbook 436. [http://www.nrcs.usda.gov/wps/portal/nrcs/detail/national/soils/?cid=nrcs142p2\\_053577](http://www.nrcs.usda.gov/wps/portal/nrcs/detail/national/soils/?cid=nrcs142p2_053577)
- Soil Survey Staff. 2010. Keys to soil taxonomy. 11th edition. U.S. Department of Agriculture, Natural Resources Conservation Service. [http://www.nrcs.usda.gov/wps/portal/nrcs/detail/national/soils/?cid=nrcs142p2\\_053580](http://www.nrcs.usda.gov/wps/portal/nrcs/detail/national/soils/?cid=nrcs142p2_053580)
- Tiner, R.W., Jr. 1985. Wetlands of Delaware. U.S. Fish and Wildlife Service and Delaware Department of Natural Resources and Environmental Control, Wetlands Section.
- United States Army Corps of Engineers, Environmental Laboratory. 1987. Corps of Engineers wetlands delineation manual. Waterways Experiment Station Technical Report Y-87-1.
- United States Department of Agriculture, Natural Resources Conservation Service. National forestry manual. [http://www.nrcs.usda.gov/wps/portal/nrcs/detail/soils/home/?cid=nrcs142p2\\_053374](http://www.nrcs.usda.gov/wps/portal/nrcs/detail/soils/home/?cid=nrcs142p2_053374)
- United States Department of Agriculture, Natural Resources Conservation Service. National range and pasture handbook. <http://www.nrcs.usda.gov/wps/portal/nrcs/detail/national/landuse/rangepasture/?cid=stelprdb1043084>

## Custom Soil Resource Report

United States Department of Agriculture, Natural Resources Conservation Service. National soil survey handbook, title 430-VI. [http://www.nrcs.usda.gov/wps/portal/nrcs/detail/soils/scientists/?cid=nrcs142p2\\_054242](http://www.nrcs.usda.gov/wps/portal/nrcs/detail/soils/scientists/?cid=nrcs142p2_054242)

United States Department of Agriculture, Natural Resources Conservation Service. 2006. Land resource regions and major land resource areas of the United States, the Caribbean, and the Pacific Basin. U.S. Department of Agriculture Handbook 296. [http://www.nrcs.usda.gov/wps/portal/nrcs/detail/national/soils/?cid=nrcs142p2\\_053624](http://www.nrcs.usda.gov/wps/portal/nrcs/detail/national/soils/?cid=nrcs142p2_053624)

United States Department of Agriculture, Soil Conservation Service. 1961. Land capability classification. U.S. Department of Agriculture Handbook 210. [http://www.nrcs.usda.gov/Internet/FSE\\_DOCUMENTS/nrcs142p2\\_052290.pdf](http://www.nrcs.usda.gov/Internet/FSE_DOCUMENTS/nrcs142p2_052290.pdf)

***APPENDIX B: HYDROLOGY***



### Pre vs. Post Runoff Analysis

#### Time of Concentration

\* NOTES TO USER

## Project Information

Project Name: Winsome Filing 3

KHA Project #: 196106001

Designed by: TOS Date: 8/30/2022

Revised by: \_\_\_\_\_ Date: \_\_\_\_\_

Checked by: \_\_\_\_\_ Date: 8/30/2022

### CONCENTRATED FLOW EQN

LAG TIME EQN

### Equations Used

MANNINGS EQN

SHEET FLOW EQN

$$T_1 = L / (3600 \cdot V)$$

$$t_{lag} = 0.6 \cdot t_c$$

$$V = 1.49 R_h^{2/3} S^{1/2} / n$$

$$T_i = 0.007(n \cdot L)^{0.8} / (P_2)^{0.5} S^{0.4}$$

Minimum Time of Concentration 5.0 minutes

|                       |      |
|-----------------------|------|
| 2YR-24HR Rainfall, P2 | 2.10 |
|-----------------------|------|

City of Colorado Springs Drainage  
Criteria Manual Eqn. 6-16

City of Colorado Springs Drainage  
Criteria Manual Eqn. 6-13City of Colorado Springs Drainage  
Criteria Manual Eqn. 6-17City of Colorado Springs Drainage  
Criteria Manual Eqn. 6-15

| Post-Development     |                              |                        |                  |                                       |                                      |                  |   |                              |                             |                              |                          |                |
|----------------------|------------------------------|------------------------|------------------|---------------------------------------|--------------------------------------|------------------|---|------------------------------|-----------------------------|------------------------------|--------------------------|----------------|
| Drainage Area: A2A   |                              |                        |                  |                                       |                                      |                  |   |                              |                             |                              |                          |                |
|                      |                              | Flow Length, L<br>(ft) | Slope, s (ft/ft) | Manning's Roughness<br>Coefficient, n | Two-year, 24-hr rainfall,<br>P2 (in) | Paved or Unpaved | Cross Sectional Area of<br>Flow, A (ft <sup>2</sup> ) | Wetted Perimeter, pw<br>(ft) | Hydraulic radius,<br>r (ft) | Average Velocity, V (ft/s)** | Travel Time, Tt<br>(min) | Lag Time (min) |
| SHEET                | T1 SHEET FLOW                | 100.00                 | 0.021            | 0.10                                  | 2.10                                 |                  |   |                              |                             |                              | 8.58                     |                |
| SHALLOW CONCENTRATED | T2 SHALLOW CONCENTRATED FLOW | 1284.00                | 0.029            |                                       |                                      | U                |   |                              |                             | 2.75                         | 7.79                     |                |
| CHANNEL              | T3 CHANNEL FLOW              | 200.00                 | 0.03             | 0.04                                  |                                      | U                | 64.00   | 32.98                        | 1.94                        | 9.87                         | 0.34                     |                |
|                      |                              |                        |                  |                                       |                                      |                  | Post-Development Time of Concentration, A2A           |                              |                             |                              | 16.70                    | 10.02          |

| Post-Development     |                              |                        |                  |                                       |                                      |                  |   |                              |                             |                              |                           |                |
|----------------------|------------------------------|------------------------|------------------|---------------------------------------|--------------------------------------|------------------|---|------------------------------|-----------------------------|------------------------------|---------------------------|----------------|
| Drainage Area: A2B   |                              |                        |                  |                                       |                                      |                  |   |                              |                             |                              |                           |                |
|                      |                              | Flow Length, L<br>(ft) | Slope, s (ft/ft) | Manning's Roughness<br>Coefficient, n | Two-year, 24-hr rainfall,<br>P2 (in) | Paved or Unpaved | Cross sectional Area of<br>Flow, A (ft <sup>2</sup> ) | Wetted Perimeter, pw<br>(ft) | Hydraulic radius,<br>r (ft) | Average Velocity, V (ft/s)** | Travel Time, Tt,<br>(min) | Lag Time (min) |
| SHEET                | T1 SHEET FLOW                | 100.00                 | 0.021            | 0.10                                  | 2.10                                 |                  |   |                              |                             |                              | 8.58                      |                |
| SHALLOW CONCENTRATED | T2 SHALLOW CONCENTRATED FLOW | 940.00                 | 0.029            |                                       |                                      | U                |   |                              |                             | 2.75                         | 5.70                      |                |
| CHANNEL              | T3 CHANNEL FLOW              | 404.00                 | 0.03             | 0.04                                  |                                      | U                | 64.00   | 32.98                        | 1.94                        | 9.87                         | 0.68                      |                |
|                      |                              |                        |                  |                                       |                                      |                  | Post-Development Time of Concentration, A2B           |                              |                             |                              | 14.96                     | 8.98           |

| Post-Development     |                              |                        |                  |                                       |                                      |                  |   |                              |                             |                              |                           |                |
|----------------------|------------------------------|------------------------|------------------|---------------------------------------|--------------------------------------|------------------|---|------------------------------|-----------------------------|------------------------------|---------------------------|----------------|
| Drainage Area: A3A   |                              |                        |                  |                                       |                                      |                  |   |                              |                             |                              |                           |                |
|                      |                              | Flow Length, L<br>(ft) | Slope, s (ft/ft) | Manning's Roughness<br>Coefficient, n | Two-year, 24-hr rainfall,<br>P2 (in) | Paved or Unpaved | Cross sectional Area of<br>Flow, A (ft <sup>2</sup> ) | Wetted Perimeter, pw<br>(ft) | Hydraulic radius,<br>r (ft) | Average Velocity, V (ft/s)** | Travel Time, Tt,<br>(min) | Lag Time (min) |
| SHEET                | T1 SHEET FLOW                | 100.00                 | 0.057            | 0.10                                  | 2.10                                 |                  |   |                              |                             |                              | 5.74                      |                |
| SHALLOW CONCENTRATED | T2 SHALLOW CONCENTRATED FLOW | 890.00                 | 0.050            |                                       |                                      | U                |   |                              |                             | 3.61                         | 4.11                      |                |
| CHANNEL              | T3 CHANNEL FLOW              | 520.00                 | 0.04             | 0.04                                  |                                      | U                | 64.00   | 32.98                        | 1.94                        | 11.59                        | 0.75                      |                |
|                      |                              |                        |                  |                                       |                                      |                  | Post-Development Time of Concentration, A3A           |                              |                             |                              | 10.60                     | 6.36           |

| Post-Development     |                              |                        |                  |                                       |                                      |                  |   |                              |                             |                              |                          |                |
|----------------------|------------------------------|------------------------|------------------|---------------------------------------|--------------------------------------|------------------|---|------------------------------|-----------------------------|------------------------------|--------------------------|----------------|
| Drainage Area: A3B   |                              |                        |                  |                                       |                                      |                  |   |                              |                             |                              |                          |                |
|                      |                              | Flow Length, L<br>(ft) | Slope, s (ft/ft) | Manning's Roughness<br>Coefficient, n | Two-year, 24-hr rainfall,<br>P2 (in) | Paved or Unpaved | Cross Sectional Area of<br>Flow, A (ft²)    | Wetted Perimeter, pw<br>(ft) | Hydraulic radius,<br>r (ft) | Average Velocity, V (ft/s)** | Travel Time, Tt<br>(min) | Lag Time (min) |
| SHEET                | T1 SHEET FLOW                | 100.00                 | 0.070            | 0.10                                  | 2.10                                 |                  |   |                              |                             |                              | 5.30                     |                |
| SHALLOW CONCENTRATED | T2 SHALLOW CONCENTRATED FLOW | 150.00                 | 0.070            |                                       |                                      | U                |   |                              |                             | 4.27                         | 0.59                     |                |
| CHANNEL              | T3 CHANNEL FLOW              | 960.00                 | 0.05             | 0.04                                  |                                      | U                | 64.00                                       | 32.98                        | 1.94                        | 12.96                        | 1.23                     |                |
|                      |                              |                        |                  |                                       |                                      |                  | Post-Development Time of Concentration, A3B |                              |                             |                              | 10.00                    | 6.00           |



### Pre vs. Post Runoff Analysis

#### Time of Concentration

\* NOTES TO USER

## Project Information

Project Name: Winsome Filing 3

KHA Project #: 196106001

Designed by: TOS Date: 8/30/2022

Revised by: \_\_\_\_\_ Date: \_\_\_\_\_

Checked by: \_\_\_\_\_ Date: 8/30/2022

### CONCENTRATED FLOW EQN

LAG TIME EQN

### Equations Used

MANNINGS EQN

SHEET FLOW EQN

$$T_1 = L / (3600 \cdot V)$$

$$t_{lag} = 0.6 \cdot t_c$$

$$V = 1.49 R_h^{2/3} S^{1/2} / n$$

$$T_i = 0.007(n \cdot L)^{0.8} / (P_2)^{0.5} S^{0.4}$$

Minimum Time of Concentration 5.0 minutes

|                       |      |
|-----------------------|------|
| 2YR-24HR Rainfall, P2 | 2.10 |
|-----------------------|------|

| Post-Development     |                              |                        |                  |                                       |                                      |                  |   |                              |                             |                               |                          |                |
|----------------------|------------------------------|------------------------|------------------|---------------------------------------|--------------------------------------|------------------|---|------------------------------|-----------------------------|-------------------------------|--------------------------|----------------|
| Drainage Area: A3C   |                              |                        |                  |                                       |                                      |                  |   |                              |                             |                               |                          |                |
|                      |                              | Flow Length, L<br>(ft) | Slope, s (ft/ft) | Manning's Roughness<br>Coefficient, n | Two-year, 24-hr rainfall,<br>P2 (in) | Paved or Unpaved | Cross Sectional Area of<br>Flow, A (ft <sup>2</sup> ) | Wetted Perimeter, pw<br>(ft) | Hydraulic radius,<br>r (ft) | Average Velocity, V (ft/s) ** | Travel Time, Tt<br>(min) | Lag Time (min) |
| SHEET                | T1 SHEET FLOW                | 100.00                 | 0.064            | 0.10                                  | 2.10                                 |                  |   |                              |                             |                               | 5.49                     |                |
| SHALLOW CONCENTRATED | T2 SHALLOW CONCENTRATED FLOW | 275.00                 | 0.006            |                                       |                                      | U                |   |                              |                             | 1.25                          | 3.67                     |                |
| CHANNEL              | T3 CHANNEL FLOW              | 554.00                 | 0.01             | 0.04                                  |                                      | U                | 64.00   | 32.98                        | 1.94                        | 4.49                          | 2.06                     |                |
|                      |                              |                        |                  |                                       |                                      |                  | Post-Development Time of Concentration, A3C           |                              |                             |                               | 11.22                    | 6.73           |

| Post-Development     |                              |                        |                  |                                       |                                      |                  |  |                              |                             |                               |                          |                |
|----------------------|------------------------------|------------------------|------------------|---------------------------------------|--------------------------------------|------------------|--|------------------------------|-----------------------------|-------------------------------|--------------------------|----------------|
| Drainage Area: G1    |                              |                        |                  |                                       |                                      |                  |  |                              |                             |                               |                          |                |
|                      |                              | Flow Length, L<br>(ft) | Slope, s (ft/ft) | Manning's Roughness<br>Coefficient, n | Two-year, 24-hr rainfall,<br>P2 (in) | Paved or Unpaved | Cross Sectional Area of<br>Flow, A (ft²)   | Wetted Perimeter, pw<br>(ft) | Hydraulic radius,<br>r (ft) | Average Velocity, V (ft/s) ** | Travel Time, Tt<br>(min) | Lag Time (min) |
| SHEET                | T1 SHEET FLOW                | 300.00                 | 0.030            | 0.10                                  | 2.10                                 |                  |  |                              |                             |                               | 17.91                    |                |
| SHALLOW CONCENTRATED | T2 SHALLOW CONCENTRATED FLOW | 539.00                 | 0.048            |                                       |                                      | U                |  |                              |                             | 3.52                          | 2.56                     |                |
| CHANNEL              | T3 CHANNEL FLOW              | 620.00                 | 0.04             | 0.04                                  |                                      | U                | 64.00                                      | 32.98                        | 1.94                        | 11.74                         | 0.88                     |                |
|                      |                              |                        |                  |                                       |                                      |                  | Post-Development Time of Concentration, G1 |                              |                             |                               | 21.34                    | 12.80          |

| Post-Development     |                              |                        |                  |                                       |                                      |                  |   |                              |                             |                               |                          |                |
|----------------------|------------------------------|------------------------|------------------|---------------------------------------|--------------------------------------|------------------|---|------------------------------|-----------------------------|-------------------------------|--------------------------|----------------|
| Drainage Area: G2A   |                              |                        |                  |                                       |                                      |                  |   |                              |                             |                               |                          |                |
|                      |                              | Flow Length, L<br>(ft) | Slope, s (ft/ft) | Manning's Roughness<br>Coefficient, n | Two-year, 24-hr rainfall,<br>P2 (in) | Paved or Unpaved | Cross sectional Area of<br>Flow, A (ft²)    | Wetted Perimeter, pw<br>(ft) | Hydraulic radius,<br>r (ft) | Average Velocity, V (ft/s) ** | Travel Time, Tt<br>(min) | Lag Time (min) |
| SHEET                | T1 SHEET FLOW                | 100.00                 | 0.080            | 0.10                                  | 2.10                                 |                  |   |                              |                             |                               | 5.02                     |                |
| SHALLOW CONCENTRATED | T2 SHALLOW CONCENTRATED FLOW | 20.00                  | 0.080            |                                       |                                      | U                |   |                              |                             | 4.56                          | 0.07                     |                |
| CHANNEL              | T3 CHANNEL FLOW              | 1240.00                | 0.04             | 0.04                                  |                                      | U                | 64.00                                       | 32.98                        | 1.94                        | 11.59                         | 1.78                     |                |
|                      |                              |                        |                  |                                       |                                      |                  | Post-Development Time of Concentration, G2A |                              |                             |                               | 10.00                    | 6.00           |

| Post-Development   |                 |                        |                  |                                       |                                      |                  |   |                              |                             |                              |                           |                |
|--------------------|-----------------|------------------------|------------------|---------------------------------------|--------------------------------------|------------------|---|------------------------------|-----------------------------|------------------------------|---------------------------|----------------|
| Drainage Area: G2B |                 |                        |                  |                                       |                                      |                  |   |                              |                             |                              |                           |                |
|                    |                 | Flow Length, L<br>(ft) | Slope, s (ft/ft) | Manning's Roughness<br>Coefficient, n | Two-year, 24-hr rainfall,<br>P2 (in) | Paved or Unpaved | Cross sectional Area of<br>Flow, A (ft <sup>2</sup> ) | Wetted Perimeter, pw<br>(ft) | Hydraulic radius,<br>r (ft) | Average Velocity, V (ft/s)** | Travel Time, Tt,<br>(min) | Lag Time (min) |
| SHEET              | T1 SHEET FLOW   | 67.00                  | 0.040            | 0.10                                  | 2.10                                 |                  |   |                              |                             |                              | 4.81                      |                |
| CHANNEL            | T3 CHANNEL FLOW | 750.00                 | 0.06             | 0.04                                  |                                      | U                | 64.00   | 32.98                        | 1.94                        | 14.20                        | 0.88                      |                |
|                    |                 |                        |                  |                                       |                                      |                  | Post-Development Time of Concentration, G2B           |                              |                             |                              | 10.00                     | 6.00           |

| Post-Development     |                              |                        |                  |                                       |                                      |                  |  |                              |                             |                               |                          |                |
|----------------------|------------------------------|------------------------|------------------|---------------------------------------|--------------------------------------|------------------|--|------------------------------|-----------------------------|-------------------------------|--------------------------|----------------|
| Drainage Area: H1    |                              |                        |                  |                                       |                                      |                  |  |                              |                             |                               |                          |                |
|                      |                              | Flow Length, L<br>(ft) | Slope, s (ft/ft) | Manning's Roughness<br>Coefficient, n | Two-year, 24-hr rainfall,<br>P2 (in) | Paved or Unpaved | Cross sectional Area of<br>Flow, A (ft²)   | Wetted Perimeter, pw<br>(ft) | Hydraulic radius,<br>r (ft) | Average Velocity, V (ft/s) ** | Travel Time, Tt<br>(min) | Lag Time (min) |
| SHEET                | T1 SHEET FLOW                | 250.00                 | 0.049            | 0.10                                  | 2.10                                 |                  |  |                              |                             |                               | 12.77                    |                |
| SHALLOW CONCENTRATED | T2 SHALLOW CONCENTRATED FLOW | 450.00                 | 0.058            |                                       |                                      | U                |  |                              |                             | 3.88                          | 1.93                     |                |
| CHANNEL              | T3 CHANNEL FLOW              | 225.00                 | 0.06             | 0.04                                  |                                      | U                | 64.00                                      | 32.98                        | 1.94                        | 14.20                         | 0.26                     |                |
|                      |                              |                        |                  |                                       |                                      |                  | Post-Development Time of Concentration, H1 |                              |                             |                               | 14.96                    | 8.98           |



### Pre vs. Post Runoff Analysis

#### Time of Concentration

\* NOTES TO USER

## Project Information

Project Name: Winsome Filing 3

KHA Project #: 196106001

Designed by: **TOS**      Date: **8/30/2022**

Revised by: \_\_\_\_\_ Date: \_\_\_\_\_

Checked by: \_\_\_\_\_ Date: 8/30/2022

Minimum Time of Concentration 5.0 minutes

|                       |      |
|-----------------------|------|
| 2YR-24HR Rainfall, P2 | 2.10 |
|-----------------------|------|

### CONCENTRATED FLOW EQN

$$T_1 = L / (3600 \cdot V)$$

LAG TIME EQN

$$t_{lag} = 0.6 \cdot t_c$$

### Equations Used

MANNINGS EQN

$$V = 1.49 R_h^{2/3} S^{1/2} / n$$

SHEET FLOW EQN

$$T_i = 0.007(n \cdot L)^{0.8} / (P_2)^{0.5} S^{0.4}$$

City of Colorado Springs Drainage  
Criteria Manual Eqn. 6-16

City of Colorado Springs Drainage  
Criteria Manual Eqn. 6-13City of Colorado Springs Drainage  
Criteria Manual Eqn. 6-17City of Colorado Springs Drainage  
Criteria Manual Eqn. 6-15

| Post-Development     |                              |                        |                  |                                       |                                      |                  |   |                              |                             |                              |                          |                |
|----------------------|------------------------------|------------------------|------------------|---------------------------------------|--------------------------------------|------------------|---|------------------------------|-----------------------------|------------------------------|--------------------------|----------------|
| Drainage Area: H2    |                              |                        |                  |                                       |                                      |                  |   |                              |                             |                              |                          |                |
|                      |                              | Flow Length, L<br>(ft) | Slope, s (ft/ft) | Manning's Roughness<br>Coefficient, n | Two-year, 24-hr rainfall,<br>P2 (in) | Paved or Unpaved | Cross Sectional Area of<br>Flow, A (ft <sup>2</sup> ) | Wetted Perimeter, pw<br>(ft) | Hydraulic radius,<br>r (ft) | Average Velocity, V (ft/s)** | Travel Time, Tt<br>(min) | Lag Time (min) |
| SHEET                | T1 SHEET FLOW                | 300.00                 | 0.140            | 0.10                                  | 2.10                                 |                  |   |                              |                             |                              | 9.67                     |                |
| SHALLOW CONCENTRATED | T2 SHALLOW CONCENTRATED FLOW | 1000.00                | 0.030            |                                       |                                      | U                |   |                              |                             | 2.79                         | 5.97                     |                |
| CHANNEL              | T3 CHANNEL FLOW              | 516.00                 | 0.04             | 0.04                                  |                                      | U                | 64.00   | 32.98                        | 1.94                        | 10.84                        | 0.79                     |                |
|                      |                              |                        |                  |                                       |                                      |                  | Post-Development Time of Concentration, H2            |                              |                             |                              | 16.43                    | 9.86           |

| Post-Development     |                              |                        |                  |                                       |                                      |                  |   |                              |                             |                              |                          |                |
|----------------------|------------------------------|------------------------|------------------|---------------------------------------|--------------------------------------|------------------|---|------------------------------|-----------------------------|------------------------------|--------------------------|----------------|
| Drainage Area: H3A   |                              |                        |                  |                                       |                                      |                  |   |                              |                             |                              |                          |                |
|                      |                              | Flow Length, L<br>(ft) | Slope, s (ft/ft) | Manning's Roughness<br>Coefficient, n | Two-year, 24-hr rainfall,<br>P2 (in) | Paved or Unpaved | Cross Sectional Area of<br>Flow, A (ft <sup>2</sup> ) | Wetted Perimeter, pw<br>(ft) | Hydraulic radius,<br>r (ft) | Average Velocity, V (ft/s)** | Travel Time, Tt<br>(min) | Lag Time (min) |
| SHEET                | T1 SHEET FLOW                | 300.00                 | 0.055            | 0.10                                  | 2.10                                 |                  |   |                              |                             |                              | 14.05                    |                |
| SHALLOW CONCENTRATED | T2 SHALLOW CONCENTRATED FLOW | 50.00                  | 0.076            |                                       |                                      | U                |   |                              |                             | 4.45                         | 0.19                     |                |
|                      |                              |                        |                  |                                       |                                      |                  | Post-Development Time of Concentration, H3A           |                              |                             |                              | 14.24                    | 8.54           |

| Post-Development     |                              |                        |                  |                                       |                                      |                  |   |                              |                             |                              |                          |                |
|----------------------|------------------------------|------------------------|------------------|---------------------------------------|--------------------------------------|------------------|---|------------------------------|-----------------------------|------------------------------|--------------------------|----------------|
| Drainage Area: H3B   |                              |                        |                  |                                       |                                      |                  |   |                              |                             |                              |                          |                |
|                      |                              | Flow Length, L<br>(ft) | Slope, s (ft/ft) | Manning's Roughness<br>Coefficient, n | Two-year, 24-hr rainfall,<br>P2 (in) | Paved or Unpaved | Cross Sectional Area of<br>Flow, A (ft <sup>2</sup> ) | Wetted Perimeter, pw<br>(ft) | Hydraulic radius,<br>r (ft) | Average Velocity, V (ft/s)** | Travel Time, Tt<br>(min) | Lag Time (min) |
| SHEET                | T1 SHEET FLOW                | 266.00                 | 0.046            | 0.10                                  | 2.10                                 |                  |   |                              |                             |                              | 13.71                    |                |
| SHALLOW CONCENTRATED | T2 SHALLOW CONCENTRATED FLOW | 334.00                 | 0.014            |                                       |                                      | U                |   |                              |                             | 1.91                         | 2.92                     |                |
|                      |                              |                        |                  |                                       |                                      |                  | Post-Development Time of Concentration, H3B           |                              |                             |                              | 16.62                    | 9.97           |

| Post-Development     |                              |                        |                  |                                       |                                      |                  |   |                              |                             |                              |                          |                |
|----------------------|------------------------------|------------------------|------------------|---------------------------------------|--------------------------------------|------------------|---|------------------------------|-----------------------------|------------------------------|--------------------------|----------------|
| Drainage Area: H4    |                              |                        |                  |                                       |                                      |                  |   |                              |                             |                              |                          |                |
|                      |                              | Flow Length, L<br>(ft) | Slope, s (ft/ft) | Manning's Roughness<br>Coefficient, n | Two-year, 24-hr rainfall,<br>P2 (in) | Paved or Unpaved | Cross Sectional Area of<br>Flow, A (ft <sup>2</sup> ) | Wetted Perimeter, pw<br>(ft) | Hydraulic radius,<br>r (ft) | Average Velocity, V (ft/s)** | Travel Time, Tt<br>(min) | Lag Time (min) |
| SHEET                | T1 SHEET FLOW                | 300.00                 | 0.050            | 0.10                                  | 2.10                                 |                  |   |                              |                             |                              | 14.60                    |                |
| SHALLOW CONCENTRATED | T2 SHALLOW CONCENTRATED FLOW | 270.00                 | 0.045            |                                       |                                      | U                |   |                              |                             | 3.42                         | 1.32                     |                |
| CHANNEL              | T3 CHANNEL FLOW              | 802.00                 | 0.05             | 0.04                                  |                                      | U                | 64.00   | 32.98                        | 1.94                        | 13.22                        | 1.01                     |                |
|                      |                              |                        |                  |                                       |                                      |                  | Post-Development Time of Concentration, H4            |                              |                             |                              | 16.92                    | 10.15          |

| Post-Development     |                              |                        |                  |                                       |                                      |                  |   |                              |                             |                              |                          |                |
|----------------------|------------------------------|------------------------|------------------|---------------------------------------|--------------------------------------|------------------|---|------------------------------|-----------------------------|------------------------------|--------------------------|----------------|
| Drainage Area: H5A   |                              |                        |                  |                                       |                                      |                  |   |                              |                             |                              |                          |                |
|                      |                              | Flow Length, L<br>(ft) | Slope, s (ft/ft) | Manning's Roughness<br>Coefficient, n | Two-year, 24-hr rainfall,<br>P2 (in) | Paved or Unpaved | Cross sectional Area of<br>Flow, A (ft²)    | Wetted Perimeter, pw<br>(ft) | Hydraulic radius,<br>r (ft) | Average Velocity, V (ft/s)** | Travel Time, tt<br>(min) | Lag Time (min) |
| SHEET                | T1 SHEET FLOW                | 300.00                 | 0.078            | 0.10                                  | 2.10                                 |                  |   |                              |                             |                              | 12.22                    |                |
| SHALLOW CONCENTRATED | T2 SHALLOW CONCENTRATED FLOW | 830.00                 | 0.070            |                                       |                                      | U                |   |                              |                             | 4.27                         | 3.24                     |                |
| CHANNEL              | T3 CHANNEL FLOW              |                        | 0.06             | 0.04                                  |                                      | U                | 64.00                                       | 32.98                        | 1.94                        | 14.20                        | 0.00                     |                |
|                      |                              |                        |                  |                                       |                                      |                  | Post-Development Time of Concentration, H5A |                              |                             |                              | 15.46                    | 9.28           |





### Pre vs. Post Runoff Analysis

#### Time of Concentration

\* NOTES TO USER

## Project Information

Project Name: Winsome Filing 3

### CONCENTRATED FLOW EQN

LAG TIME EQN

### Equations Used

MANNINGS EQN

SHEET FLOW EQN

KHA Project #: 196106001

$$T_i = L / (3600 \cdot V)$$

$$t_{lag} = 0.6 \cdot t_c$$

$$V = 1.49 R_h^{2/3} S^{1/2} / n$$

$$T_i = 0.007(n \cdot L)^{0.8} / (P_2)^{0.5} S^{0.4}$$

Designed by: **TOS**

Date: 8/30/2022

Revised by: \_\_\_\_\_

Date: \_\_\_\_\_

Checked by: \_\_\_\_\_

Date: 8/30/2022

City of Colorado Springs Drainage  
Criteria Manual Eqn. 6-16

City of Colorado Springs Drainage  
Criteria Manual Eqn. 6-13City of Colorado Springs Drainage  
Criteria Manual Eqn. 6-17City of Colorado Springs Drainage  
Criteria Manual Eqn. 6-15

Minimum Time of Concentration 5.0 minutes

|                       |      |
|-----------------------|------|
| 2YR-24HR Rainfall, P2 | 2.10 |
|-----------------------|------|

| Post-Development     |                              |                        |                  |                                       |                                      |                  |   |                              |                             |                              |                          |                |
|----------------------|------------------------------|------------------------|------------------|---------------------------------------|--------------------------------------|------------------|---|------------------------------|-----------------------------|------------------------------|--------------------------|----------------|
| Drainage Area: H5B   |                              |                        |                  |                                       |                                      |                  |   |                              |                             |                              |                          |                |
|                      |                              | Flow Length, L<br>(ft) | Slope, s (ft/ft) | Manning's Roughness<br>Coefficient, n | Two-year, 24-hr rainfall,<br>P2 (in) | Paved or Unpaved | Cross Sectional Area of<br>Flow, A (ft <sup>2</sup> ) | Wetted Perimeter, pw<br>(ft) | Hydraulic radius,<br>r (ft) | Average Velocity, V (ft/s)** | Travel Time, Tt<br>(min) | Lag Time (min) |
| SHEET                | T1 SHEET FLOW                | 300.00                 | 0.070            | 0.10                                  | 2.10                                 |                  |   |                              |                             |                              | 12.76                    |                |
| SHALLOW CONCENTRATED | T2 SHALLOW CONCENTRATED FLOW | 450.00                 | 0.080            |                                       |                                      | U                |   |                              |                             | 4.56                         | 1.64                     |                |
| CHANNEL              | T3 CHANNEL FLOW              | 500.00                 | 0.05             | 0.04                                  |                                      | U                | 64.00   | 32.98                        | 1.94                        | 12.96                        | 0.64                     |                |
|                      |                              |                        |                  |                                       |                                      |                  | Post-Development Time of Concentration, H5B           |                              |                             |                              | 15.05                    | 9.03           |

| Post-Development     |                              |                        |                  |                                       |                                      |                  |   |                              |                             |                              |                          |                |
|----------------------|------------------------------|------------------------|------------------|---------------------------------------|--------------------------------------|------------------|---|------------------------------|-----------------------------|------------------------------|--------------------------|----------------|
| Drainage Area: H6A   |                              |                        |                  |                                       |                                      |                  |   |                              |                             |                              |                          |                |
|                      |                              | Flow Length, L<br>(ft) | Slope, s (ft/ft) | Manning's Roughness<br>Coefficient, n | Two-year, 24-hr rainfall,<br>P2 (in) | Paved or Unpaved | Cross Sectional Area of<br>Flow, A (ft²)    | Wetted Perimeter, pw<br>(ft) | Hydraulic radius,<br>r (ft) | Average Velocity, V (ft/s)** | Travel Time, Tt<br>(min) | Lag Time (min) |
| SHEET                | T1 SHEET FLOW                | 300.00                 | 0.090            | 0.10                                  | 2.10                                 |                  |   |                              |                             |                              | 11.54                    |                |
| SHALLOW CONCENTRATED | T2 SHALLOW CONCENTRATED FLOW | 650.00                 | 0.080            |                                       |                                      | U                |   |                              |                             | 4.56                         | 2.37                     |                |
|                      |                              |                        |                  |                                       |                                      |                  | Post-Development Time of Concentration, H6A |                              |                             |                              | 13.91                    | 8.35           |

| Post-Development     |                              |                        |                  |                                       |                                      |                  |   |                              |                             |                              |                          |                |
|----------------------|------------------------------|------------------------|------------------|---------------------------------------|--------------------------------------|------------------|---|------------------------------|-----------------------------|------------------------------|--------------------------|----------------|
| Drainage Area: H6B   |                              |                        |                  |                                       |                                      |                  |   |                              |                             |                              |                          |                |
|                      |                              | Flow Length, L<br>(ft) | Slope, s (ft/ft) | Manning's Roughness<br>Coefficient, n | Two-year, 24-hr rainfall,<br>P2 (in) | Paved or Unpaved | Cross Sectional Area of<br>Flow, A (ft <sup>2</sup> ) | Wetted Perimeter, pw<br>(ft) | Hydraulic radius,<br>r (ft) | Average Velocity, V (ft/s)** | Travel Time, Tt<br>(min) | Lag Time (min) |
| SHEET                | T1 SHEET FLOW                | 42.00                  | 0.040            | 0.10                                  | 2.10                                 |                  |   |                              |                             |                              | 3.31                     |                |
| SHALLOW CONCENTRATED | T2 SHALLOW CONCENTRATED FLOW | 710.00                 | 0.060            |                                       |                                      | U                |   |                              |                             | 3.95                         | 3.00                     |                |
| CHANNEL              | T3 CHANNEL FLOW              | 825.00                 | 0.04             | 0.04                                  |                                      | U                | 64.00   | 32.98                        | 1.94                        | 11.59                        | 1.19                     |                |
|                      |                              |                        |                  |                                       |                                      |                  | Post-Development Time of Concentration, H6B           |                              |                             |                              | 10.00                    | 6.00           |

| Post-Development     |                              |                        |                  |                                       |                                      |                  |   |                              |                             |                              |                          |                |
|----------------------|------------------------------|------------------------|------------------|---------------------------------------|--------------------------------------|------------------|---|------------------------------|-----------------------------|------------------------------|--------------------------|----------------|
| Drainage Area: H7A   |                              |                        |                  |                                       |                                      |                  |   |                              |                             |                              |                          |                |
|                      |                              | Flow Length, L<br>(ft) | Slope, s (ft/ft) | Manning's Roughness<br>Coefficient, n | Two-year, 24-hr rainfall,<br>P2 (in) | Paved or Unpaved | Cross Sectional Area of<br>Flow, A (ft <sup>2</sup> ) | Wetted Perimeter, pw<br>(ft) | Hydraulic radius,<br>r (ft) | Average Velocity, V (ft/s)** | Travel Time, tt<br>(min) | Lag Time (min) |
| SHEET                | T1 SHEET FLOW                | 37.00                  | 0.050            | 0.10                                  | 2.10                                 |                  |   |                              |                             |                              | 2.74                     |                |
| SHALLOW CONCENTRATED | T2 SHALLOW CONCENTRATED FLOW | 546.00                 | 0.040            |                                       |                                      | U                |   |                              |                             | 3.23                         | 2.82                     |                |
| CHANNEL              | T3 CHANNEL FLOW              | 1177.00                | 0.05             | 0.04                                  |                                      | U                | 64.00   | 32.98                        | 1.94                        | 12.96                        | 1.51                     |                |
|                      |                              |                        |                  |                                       |                                      |                  | Post-Development Time of Concentration, H7A           |                              |                             |                              | 10.00                    | 6.00           |

| Post-Development     |                              |                        |                  |                                       |                                      |                  |   |                              |                             |                              |                          |                |
|----------------------|------------------------------|------------------------|------------------|---------------------------------------|--------------------------------------|------------------|---|------------------------------|-----------------------------|------------------------------|--------------------------|----------------|
| Drainage Area: H7B   |                              |                        |                  |                                       |                                      |                  |   |                              |                             |                              |                          |                |
|                      |                              | Flow Length, L<br>(ft) | Slope, s (ft/ft) | Manning's Roughness<br>Coefficient, n | Two-year, 24-hr rainfall,<br>P2 (in) | Paved or Unpaved | Cross Sectional Area of<br>Flow, A (ft²)    | Wetted Perimeter, pw<br>(ft) | Hydraulic radius,<br>r (ft) | Average Velocity, V (ft/s)** | Travel Time, Tt<br>(min) | Lag Time (min) |
| SHEET                | T1 SHEET FLOW                | 100.00                 | 0.076            | 0.10                                  | 2.10                                 |                  |   |                              |                             |                              | 5.13                     |                |
| SHALLOW CONCENTRATED | T2 SHALLOW CONCENTRATED FLOW | 180.00                 | 0.076            |                                       |                                      | U                |   |                              |                             | 4.45                         | 0.67                     |                |
| CHANNEL              | T3 CHANNEL FLOW              | 1320.00                | 0.06             | 0.04                                  |                                      | U                | 64.00                                       | 32.98                        | 1.94                        | 14.20                        | 1.55                     |                |
|                      |                              |                        |                  |                                       |                                      |                  | Post-Development Time of Concentration, H7B |                              |                             |                              | 10.00                    | 6.00           |



### Pre vs. Post Runoff Analysis

#### Time of Concentration

\* NOTES TO USER

## Project Information

Project Name: Winsome Filing 3

### CONCENTRATED FLOW EQN

LAG TIME EQN

### Equations Used

MANNINGS EQN

SHEET FLOW EQN

Designed by: **TOS**      Date: **8/30/2022**

Date: 8/30/2022

$$T_1 = L / (3600 \cdot V)$$

$$t_{lag} = 0.6 \cdot t_c$$

$$V = 1.49 R_h^{2/3} S^{1/2} / n$$

$$T_i = 0.007(n \cdot L)^{0.8} / (P_2)^{0.5} S^{0.4}$$

Revised by: \_\_\_\_\_

Date: \_\_\_\_\_

Checked by: \_\_\_\_\_

Date: 8/30/2022

City of Colorado Springs Drainage  
Criteria Manual Eqn. 6-16

City of Colorado Springs Drainage  
Criteria Manual Eqn. 6-13City of Colorado Springs Drainage  
Criteria Manual Eqn. 6-17City of Colorado Springs Drainage  
Criteria Manual Eqn. 6-15

Minimum Time of Concentration 5.0 minutes

|                       |      |
|-----------------------|------|
| 2YR-24HR Rainfall, P2 | 2.10 |
|-----------------------|------|

| Post-Development                           |                              |                        |                  |                                       |                                      |                  |   |                              |                             |                              |                          |                |
|--|------------------------------|------------------------|------------------|---------------------------------------|--------------------------------------|------------------|---|------------------------------|-----------------------------|------------------------------|--------------------------|----------------|
| Drainage Area: H8                          |                              |                        |                  |                                       |                                      |                  |   |                              |                             |                              |                          |                |
|  |                              | Flow Length, L<br>(ft) | Slope, s (ft/ft) | Manning's Roughness<br>Coefficient, n | Two-year, 24-hr rainfall,<br>P2 (in) | Paved or Unpaved | Cross Sectional Area of<br>Flow, A (ft <sup>2</sup> ) | Wetted Perimeter, pw<br>(ft) | Hydraulic radius,<br>r (ft) | Average Velocity, V (ft/s)** | Travel Time, Tt<br>(min) | Lag Time (min) |
| SHEET                                      | T1 SHEET FLOW                | 300.00                 | 0.080            | 0.10                                  | 2.10                                 |                  |   |                              |                             |                              | 12.09                    |                |
| SHALLOW CONCENTRATED                       | T2 SHALLOW CONCENTRATED FLOW | 600.00                 | 0.080            |                                       |                                      | U                |   |                              |                             | 4.56                         | 2.19                     |                |
| Post-Development Time of Concentration, H8 |                              |                        |                  |                                       |                                      |                  |   |                              |                             |                              | 14.29                    | 8.57           |
| Post-Development                           |                              |                        |                  |                                       |                                      |                  |   |                              |                             |                              |                          |                |
| Drainage Area: H9                          |                              |                        |                  |                                       |                                      |                  |   |                              |                             |                              |                          |                |
|  |                              | Flow Length, L<br>(ft) | Slope, s (ft/ft) | Manning's Roughness<br>Coefficient, n | Two-year, 24-hr rainfall,<br>P2 (in) | Paved or Unpaved | Cross Sectional Area of<br>Flow, A (ft <sup>2</sup> ) | Wetted Perimeter, pw<br>(ft) | Hydraulic radius,<br>r (ft) | Average Velocity, V (ft/s)** | Travel Time, Tt<br>(min) | Lag Time (min) |
| SHEET                                      | T1 SHEET FLOW                | 300.00                 | 0.036            | 0.10                                  | 2.10                                 |                  |   |                              |                             |                              | 16.65                    |                |
| SHALLOW CONCENTRATED                       | T2 SHALLOW CONCENTRATED FLOW | 300.00                 | 0.060            |                                       |                                      | U                |   |                              |                             | 3.95                         | 1.27                     |                |
| CHANNEL                                    | T3 CHANNEL FLOW              | 230.00                 | 0.10             | 0.04                                  |                                      | U                | 64.00   | 32.98                        | 1.94                        | 18.33                        | 0.21                     |                |
| Post-Development Time of Concentration, H9 |                              |                        |                  |                                       |                                      |                  |   |                              |                             |                              | 18.12                    | 10.87          |
| Post-Development                           |                              |                        |                  |                                       |                                      |                  |   |                              |                             |                              |                          |                |
| Drainage Area: I1                          |                              |                        |                  |                                       |                                      |                  |   |                              |                             |                              |                          |                |
|  |                              | Flow Length, L<br>(ft) | Slope, s (ft/ft) | Manning's Roughness<br>Coefficient, n | Two-year, 24-hr rainfall,<br>P2 (in) | Paved or Unpaved | Cross Sectional Area of<br>Flow, A (ft <sup>2</sup> ) | Wetted Perimeter, pw<br>(ft) | Hydraulic radius,<br>r (ft) | Average Velocity, V (ft/s)** | Travel Time, Tt<br>(min) | Lag Time (min) |
| SHEET                                      | T1 SHEET FLOW                | 300.00                 | 0.038            | 0.10                                  | 2.10                                 |                  |   |                              |                             |                              | 16.29                    |                |
| SHALLOW CONCENTRATED                       | T2 SHALLOW CONCENTRATED FLOW | 65.00                  | 0.038            |                                       |                                      | U                |   |                              |                             | 3.14                         | 0.34                     |                |
| CHANNEL                                    | T3 CHANNEL FLOW              | 526.00                 | 0.04             | 0.04                                  |                                      | U                | 64.00   | 32.98                        | 1.94                        | 11.74                        | 0.75                     |                |
| Post-Development Time of Concentration, I1 |                              |                        |                  |                                       |                                      |                  |   |                              |                             |                              | 17.38                    | 10.43          |
| Post-Development                           |                              |                        |                  |                                       |                                      |                  |   |                              |                             |                              |                          |                |
| Drainage Area: I2                          |                              |                        |                  |                                       |                                      |                  |   |                              |                             |                              |                          |                |
|  |                              | Flow Length, L<br>(ft) | Slope, s (ft/ft) | Manning's Roughness<br>Coefficient, n | Two-year, 24-hr rainfall,<br>P2 (in) | Paved or Unpaved | Cross Sectional Area of<br>Flow, A (ft <sup>2</sup> ) | Wetted Perimeter, pw<br>(ft) | Hydraulic radius,<br>r (ft) | Average Velocity, V (ft/s)** | Travel Time, Tt<br>(min) | Lag Time (min) |
| SHEET                                      | T1 SHEET FLOW                | 300.00                 | 0.040            | 0.10                                  | 2.10                                 |                  |   |                              |                             |                              | 15.96                    |                |
| SHALLOW CONCENTRATED                       | T2 SHALLOW CONCENTRATED FLOW | 140.00                 | 0.030            |                                       |                                      | U                |   |                              |                             | 2.79                         | 0.84                     |                |
| Post-Development Time of Concentration, I2 |                              |                        |                  |                                       |                                      |                  |   |                              |                             |                              | 16.79                    | 10.08          |
| Post-Development                           |                              |                        |                  |                                       |                                      |                  |   |                              |                             |                              |                          |                |
| Drainage Area: J1                          |                              |                        |                  |                                       |                                      |                  |   |                              |                             |                              |                          |                |
|  |                              | Flow Length, L<br>(ft) | Slope, s (ft/ft) | Manning's Roughness<br>Coefficient, n | Two-year, 24-hr rainfall,<br>P2 (in) | Paved or Unpaved | Cross Sectional Area of<br>Flow, A (ft <sup>2</sup> ) | Wetted Perimeter, pw<br>(ft) | Hydraulic radius,<br>r (ft) | Average Velocity, V (ft/s)** | Travel Time, Tt<br>(min) | Lag Time (min) |
| SHEET                                      | T1 SHEET FLOW                | 244.00                 | 0.065            | 0.10                                  | 2.10                                 |                  |   |                              |                             |                              | 11.14                    |                |
| SHALLOW CONCENTRATED                       | T2 SHALLOW CONCENTRATED FLOW | 395.00                 | 0.110            |                                       |                                      | U                |   |                              |                             | 5.35                         | 1.23                     |                |
| CHANNEL                                    | T3 CHANNEL FLOW              |                        | 0.00             | 0.04                                  |                                      | U                | 64.00   | 32.98                        | 1.94                        | 2.46                         | 0.00                     |                |
| Post-Development Time of Concentration, J1 |                              |                        |                  |                                       |                                      |                  |   |                              |                             |                              | 12.37                    | 7.42           |



### Pre vs. Post Runoff Analysis

#### Time of Concentration

\* NOTES TO USER

## Project Information

Project Name: Winsome Filing 3

KHA Project #: 196106001

Designed by: **TOS**      Date: **8/30/2022**

Revised by: \_\_\_\_\_ Date: \_\_\_\_\_

Checked by: \_\_\_\_\_ Date: 8/30/2022

|                               |     |         |
|-------------------------------|-----|---------|
| Minimum Time of Concentration | 5.0 | minutes |
|-------------------------------|-----|---------|

|                       |      |
|-----------------------|------|
| 2YR-24HR Rainfall, P2 | 2.10 |
|-----------------------|------|

### CONCENTRATED FLOW EQN

$$T_i = L / (3600 \cdot V)$$

LAG TIME EQN

$$t_{lag} = 0.6 \cdot t_c$$

### Equations Used

**MANNINGS EQN**

$$V = 1.49 R_h^{2/3} S^{1/2} / n$$

SHEET FLOW EQN

$$T_i = 0.007(n \cdot L)^{0.8} / (P_2)^{0.5} S^{0.4}$$

City of Colorado Springs Drainage  
Criteria Manual Eqn. 6-16

City of Colorado Springs Drainage  
Criteria Manual Eqn. 6-13City of Colorado Springs Drainage  
Criteria Manual Eqn. 6-17City of Colorado Springs Drainage  
Criteria Manual Eqn. 6-15

|                              |                              |                        |                  |                                       |                                      |                  |   |                              |                             |                              |                          |                |
|------------------------------|------------------------------|------------------------|------------------|---------------------------------------|--------------------------------------|------------------|---|------------------------------|-----------------------------|------------------------------|--------------------------|----------------|
| 21R-24HR Rainfall, P2 = 2.10 |                              |                        |                  |                                       |                                      |                  |   |                              |                             |                              |                          |                |
| Post-Development             |                              |                        |                  |                                       |                                      |                  |   |                              |                             |                              |                          |                |
| Drainage Area: K1            |                              |                        |                  |                                       |                                      |                  |   |                              |                             |                              |                          |                |
|                              |                              | Flow Length, L<br>(ft) | Slope, s (ft/ft) | Manning's Roughness<br>Coefficient, n | Two-year, 24-hr rainfall,<br>P2 (in) | Paved or Unpaved | Cross Sectional Area of<br>Flow, A (ft <sup>2</sup> ) | Wetted Perimeter, pw<br>(ft) | Hydraulic radius,<br>r (ft) | Average Velocity, V (ft/s)** | Travel Time, tt<br>(min) | Lag Time (min) |
| SHEET                        | T1 SHEET FLOW                | 300.00                 | 0.083            | 0.10                                  | 2.10                                 |                  |   |                              |                             |                              | 11.92                    |                |
| SHALLOW CONCENTRATED         | T2 SHALLOW CONCENTRATED FLOW | 390.00                 | 0.043            |                                       |                                      | U                |   |                              |                             | 3.34                         |                          |                |
|                              |                              |                        |                  |                                       |                                      |                  | Post-Development Time of Concentration, K1            |                              |                             |                              | 13.86                    | 8.32           |

## Pre vs. Post Runoff Analysis Composite CN and Crat

Project Name: Winsome Filing 3  
 KHA Project #: 196106001  
 Designed by: TOS Date: 8/30/2022  
 Revised by: \_\_\_\_\_ Date: \_\_\_\_\_  
 Revised by: \_\_\_\_\_ Date: \_\_\_\_\_  
 Checked by: \_\_\_\_\_ Date: 8/30/2022

| Post-Development                 |   |                       |                       |               |                          |
|----------------------------------|---|-----------------------|-----------------------|---------------|--------------------------|
| Drainage Area: A2A               |   |                       |                       |               |                          |
| COVER DESCRIPTION                | HYDROLOGIC CONDITION OR COVER TYPE            | HYDROLOGIC SOIL GROUP | SCS CURVE NUMBER (CN) | AREA, A (ac.) | Initial Abstraction (in) |
| RESIDENTIAL                      | 5 acre (7% imp.)                              | B                     | 60.00                 | 15.39         |                          |
| RESIDENTIAL                      | 5 acre (7% imp.)                              | C                     | 72.00                 | 12.74         |                          |
| CUTSOM                           |   |                       |                       |               |                          |
| COMPOSITE SCS CURVE NUMBER - A2A |   | 65.43                 |                       | 28.13         | 0.528                    |
| Post-Development                 |   |                       |                       |               |                          |
| Drainage Area: A2B               |   |                       |                       |               |                          |
| COVER DESCRIPTION                | HYDROLOGIC CONDITION OR COVER TYPE            | HYDROLOGIC SOIL GROUP | SCS CURVE NUMBER (CN) | AREA, A (ac.) | Initial Abstraction (in) |
| RESIDENTIAL                      | 5 acre (7% imp.)                              | B                     | 60.00                 | 1.64          |                          |
| RESIDENTIAL                      | 5 acre (7% imp.)                              | C                     | 72.00                 | 7.23          |                          |
| CUTSOM                           |   |                       |                       |               |                          |
| COMPOSITE SCS CURVE NUMBER - A2B |   | 69.78                 |                       | 8.87          | 0.433                    |
| Post-Development                 |   |                       |                       |               |                          |
| Drainage Area: A3A               |   |                       |                       |               |                          |
| COVER DESCRIPTION                | HYDROLOGIC CONDITION OR COVER TYPE            | HYDROLOGIC SOIL GROUP | SCS CURVE NUMBER (CN) | AREA, A (ac.) | Initial Abstraction (in) |
| IMPERVIOUS                       | Paved: open ditches (including right-of-way)  | C                     | 92.00                 | 0.43          |                          |
| RESIDENTIAL                      | 5 acre (7% imp.)                              | C                     | 72.00                 | 7.82          |                          |
| COMPOSITE SCS CURVE NUMBER - A3A |   | 73.04                 |                       | 8.25          | 0.369                    |
| Post-Development                 |   |                       |                       |               |                          |
| Drainage Area: A3B               |   |                       |                       |               |                          |
| COVER DESCRIPTION                | HYDROLOGIC CONDITION OR COVER TYPE            | HYDROLOGIC SOIL GROUP | SCS CURVE NUMBER (CN) | AREA, A (ac.) | Initial Abstraction (in) |
| IMPERVIOUS                       | Paved: open ditches (including right-of-way)  | C                     | 92.00                 | 0.12          |                          |
| RESIDENTIAL                      | 5 acre (7% imp.)                              | C                     | 72.00                 | 9.09          |                          |
| AGRICULTURAL                     | Pasture, grassland or range (Fair Condition)  | C                     | 79.00                 | 4.01          |                          |
| CUTSOM                           |   |                       |                       |               |                          |
| COMPOSITE SCS CURVE NUMBER - A3B |   | 74.30                 |                       | 13.22         | 0.346                    |
| Post-Development                 |   |                       |                       |               |                          |
| Drainage Area: A3C               |   |                       |                       |               |                          |
| COVER DESCRIPTION                | HYDROLOGIC CONDITION OR COVER TYPE            | HYDROLOGIC SOIL GROUP | SCS CURVE NUMBER (CN) | AREA, A (ac.) | Initial Abstraction (in) |
| IMPERVIOUS                       | Paved: open ditches (including right-of-way)  | C                     | 92.00                 | 0.00          |                          |
| RESIDENTIAL                      | 5 acre (7% imp.)                              | C                     | 72.00                 | 2.95          |                          |
| AGRICULTURAL                     | Pasture, grassland or range (Fair Condition)  | C                     | 79.00                 | 8.71          |                          |
| CUTSOM                           |   |                       |                       |               |                          |
| COMPOSITE SCS CURVE NUMBER - A3C |   | 77.23                 |                       | 11.66         | 0.295                    |
| Post-Development                 |   |                       |                       |               |                          |
| Drainage Area: G1                |   |                       |                       |               |                          |
| COVER DESCRIPTION                | HYDROLOGIC CONDITION OR COVER TYPE            | HYDROLOGIC SOIL GROUP | SCS CURVE NUMBER (CN) | AREA, A (ac.) | Initial Abstraction (in) |
| IMPERVIOUS                       | Paved: open ditches (including right-of-way)  | C                     | 92.00                 | 0.24          |                          |
| RESIDENTIAL                      | 5 acre (7% imp.)                              | C                     | 72.00                 | 10.03         |                          |
| RESIDENTIAL                      | 5 acre (7% imp.)                              | B                     | 60.00                 | 0.83          |                          |
| WOODS                            | WOODS, Fair condition (grass cover 50 to 75%) | B                     | 60.00                 | 9.08          |                          |
| WOODS                            | WOODS, Fair condition (grass cover 50 to 75%) | C                     | 73.00                 | 4.61          |                          |
| CUTSOM                           |   |                       |                       |               |                          |
| COMPOSITE SCS CURVE NUMBER - G1  |   | 67.58                 |                       | 24.79         | 0.480                    |

## Pre vs. Post Runoff Analysis Composite CN and Crat

Project Name: Winsome Filing 3  
 KHA Project #: 196106001  
 Designed by: TOS Date: 8/30/2022  
 Revised by: \_\_\_\_\_ Date: \_\_\_\_\_  
 Revised by: \_\_\_\_\_ Date: \_\_\_\_\_  
 Checked by: \_\_\_\_\_ Date: 8/30/2022

| Post-Development                 |   |                       |                       |               |                          |
|----------------------------------|---|-----------------------|-----------------------|---------------|--------------------------|
| Drainage Area: G2A               |   |                       |                       |               |                          |
| COVER DESCRIPTION                | HYDROLOGIC CONDITION OR COVER TYPE            | HYDROLOGIC SOIL GROUP | SCS CURVE NUMBER (CN) | AREA, A (ac.) | Initial Abstraction (in) |
| IMPERVIOUS                       | Paved: open ditches (including right-of-way)  | C                     | 92.00                 | 0.28          |                          |
| RESIDENTIAL                      | 5 acre (7% imp.)                              | C                     | 72.00                 | 13.28         |                          |
| AGRICULTURAL                     | Pasture, grassland or range (Fair Condition)  | C                     | 79.00                 | 5.04          |                          |
| CUTSOM                           |   |                       |                       |               |                          |
| COMPOSITE SCS CURVE NUMBER - G2A |   | 74.20                 |                       | 18.60         | 0.348                    |
| Post-Development                 |   |                       |                       |               |                          |
| Drainage Area: G2B               |   |                       |                       |               |                          |
| COVER DESCRIPTION                | HYDROLOGIC CONDITION OR COVER TYPE            | HYDROLOGIC SOIL GROUP | SCS CURVE NUMBER (CN) | AREA, A (ac.) | Initial Abstraction (in) |
| IMPERVIOUS                       | Paved: open ditches (including right-of-way)  | C                     | 92.00                 | 0.31          |                          |
| RESIDENTIAL                      | 5 acre (7% imp.)                              | C                     | 72.00                 | 2.46          |                          |
| AGRICULTURAL                     | Pasture, grassland or range (Fair Condition)  | C                     | 79.00                 | 0.00          |                          |
| CUTSOM                           |   |                       |                       |               |                          |
| COMPOSITE SCS CURVE NUMBER - G2B |   | 74.24                 |                       | 2.77          | 0.347                    |
| Post-Development                 |   |                       |                       |               |                          |
| Drainage Area: H1                |   |                       |                       |               |                          |
| COVER DESCRIPTION                | HYDROLOGIC CONDITION OR COVER TYPE            | HYDROLOGIC SOIL GROUP | SCS CURVE NUMBER (CN) | AREA, A (ac.) | Initial Abstraction (in) |
| IMPERVIOUS                       | Paved: open ditches (including right-of-way)  | C                     | 92.00                 | 0.32          |                          |
| RESIDENTIAL                      | 5 acre (7% imp.)                              | C                     | 72.00                 | 10.65         |                          |
| RESIDENTIAL                      | 5 acre (7% imp.)                              | B                     | 60.00                 | 2.79          |                          |
| CUTSOM                           |   |                       |                       |               |                          |
| COMPOSITE SCS CURVE NUMBER - H1  |   | 70.03                 |                       | 13.76         | 0.428                    |
| Post-Development                 |   |                       |                       |               |                          |
| Drainage Area: H2                |   |                       |                       |               |                          |
| COVER DESCRIPTION                | HYDROLOGIC CONDITION OR COVER TYPE            | HYDROLOGIC SOIL GROUP | SCS CURVE NUMBER (CN) | AREA, A (ac.) | Initial Abstraction (in) |
| IMPERVIOUS                       | Paved: open ditches (including right-of-way)  | C                     | 92.00                 | 0.65          |                          |
| RESIDENTIAL                      | 5 acre (7% imp.)                              | B                     | 60.00                 | 24.64         |                          |
| RESIDENTIAL                      | 5 acre (7% imp.)                              | C                     | 72.00                 | 12.91         |                          |
| AGRICULTURAL                     | Pasture, grassland or range (Fair Condition)  | C                     | 79.00                 | 0.89          |                          |
| CUTSOM                           |   |                       |                       |               |                          |
| COMPOSITE SCS CURVE NUMBER - H2  |   | 64.93                 |                       | 39.09         | 0.540                    |
| Post-Development                 |   |                       |                       |               |                          |
| Drainage Area: H3A               |   |                       |                       |               |                          |
| COVER DESCRIPTION                | HYDROLOGIC CONDITION OR COVER TYPE            | HYDROLOGIC SOIL GROUP | SCS CURVE NUMBER (CN) | AREA, A (ac.) | Initial Abstraction (in) |
| IMPERVIOUS                       | Paved: open ditches (including right-of-way)  | C                     | 92.00                 | 0.16          |                          |
| RESIDENTIAL                      | 5 acre (7% imp.)                              | B                     | 60.00                 | 0.00          |                          |
| RESIDENTIAL                      | 5 acre (7% imp.)                              | C                     | 72.00                 | 1.18          |                          |
| WOODS                            | WOODS, Fair condition (grass cover 50 to 75%) | B                     | 60.00                 | 0.87          |                          |
| AGRICULTURAL                     | Pasture, grassland or range (Fair Condition)  | C                     | 79.00                 | 0.87          |                          |
| CUTSOM                           |   |                       |                       |               |                          |
| COMPOSITE SCS CURVE NUMBER - H3A |   | 71.60                 |                       | 3.08          | 0.397                    |
| Post-Development                 |   |                       |                       |               |                          |
| Drainage Area: H3B               |   |                       |                       |               |                          |
| COVER DESCRIPTION                | HYDROLOGIC CONDITION OR COVER TYPE            | HYDROLOGIC SOIL GROUP | SCS CURVE NUMBER (CN) | AREA, A (ac.) | Initial Abstraction (in) |
| IMPERVIOUS                       | Paved: open ditches (including right-of-way)  | C                     | 92.00                 | 0.18          |                          |
| RESIDENTIAL                      | 5 acre (7% imp.)                              | B                     | 60.00                 | 0.00          |                          |
| RESIDENTIAL                      | 5 acre (7% imp.)                              | C                     | 72.00                 | 1.16          |                          |
| WOODS                            | WOODS, Fair condition (grass cover 50 to 75%) | B                     | 60.00                 | 0.69          |                          |
| AGRICULTURAL                     | Pasture, grassland or range (Fair Condition)  | C                     | 79.00                 | 0.69          |                          |
| CUTSOM                           |   |                       |                       |               |                          |
| COMPOSITE SCS CURVE NUMBER - H3B |   | 72.02                 |                       | 2.71          | 0.388                    |

## Pre vs. Post Runoff Analysis Composite CN and Crat

Project Name: Winsome Filing 3  
 KHA Project #: 196106001  
 Designed by: TOS Date: 8/30/2022  
 Revised by: \_\_\_\_\_ Date: \_\_\_\_\_  
 Revised by: \_\_\_\_\_ Date: \_\_\_\_\_  
 Checked by: \_\_\_\_\_ Date: 8/30/2022

| Post-Development                 |  |                       |                       |               |                          |
|----------------------------------|--|-----------------------|-----------------------|---------------|--------------------------|
| Drainage Area: H4                |  |                       |                       |               |                          |
| COVER DESCRIPTION                | HYDROLOGIC CONDITION OR COVER TYPE           | HYDROLOGIC SOIL GROUP | SCS CURVE NUMBER (CN) | AREA, A (ac.) | Initial Abstraction (in) |
| IMPERVIOUS                       | Paved: open ditches (including right-of-way) | C                     | 92.00                 | 0.25          |                          |
| RESIDENTIAL                      | 5 acre (7% imp.)                             | C                     | 72.00                 | 18.06         |                          |
| AGRICULTURAL                     | Pasture, grassland or range (Fair Condition) | C                     | 79.00                 | 8.69          |                          |
| CUTSOM                           |  |                       |                       |               |                          |
| COMPOSITE SCS CURVE NUMBER - H4  |  | 74.44                 |                       | 27.00         | 0.343                    |
| Post-Development                 |  |                       |                       |               |                          |
| Drainage Area: H5A               |  |                       |                       |               |                          |
| COVER DESCRIPTION                | HYDROLOGIC CONDITION OR COVER TYPE           | HYDROLOGIC SOIL GROUP | SCS CURVE NUMBER (CN) | AREA, A (ac.) | Initial Abstraction (in) |
| IMPERVIOUS                       | Paved: open ditches (including right-of-way) | C                     | 92.00                 | 0.00          |                          |
| RESIDENTIAL                      | 5 acre (7% imp.)                             | C                     | 72.00                 | 3.93          |                          |
| AGRICULTURAL                     | Pasture, grassland or range (Fair Condition) | C                     | 79.00                 | 5.10          |                          |
| CUTSOM                           |  |                       |                       |               |                          |
| COMPOSITE SCS CURVE NUMBER - H5A |  | 75.95                 |                       | 9.03          | 0.317                    |
| Post-Development                 |  |                       |                       |               |                          |
| Drainage Area: H5B               |  |                       |                       |               |                          |
| COVER DESCRIPTION                | HYDROLOGIC CONDITION OR COVER TYPE           | HYDROLOGIC SOIL GROUP | SCS CURVE NUMBER (CN) | AREA, A (ac.) | Initial Abstraction (in) |
| IMPERVIOUS                       | Paved: open ditches (including right-of-way) | C                     | 92.00                 | 0.00          |                          |
| RESIDENTIAL                      | 5 acre (7% imp.)                             | C                     | 72.00                 | 7.85          |                          |
| AGRICULTURAL                     | Pasture, grassland or range (Fair Condition) | C                     | 79.00                 | 2.63          |                          |
| CUTSOM                           |  |                       |                       |               |                          |
| COMPOSITE SCS CURVE NUMBER - H5B |  | 73.76                 |                       | 10.48         | 0.356                    |
| Post-Development                 |  |                       |                       |               |                          |
| Drainage Area: H6A               |  |                       |                       |               |                          |
| COVER DESCRIPTION                | HYDROLOGIC CONDITION OR COVER TYPE           | HYDROLOGIC SOIL GROUP | SCS CURVE NUMBER (CN) | AREA, A (ac.) | Initial Abstraction (in) |
| IMPERVIOUS                       | Paved: open ditches (including right-of-way) | C                     | 92.00                 | 0.00          |                          |
| RESIDENTIAL                      | 5 acre (7% imp.)                             | C                     | 72.00                 | 8.17          |                          |
| AGRICULTURAL                     | Pasture, grassland or range (Fair Condition) | C                     | 79.00                 | 8.47          |                          |
| CUTSOM                           |  |                       |                       |               |                          |
| COMPOSITE SCS CURVE NUMBER - H6A |  | 75.56                 |                       | 16.64         | 0.323                    |
| Post-Development                 |  |                       |                       |               |                          |
| Drainage Area: H6B               |  |                       |                       |               |                          |
| COVER DESCRIPTION                | HYDROLOGIC CONDITION OR COVER TYPE           | HYDROLOGIC SOIL GROUP | SCS CURVE NUMBER (CN) | AREA, A (ac.) | Initial Abstraction (in) |
| IMPERVIOUS                       | Paved: open ditches (including right-of-way) | C                     | 92.00                 | 0.64          |                          |
| RESIDENTIAL                      | 5 acre (7% imp.)                             | C                     | 72.00                 | 8.48          |                          |
| AGRICULTURAL                     | Pasture, grassland or range (Fair Condition) | C                     | 79.00                 | 4.73          |                          |
| AGRICULTURAL                     | Pasture, grassland or range (Fair Condition) | D                     | 84.00                 | 2.11          |                          |
| CUTSOM                           |  |                       |                       |               |                          |
| COMPOSITE SCS CURVE NUMBER - H6B |  | 76.47                 |                       | 15.96         | 0.308                    |
| Post-Development                 |  |                       |                       |               |                          |
| Drainage Area: H7A               |  |                       |                       |               |                          |
| COVER DESCRIPTION                | HYDROLOGIC CONDITION OR COVER TYPE           | HYDROLOGIC SOIL GROUP | SCS CURVE NUMBER (CN) | AREA, A (ac.) | Initial Abstraction (in) |
| IMPERVIOUS                       | Paved: open ditches (including right-of-way) | C                     | 92.00                 | 0.63          |                          |
| RESIDENTIAL                      | 5 acre (7% imp.)                             | C                     | 72.00                 | 6.17          |                          |
| RESIDENTIAL                      | 5 acre (7% imp.)                             | B                     | 60.00                 | 0.88          |                          |
| AGRICULTURAL                     | Pasture, grassland or range (Fair Condition) | C                     | 79.00                 | 0.82          |                          |
| CUTSOM                           |  |                       |                       |               |                          |
| COMPOSITE SCS CURVE NUMBER - H7A |  | 72.92                 |                       | 8.50          | 0.371                    |

## Pre vs. Post Runoff Analysis Composite CN and Crat

Project Name: Winsome Filing 3  
 KHA Project #: 196106001  
 Designed by: TOS Date: 8/30/2022  
 Revised by: \_\_\_\_\_ Date: \_\_\_\_\_  
 Revised by: \_\_\_\_\_ Date: \_\_\_\_\_  
 Checked by: \_\_\_\_\_ Date: 8/30/2022

| Post-Development                 |  |                       |                       |               |                          |
|----------------------------------|--|-----------------------|-----------------------|---------------|--------------------------|
| Drainage Area: H7B               |  |                       |                       |               |                          |
| COVER DESCRIPTION                | HYDROLOGIC CONDITION OR COVER TYPE           | HYDROLOGIC SOIL GROUP | SCS CURVE NUMBER (CN) | AREA, A (ac.) | Initial Abstraction (in) |
| IMPERVIOUS                       | Paved; open ditches (including right-of-way) | C                     | 92.00                 | 0.31          |                          |
| RESIDENTIAL                      | 5 acre (7% imp.)                             | C                     | 72.00                 | 14.64         |                          |
| RESIDENTIAL                      | 5 acre (7% imp.)                             | B                     | 60.00                 | 1.77          |                          |
| AGRICULTURAL                     | Pasture, grassland or range (Fair Condition) | C                     | 79.00                 | 0.63          |                          |
| CUTSOM                           |  |                       |                       |               |                          |
| COMPOSITE SCS CURVE NUMBER - H7B |  |                       | 71.39                 | 17.35         | 0.401                    |
|                                  |  |                       |                       |               |                          |
| Post-Development                 |  |                       |                       |               |                          |
| Drainage Area: H8                |  |                       |                       |               |                          |
| COVER DESCRIPTION                | HYDROLOGIC CONDITION OR COVER TYPE           | HYDROLOGIC SOIL GROUP | SCS CURVE NUMBER (CN) | AREA, A (ac.) | Initial Abstraction (in) |
| IMPERVIOUS                       | Paved; open ditches (including right-of-way) | B                     | 89.00                 | 0.13          |                          |
| IMPERVIOUS                       | Paved; open ditches (including right-of-way) | C                     | 92.00                 | 0.17          |                          |
| RESIDENTIAL                      | 5 acre (7% imp.)                             | B                     | 60.00                 | 1.72          |                          |
| RESIDENTIAL                      | 5 acre (7% imp.)                             | C                     | 72.00                 | 0.95          |                          |
| AGRICULTURAL                     | Pasture, grassland or range (Fair Condition) | B                     | 69.00                 | 0.77          |                          |
| AGRICULTURAL                     | Pasture, grassland or range (Fair Condition) | D                     | 84.00                 | 2.13          |                          |
| AGRICULTURAL                     | Pasture, grassland or range (Fair Condition) | C                     | 79.00                 | 2.90          |                          |
| CUTSOM                           |  |                       |                       |               |                          |
| COMPOSITE SCS CURVE NUMBER - H8  |  |                       | 75.25                 | 8.77          | 0.329                    |
|                                  |  |                       |                       |               |                          |
| Post-Development                 |  |                       |                       |               |                          |
| Drainage Area: H9                |  |                       |                       |               |                          |
| COVER DESCRIPTION                | HYDROLOGIC CONDITION OR COVER TYPE           | HYDROLOGIC SOIL GROUP | SCS CURVE NUMBER (CN) | AREA, A (ac.) | Initial Abstraction (in) |
| RESIDENTIAL                      | 5 acre (7% imp.)                             | C                     | 72.00                 | 6.31          |                          |
| RESIDENTIAL                      | 5 acre (7% imp.)                             | B                     | 60.00                 | 0.23          |                          |
| CUTSOM                           |  |                       |                       |               |                          |
| COMPOSITE SCS CURVE NUMBER - H9  |  |                       | 71.58                 | 6.54          | 0.397                    |
|                                  |  |                       |                       |               |                          |
| Post-Development                 |  |                       |                       |               |                          |
| Drainage Area: I1                |  |                       |                       |               |                          |
| COVER DESCRIPTION                | HYDROLOGIC CONDITION OR COVER TYPE           | HYDROLOGIC SOIL GROUP | SCS CURVE NUMBER (CN) | AREA, A (ac.) | Initial Abstraction (in) |
| IMPERVIOUS                       | Paved; open ditches (including right-of-way) | C                     | 92.00                 | 0.93          |                          |
| RESIDENTIAL                      | 5 acre (7% imp.)                             | C                     | 72.00                 | 5.89          |                          |
| AGRICULTURAL                     | Pasture, grassland or range (Fair Condition) | C                     | 79.00                 | 0.00          |                          |
| CUTSOM                           |  |                       |                       |               |                          |
| COMPOSITE SCS CURVE NUMBER - I1  |  |                       | 74.72                 | 6.82          | 0.338                    |
|                                  |  |                       |                       |               |                          |
| Post-Development                 |  |                       |                       |               |                          |
| Drainage Area: I2                |  |                       |                       |               |                          |
| COVER DESCRIPTION                | HYDROLOGIC CONDITION OR COVER TYPE           | HYDROLOGIC SOIL GROUP | SCS CURVE NUMBER (CN) | AREA, A (ac.) | Initial Abstraction (in) |
| IMPERVIOUS                       | Paved; open ditches (including right-of-way) | C                     | 92.00                 | 0.65          |                          |
| RESIDENTIAL                      | 5 acre (7% imp.)                             | C                     | 72.00                 | 14.12         |                          |
| AGRICULTURAL                     | Pasture, grassland or range (Fair Condition) | C                     | 79.00                 | 0.03          |                          |
| CUTSOM                           |  |                       |                       |               |                          |
| COMPOSITE SCS CURVE NUMBER - I2  |  |                       | 72.89                 | 14.80         | 0.372                    |
|                                  |  |                       |                       |               |                          |
| Post-Development                 |  |                       |                       |               |                          |
| Drainage Area: J1                |  |                       |                       |               |                          |
| COVER DESCRIPTION                | HYDROLOGIC CONDITION OR COVER TYPE           | HYDROLOGIC SOIL GROUP | SCS CURVE NUMBER (CN) | AREA, A (ac.) | Initial Abstraction (in) |
| IMPERVIOUS                       | Paved; open ditches (including right-of-way) | B                     | 89.00                 | 0.00          |                          |
| RESIDENTIAL                      | 5 acre (7% imp.)                             | B                     | 60.00                 | 10.14         |                          |
| CUTSOM                           |  |                       |                       |               |                          |
| COMPOSITE SCS CURVE NUMBER - J1  |  |                       | 60.00                 | 10.14         | 0.667                    |

Pre vs. Post Runoff Analysis  
Composite CN and Crat

Project Name: Winsome Filing 3

KHA Project #: 196106001

Designed by: TOS

Revised by:

Checked by:

Date: 8/30/2022

Date:

Date:

Date: 8/30/2022

| Post-Development                |  |                       |                       |               |                          |
|---------------------------------|--|-----------------------|-----------------------|---------------|--------------------------|
| Drainage Area: K1               |  |                       |                       |               |                          |
| COVER DESCRIPTION               | HYDROLOGIC CONDITION OR COVER TYPE           | HYDROLOGIC SOIL GROUP | SCS CURVE NUMBER (CN) | AREA, A (ac.) | Initial Abstraction (in) |
| RESIDENTIAL                     | 5 acre (7% imp.)                             | B                     | 60.00                 | 3.56          |                          |
| RESIDENTIAL                     | 5 acre (7% imp.)                             | C                     | 72.00                 | 13.94         |                          |
| AGRICULTURAL                    | Pasture, grassland or range (Fair Condition) | C                     | 79.00                 | 0.00          |                          |
| CUTSOM                          |  |                       |                       |               |                          |
| COMPOSITE SCS CURVE NUMBER - K1 |  | 69.56                 |                       | 17.50         | 0.438                    |



### C Value Table

Project Name: Winsome Filing 3

KHA Project #: 196106001

Designed by: TOS Date: 12/9/2021

Revised by: \_\_\_\_\_ Date: \_\_\_\_\_

Revised by: \_\_\_\_\_ Date: \_\_\_\_\_

Checked by: BAH Date: 12/8/2021

|   |       | Hydrologic Soil Type |      |      |      |                               |
|---|-------|----------------------|------|------|------|-------------------------------|
| Land Cover                                      | Imp % | A                    | B    | C    | D    | Source                        |
| 5 acre Residential Lot                          | 7%    | 51.0                 | 60.0 | 72.0 | 77.0 | Winsome PDR                   |
| Pasture, grassland or range<br>(Fair Condition) | 2%    | 49.0                 | 69.0 | 79.0 | 84.0 | El Paso County DCM Table 6-10 |
| Woods (Fair Condition)                          | 2%    | 36.0                 | 60.0 | 73.0 | 79.0 | El Paso County DCM Table 6-10 |
| Roadway, paved w/ ROW                           | 100%  | 83.0                 | 89.0 | 92.0 | 93.0 | El Paso County DCM Table 6-10 |

## Imperviousness Table

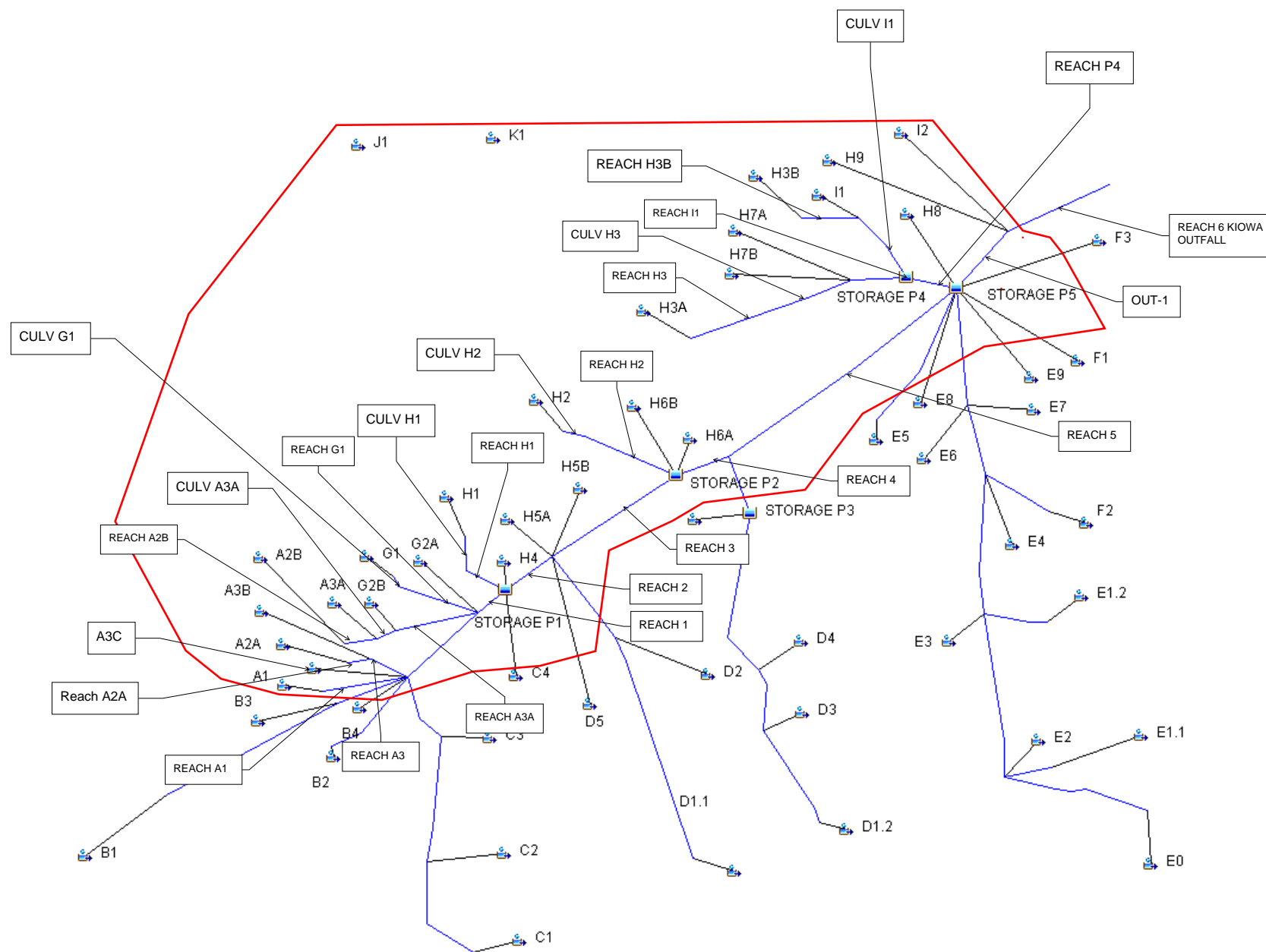
|                |                  |                 |
|----------------|------------------|-----------------|
| Project Name:  | Winsome Filing 3 |                 |
| KHA Project #: | 196106001        |                 |
| Designed by:   | TOS              | Date: 8/30/2022 |
| Checked by:    |                  | Date: 8/30/2022 |

|           |           | Impervious Areas            |                         |                |                                |                  |
|-----------|-----------|-----------------------------|-------------------------|----------------|--------------------------------|------------------|
| Basin     | Area (ac) | Historic Flow Analysis (2%) | 5-acre Residential (7%) | Roadway (100%) | Modified Area for UD-Detention | Imperviousness % |
| WQ Pond 1 |           |                             |                         |                |                                |                  |
| A2B       | 8.87      | 0.00                        | 8.87                    | 0.00           |                                | 7.0%             |
| A3A       | 8.25      | 0.00                        | 7.82                    | 0.43           |                                | 11.8%            |
| G2A       | 18.60     | 5.04                        | 13.28                   | 0.28           |                                | 7.0%             |
| G2B       | 2.77      | 0.00                        | 2.46                    | 0.31           |                                | 17.4%            |
| G1        | 24.79     | 13.69                       | 10.85                   | 0.24           |                                | 5.1%             |
| Total     | 63.28     |                             |                         | 1.26           |                                | 2%*              |
| Pond 1    |           |                             |                         |                |                                |                  |
| H1        | 13.76     | 0.0%                        | 97.7%                   | 2.3%           | --                             | 9.2%             |
| H4        | 27.00     | 32.2%                       | 66.9%                   | 0.9%           | --                             | 6.3%             |
| Total     | 40.76     |                             |                         |                | 45.5                           | 7.2%             |
| Pond 2    |           |                             |                         |                |                                |                  |
| H6B       | 15.96     | 42.8%                       | 53.1%                   | 4.0%           | --                             | 8.6%             |
| H2        | 39.09     | 2.3%                        | 96.1%                   | 1.7%           | --                             | 8.4%             |
| Total     | 55.05     |                             |                         |                | 67.90                          | 8.5%             |
| Pond 4    |           |                             |                         |                |                                |                  |
| H3A       | 3.08      | 56.6%                       | 38.4%                   | 5.1%           | --                             | 8.9%             |
| H3B       | 2.71      | 50.9%                       | 42.6%                   | 6.5%           |                                | 10.5%            |
| H7A       | 8.50      | 9.6%                        | 82.9%                   | 7.4%           | --                             | 13.4%            |
| H7B       | 17.35     | 3.6%                        | 94.6%                   | 1.8%           | --                             | 8.5%             |
| H8        | 8.77      | 66.1%                       | 30.4%                   | 3.4%           | --                             | 6.9%             |
| I1        | 6.82      | 0.0%                        | 86.4%                   | 13.6%          | --                             | 19.6%            |
| Total     | 47.22     |                             |                         |                | 59.25                          | 10.8%            |

\*: WQ Pond only treats roadway runoff.

| Basin ID | Area  | Imperviousness % |
|----------|-------|------------------|
| A2A      | 28.13 | 7.0%             |
| A2B      | 8.87  | 7.0%             |
| A3A      | 8.25  | 11.8%            |
| A3B      | 13.22 | 6.3%             |
| A3C      | 11.66 | 3.3%             |
| G1       | 24.79 | 5.1%             |
| G2A      | 18.60 | 7.0%             |
| G2B      | 2.77  | 17.4%            |
| H1       | 13.76 | 9.2%             |
| H2       | 39.09 | 8.4%             |
| H3A      | 3.08  | 8.9%             |
| H3B      | 2.71  | 10.5%            |
| H4       | 27.00 | 6.3%             |
| H5A      | 9.03  | 4.2%             |
| H5B      | 10.48 | 5.7%             |
| H6A      | 16.64 | 4.5%             |
| H6B      | 15.96 | 8.6%             |
| H7A      | 8.50  | 13.4%            |
| H7B      | 17.35 | 8.5%             |
| H8       | 8.77  | 6.9%             |
| H9       | 6.54  | 7.0%             |
| I1       | 6.82  | 19.6%            |
| I2       | 14.80 | 11.1%            |
| J1       | 10.14 | 7.0%             |
| K1       | 17.50 | 7.0%             |

PROPOSED CONDITIONS HEC-HMS LAYOUT  
WINSOME FILING NO. 3



Project: Winsome\_Fil\_3 Simulation Run: Prop Basin 5yr

Start of Run: 26Feb2019, 00:00  
 End of Run: 27Feb2019, 12:00  
 Compute Time: 30Aug2022, 15:00:27

Basin Model: Proposed Basins  
 Meteorologic Model: Prop Basins 5yr  
 Control Specifications: Control 1

| Hydrologic Element | Drainage Area (MI <sup>2</sup> ) | Peak Discharge (CFS) | Time of Peak     | Volume (AC-FT) |
|--------------------|----------------------------------|----------------------|------------------|----------------|
| Reach-P3           | 0.26                             | 21.0                 | 26Feb2019, 12:30 | 3.2            |
| CULV D4            | 0.20                             | 18.8                 | 26Feb2019, 12:19 | 2.7            |
| Reach-D6           | 0.20                             | 18.7                 | 26Feb2019, 12:23 | 2.7            |
| Reach-D4           | 0.14                             | 13.2                 | 26Feb2019, 12:24 | 1.8            |
| Reach-D3           | 0.08                             | 5.7                  | 26Feb2019, 12:24 | 0.8            |
| CULV D3            | 0.14                             | 13.2                 | 26Feb2019, 12:19 | 1.8            |
| STORAGE P3         | 0.26                             | 21.0                 | 26Feb2019, 12:29 | 3.2            |
| EX CULV D1.2       | 0.08                             | 5.8                  | 26Feb2019, 12:18 | 0.8            |
| D1.2               | 0.08                             | 5.8                  | 26Feb2019, 12:18 | 0.8            |
| D3                 | 0.06                             | 8.1                  | 26Feb2019, 12:15 | 1.0            |
| A1                 | 1.35                             | 84.1                 | 26Feb2019, 12:26 | 13.7           |
| H6A                | 0.03                             | 11.6                 | 26Feb2019, 12:03 | 0.4            |
| H6B                | 0.02                             | 15.5                 | 26Feb2019, 12:01 | 0.5            |
| Reach-C1           | 0.25                             | 20.9                 | 26Feb2019, 12:17 | 2.6            |
| REACH A1           | 1.35                             | 83.8                 | 26Feb2019, 12:31 | 13.7           |
| Reach-C2           | 0.29                             | 23.8                 | 26Feb2019, 12:20 | 2.9            |
| CULV A3A           | 0.03                             | 7.0                  | 26Feb2019, 12:03 | 0.4            |
| Reach-G1           | 0.04                             | 3.0                  | 26Feb2019, 12:11 | 0.3            |
| EX CULV C1         | 0.25                             | 21.0                 | 26Feb2019, 12:14 | 2.6            |
| Reach-3            | 8.48                             | 390.9                | 26Feb2019, 12:48 | 86.8           |
| Reach-2            | 8.07                             | 376.2                | 26Feb2019, 12:48 | 82.3           |
| CULV H1            | 0.02                             | 4.6                  | 26Feb2019, 12:04 | 0.3            |
| Reach-1            | 7.97                             | 371.6                | 26Feb2019, 12:45 | 81.3           |
| CULV H2            | 0.06                             | 8.9                  | 26Feb2019, 12:03 | 0.7            |
| B1                 | 5.99                             | 286.7                | 26Feb2019, 12:42 | 60.5           |
| B2                 | 0.02                             | 3.3                  | 26Feb2019, 12:07 | 0.3            |
| EX CULV D1.1       | 0.25                             | 20.8                 | 26Feb2019, 12:14 | 2.5            |

| Hydrologic Element | Drainage Area (MI <sup>2</sup> ) | Peak Discharge (CFS) | Time of Peak     | Volume (AC-FT) |
|--------------------|----------------------------------|----------------------|------------------|----------------|
| B3                 | 0.09                             | 6.8                  | 26Feb2019, 12:15 | 0.9            |
| B4                 | 0.06                             | 5.5                  | 26Feb2019, 12:16 | 0.7            |
| STORAGE P2         | 0.09                             | 10.6                 | 26Feb2019, 12:11 | 1.1            |
| STORAGE P1         | 0.06                             | 8.6                  | 26Feb2019, 12:16 | 0.9            |
| Reach-D5           | 0.36                             | 31.4                 | 26Feb2019, 12:22 | 3.9            |
| CULV D2            | 0.36                             | 31.5                 | 26Feb2019, 12:18 | 3.9            |
| Reach-H2           | 0.06                             | 8.9                  | 26Feb2019, 12:05 | 0.7            |
| Reach-H1           | 0.02                             | 4.6                  | 26Feb2019, 12:09 | 0.3            |
| Reach-A3A          | 0.03                             | 9.6                  | 26Feb2019, 12:03 | 0.6            |
| G1                 | 0.04                             | 3.1                  | 26Feb2019, 12:05 | 0.3            |
| CULV G1            | 0.04                             | 3.1                  | 26Feb2019, 12:05 | 0.3            |
| C1                 | 0.25                             | 21.0                 | 26Feb2019, 12:14 | 2.6            |
| C2                 | 0.04                             | 3.1                  | 26Feb2019, 12:11 | 0.4            |
| C3                 | 0.03                             | 3.8                  | 26Feb2019, 12:09 | 0.4            |
| CULV C3            | 0.31                             | 26.5                 | 26Feb2019, 12:18 | 3.3            |
| A2B                | 0.01                             | 2.3                  | 26Feb2019, 12:04 | 0.2            |
| C4                 | 0.04                             | 1.9                  | 26Feb2019, 12:16 | 0.2            |
| G2B                | 0.00                             | 2.6                  | 26Feb2019, 12:00 | 0.1            |
| CULV C2            | 0.29                             | 23.8                 | 26Feb2019, 12:16 | 2.9            |
| G2A                | 0.03                             | 12.9                 | 26Feb2019, 12:01 | 0.5            |
| Reach-D1.1         | 0.25                             | 20.7                 | 26Feb2019, 12:20 | 2.5            |
| Reach-B4-3         | 0.31                             | 26.5                 | 26Feb2019, 12:19 | 3.3            |
| H1                 | 0.02                             | 4.6                  | 26Feb2019, 12:04 | 0.3            |
| Reach-A2B          | 0.01                             | 2.2                  | 26Feb2019, 12:10 | 0.2            |
| H2                 | 0.06                             | 8.9                  | 26Feb2019, 12:03 | 0.7            |
| H4                 | 0.04                             | 15.4                 | 26Feb2019, 12:05 | 0.6            |
| D2                 | 0.11                             | 11.8                 | 26Feb2019, 12:12 | 1.4            |
| A3A                | 0.01                             | 5.7                  | 26Feb2019, 12:01 | 0.3            |
| D1.1               | 0.25                             | 20.8                 | 26Feb2019, 12:14 | 2.5            |
| A3B                | 0.02                             | 9.1                  | 26Feb2019, 12:01 | 0.3            |
| CULV B2            | 0.02                             | 3.3                  | 26Feb2019, 12:07 | 0.3            |

| Hydrologic Element | Drainage Area (MI <sup>2</sup> ) | Peak Discharge (CFS) | Time of Peak     | Volume (AC-FT) |
|--------------------|----------------------------------|----------------------|------------------|----------------|
| A3C                | 0.02                             | 10.7                 | 26Feb2019, 12:02 | 0.3            |
| D5                 | 0.02                             | 0.8                  | 26Feb2019, 12:10 | 0.1            |
| Reach-B2           | 0.02                             | 3.3                  | 26Feb2019, 12:15 | 0.3            |
| H5B                | 0.02                             | 5.6                  | 26Feb2019, 12:04 | 0.2            |
| Reach-B3           | 6.08                             | 288.7                | 26Feb2019, 12:50 | 61.4           |
| H5A                | 0.01                             | 6.2                  | 26Feb2019, 12:04 | 0.2            |
| Reach-B1           | 5.99                             | 286.6                | 26Feb2019, 12:46 | 60.5           |
| BOX CULVERT 1      | 7.87                             | 370.1                | 26Feb2019, 12:43 | 80.0           |
| Reach-4            | 8.59                             | 393.9                | 26Feb2019, 12:50 | 88.3           |
| D4                 | 0.05                             | 7.8                  | 26Feb2019, 12:10 | 0.9            |
| D6                 | 0.07                             | 4.4                  | 26Feb2019, 12:15 | 0.6            |
| BOX CULV 2         | 8.86                             | 408.4                | 26Feb2019, 12:49 | 91.5           |
| Reach-5            | 8.86                             | 408.4                | 26Feb2019, 12:50 | 91.5           |
| Reach E3.1         | 0.02                             | 5.0                  | 26Feb2019, 12:11 | 0.5            |
| Reach-E6-2         | 0.20                             | 30.3                 | 26Feb2019, 12:15 | 3.6            |
| E0                 | 0.06                             | 4.9                  | 26Feb2019, 12:14 | 0.6            |
| E2                 | 0.00                             | 2.3                  | 26Feb2019, 11:56 | 0.1            |
| E3                 | 0.03                             | 7.6                  | 26Feb2019, 12:06 | 0.7            |
| E4                 | 0.03                             | 6.3                  | 26Feb2019, 12:09 | 0.7            |
| E5                 | 0.02                             | 3.9                  | 26Feb2019, 12:08 | 0.4            |
| CULV E5            | 0.02                             | 3.9                  | 26Feb2019, 12:08 | 0.4            |
| E6                 | 0.01                             | 2.7                  | 26Feb2019, 12:03 | 0.2            |
| Reach-E7           | 0.17                             | 26.6                 | 26Feb2019, 12:14 | 3.1            |
| E7                 | 0.02                             | 3.3                  | 26Feb2019, 12:05 | 0.3            |
| E8                 | 0.02                             | 5.2                  | 26Feb2019, 11:59 | 0.4            |
| Reach-E6           | 0.02                             | 3.8                  | 26Feb2019, 12:13 | 0.4            |
| CULV E2            | 0.08                             | 7.3                  | 26Feb2019, 12:13 | 1.0            |
| Reach-E3           | 0.08                             | 7.3                  | 26Feb2019, 12:18 | 1.0            |
| Reach-E4           | 0.13                             | 18.6                 | 26Feb2019, 12:13 | 2.2            |
| EX CULV E0         | 0.06                             | 4.9                  | 26Feb2019, 12:14 | 0.6            |
| CULV E1.1          | 0.06                             | 4.9                  | 26Feb2019, 12:16 | 0.6            |

| Hydrologic Element | Drainage Area (MI <sup>2</sup> ) | Peak Discharge (CFS) | Time of Peak     | Volume (AC-FT) |
|--------------------|----------------------------------|----------------------|------------------|----------------|
| Reach-E2           | 0.06                             | 4.9                  | 26Feb2019, 12:18 | 0.6            |
| CULV-E3            | 0.13                             | 18.6                 | 26Feb2019, 12:09 | 2.2            |
| CULV E1.5          | 0.01                             | 2.7                  | 26Feb2019, 12:08 | 0.2            |
| CULV E1.2          | 0.02                             | 5.0                  | 26Feb2019, 12:08 | 0.5            |
| CLV E4             | 0.17                             | 26.6                 | 26Feb2019, 12:11 | 3.1            |
| F2                 | 0.01                             | 2.2                  | 26Feb2019, 12:03 | 0.2            |
| E1.1               | 0.01                             | 2.7                  | 26Feb2019, 12:08 | 0.2            |
| E1.2               | 0.02                             | 5.0                  | 26Feb2019, 12:08 | 0.5            |
| CULV F2            | 0.01                             | 2.2                  | 26Feb2019, 12:03 | 0.2            |
| Reach-F2           | 0.01                             | 2.2                  | 26Feb2019, 12:08 | 0.2            |
| Reach-E1.1         | 0.06                             | 4.9                  | 26Feb2019, 12:15 | 0.6            |
| STORAGE P5         | 0.24                             | 6.7                  | 26Feb2019, 13:03 | 3.2            |
| H7B                | 0.03                             | 8.0                  | 26Feb2019, 12:01 | 0.4            |
| H7A                | 0.01                             | 6.2                  | 26Feb2019, 12:01 | 0.3            |
| Reach H3           | 0.00                             | 1.3                  | 26Feb2019, 12:10 | 0.1            |
| H3A                | 0.00                             | 1.4                  | 26Feb2019, 12:03 | 0.1            |
| CULV H3            | 0.00                             | 1.4                  | 26Feb2019, 12:04 | 0.1            |
| CULV-Pond4         | 0.05                             | 14.7                 | 26Feb2019, 12:02 | 0.8            |
| Reach-H3B          | 0.00                             | 1.2                  | 26Feb2019, 12:13 | 0.1            |
| H3B                | 0.00                             | 1.3                  | 26Feb2019, 12:05 | 0.1            |
| I1                 | 0.01                             | 6.0                  | 26Feb2019, 12:05 | 0.4            |
| CULV I1            | 0.01                             | 6.6                  | 26Feb2019, 12:06 | 0.4            |
| Reach-I1           | 0.01                             | 6.5                  | 26Feb2019, 12:10 | 0.4            |
| STORAGE P4         | 0.06                             | 6.3                  | 26Feb2019, 12:20 | 1.0            |
| Reach-P4           | 0.06                             | 6.3                  | 26Feb2019, 12:20 | 1.0            |
| F1                 | 0.05                             | 8.1                  | 26Feb2019, 12:07 | 0.8            |
| F3                 | 0.02                             | 3.4                  | 26Feb2019, 12:04 | 0.3            |
| H8                 | 0.01                             | 6.2                  | 26Feb2019, 12:03 | 0.2            |
| E9                 | 0.01                             | 0.3                  | 26Feb2019, 11:55 | 0.0            |
| OUT-1              | 9.24                             | 420.2                | 26Feb2019, 12:52 | 97.0           |
| I2                 | 0.02                             | 8.3                  | 26Feb2019, 12:05 | 0.5            |



| Hydrologic Element    | Drainage Area (MI <sup>2</sup> ) | Peak Discharge (CFS) | Time of Peak     | Volume (AC-FT) |
|-----------------------|----------------------------------|----------------------|------------------|----------------|
| H9                    | 0.01                             | 2.3                  | 26Feb2019, 12:06 | 0.1            |
| Reach-6 Kiowa Outfall | 9.28                             | 420.7                | 26Feb2019, 12:52 | 97.6           |
| A2A                   | 0.04                             | 5.3                  | 26Feb2019, 12:03 | 0.4            |
| Reach-A2A             | 0.04                             | 5.2                  | 26Feb2019, 12:07 | 0.4            |
| Reach-A3              | 0.04                             | 5.2                  | 26Feb2019, 12:09 | 0.4            |
| K1                    | 0.03                             | 4.5                  | 26Feb2019, 12:03 | 0.3            |
| J1                    | 0.02                             | 2.1                  | 26Feb2019, 12:00 | 0.2            |

Project: Winsome\_Fil\_3

Simulation Run: Prop Basin 5yr

Subbasin: A1

Start of Run: 26Feb2019, 00:00

Basin Model: Proposed Basins

End of Run: 27Feb2019, 12:00

Meteorologic Model: Prop Basins 5yr

Compute Time: 09Dec2021, 07:54:44

Control Specifications: Control 1

Volume Units:

AC-FT

#### Computed Results

Peak Discharge: 84.1 (CFS)

Date/Time of Peak Discharge: 26Feb2019, 12:00

Precipitation Volume: 195.2 (AC-FT)

Direct Runoff Volume: 13.7 (AC-FT)

Loss Volume: 181.5 (AC-FT)

Baseflow Volume: 0.0 (AC-FT)

Excess Volume: 13.7 (AC-FT)

Discharge Volume: 13.7 (AC-FT)

Project: Winsome\_Fil\_3

Simulation Run: Prop Basin 5yr

Subbasin: A2A

Start of Run: 26Feb2019, 00:00

Basin Model: Proposed Basins

End of Run: 27Feb2019, 12:00

Meteorologic Model: Prop Basins 5yr

Compute Time: 09Dec2021, 07:54:44

Control Specifications: Control 1

Volume Units:

AC-FT

#### Computed Results

Peak Discharge: 5.3 (CFS)

Date/Time of Peak Discharge: 26Feb2019, 12:00

Precipitation Volume: 6.3 (AC-FT)

Direct Runoff Volume: 0.4 (AC-FT)

Loss Volume: 5.9 (AC-FT)

Baseflow Volume: 0.0 (AC-FT)

Excess Volume: 0.4 (AC-FT)

Discharge Volume: 0.4 (AC-FT)

Project: Winsome\_Fil\_3

Simulation Run: Prop Basin 5yr

Subbasin: A2B

Start of Run: 26Feb2019, 00:00

Basin Model: Proposed Basins

End of Run: 27Feb2019, 12:00

Meteorologic Model: Prop Basins 5yr

Compute Time: 09Dec2021, 07:54:44

Control Specifications: Control 1

Volume Units:

AC-FT

#### Computed Results

Peak Discharge: 2.3 (CFS)

Date/Time of Peak Discharge 26Feb2019, 12:

Precipitation Volume 2.0 (AC-FT)

Direct Runoff Volume: 0.2 (AC-FT)

Loss Volume: 1.8 (AC-FT)

Baseflow Volume: 0.0 (AC-FT)

Excess Volume: 0.2 (AC-FT)

Discharge Volume: 0.2 (AC-FT)

Project: Winsome\_Fil\_3

Simulation Run: Prop Basin 5yr

Subbasin: A3A

Start of Run: 26Feb2019, 00:00

Basin Model: Proposed Basins

End of Run: 27Feb2019, 12:00

Meteorologic Model: Prop Basins 5yr

Compute Time: 09Dec2021, 07:54:44

Control Specifications: Control 1

Volume Units:

AC-FT

#### Computed Results

|                       |             |                             |                |
|-----------------------|-------------|-----------------------------|----------------|
| Peak Discharge:       | 5.7 (CFS)   | Date/Time of Peak Discharge | 26Feb2019, 12: |
| Precipitation Volume: | 1.9 (AC-FT) | Direct Runoff Volume:       | 0.3 (AC-FT)    |
| Loss Volume:          | 1.6 (AC-FT) | Baseflow Volume:            | 0.0 (AC-FT)    |
| Excess Volume:        | 0.3 (AC-FT) | Discharge Volume:           | 0.3 (AC-FT)    |

Project: Winsome\_Fil\_3

Simulation Run: Prop Basin 5yr

Subbasin: A3B

Start of Run: 26Feb2019, 00:00

Basin Model: Proposed Basins

End of Run: 27Feb2019, 12:00

Meteorologic Model: Prop Basins 5yr

Compute Time: 09Dec2021, 07:54:44

Control Specifications: Control 1

Volume Units:

AC-FT

#### Computed Results

|                      |             |                             |                |
|----------------------|-------------|-----------------------------|----------------|
| Peak Discharge:      | 9.1 (CFS)   | Date/Time of Peak Discharge | 26Feb2019, 12: |
| Precipitation Volume | 3.0 (AC-FT) | Direct Runoff Volume:       | 0.3 (AC-FT)    |
| Loss Volume:         | 2.7 (AC-FT) | Baseflow Volume:            | 0.0 (AC-FT)    |
| Excess Volume:       | 0.3 (AC-FT) | Discharge Volume:           | 0.3 (AC-FT)    |

Project: Winsome\_Fil\_3

Simulation Run: Prop Basin 5yr

Subbasin: A3C

Start of Run: 26Feb2019, 00:00

Basin Model: Proposed Basins

End of Run: 27Feb2019, 12:00

Meteorologic Model: Prop Basins 5yr

Compute Time: 09Dec2021, 07:54:44

Control Specifications: Control 1

Volume Units:

AC-FT

#### Computed Results

|                      |             |                             |                |
|----------------------|-------------|-----------------------------|----------------|
| Peak Discharge:      | 10.7 (CFS)  | Date/Time of Peak Discharge | 26Feb2019, 12: |
| Precipitation Volume | 2.6 (AC-FT) | Direct Runoff Volume:       | 0.3 (AC-FT)    |
| Loss Volume:         | 2.4 (AC-FT) | Baseflow Volume:            | 0.0 (AC-FT)    |
| Excess Volume:       | 0.3 (AC-FT) | Discharge Volume:           | 0.3 (AC-FT)    |

Project: Winsome\_Fil\_3

Simulation Run: Prop Basin 5yr

Reach: CULV A3A

Start of Run: 26Feb2019, 00:00

Basin Model: Proposed Basins

End of Run: 27Feb2019, 12:00

Meteorologic Model: Prop Basins 5yr

Compute Time: 09Dec2021, 07:54:44

Control Specifications: Control 1

Volume Units:

AC-FT

#### Computed Results

Peak Inflow: 7.0 (CFS)

Date/Time of Peak Inflow 26Feb2019, 12:01

Peak Discharge: 7.0 (CFS)

Date/Time of Peak Discharge 26Feb2019, 12:03

Inflow Volume: 0.4 (AC-FT)

Discharge Volume: 0.4 (AC-FT)



Project: Winsome\_Fil\_3

Simulation Run: Prop Basin 5yr

Reach: CULV G1

Start of Run: 26Feb2019, 00:00

Basin Model: Proposed Basins

End of Run: 27Feb2019, 12:00

Meteorologic Model: Prop Basins 5yr

Compute Time: 09Dec2021, 07:54:44

Control Specifications: Control 1

Volume Units:

AC-FT

#### Computed Results

Peak Inflow: 3.1 (CFS)

Date/Time of Peak Inflow 26Feb2019, 12:04

Peak Discharge: 3.1 (CFS)

Date/Time of Peak Discharge 26Feb2019, 12:05

Inflow Volume: 0.3 (AC-FT)

Discharge Volume: 0.3 (AC-FT)

Project: Winsome\_Fil\_3

Simulation Run: Prop Basin 5yr

Reach: CULV H1

Start of Run: 26Feb2019, 00:00

Basin Model: Proposed Basins

End of Run: 27Feb2019, 12:00

Meteorologic Model: Prop Basins 5yr

Compute Time: 09Dec2021, 07:54:44

Control Specifications: Control 1

Volume Units:

AC-FT

#### Computed Results

Peak Inflow: 4.6 (CFS)

Date/Time of Peak Inflow 26Feb2019, 12:03

Peak Discharge: 4.6 (CFS)

Date/Time of Peak Discharge 26Feb2019, 12:04

Inflow Volume: 0.3 (AC-FT)

Discharge Volume: 0.3 (AC-FT)

Project: Winsome\_Fil\_3

Simulation Run: Prop Basin 5yr

Reach: CULV H2

Start of Run: 26Feb2019, 00:00

Basin Model: Proposed Basins

End of Run: 27Feb2019, 12:00

Meteorologic Model: Prop Basins 5yr

Compute Time: 09Dec2021, 07:54:44

Control Specifications: Control 1

Volume Units:

AC-FT

#### Computed Results

Peak Inflow: 8.9 (CFS)

Date/Time of Peak Inflow 26Feb2019, 12:02

Peak Discharge: 8.9 (CFS)

Date/Time of Peak Discharge 26Feb2019, 12:03

Inflow Volume: 0.7 (AC-FT)

Discharge Volume: 0.7 (AC-FT)

Project: Winsome\_Fil\_3

Simulation Run: Prop Basin 5yr

Reach: CULV H3

Start of Run: 26Feb2019, 00:00

Basin Model: Proposed Basins

End of Run: 27Feb2019, 12:00

Meteorologic Model: Prop Basins 5yr

Compute Time: 09Dec2021, 07:54:44

Control Specifications: Control 1

Volume Units:

AC-FT

#### Computed Results

Peak Inflow: 1.4 (CFS)

Date/Time of Peak Inflow 26Feb2019, 12:02

Peak Discharge: 1.4 (CFS)

Date/Time of Peak Discharge 26Feb2019, 12:04

Inflow Volume: 0.1 (AC-FT)

Discharge Volume: 0.1 (AC-FT)

Project: Winsome\_Fil\_3

Simulation Run: Prop Basin 5yr

Reach: CULV I1

Start of Run: 26Feb2019, 00:00

Basin Model: Proposed Basins

End of Run: 27Feb2019, 12:00

Meteorologic Model: Prop Basins 5yr

Compute Time: 09Dec2021, 07:54:44

Control Specifications: Control 1

Volume Units:

AC-FT

#### Computed Results

Peak Inflow: 6.6 (CFS)

Date/Time of Peak Inflow 26Feb2019, 12:04

Peak Discharge: 6.6 (CFS)

Date/Time of Peak Discharge 26Feb2019, 12:06

Inflow Volume: 0.4 (AC-FT)

Discharge Volume: 0.4 (AC-FT)

Project: Winsome\_Fil\_3

Simulation Run: Prop Basin 5yr

Reach: CULV-Pond4

Start of Run: 26Feb2019, 00:00

Basin Model: Proposed Basins

End of Run: 27Feb2019, 12:00

Meteorologic Model: Prop Basins 5yr

Compute Time: 09Dec2021, 07:54:44

Control Specifications: Control 1

Volume Units:

AC-FT

#### Computed Results

Peak Inflow: 14.8 (CFS)

Date/Time of Peak Inflow 26Feb2019, 12:00

Peak Discharge: 14.7 (CFS)

Date/Time of Peak Discharge 26Feb2019, 12:02

Inflow Volume: 0.8 (AC-FT)

Discharge Volume: 0.8 (AC-FT)

Project: Winsome\_Fil\_3

Simulation Run: Prop Basin 5yr

Subbasin: G1

Start of Run: 26Feb2019, 00:00

Basin Model: Proposed Basins

End of Run: 27Feb2019, 12:00

Meteorologic Model: Prop Basins 5yr

Compute Time: 09Dec2021, 07:54:44

Control Specifications: Control 1

Volume Units:

AC-FT

#### Computed Results

|                      |             |                             |                |
|----------------------|-------------|-----------------------------|----------------|
| Peak Discharge:      | 3.1 (CFS)   | Date/Time of Peak Discharge | 26Feb2019, 12: |
| Precipitation Volume | 5.6 (AC-FT) | Direct Runoff Volume:       | 0.3 (AC-FT)    |
| Loss Volume:         | 5.3 (AC-FT) | Baseflow Volume:            | 0.0 (AC-FT)    |
| Excess Volume:       | 0.3 (AC-FT) | Discharge Volume:           | 0.3 (AC-FT)    |

Project: Winsome\_Fil\_3

Simulation Run: Prop Basin 5yr

Subbasin: G2A

Start of Run: 26Feb2019, 00:00

Basin Model: Proposed Basins

End of Run: 27Feb2019, 12:00

Meteorologic Model: Prop Basins 5yr

Compute Time: 09Dec2021, 07:54:44

Control Specifications: Control 1

Volume Units:

AC-FT

#### Computed Results

|                       |             |                             |                |
|-----------------------|-------------|-----------------------------|----------------|
| Peak Discharge:       | 12.9 (CFS)  | Date/Time of Peak Discharge | 26Feb2019, 12: |
| Precipitation Volume: | 4.2 (AC-FT) | Direct Runoff Volume:       | 0.5 (AC-FT)    |
| Loss Volume:          | 3.7 (AC-FT) | Baseflow Volume:            | 0.0 (AC-FT)    |
| Excess Volume:        | 0.5 (AC-FT) | Discharge Volume:           | 0.5 (AC-FT)    |



Project: Winsome\_Fil\_3

Simulation Run: Prop Basin 5yr

Subbasin: G2B

Start of Run: 26Feb2019, 00:00

Basin Model: Proposed Basins

End of Run: 27Feb2019, 12:00

Meteorologic Model: Prop Basins 5yr

Compute Time: 09Dec2021, 07:54:44

Control Specifications: Control 1

Volume Units:

AC-FT

#### Computed Results

|                      |             |                             |                |
|----------------------|-------------|-----------------------------|----------------|
| Peak Discharge:      | 2.6 (CFS)   | Date/Time of Peak Discharge | 26Feb2019, 12: |
| Precipitation Volume | 0.6 (AC-FT) | Direct Runoff Volume:       | 0.1 (AC-FT)    |
| Loss Volume:         | 0.5 (AC-FT) | Baseflow Volume:            | 0.0 (AC-FT)    |
| Excess Volume:       | 0.1 (AC-FT) | Discharge Volume:           | 0.1 (AC-FT)    |

Project: Winsome\_Fil\_3

Simulation Run: Prop Basin 5yr

Subbasin: H1

Start of Run: 26Feb2019, 00:00

Basin Model: Proposed Basins

End of Run: 27Feb2019, 12:00

Meteorologic Model: Prop Basins 5yr

Compute Time: 09Dec2021, 07:54:44

Control Specifications: Control 1

Volume Units:

AC-FT

#### Computed Results

|                      |             |                             |                |
|----------------------|-------------|-----------------------------|----------------|
| Peak Discharge:      | 4.6 (CFS)   | Date/Time of Peak Discharge | 26Feb2019, 12: |
| Precipitation Volume | 3.1 (AC-FT) | Direct Runoff Volume:       | 0.3 (AC-FT)    |
| Loss Volume:         | 2.8 (AC-FT) | Baseflow Volume:            | 0.0 (AC-FT)    |
| Excess Volume:       | 0.3 (AC-FT) | Discharge Volume:           | 0.3 (AC-FT)    |

Project: Winsome\_Fil\_3

Simulation Run: Prop Basin 5yr

Subbasin: H2

Start of Run: 26Feb2019, 00:00

Basin Model: Proposed Basins

End of Run: 27Feb2019, 12:00

Meteorologic Model: Prop Basins 5yr

Compute Time: 09Dec2021, 07:54:44

Control Specifications: Control 1

Volume Units:

AC-FT

#### Computed Results

|                      |             |                             |                |
|----------------------|-------------|-----------------------------|----------------|
| Peak Discharge:      | 8.9 (CFS)   | Date/Time of Peak Discharge | 26Feb2019, 12: |
| Precipitation Volume | 8.8 (AC-FT) | Direct Runoff Volume:       | 0.7 (AC-FT)    |
| Loss Volume:         | 8.1 (AC-FT) | Baseflow Volume:            | 0.0 (AC-FT)    |
| Excess Volume:       | 0.7 (AC-FT) | Discharge Volume:           | 0.7 (AC-FT)    |

Project: Winsome\_Fil\_3

Simulation Run: Prop Basin 5yr

Subbasin: H3A

Start of Run: 26Feb2019, 00:00

Basin Model: Proposed Basins

End of Run: 27Feb2019, 12:00

Meteorologic Model: Prop Basins 5yr

Compute Time: 09Dec2021, 07:54:44

Control Specifications: Control 1

Volume Units:

AC-FT

#### Computed Results

|                      |             |                             |                |
|----------------------|-------------|-----------------------------|----------------|
| Peak Discharge:      | 1.4 (CFS)   | Date/Time of Peak Discharge | 26Feb2019, 12: |
| Precipitation Volume | 0.7 (AC-FT) | Direct Runoff Volume:       | 0.1 (AC-FT)    |
| Loss Volume:         | 0.6 (AC-FT) | Baseflow Volume:            | 0.0 (AC-FT)    |
| Excess Volume:       | 0.1 (AC-FT) | Discharge Volume:           | 0.1 (AC-FT)    |

Project: Winsome\_Fil\_3

Simulation Run: Prop Basin 5yr

Subbasin: H3B

Start of Run: 26Feb2019, 00:00

Basin Model: Proposed Basins

End of Run: 27Feb2019, 12:00

Meteorologic Model: Prop Basins 5yr

Compute Time: 09Dec2021, 07:54:44

Control Specifications: Control 1

Volume Units:

AC-FT

#### Computed Results

|                      |             |                             |                |
|----------------------|-------------|-----------------------------|----------------|
| Peak Discharge:      | 1.3 (CFS)   | Date/Time of Peak Discharge | 26Feb2019, 12: |
| Precipitation Volume | 0.6 (AC-FT) | Direct Runoff Volume:       | 0.1 (AC-FT)    |
| Loss Volume:         | 0.5 (AC-FT) | Baseflow Volume:            | 0.0 (AC-FT)    |
| Excess Volume:       | 0.1 (AC-FT) | Discharge Volume:           | 0.1 (AC-FT)    |

Project: Winsome\_Fil\_3

Simulation Run: Prop Basin 5yr

Subbasin: H4

Start of Run: 26Feb2019, 00:00

Basin Model: Proposed Basins

End of Run: 27Feb2019, 12:00

Meteorologic Model: Prop Basins 5yr

Compute Time: 09Dec2021, 07:54:44

Control Specifications: Control 1

Volume Units:

AC-FT

#### Computed Results

|                      |             |                             |                |
|----------------------|-------------|-----------------------------|----------------|
| Peak Discharge:      | 15.4 (CFS)  | Date/Time of Peak Discharge | 26Feb2019, 12: |
| Precipitation Volume | 6.1 (AC-FT) | Direct Runoff Volume:       | 0.6 (AC-FT)    |
| Loss Volume:         | 5.5 (AC-FT) | Baseflow Volume:            | 0.0 (AC-FT)    |
| Excess Volume:       | 0.6 (AC-FT) | Discharge Volume:           | 0.6 (AC-FT)    |

Project: Winsome\_Fil\_3

Simulation Run: Prop Basin 5yr

Subbasin: H5A

Start of Run: 26Feb2019, 00:00

Basin Model: Proposed Basins

End of Run: 27Feb2019, 12:00

Meteorologic Model: Prop Basins 5yr

Compute Time: 09Dec2021, 07:54:44

Control Specifications: Control 1

Volume Units:

AC-FT

#### Computed Results

|                      |             |                             |                |
|----------------------|-------------|-----------------------------|----------------|
| Peak Discharge:      | 6.2 (CFS)   | Date/Time of Peak Discharge | 26Feb2019, 12: |
| Precipitation Volume | 2.0 (AC-FT) | Direct Runoff Volume:       | 0.2 (AC-FT)    |
| Loss Volume:         | 1.8 (AC-FT) | Baseflow Volume:            | 0.0 (AC-FT)    |
| Excess Volume:       | 0.2 (AC-FT) | Discharge Volume:           | 0.2 (AC-FT)    |

Project: Winsome\_Fil\_3

Simulation Run: Prop Basin 5yr

Subbasin: H5B

Start of Run: 26Feb2019, 00:00

Basin Model: Proposed Basins

End of Run: 27Feb2019, 12:00

Meteorologic Model: Prop Basins 5yr

Compute Time: 09Dec2021, 07:54:44

Control Specifications: Control 1

Volume Units:

AC-FT

#### Computed Results

|                      |             |                             |                |
|----------------------|-------------|-----------------------------|----------------|
| Peak Discharge:      | 5.6 (CFS)   | Date/Time of Peak Discharge | 26Feb2019, 12: |
| Precipitation Volume | 2.4 (AC-FT) | Direct Runoff Volume:       | 0.2 (AC-FT)    |
| Loss Volume:         | 2.1 (AC-FT) | Baseflow Volume:            | 0.0 (AC-FT)    |
| Excess Volume:       | 0.2 (AC-FT) | Discharge Volume:           | 0.2 (AC-FT)    |



Project: Winsome\_Fil\_3

Simulation Run: Prop Basin 5yr

Subbasin: H6A

Start of Run: 26Feb2019, 00:00

Basin Model: Proposed Basins

End of Run: 27Feb2019, 12:00

Meteorologic Model: Prop Basins 5yr

Compute Time: 09Dec2021, 07:54:44

Control Specifications: Control 1

Volume Units:

AC-FT

#### Computed Results

|                      |             |                             |                |
|----------------------|-------------|-----------------------------|----------------|
| Peak Discharge:      | 11.6 (CFS)  | Date/Time of Peak Discharge | 26Feb2019, 12: |
| Precipitation Volume | 3.8 (AC-FT) | Direct Runoff Volume:       | 0.4 (AC-FT)    |
| Loss Volume:         | 3.4 (AC-FT) | Baseflow Volume:            | 0.0 (AC-FT)    |
| Excess Volume:       | 0.4 (AC-FT) | Discharge Volume:           | 0.4 (AC-FT)    |

Project: Winsome\_Fil\_3

Simulation Run: Prop Basin 5yr

Subbasin: H6B

Start of Run: 26Feb2019, 00:00

Basin Model: Proposed Basins

End of Run: 27Feb2019, 12:00

Meteorologic Model: Prop Basins 5yr

Compute Time: 09Dec2021, 07:54:44

Control Specifications: Control 1

Volume Units:

AC-FT

#### Computed Results

|                      |             |                             |                |
|----------------------|-------------|-----------------------------|----------------|
| Peak Discharge:      | 15.5 (CFS)  | Date/Time of Peak Discharge | 26Feb2019, 12: |
| Precipitation Volume | 3.6 (AC-FT) | Direct Runoff Volume:       | 0.5 (AC-FT)    |
| Loss Volume:         | 3.1 (AC-FT) | Baseflow Volume:            | 0.0 (AC-FT)    |
| Excess Volume:       | 0.5 (AC-FT) | Discharge Volume:           | 0.5 (AC-FT)    |

Project: Winsome\_Fil\_3

Simulation Run: Prop Basin 5yr

Subbasin: H7A

Start of Run: 26Feb2019, 00:00

Basin Model: Proposed Basins

End of Run: 27Feb2019, 12:00

Meteorologic Model: Prop Basins 5yr

Compute Time: 09Dec2021, 07:54:44

Control Specifications: Control 1

Volume Units:

AC-FT

#### Computed Results

|                       |             |                             |                |
|-----------------------|-------------|-----------------------------|----------------|
| Peak Discharge:       | 6.2 (CFS)   | Date/Time of Peak Discharge | 26Feb2019, 12: |
| Precipitation Volume: | 1.9 (AC-FT) | Direct Runoff Volume:       | 0.3 (AC-FT)    |
| Loss Volume:          | 1.6 (AC-FT) | Baseflow Volume:            | 0.0 (AC-FT)    |
| Excess Volume:        | 0.3 (AC-FT) | Discharge Volume:           | 0.3 (AC-FT)    |

Project: Winsome\_Fil\_3

Simulation Run: Prop Basin 5yr

Subbasin: H7B

Start of Run: 26Feb2019, 00:00

Basin Model: Proposed Basins

End of Run: 27Feb2019, 12:00

Meteorologic Model: Prop Basins 5yr

Compute Time: 09Dec2021, 07:54:44

Control Specifications: Control 1

Volume Units:

AC-FT

#### Computed Results

Peak Discharge: 8.0 (CFS)

Date/Time of Peak Discharge 26Feb2019, 12:

Precipitation Volume 3.9 (AC-FT)

Direct Runoff Volume: 0.4 (AC-FT)

Loss Volume: 3.5 (AC-FT)

Baseflow Volume: 0.0 (AC-FT)

Excess Volume: 0.4 (AC-FT)

Discharge Volume: 0.4 (AC-FT)

Project: Winsome\_Fil\_3

Simulation Run: Prop Basin 5yr

Subbasin: H8

Start of Run: 26Feb2019, 00:00

Basin Model: Proposed Basins

End of Run: 27Feb2019, 12:00

Meteorologic Model: Prop Basins 5yr

Compute Time: 30Aug2022, 15:00:27

Control Specifications: Control 1

Volume Units:

AC-FT

#### Computed Results

|                      |             |                             |                  |
|----------------------|-------------|-----------------------------|------------------|
| Peak Discharge:      | 6.2 (CFS)   | Date/Time of Peak Discharge | 26Feb2019, 12:00 |
| Precipitation Volume | 2.0 (AC-FT) | Direct Runoff Volume:       | 0.2 (AC-FT)      |
| Loss Volume:         | 1.7 (AC-FT) | Baseflow Volume:            | 0.0 (AC-FT)      |
| Excess Volume:       | 0.2 (AC-FT) | Discharge Volume:           | 0.2 (AC-FT)      |

Project: Winsome\_Fil\_3

Simulation Run: Prop Basin 5yr

Subbasin: H9

Start of Run: 26Feb2019, 00:00

Basin Model: Proposed Basins

End of Run: 27Feb2019, 12:00

Meteorologic Model: Prop Basins 5yr

Compute Time: 30Aug2022, 15:00:27

Control Specifications: Control 1

Volume Units:

AC-FT

#### Computed Results

|                      |             |                             |                  |
|----------------------|-------------|-----------------------------|------------------|
| Peak Discharge:      | 2.3 (CFS)   | Date/Time of Peak Discharge | 26Feb2019, 12:00 |
| Precipitation Volume | 1.5 (AC-FT) | Direct Runoff Volume:       | 0.1 (AC-FT)      |
| Loss Volume:         | 1.3 (AC-FT) | Baseflow Volume:            | 0.0 (AC-FT)      |
| Excess Volume:       | 0.1 (AC-FT) | Discharge Volume:           | 0.1 (AC-FT)      |

Project: Winsome\_Fil\_3

Simulation Run: Prop Basin 5yr

Subbasin: I1

Start of Run: 26Feb2019, 00:00

Basin Model: Proposed Basins

End of Run: 27Feb2019, 12:00

Meteorologic Model: Prop Basins 5yr

Compute Time: 09Dec2021, 07:54:44

Control Specifications: Control 1

Volume Units:

AC-FT

#### Computed Results

|                       |             |                             |                |
|-----------------------|-------------|-----------------------------|----------------|
| Peak Discharge:       | 6.0 (CFS)   | Date/Time of Peak Discharge | 26Feb2019, 12: |
| Precipitation Volume: | 1.5 (AC-FT) | Direct Runoff Volume:       | 0.4 (AC-FT)    |
| Loss Volume:          | 1.2 (AC-FT) | Baseflow Volume:            | 0.0 (AC-FT)    |
| Excess Volume:        | 0.4 (AC-FT) | Discharge Volume:           | 0.4 (AC-FT)    |

Project: Winsome\_Fil\_3

Simulation Run: Prop Basin 5yr

Subbasin: I2

Start of Run: 26Feb2019, 00:00

Basin Model: Proposed Basins

End of Run: 27Feb2019, 12:00

Meteorologic Model: Prop Basins 5yr

Compute Time: 09Dec2021, 07:54:44

Control Specifications: Control 1

Volume Units:

AC-FT

#### Computed Results

|                      |             |                             |                |
|----------------------|-------------|-----------------------------|----------------|
| Peak Discharge:      | 8.3 (CFS)   | Date/Time of Peak Discharge | 26Feb2019, 12: |
| Precipitation Volume | 3.3 (AC-FT) | Direct Runoff Volume:       | 0.5 (AC-FT)    |
| Loss Volume:         | 2.9 (AC-FT) | Baseflow Volume:            | 0.0 (AC-FT)    |
| Excess Volume:       | 0.5 (AC-FT) | Discharge Volume:           | 0.5 (AC-FT)    |



Project: Winsome\_Fil\_3

Simulation Run: Prop Basin 5yr

Subbasin: J1

Start of Run: 26Feb2019, 00:00

Basin Model: Proposed Basins

End of Run: 27Feb2019, 12:00

Meteorologic Model: Prop Basins 5yr

Compute Time: 09Dec2021, 07:54:44

Control Specifications: Control 1

Volume Units:

AC-FT

#### Computed Results

|                      |             |                             |                |
|----------------------|-------------|-----------------------------|----------------|
| Peak Discharge:      | 2.1 (CFS)   | Date/Time of Peak Discharge | 26Feb2019, 12: |
| Precipitation Volume | 2.3 (AC-FT) | Direct Runoff Volume:       | 0.2 (AC-FT)    |
| Loss Volume:         | 2.1 (AC-FT) | Baseflow Volume:            | 0.0 (AC-FT)    |
| Excess Volume:       | 0.2 (AC-FT) | Discharge Volume:           | 0.2 (AC-FT)    |

Project: Winsome\_Fil\_3

Simulation Run: Prop Basin 5yr

Subbasin: K1

Start of Run: 26Feb2019, 00:00

Basin Model: Proposed Basins

End of Run: 27Feb2019, 12:00

Meteorologic Model: Prop Basins 5yr

Compute Time: 09Dec2021, 07:54:44

Control Specifications: Control 1

Volume Units:

AC-FT

#### Computed Results

|                      |             |                             |                |
|----------------------|-------------|-----------------------------|----------------|
| Peak Discharge:      | 4.5 (CFS)   | Date/Time of Peak Discharge | 26Feb2019, 12: |
| Precipitation Volume | 3.9 (AC-FT) | Direct Runoff Volume:       | 0.3 (AC-FT)    |
| Loss Volume:         | 3.6 (AC-FT) | Baseflow Volume:            | 0.0 (AC-FT)    |
| Excess Volume:       | 0.3 (AC-FT) | Discharge Volume:           | 0.3 (AC-FT)    |

Project: Winsome\_Fil\_3

Simulation Run: Prop Basin 5yr

Reach: OUT-1

Start of Run: 26Feb2019, 00:00

Basin Model: Proposed Basins

End of Run: 27Feb2019, 12:00

Meteorologic Model: Prop Basins 5yr

Compute Time: 09Dec2021, 07:54:44

Control Specifications: Control 1

Volume Units:

AC-FT

#### Computed Results

Peak Inflow: 420.3 (CFS)

Date/Time of Peak Inflow 26Feb2019, 12:49

Peak Discharge: 420.3 (CFS)

Date/Time of Peak Discharge 26Feb2019, 12:52

Inflow Volume: 97.1 (AC-FT)

Discharge Volume: 97.1 (AC-FT)

Project: Winsome\_Fil\_3

Simulation Run: Prop Basin 5yr

Reservoir: STORAGE P1

Start of Run: 26Feb2019, 00:00

Basin Model: Proposed Basins

End of Run: 27Feb2019, 12:00

Meteorologic Model: Prop Basins 5yr

Compute Time: 09Dec2021, 07:54:44

Control Specifications: Control 1

Volume Units:

AC-FT

#### Computed Results

Peak Inflow: 19.5 (CFS)

Date/Time of Peak Inflow: 26Feb2019, 12:0

Peak Discharge: 8.6 (CFS)

Date/Time of Peak Discharge 26Feb2019, 12:1

Inflow Volume: 0.9 (AC-FT)

Peak Storage: 0.5 (AC-FT)

Discharge Volume 0.9 (AC-FT)

Peak Elevation: 7325.1 (FT)

Project: Winsome\_Fil\_3 Simulation Run: Prop Basin 5yr  
Reservoir: STORAGE P1

Start of Run: 26Feb2019, 00:00 Basin Model: Proposed Basins  
End of Run: 27Feb2019, 12:00 Meteorologic Model: Prop Basins 5yr  
Compute Time: 09Dec2021, 07:54:44 Control Specifications:Control 1

| Date      | Time  | Inflow<br>(CFS) | Storage<br>(AC-FT) | Elevation<br>(FT) | Outflow<br>(CFS) |
|-----------|-------|-----------------|--------------------|-------------------|------------------|
| 26Feb2019 | 00:00 | 0.0             | 0.0                | 7322.0            | 0.0              |
| 26Feb2019 | 00:01 | 0.0             | 0.0                | 7322.0            | 0.0              |
| 26Feb2019 | 00:02 | 0.0             | 0.0                | 7322.0            | 0.0              |
| 26Feb2019 | 00:03 | 0.0             | 0.0                | 7322.0            | 0.0              |
| 26Feb2019 | 00:04 | 0.0             | 0.0                | 7322.0            | 0.0              |
| 26Feb2019 | 00:05 | 0.0             | 0.0                | 7322.0            | 0.0              |
| 26Feb2019 | 00:06 | 0.0             | 0.0                | 7322.0            | 0.0              |
| 26Feb2019 | 00:07 | 0.0             | 0.0                | 7322.0            | 0.0              |
| 26Feb2019 | 00:08 | 0.0             | 0.0                | 7322.0            | 0.0              |
| 26Feb2019 | 00:09 | 0.0             | 0.0                | 7322.0            | 0.0              |
| 26Feb2019 | 00:10 | 0.0             | 0.0                | 7322.0            | 0.0              |
| 26Feb2019 | 00:11 | 0.0             | 0.0                | 7322.0            | 0.0              |
| 26Feb2019 | 00:12 | 0.0             | 0.0                | 7322.0            | 0.0              |
| 26Feb2019 | 00:13 | 0.0             | 0.0                | 7322.0            | 0.0              |
| 26Feb2019 | 00:14 | 0.0             | 0.0                | 7322.0            | 0.0              |
| 26Feb2019 | 00:15 | 0.0             | 0.0                | 7322.0            | 0.0              |
| 26Feb2019 | 00:16 | 0.0             | 0.0                | 7322.0            | 0.0              |
| 26Feb2019 | 00:17 | 0.0             | 0.0                | 7322.0            | 0.0              |
| 26Feb2019 | 00:18 | 0.0             | 0.0                | 7322.0            | 0.0              |
| 26Feb2019 | 00:19 | 0.0             | 0.0                | 7322.0            | 0.0              |
| 26Feb2019 | 00:20 | 0.0             | 0.0                | 7322.0            | 0.0              |
| 26Feb2019 | 00:21 | 0.0             | 0.0                | 7322.0            | 0.0              |
| 26Feb2019 | 00:22 | 0.0             | 0.0                | 7322.0            | 0.0              |
| 26Feb2019 | 00:23 | 0.0             | 0.0                | 7322.0            | 0.0              |
| 26Feb2019 | 00:24 | 0.0             | 0.0                | 7322.0            | 0.0              |
| 26Feb2019 | 00:25 | 0.0             | 0.0                | 7322.0            | 0.0              |

| Date      | Time  | Inflow<br>(CFS) | Storage<br>(AC-FT) | Elevation<br>(FT) | Outflow<br>(CFS) |
|-----------|-------|-----------------|--------------------|-------------------|------------------|
| 26Feb2019 | 00:26 | 0.0             | 0.0                | 7322.0            | 0.0              |
| 26Feb2019 | 00:27 | 0.0             | 0.0                | 7322.0            | 0.0              |
| 26Feb2019 | 00:28 | 0.1             | 0.0                | 7322.0            | 0.0              |
| 26Feb2019 | 00:29 | 0.1             | 0.0                | 7322.0            | 0.0              |
| 26Feb2019 | 00:30 | 0.1             | 0.0                | 7322.0            | 0.0              |
| 26Feb2019 | 00:31 | 0.1             | 0.0                | 7322.0            | 0.0              |
| 26Feb2019 | 00:32 | 0.1             | 0.0                | 7322.0            | 0.0              |
| 26Feb2019 | 00:33 | 0.1             | 0.0                | 7322.0            | 0.0              |
| 26Feb2019 | 00:34 | 0.1             | 0.0                | 7322.0            | 0.0              |
| 26Feb2019 | 00:35 | 0.1             | 0.0                | 7322.1            | 0.0              |
| 26Feb2019 | 00:36 | 0.1             | 0.0                | 7322.1            | 0.0              |
| 26Feb2019 | 00:37 | 0.1             | 0.0                | 7322.1            | 0.0              |
| 26Feb2019 | 00:38 | 0.1             | 0.0                | 7322.1            | 0.0              |
| 26Feb2019 | 00:39 | 0.1             | 0.0                | 7322.1            | 0.0              |
| 26Feb2019 | 00:40 | 0.1             | 0.0                | 7322.1            | 0.0              |
| 26Feb2019 | 00:41 | 0.1             | 0.0                | 7322.1            | 0.0              |
| 26Feb2019 | 00:42 | 0.1             | 0.0                | 7322.1            | 0.0              |
| 26Feb2019 | 00:43 | 0.1             | 0.0                | 7322.1            | 0.0              |
| 26Feb2019 | 00:44 | 0.1             | 0.0                | 7322.1            | 0.0              |
| 26Feb2019 | 00:45 | 0.1             | 0.0                | 7322.1            | 0.0              |
| 26Feb2019 | 00:46 | 0.1             | 0.0                | 7322.1            | 0.0              |
| 26Feb2019 | 00:47 | 0.1             | 0.0                | 7322.1            | 0.0              |
| 26Feb2019 | 00:48 | 0.1             | 0.0                | 7322.1            | 0.0              |
| 26Feb2019 | 00:49 | 0.1             | 0.0                | 7322.1            | 0.0              |
| 26Feb2019 | 00:50 | 0.1             | 0.0                | 7322.1            | 0.0              |
| 26Feb2019 | 00:51 | 0.1             | 0.0                | 7322.1            | 0.0              |
| 26Feb2019 | 00:52 | 0.1             | 0.0                | 7322.1            | 0.0              |
| 26Feb2019 | 00:53 | 0.1             | 0.0                | 7322.1            | 0.0              |
| 26Feb2019 | 00:54 | 0.1             | 0.0                | 7322.1            | 0.0              |
| 26Feb2019 | 00:55 | 0.1             | 0.0                | 7322.1            | 0.0              |
| 26Feb2019 | 00:56 | 0.1             | 0.0                | 7322.1            | 0.0              |

| Date      | Time  | Inflow<br>(CFS) | Storage<br>(AC-FT) | Elevation<br>(FT) | Outflow<br>(CFS) |
|-----------|-------|-----------------|--------------------|-------------------|------------------|
| 26Feb2019 | 00:57 | 0.1             | 0.0                | 7322.1            | 0.0              |
| 26Feb2019 | 00:58 | 0.1             | 0.0                | 7322.1            | 0.0              |
| 26Feb2019 | 00:59 | 0.1             | 0.0                | 7322.1            | 0.0              |
| 26Feb2019 | 01:00 | 0.1             | 0.0                | 7322.1            | 0.0              |
| 26Feb2019 | 01:01 | 0.1             | 0.0                | 7322.1            | 0.0              |
| 26Feb2019 | 01:02 | 0.1             | 0.0                | 7322.1            | 0.0              |
| 26Feb2019 | 01:03 | 0.1             | 0.0                | 7322.1            | 0.0              |
| 26Feb2019 | 01:04 | 0.1             | 0.0                | 7322.2            | 0.0              |
| 26Feb2019 | 01:05 | 0.1             | 0.0                | 7322.2            | 0.0              |
| 26Feb2019 | 01:06 | 0.1             | 0.0                | 7322.2            | 0.0              |
| 26Feb2019 | 01:07 | 0.1             | 0.0                | 7322.2            | 0.0              |
| 26Feb2019 | 01:08 | 0.1             | 0.0                | 7322.2            | 0.0              |
| 26Feb2019 | 01:09 | 0.1             | 0.0                | 7322.2            | 0.0              |
| 26Feb2019 | 01:10 | 0.1             | 0.0                | 7322.2            | 0.0              |
| 26Feb2019 | 01:11 | 0.1             | 0.0                | 7322.2            | 0.0              |
| 26Feb2019 | 01:12 | 0.1             | 0.0                | 7322.2            | 0.0              |
| 26Feb2019 | 01:13 | 0.1             | 0.0                | 7322.2            | 0.0              |
| 26Feb2019 | 01:14 | 0.1             | 0.0                | 7322.2            | 0.0              |
| 26Feb2019 | 01:15 | 0.1             | 0.0                | 7322.2            | 0.0              |
| 26Feb2019 | 01:16 | 0.1             | 0.0                | 7322.2            | 0.0              |
| 26Feb2019 | 01:17 | 0.1             | 0.0                | 7322.2            | 0.0              |
| 26Feb2019 | 01:18 | 0.1             | 0.0                | 7322.2            | 0.0              |
| 26Feb2019 | 01:19 | 0.1             | 0.0                | 7322.2            | 0.0              |
| 26Feb2019 | 01:20 | 0.1             | 0.0                | 7322.2            | 0.0              |
| 26Feb2019 | 01:21 | 0.1             | 0.0                | 7322.2            | 0.0              |
| 26Feb2019 | 01:22 | 0.1             | 0.0                | 7322.2            | 0.0              |
| 26Feb2019 | 01:23 | 0.1             | 0.0                | 7322.2            | 0.0              |
| 26Feb2019 | 01:24 | 0.1             | 0.0                | 7322.2            | 0.0              |
| 26Feb2019 | 01:25 | 0.1             | 0.0                | 7322.2            | 0.0              |
| 26Feb2019 | 01:26 | 0.1             | 0.0                | 7322.2            | 0.0              |
| 26Feb2019 | 01:27 | 0.1             | 0.0                | 7322.2            | 0.0              |

| Date      | Time  | Inflow<br>(CFS) | Storage<br>(AC-FT) | Elevation<br>(FT) | Outflow<br>(CFS) |
|-----------|-------|-----------------|--------------------|-------------------|------------------|
| 26Feb2019 | 01:28 | 0.1             | 0.0                | 7322.2            | 0.0              |
| 26Feb2019 | 01:29 | 0.1             | 0.0                | 7322.2            | 0.0              |
| 26Feb2019 | 01:30 | 0.1             | 0.0                | 7322.2            | 0.0              |
| 26Feb2019 | 01:31 | 0.1             | 0.0                | 7322.3            | 0.0              |
| 26Feb2019 | 01:32 | 0.1             | 0.0                | 7322.3            | 0.0              |
| 26Feb2019 | 01:33 | 0.1             | 0.0                | 7322.3            | 0.0              |
| 26Feb2019 | 01:34 | 0.1             | 0.0                | 7322.3            | 0.0              |
| 26Feb2019 | 01:35 | 0.1             | 0.0                | 7322.3            | 0.0              |
| 26Feb2019 | 01:36 | 0.1             | 0.0                | 7322.3            | 0.0              |
| 26Feb2019 | 01:37 | 0.1             | 0.0                | 7322.3            | 0.0              |
| 26Feb2019 | 01:38 | 0.1             | 0.0                | 7322.3            | 0.0              |
| 26Feb2019 | 01:39 | 0.1             | 0.0                | 7322.3            | 0.0              |
| 26Feb2019 | 01:40 | 0.1             | 0.0                | 7322.3            | 0.0              |
| 26Feb2019 | 01:41 | 0.1             | 0.0                | 7322.3            | 0.0              |
| 26Feb2019 | 01:42 | 0.1             | 0.0                | 7322.3            | 0.0              |
| 26Feb2019 | 01:43 | 0.1             | 0.0                | 7322.3            | 0.0              |
| 26Feb2019 | 01:44 | 0.1             | 0.0                | 7322.3            | 0.0              |
| 26Feb2019 | 01:45 | 0.1             | 0.0                | 7322.3            | 0.0              |
| 26Feb2019 | 01:46 | 0.1             | 0.0                | 7322.3            | 0.0              |
| 26Feb2019 | 01:47 | 0.1             | 0.0                | 7322.3            | 0.0              |
| 26Feb2019 | 01:48 | 0.1             | 0.0                | 7322.3            | 0.0              |
| 26Feb2019 | 01:49 | 0.1             | 0.0                | 7322.3            | 0.0              |
| 26Feb2019 | 01:50 | 0.1             | 0.0                | 7322.3            | 0.0              |
| 26Feb2019 | 01:51 | 0.1             | 0.0                | 7322.3            | 0.0              |
| 26Feb2019 | 01:52 | 0.1             | 0.0                | 7322.3            | 0.0              |
| 26Feb2019 | 01:53 | 0.1             | 0.0                | 7322.3            | 0.0              |
| 26Feb2019 | 01:54 | 0.1             | 0.0                | 7322.3            | 0.0              |
| 26Feb2019 | 01:55 | 0.1             | 0.0                | 7322.3            | 0.0              |
| 26Feb2019 | 01:56 | 0.1             | 0.0                | 7322.3            | 0.0              |
| 26Feb2019 | 01:57 | 0.1             | 0.0                | 7322.3            | 0.0              |
| 26Feb2019 | 01:58 | 0.1             | 0.0                | 7322.4            | 0.0              |



| Date      | Time  | Inflow<br>(CFS) | Storage<br>(AC-FT) | Elevation<br>(FT) | Outflow<br>(CFS) |
|-----------|-------|-----------------|--------------------|-------------------|------------------|
| 26Feb2019 | 01:59 | 0.1             | 0.0                | 7322.4            | 0.0              |
| 26Feb2019 | 02:00 | 0.1             | 0.0                | 7322.4            | 0.0              |
| 26Feb2019 | 02:01 | 0.1             | 0.0                | 7322.4            | 0.0              |
| 26Feb2019 | 02:02 | 0.1             | 0.0                | 7322.4            | 0.0              |
| 26Feb2019 | 02:03 | 0.1             | 0.0                | 7322.4            | 0.0              |
| 26Feb2019 | 02:04 | 0.1             | 0.0                | 7322.4            | 0.0              |
| 26Feb2019 | 02:05 | 0.1             | 0.0                | 7322.4            | 0.0              |
| 26Feb2019 | 02:06 | 0.1             | 0.0                | 7322.4            | 0.0              |
| 26Feb2019 | 02:07 | 0.1             | 0.0                | 7322.4            | 0.0              |
| 26Feb2019 | 02:08 | 0.1             | 0.0                | 7322.4            | 0.0              |
| 26Feb2019 | 02:09 | 0.1             | 0.0                | 7322.4            | 0.0              |
| 26Feb2019 | 02:10 | 0.1             | 0.0                | 7322.4            | 0.0              |
| 26Feb2019 | 02:11 | 0.1             | 0.0                | 7322.4            | 0.0              |
| 26Feb2019 | 02:12 | 0.1             | 0.0                | 7322.4            | 0.0              |
| 26Feb2019 | 02:13 | 0.1             | 0.0                | 7322.4            | 0.0              |
| 26Feb2019 | 02:14 | 0.1             | 0.0                | 7322.4            | 0.0              |
| 26Feb2019 | 02:15 | 0.1             | 0.0                | 7322.4            | 0.0              |
| 26Feb2019 | 02:16 | 0.1             | 0.0                | 7322.4            | 0.0              |
| 26Feb2019 | 02:17 | 0.1             | 0.0                | 7322.4            | 0.0              |
| 26Feb2019 | 02:18 | 0.1             | 0.0                | 7322.4            | 0.0              |
| 26Feb2019 | 02:19 | 0.1             | 0.0                | 7322.4            | 0.0              |
| 26Feb2019 | 02:20 | 0.1             | 0.0                | 7322.4            | 0.0              |
| 26Feb2019 | 02:21 | 0.1             | 0.0                | 7322.4            | 0.0              |
| 26Feb2019 | 02:22 | 0.1             | 0.0                | 7322.4            | 0.0              |
| 26Feb2019 | 02:23 | 0.1             | 0.0                | 7322.4            | 0.0              |
| 26Feb2019 | 02:24 | 0.1             | 0.0                | 7322.4            | 0.0              |
| 26Feb2019 | 02:25 | 0.1             | 0.0                | 7322.5            | 0.0              |
| 26Feb2019 | 02:26 | 0.1             | 0.0                | 7322.5            | 0.0              |
| 26Feb2019 | 02:27 | 0.1             | 0.0                | 7322.5            | 0.0              |
| 26Feb2019 | 02:28 | 0.1             | 0.0                | 7322.5            | 0.0              |
| 26Feb2019 | 02:29 | 0.1             | 0.0                | 7322.5            | 0.0              |

| Date      | Time  | Inflow<br>(CFS) | Storage<br>(AC-FT) | Elevation<br>(FT) | Outflow<br>(CFS) |
|-----------|-------|-----------------|--------------------|-------------------|------------------|
| 26Feb2019 | 02:30 | 0.1             | 0.0                | 7322.5            | 0.0              |
| 26Feb2019 | 02:31 | 0.1             | 0.0                | 7322.5            | 0.0              |
| 26Feb2019 | 02:32 | 0.1             | 0.0                | 7322.5            | 0.0              |
| 26Feb2019 | 02:33 | 0.1             | 0.0                | 7322.5            | 0.0              |
| 26Feb2019 | 02:34 | 0.1             | 0.0                | 7322.5            | 0.0              |
| 26Feb2019 | 02:35 | 0.1             | 0.0                | 7322.5            | 0.0              |
| 26Feb2019 | 02:36 | 0.1             | 0.0                | 7322.5            | 0.0              |
| 26Feb2019 | 02:37 | 0.1             | 0.0                | 7322.5            | 0.0              |
| 26Feb2019 | 02:38 | 0.1             | 0.0                | 7322.5            | 0.0              |
| 26Feb2019 | 02:39 | 0.1             | 0.0                | 7322.5            | 0.0              |
| 26Feb2019 | 02:40 | 0.1             | 0.0                | 7322.5            | 0.0              |
| 26Feb2019 | 02:41 | 0.1             | 0.0                | 7322.5            | 0.0              |
| 26Feb2019 | 02:42 | 0.1             | 0.0                | 7322.5            | 0.0              |
| 26Feb2019 | 02:43 | 0.1             | 0.0                | 7322.5            | 0.0              |
| 26Feb2019 | 02:44 | 0.1             | 0.0                | 7322.5            | 0.0              |
| 26Feb2019 | 02:45 | 0.1             | 0.0                | 7322.5            | 0.0              |
| 26Feb2019 | 02:46 | 0.1             | 0.0                | 7322.5            | 0.0              |
| 26Feb2019 | 02:47 | 0.1             | 0.0                | 7322.5            | 0.0              |
| 26Feb2019 | 02:48 | 0.1             | 0.0                | 7322.5            | 0.0              |
| 26Feb2019 | 02:49 | 0.1             | 0.0                | 7322.5            | 0.0              |
| 26Feb2019 | 02:50 | 0.1             | 0.0                | 7322.5            | 0.0              |
| 26Feb2019 | 02:51 | 0.1             | 0.0                | 7322.5            | 0.0              |
| 26Feb2019 | 02:52 | 0.1             | 0.0                | 7322.5            | 0.0              |
| 26Feb2019 | 02:53 | 0.1             | 0.0                | 7322.6            | 0.0              |
| 26Feb2019 | 02:54 | 0.1             | 0.0                | 7322.6            | 0.0              |
| 26Feb2019 | 02:55 | 0.1             | 0.0                | 7322.6            | 0.0              |
| 26Feb2019 | 02:56 | 0.1             | 0.0                | 7322.6            | 0.0              |
| 26Feb2019 | 02:57 | 0.1             | 0.0                | 7322.6            | 0.0              |
| 26Feb2019 | 02:58 | 0.1             | 0.0                | 7322.6            | 0.0              |
| 26Feb2019 | 02:59 | 0.1             | 0.0                | 7322.6            | 0.0              |
| 26Feb2019 | 03:00 | 0.1             | 0.0                | 7322.6            | 0.0              |

| Date      | Time  | Inflow<br>(CFS) | Storage<br>(AC-FT) | Elevation<br>(FT) | Outflow<br>(CFS) |
|-----------|-------|-----------------|--------------------|-------------------|------------------|
| 26Feb2019 | 03:01 | 0.1             | 0.0                | 7322.6            | 0.0              |
| 26Feb2019 | 03:02 | 0.1             | 0.0                | 7322.6            | 0.0              |
| 26Feb2019 | 03:03 | 0.1             | 0.0                | 7322.6            | 0.0              |
| 26Feb2019 | 03:04 | 0.1             | 0.0                | 7322.6            | 0.0              |
| 26Feb2019 | 03:05 | 0.1             | 0.0                | 7322.6            | 0.0              |
| 26Feb2019 | 03:06 | 0.1             | 0.0                | 7322.6            | 0.0              |
| 26Feb2019 | 03:07 | 0.1             | 0.0                | 7322.6            | 0.0              |
| 26Feb2019 | 03:08 | 0.1             | 0.0                | 7322.6            | 0.0              |
| 26Feb2019 | 03:09 | 0.1             | 0.0                | 7322.6            | 0.0              |
| 26Feb2019 | 03:10 | 0.1             | 0.0                | 7322.6            | 0.0              |
| 26Feb2019 | 03:11 | 0.1             | 0.0                | 7322.6            | 0.0              |
| 26Feb2019 | 03:12 | 0.1             | 0.0                | 7322.6            | 0.0              |
| 26Feb2019 | 03:13 | 0.1             | 0.0                | 7322.6            | 0.0              |
| 26Feb2019 | 03:14 | 0.1             | 0.0                | 7322.6            | 0.0              |
| 26Feb2019 | 03:15 | 0.1             | 0.0                | 7322.6            | 0.0              |
| 26Feb2019 | 03:16 | 0.1             | 0.0                | 7322.6            | 0.0              |
| 26Feb2019 | 03:17 | 0.1             | 0.0                | 7322.6            | 0.0              |
| 26Feb2019 | 03:18 | 0.1             | 0.0                | 7322.6            | 0.0              |
| 26Feb2019 | 03:19 | 0.1             | 0.0                | 7322.6            | 0.0              |
| 26Feb2019 | 03:20 | 0.1             | 0.0                | 7322.7            | 0.0              |
| 26Feb2019 | 03:21 | 0.1             | 0.0                | 7322.7            | 0.0              |
| 26Feb2019 | 03:22 | 0.1             | 0.0                | 7322.7            | 0.0              |
| 26Feb2019 | 03:23 | 0.1             | 0.0                | 7322.7            | 0.0              |
| 26Feb2019 | 03:24 | 0.1             | 0.0                | 7322.7            | 0.0              |
| 26Feb2019 | 03:25 | 0.1             | 0.0                | 7322.7            | 0.0              |
| 26Feb2019 | 03:26 | 0.1             | 0.0                | 7322.7            | 0.0              |
| 26Feb2019 | 03:27 | 0.1             | 0.0                | 7322.7            | 0.0              |
| 26Feb2019 | 03:28 | 0.1             | 0.0                | 7322.7            | 0.0              |
| 26Feb2019 | 03:29 | 0.1             | 0.0                | 7322.7            | 0.0              |
| 26Feb2019 | 03:30 | 0.1             | 0.0                | 7322.7            | 0.0              |
| 26Feb2019 | 03:31 | 0.1             | 0.0                | 7322.7            | 0.0              |

| Date      | Time  | Inflow<br>(CFS) | Storage<br>(AC-FT) | Elevation<br>(FT) | Outflow<br>(CFS) |
|-----------|-------|-----------------|--------------------|-------------------|------------------|
| 26Feb2019 | 03:32 | 0.1             | 0.0                | 7322.7            | 0.0              |
| 26Feb2019 | 03:33 | 0.1             | 0.0                | 7322.7            | 0.0              |
| 26Feb2019 | 03:34 | 0.1             | 0.0                | 7322.7            | 0.0              |
| 26Feb2019 | 03:35 | 0.1             | 0.0                | 7322.7            | 0.0              |
| 26Feb2019 | 03:36 | 0.1             | 0.0                | 7322.7            | 0.0              |
| 26Feb2019 | 03:37 | 0.1             | 0.0                | 7322.7            | 0.0              |
| 26Feb2019 | 03:38 | 0.1             | 0.0                | 7322.7            | 0.0              |
| 26Feb2019 | 03:39 | 0.1             | 0.0                | 7322.7            | 0.0              |
| 26Feb2019 | 03:40 | 0.1             | 0.0                | 7322.7            | 0.0              |
| 26Feb2019 | 03:41 | 0.1             | 0.0                | 7322.7            | 0.0              |
| 26Feb2019 | 03:42 | 0.1             | 0.0                | 7322.7            | 0.0              |
| 26Feb2019 | 03:43 | 0.1             | 0.0                | 7322.7            | 0.0              |
| 26Feb2019 | 03:44 | 0.1             | 0.0                | 7322.7            | 0.0              |
| 26Feb2019 | 03:45 | 0.1             | 0.0                | 7322.7            | 0.0              |
| 26Feb2019 | 03:46 | 0.1             | 0.0                | 7322.7            | 0.0              |
| 26Feb2019 | 03:47 | 0.1             | 0.0                | 7322.7            | 0.0              |
| 26Feb2019 | 03:48 | 0.1             | 0.0                | 7322.8            | 0.0              |
| 26Feb2019 | 03:49 | 0.1             | 0.0                | 7322.8            | 0.0              |
| 26Feb2019 | 03:50 | 0.1             | 0.0                | 7322.8            | 0.0              |
| 26Feb2019 | 03:51 | 0.1             | 0.0                | 7322.8            | 0.0              |
| 26Feb2019 | 03:52 | 0.1             | 0.0                | 7322.8            | 0.0              |
| 26Feb2019 | 03:53 | 0.1             | 0.0                | 7322.8            | 0.0              |
| 26Feb2019 | 03:54 | 0.1             | 0.0                | 7322.8            | 0.0              |
| 26Feb2019 | 03:55 | 0.1             | 0.0                | 7322.8            | 0.0              |
| 26Feb2019 | 03:56 | 0.1             | 0.0                | 7322.8            | 0.0              |
| 26Feb2019 | 03:57 | 0.1             | 0.0                | 7322.8            | 0.0              |
| 26Feb2019 | 03:58 | 0.1             | 0.0                | 7322.8            | 0.0              |
| 26Feb2019 | 03:59 | 0.1             | 0.0                | 7322.8            | 0.0              |
| 26Feb2019 | 04:00 | 0.1             | 0.0                | 7322.8            | 0.0              |
| 26Feb2019 | 04:01 | 0.1             | 0.0                | 7322.8            | 0.0              |
| 26Feb2019 | 04:02 | 0.1             | 0.0                | 7322.8            | 0.0              |

| Date      | Time  | Inflow<br>(CFS) | Storage<br>(AC-FT) | Elevation<br>(FT) | Outflow<br>(CFS) |
|-----------|-------|-----------------|--------------------|-------------------|------------------|
| 26Feb2019 | 04:03 | 0.1             | 0.0                | 7322.8            | 0.0              |
| 26Feb2019 | 04:04 | 0.1             | 0.0                | 7322.8            | 0.0              |
| 26Feb2019 | 04:05 | 0.1             | 0.0                | 7322.8            | 0.0              |
| 26Feb2019 | 04:06 | 0.1             | 0.0                | 7322.8            | 0.0              |
| 26Feb2019 | 04:07 | 0.1             | 0.0                | 7322.8            | 0.0              |
| 26Feb2019 | 04:08 | 0.1             | 0.0                | 7322.8            | 0.0              |
| 26Feb2019 | 04:09 | 0.1             | 0.0                | 7322.8            | 0.0              |
| 26Feb2019 | 04:10 | 0.1             | 0.0                | 7322.8            | 0.0              |
| 26Feb2019 | 04:11 | 0.1             | 0.0                | 7322.8            | 0.0              |
| 26Feb2019 | 04:12 | 0.1             | 0.0                | 7322.8            | 0.0              |
| 26Feb2019 | 04:13 | 0.1             | 0.0                | 7322.8            | 0.0              |
| 26Feb2019 | 04:14 | 0.1             | 0.0                | 7322.8            | 0.0              |
| 26Feb2019 | 04:15 | 0.1             | 0.0                | 7322.9            | 0.0              |
| 26Feb2019 | 04:16 | 0.1             | 0.0                | 7322.9            | 0.0              |
| 26Feb2019 | 04:17 | 0.1             | 0.0                | 7322.9            | 0.0              |
| 26Feb2019 | 04:18 | 0.1             | 0.0                | 7322.9            | 0.0              |
| 26Feb2019 | 04:19 | 0.1             | 0.0                | 7322.9            | 0.0              |
| 26Feb2019 | 04:20 | 0.1             | 0.0                | 7322.9            | 0.0              |
| 26Feb2019 | 04:21 | 0.1             | 0.0                | 7322.9            | 0.0              |
| 26Feb2019 | 04:22 | 0.1             | 0.0                | 7322.9            | 0.0              |
| 26Feb2019 | 04:23 | 0.1             | 0.0                | 7322.9            | 0.0              |
| 26Feb2019 | 04:24 | 0.1             | 0.0                | 7322.9            | 0.0              |
| 26Feb2019 | 04:25 | 0.1             | 0.0                | 7322.9            | 0.0              |
| 26Feb2019 | 04:26 | 0.1             | 0.0                | 7322.9            | 0.0              |
| 26Feb2019 | 04:27 | 0.1             | 0.0                | 7322.9            | 0.0              |
| 26Feb2019 | 04:28 | 0.1             | 0.0                | 7322.9            | 0.0              |
| 26Feb2019 | 04:29 | 0.1             | 0.0                | 7322.9            | 0.0              |
| 26Feb2019 | 04:30 | 0.1             | 0.0                | 7322.9            | 0.0              |
| 26Feb2019 | 04:31 | 0.1             | 0.0                | 7322.9            | 0.0              |
| 26Feb2019 | 04:32 | 0.1             | 0.0                | 7322.9            | 0.0              |
| 26Feb2019 | 04:33 | 0.1             | 0.0                | 7322.9            | 0.0              |

| Date      | Time  | Inflow<br>(CFS) | Storage<br>(AC-FT) | Elevation<br>(FT) | Outflow<br>(CFS) |
|-----------|-------|-----------------|--------------------|-------------------|------------------|
| 26Feb2019 | 04:34 | 0.1             | 0.0                | 7322.9            | 0.0              |
| 26Feb2019 | 04:35 | 0.1             | 0.0                | 7322.9            | 0.0              |
| 26Feb2019 | 04:36 | 0.1             | 0.0                | 7322.9            | 0.0              |
| 26Feb2019 | 04:37 | 0.1             | 0.0                | 7322.9            | 0.0              |
| 26Feb2019 | 04:38 | 0.1             | 0.0                | 7322.9            | 0.0              |
| 26Feb2019 | 04:39 | 0.1             | 0.0                | 7322.9            | 0.0              |
| 26Feb2019 | 04:40 | 0.1             | 0.0                | 7322.9            | 0.0              |
| 26Feb2019 | 04:41 | 0.1             | 0.0                | 7322.9            | 0.0              |
| 26Feb2019 | 04:42 | 0.1             | 0.0                | 7323.0            | 0.0              |
| 26Feb2019 | 04:43 | 0.1             | 0.0                | 7323.0            | 0.0              |
| 26Feb2019 | 04:44 | 0.1             | 0.0                | 7323.0            | 0.0              |
| 26Feb2019 | 04:45 | 0.1             | 0.0                | 7323.0            | 0.0              |
| 26Feb2019 | 04:46 | 0.1             | 0.0                | 7323.0            | 0.0              |
| 26Feb2019 | 04:47 | 0.1             | 0.0                | 7323.0            | 0.0              |
| 26Feb2019 | 04:48 | 0.1             | 0.0                | 7323.0            | 0.0              |
| 26Feb2019 | 04:49 | 0.1             | 0.0                | 7323.0            | 0.0              |
| 26Feb2019 | 04:50 | 0.1             | 0.0                | 7323.0            | 0.0              |
| 26Feb2019 | 04:51 | 0.1             | 0.0                | 7323.0            | 0.0              |
| 26Feb2019 | 04:52 | 0.1             | 0.0                | 7323.0            | 0.0              |
| 26Feb2019 | 04:53 | 0.1             | 0.0                | 7323.0            | 0.0              |
| 26Feb2019 | 04:54 | 0.1             | 0.0                | 7323.0            | 0.0              |
| 26Feb2019 | 04:55 | 0.1             | 0.0                | 7323.0            | 0.0              |
| 26Feb2019 | 04:56 | 0.1             | 0.0                | 7323.0            | 0.0              |
| 26Feb2019 | 04:57 | 0.1             | 0.0                | 7323.0            | 0.0              |
| 26Feb2019 | 04:58 | 0.1             | 0.0                | 7323.0            | 0.0              |
| 26Feb2019 | 04:59 | 0.1             | 0.0                | 7323.0            | 0.0              |
| 26Feb2019 | 05:00 | 0.1             | 0.0                | 7323.0            | 0.0              |
| 26Feb2019 | 05:01 | 0.1             | 0.0                | 7323.0            | 0.0              |
| 26Feb2019 | 05:02 | 0.1             | 0.0                | 7323.0            | 0.0              |
| 26Feb2019 | 05:03 | 0.1             | 0.0                | 7323.0            | 0.0              |
| 26Feb2019 | 05:04 | 0.1             | 0.0                | 7323.0            | 0.0              |

| Date      | Time  | Inflow<br>(CFS) | Storage<br>(AC-FT) | Elevation<br>(FT) | Outflow<br>(CFS) |
|-----------|-------|-----------------|--------------------|-------------------|------------------|
| 26Feb2019 | 05:05 | 0.1             | 0.0                | 7323.0            | 0.0              |
| 26Feb2019 | 05:06 | 0.1             | 0.0                | 7323.0            | 0.0              |
| 26Feb2019 | 05:07 | 0.1             | 0.0                | 7323.0            | 0.0              |
| 26Feb2019 | 05:08 | 0.1             | 0.0                | 7323.0            | 0.0              |
| 26Feb2019 | 05:09 | 0.1             | 0.0                | 7323.0            | 0.0              |
| 26Feb2019 | 05:10 | 0.1             | 0.0                | 7323.0            | 0.0              |
| 26Feb2019 | 05:11 | 0.1             | 0.0                | 7323.0            | 0.0              |
| 26Feb2019 | 05:12 | 0.1             | 0.0                | 7323.0            | 0.0              |
| 26Feb2019 | 05:13 | 0.1             | 0.0                | 7323.0            | 0.0              |
| 26Feb2019 | 05:14 | 0.1             | 0.0                | 7323.0            | 0.0              |
| 26Feb2019 | 05:15 | 0.1             | 0.0                | 7323.0            | 0.0              |
| 26Feb2019 | 05:16 | 0.1             | 0.0                | 7323.0            | 0.0              |
| 26Feb2019 | 05:17 | 0.1             | 0.0                | 7323.0            | 0.0              |
| 26Feb2019 | 05:18 | 0.1             | 0.0                | 7323.0            | 0.0              |
| 26Feb2019 | 05:19 | 0.1             | 0.0                | 7323.0            | 0.0              |
| 26Feb2019 | 05:20 | 0.1             | 0.0                | 7323.0            | 0.0              |
| 26Feb2019 | 05:21 | 0.1             | 0.0                | 7323.0            | 0.0              |
| 26Feb2019 | 05:22 | 0.1             | 0.0                | 7323.0            | 0.0              |
| 26Feb2019 | 05:23 | 0.1             | 0.0                | 7323.0            | 0.0              |
| 26Feb2019 | 05:24 | 0.1             | 0.0                | 7323.0            | 0.0              |
| 26Feb2019 | 05:25 | 0.1             | 0.0                | 7323.0            | 0.0              |
| 26Feb2019 | 05:26 | 0.1             | 0.0                | 7323.0            | 0.0              |
| 26Feb2019 | 05:27 | 0.1             | 0.0                | 7323.0            | 0.0              |
| 26Feb2019 | 05:28 | 0.1             | 0.0                | 7323.0            | 0.0              |
| 26Feb2019 | 05:29 | 0.1             | 0.0                | 7323.0            | 0.0              |
| 26Feb2019 | 05:30 | 0.1             | 0.0                | 7323.0            | 0.0              |
| 26Feb2019 | 05:31 | 0.1             | 0.0                | 7323.0            | 0.0              |
| 26Feb2019 | 05:32 | 0.1             | 0.0                | 7323.0            | 0.0              |
| 26Feb2019 | 05:33 | 0.1             | 0.0                | 7323.0            | 0.0              |
| 26Feb2019 | 05:34 | 0.1             | 0.0                | 7323.0            | 0.0              |
| 26Feb2019 | 05:35 | 0.1             | 0.0                | 7323.0            | 0.0              |

| Date      | Time  | Inflow<br>(CFS) | Storage<br>(AC-FT) | Elevation<br>(FT) | Outflow<br>(CFS) |
|-----------|-------|-----------------|--------------------|-------------------|------------------|
| 26Feb2019 | 05:36 | 0.1             | 0.0                | 7323.0            | 0.0              |
| 26Feb2019 | 05:37 | 0.1             | 0.0                | 7323.0            | 0.0              |
| 26Feb2019 | 05:38 | 0.1             | 0.0                | 7323.0            | 0.0              |
| 26Feb2019 | 05:39 | 0.1             | 0.0                | 7323.0            | 0.0              |
| 26Feb2019 | 05:40 | 0.1             | 0.0                | 7323.0            | 0.0              |
| 26Feb2019 | 05:41 | 0.1             | 0.0                | 7323.0            | 0.0              |
| 26Feb2019 | 05:42 | 0.1             | 0.0                | 7323.0            | 0.0              |
| 26Feb2019 | 05:43 | 0.1             | 0.0                | 7323.0            | 0.0              |
| 26Feb2019 | 05:44 | 0.1             | 0.0                | 7323.0            | 0.0              |
| 26Feb2019 | 05:45 | 0.1             | 0.0                | 7323.0            | 0.0              |
| 26Feb2019 | 05:46 | 0.1             | 0.0                | 7323.0            | 0.0              |
| 26Feb2019 | 05:47 | 0.1             | 0.0                | 7323.0            | 0.0              |
| 26Feb2019 | 05:48 | 0.1             | 0.0                | 7323.0            | 0.0              |
| 26Feb2019 | 05:49 | 0.1             | 0.0                | 7323.0            | 0.0              |
| 26Feb2019 | 05:50 | 0.1             | 0.0                | 7323.0            | 0.0              |
| 26Feb2019 | 05:51 | 0.1             | 0.0                | 7323.0            | 0.0              |
| 26Feb2019 | 05:52 | 0.1             | 0.0                | 7323.0            | 0.0              |
| 26Feb2019 | 05:53 | 0.1             | 0.0                | 7323.1            | 0.0              |
| 26Feb2019 | 05:54 | 0.1             | 0.0                | 7323.1            | 0.0              |
| 26Feb2019 | 05:55 | 0.1             | 0.0                | 7323.1            | 0.0              |
| 26Feb2019 | 05:56 | 0.1             | 0.0                | 7323.1            | 0.0              |
| 26Feb2019 | 05:57 | 0.1             | 0.0                | 7323.1            | 0.0              |
| 26Feb2019 | 05:58 | 0.1             | 0.0                | 7323.1            | 0.0              |
| 26Feb2019 | 05:59 | 0.1             | 0.0                | 7323.1            | 0.0              |
| 26Feb2019 | 06:00 | 0.1             | 0.0                | 7323.1            | 0.0              |
| 26Feb2019 | 06:01 | 0.1             | 0.0                | 7323.1            | 0.0              |
| 26Feb2019 | 06:02 | 0.1             | 0.0                | 7323.1            | 0.0              |
| 26Feb2019 | 06:03 | 0.1             | 0.0                | 7323.1            | 0.0              |
| 26Feb2019 | 06:04 | 0.1             | 0.0                | 7323.1            | 0.0              |
| 26Feb2019 | 06:05 | 0.1             | 0.0                | 7323.1            | 0.0              |
| 26Feb2019 | 06:06 | 0.1             | 0.0                | 7323.1            | 0.0              |



| Date      | Time  | Inflow<br>(CFS) | Storage<br>(AC-FT) | Elevation<br>(FT) | Outflow<br>(CFS) |
|-----------|-------|-----------------|--------------------|-------------------|------------------|
| 26Feb2019 | 06:07 | 0.1             | 0.0                | 7323.1            | 0.0              |
| 26Feb2019 | 06:08 | 0.1             | 0.0                | 7323.1            | 0.0              |
| 26Feb2019 | 06:09 | 0.1             | 0.0                | 7323.1            | 0.0              |
| 26Feb2019 | 06:10 | 0.1             | 0.0                | 7323.1            | 0.0              |
| 26Feb2019 | 06:11 | 0.1             | 0.0                | 7323.1            | 0.0              |
| 26Feb2019 | 06:12 | 0.1             | 0.0                | 7323.1            | 0.0              |
| 26Feb2019 | 06:13 | 0.1             | 0.0                | 7323.1            | 0.0              |
| 26Feb2019 | 06:14 | 0.1             | 0.0                | 7323.1            | 0.0              |
| 26Feb2019 | 06:15 | 0.1             | 0.0                | 7323.1            | 0.0              |
| 26Feb2019 | 06:16 | 0.1             | 0.0                | 7323.1            | 0.0              |
| 26Feb2019 | 06:17 | 0.1             | 0.0                | 7323.1            | 0.0              |
| 26Feb2019 | 06:18 | 0.1             | 0.0                | 7323.1            | 0.0              |
| 26Feb2019 | 06:19 | 0.1             | 0.0                | 7323.1            | 0.0              |
| 26Feb2019 | 06:20 | 0.1             | 0.0                | 7323.1            | 0.0              |
| 26Feb2019 | 06:21 | 0.1             | 0.0                | 7323.1            | 0.0              |
| 26Feb2019 | 06:22 | 0.1             | 0.0                | 7323.1            | 0.0              |
| 26Feb2019 | 06:23 | 0.1             | 0.0                | 7323.1            | 0.0              |
| 26Feb2019 | 06:24 | 0.1             | 0.0                | 7323.1            | 0.0              |
| 26Feb2019 | 06:25 | 0.1             | 0.0                | 7323.1            | 0.0              |
| 26Feb2019 | 06:26 | 0.1             | 0.0                | 7323.1            | 0.0              |
| 26Feb2019 | 06:27 | 0.1             | 0.0                | 7323.1            | 0.0              |
| 26Feb2019 | 06:28 | 0.1             | 0.0                | 7323.1            | 0.0              |
| 26Feb2019 | 06:29 | 0.1             | 0.0                | 7323.1            | 0.0              |
| 26Feb2019 | 06:30 | 0.1             | 0.0                | 7323.1            | 0.0              |
| 26Feb2019 | 06:31 | 0.1             | 0.0                | 7323.1            | 0.0              |
| 26Feb2019 | 06:32 | 0.1             | 0.0                | 7323.1            | 0.0              |
| 26Feb2019 | 06:33 | 0.1             | 0.0                | 7323.1            | 0.0              |
| 26Feb2019 | 06:34 | 0.1             | 0.0                | 7323.1            | 0.0              |
| 26Feb2019 | 06:35 | 0.2             | 0.0                | 7323.1            | 0.0              |
| 26Feb2019 | 06:36 | 0.2             | 0.0                | 7323.1            | 0.0              |
| 26Feb2019 | 06:37 | 0.2             | 0.0                | 7323.1            | 0.0              |

| Date      | Time  | Inflow<br>(CFS) | Storage<br>(AC-FT) | Elevation<br>(FT) | Outflow<br>(CFS) |
|-----------|-------|-----------------|--------------------|-------------------|------------------|
| 26Feb2019 | 06:38 | 0.2             | 0.0                | 7323.1            | 0.0              |
| 26Feb2019 | 06:39 | 0.2             | 0.0                | 7323.1            | 0.0              |
| 26Feb2019 | 06:40 | 0.2             | 0.0                | 7323.1            | 0.0              |
| 26Feb2019 | 06:41 | 0.2             | 0.0                | 7323.1            | 0.0              |
| 26Feb2019 | 06:42 | 0.2             | 0.0                | 7323.1            | 0.0              |
| 26Feb2019 | 06:43 | 0.2             | 0.0                | 7323.1            | 0.0              |
| 26Feb2019 | 06:44 | 0.2             | 0.0                | 7323.1            | 0.0              |
| 26Feb2019 | 06:45 | 0.2             | 0.0                | 7323.1            | 0.0              |
| 26Feb2019 | 06:46 | 0.2             | 0.0                | 7323.1            | 0.0              |
| 26Feb2019 | 06:47 | 0.2             | 0.0                | 7323.1            | 0.0              |
| 26Feb2019 | 06:48 | 0.2             | 0.0                | 7323.1            | 0.0              |
| 26Feb2019 | 06:49 | 0.2             | 0.0                | 7323.1            | 0.0              |
| 26Feb2019 | 06:50 | 0.2             | 0.0                | 7323.1            | 0.0              |
| 26Feb2019 | 06:51 | 0.2             | 0.0                | 7323.1            | 0.0              |
| 26Feb2019 | 06:52 | 0.2             | 0.0                | 7323.1            | 0.0              |
| 26Feb2019 | 06:53 | 0.2             | 0.0                | 7323.1            | 0.0              |
| 26Feb2019 | 06:54 | 0.2             | 0.0                | 7323.1            | 0.0              |
| 26Feb2019 | 06:55 | 0.2             | 0.0                | 7323.1            | 0.0              |
| 26Feb2019 | 06:56 | 0.2             | 0.0                | 7323.1            | 0.0              |
| 26Feb2019 | 06:57 | 0.2             | 0.0                | 7323.1            | 0.0              |
| 26Feb2019 | 06:58 | 0.2             | 0.0                | 7323.1            | 0.0              |
| 26Feb2019 | 06:59 | 0.2             | 0.0                | 7323.1            | 0.0              |
| 26Feb2019 | 07:00 | 0.2             | 0.0                | 7323.1            | 0.0              |
| 26Feb2019 | 07:01 | 0.2             | 0.0                | 7323.1            | 0.0              |
| 26Feb2019 | 07:02 | 0.2             | 0.0                | 7323.1            | 0.0              |
| 26Feb2019 | 07:03 | 0.2             | 0.0                | 7323.1            | 0.0              |
| 26Feb2019 | 07:04 | 0.2             | 0.0                | 7323.1            | 0.0              |
| 26Feb2019 | 07:05 | 0.2             | 0.0                | 7323.1            | 0.0              |
| 26Feb2019 | 07:06 | 0.2             | 0.0                | 7323.1            | 0.0              |
| 26Feb2019 | 07:07 | 0.2             | 0.0                | 7323.1            | 0.0              |
| 26Feb2019 | 07:08 | 0.2             | 0.0                | 7323.1            | 0.0              |

| Date      | Time  | Inflow<br>(CFS) | Storage<br>(AC-FT) | Elevation<br>(FT) | Outflow<br>(CFS) |
|-----------|-------|-----------------|--------------------|-------------------|------------------|
| 26Feb2019 | 07:09 | 0.2             | 0.0                | 7323.1            | 0.0              |
| 26Feb2019 | 07:10 | 0.2             | 0.0                | 7323.1            | 0.0              |
| 26Feb2019 | 07:11 | 0.2             | 0.0                | 7323.1            | 0.0              |
| 26Feb2019 | 07:12 | 0.2             | 0.0                | 7323.1            | 0.0              |
| 26Feb2019 | 07:13 | 0.2             | 0.0                | 7323.1            | 0.0              |
| 26Feb2019 | 07:14 | 0.2             | 0.0                | 7323.1            | 0.0              |
| 26Feb2019 | 07:15 | 0.2             | 0.0                | 7323.1            | 0.0              |
| 26Feb2019 | 07:16 | 0.2             | 0.0                | 7323.1            | 0.0              |
| 26Feb2019 | 07:17 | 0.2             | 0.0                | 7323.1            | 0.0              |
| 26Feb2019 | 07:18 | 0.2             | 0.0                | 7323.1            | 0.0              |
| 26Feb2019 | 07:19 | 0.2             | 0.0                | 7323.1            | 0.0              |
| 26Feb2019 | 07:20 | 0.2             | 0.0                | 7323.1            | 0.0              |
| 26Feb2019 | 07:21 | 0.2             | 0.0                | 7323.1            | 0.0              |
| 26Feb2019 | 07:22 | 0.2             | 0.1                | 7323.1            | 0.0              |
| 26Feb2019 | 07:23 | 0.2             | 0.1                | 7323.1            | 0.0              |
| 26Feb2019 | 07:24 | 0.2             | 0.1                | 7323.1            | 0.0              |
| 26Feb2019 | 07:25 | 0.2             | 0.1                | 7323.1            | 0.0              |
| 26Feb2019 | 07:26 | 0.2             | 0.1                | 7323.1            | 0.0              |
| 26Feb2019 | 07:27 | 0.2             | 0.1                | 7323.1            | 0.0              |
| 26Feb2019 | 07:28 | 0.2             | 0.1                | 7323.1            | 0.0              |
| 26Feb2019 | 07:29 | 0.2             | 0.1                | 7323.2            | 0.0              |
| 26Feb2019 | 07:30 | 0.2             | 0.1                | 7323.2            | 0.0              |
| 26Feb2019 | 07:31 | 0.2             | 0.1                | 7323.2            | 0.0              |
| 26Feb2019 | 07:32 | 0.2             | 0.1                | 7323.2            | 0.0              |
| 26Feb2019 | 07:33 | 0.2             | 0.1                | 7323.2            | 0.0              |
| 26Feb2019 | 07:34 | 0.2             | 0.1                | 7323.2            | 0.0              |
| 26Feb2019 | 07:35 | 0.2             | 0.1                | 7323.2            | 0.0              |
| 26Feb2019 | 07:36 | 0.2             | 0.1                | 7323.2            | 0.0              |
| 26Feb2019 | 07:37 | 0.2             | 0.1                | 7323.2            | 0.0              |
| 26Feb2019 | 07:38 | 0.2             | 0.1                | 7323.2            | 0.0              |
| 26Feb2019 | 07:39 | 0.2             | 0.1                | 7323.2            | 0.0              |

| Date      | Time  | Inflow<br>(CFS) | Storage<br>(AC-FT) | Elevation<br>(FT) | Outflow<br>(CFS) |
|-----------|-------|-----------------|--------------------|-------------------|------------------|
| 26Feb2019 | 07:40 | 0.2             | 0.1                | 7323.2            | 0.0              |
| 26Feb2019 | 07:41 | 0.2             | 0.1                | 7323.2            | 0.0              |
| 26Feb2019 | 07:42 | 0.2             | 0.1                | 7323.2            | 0.0              |
| 26Feb2019 | 07:43 | 0.2             | 0.1                | 7323.2            | 0.0              |
| 26Feb2019 | 07:44 | 0.2             | 0.1                | 7323.2            | 0.0              |
| 26Feb2019 | 07:45 | 0.2             | 0.1                | 7323.2            | 0.0              |
| 26Feb2019 | 07:46 | 0.2             | 0.1                | 7323.2            | 0.0              |
| 26Feb2019 | 07:47 | 0.2             | 0.1                | 7323.2            | 0.0              |
| 26Feb2019 | 07:48 | 0.2             | 0.1                | 7323.2            | 0.0              |
| 26Feb2019 | 07:49 | 0.2             | 0.1                | 7323.2            | 0.0              |
| 26Feb2019 | 07:50 | 0.2             | 0.1                | 7323.2            | 0.0              |
| 26Feb2019 | 07:51 | 0.2             | 0.1                | 7323.2            | 0.0              |
| 26Feb2019 | 07:52 | 0.2             | 0.1                | 7323.2            | 0.0              |
| 26Feb2019 | 07:53 | 0.2             | 0.1                | 7323.2            | 0.0              |
| 26Feb2019 | 07:54 | 0.2             | 0.1                | 7323.2            | 0.0              |
| 26Feb2019 | 07:55 | 0.2             | 0.1                | 7323.2            | 0.0              |
| 26Feb2019 | 07:56 | 0.2             | 0.1                | 7323.2            | 0.0              |
| 26Feb2019 | 07:57 | 0.2             | 0.1                | 7323.2            | 0.0              |
| 26Feb2019 | 07:58 | 0.2             | 0.1                | 7323.2            | 0.0              |
| 26Feb2019 | 07:59 | 0.2             | 0.1                | 7323.2            | 0.0              |
| 26Feb2019 | 08:00 | 0.2             | 0.1                | 7323.2            | 0.0              |
| 26Feb2019 | 08:01 | 0.2             | 0.1                | 7323.2            | 0.0              |
| 26Feb2019 | 08:02 | 0.2             | 0.1                | 7323.2            | 0.0              |
| 26Feb2019 | 08:03 | 0.2             | 0.1                | 7323.2            | 0.0              |
| 26Feb2019 | 08:04 | 0.2             | 0.1                | 7323.2            | 0.0              |
| 26Feb2019 | 08:05 | 0.2             | 0.1                | 7323.2            | 0.0              |
| 26Feb2019 | 08:06 | 0.2             | 0.1                | 7323.2            | 0.0              |
| 26Feb2019 | 08:07 | 0.2             | 0.1                | 7323.2            | 0.0              |
| 26Feb2019 | 08:08 | 0.2             | 0.1                | 7323.2            | 0.0              |
| 26Feb2019 | 08:09 | 0.2             | 0.1                | 7323.2            | 0.0              |
| 26Feb2019 | 08:10 | 0.2             | 0.1                | 7323.2            | 0.0              |

| Date      | Time  | Inflow<br>(CFS) | Storage<br>(AC-FT) | Elevation<br>(FT) | Outflow<br>(CFS) |
|-----------|-------|-----------------|--------------------|-------------------|------------------|
| 26Feb2019 | 08:11 | 0.2             | 0.1                | 7323.2            | 0.1              |
| 26Feb2019 | 08:12 | 0.2             | 0.1                | 7323.2            | 0.1              |
| 26Feb2019 | 08:13 | 0.2             | 0.1                | 7323.2            | 0.1              |
| 26Feb2019 | 08:14 | 0.2             | 0.1                | 7323.2            | 0.1              |
| 26Feb2019 | 08:15 | 0.2             | 0.1                | 7323.2            | 0.1              |
| 26Feb2019 | 08:16 | 0.2             | 0.1                | 7323.2            | 0.1              |
| 26Feb2019 | 08:17 | 0.2             | 0.1                | 7323.2            | 0.1              |
| 26Feb2019 | 08:18 | 0.2             | 0.1                | 7323.2            | 0.1              |
| 26Feb2019 | 08:19 | 0.2             | 0.1                | 7323.2            | 0.1              |
| 26Feb2019 | 08:20 | 0.2             | 0.1                | 7323.2            | 0.1              |
| 26Feb2019 | 08:21 | 0.2             | 0.1                | 7323.2            | 0.1              |
| 26Feb2019 | 08:22 | 0.2             | 0.1                | 7323.2            | 0.1              |
| 26Feb2019 | 08:23 | 0.2             | 0.1                | 7323.2            | 0.1              |
| 26Feb2019 | 08:24 | 0.2             | 0.1                | 7323.2            | 0.1              |
| 26Feb2019 | 08:25 | 0.2             | 0.1                | 7323.2            | 0.1              |
| 26Feb2019 | 08:26 | 0.2             | 0.1                | 7323.2            | 0.1              |
| 26Feb2019 | 08:27 | 0.2             | 0.1                | 7323.2            | 0.1              |
| 26Feb2019 | 08:28 | 0.2             | 0.1                | 7323.2            | 0.1              |
| 26Feb2019 | 08:29 | 0.2             | 0.1                | 7323.2            | 0.1              |
| 26Feb2019 | 08:30 | 0.2             | 0.1                | 7323.2            | 0.1              |
| 26Feb2019 | 08:31 | 0.2             | 0.1                | 7323.2            | 0.1              |
| 26Feb2019 | 08:32 | 0.2             | 0.1                | 7323.2            | 0.1              |
| 26Feb2019 | 08:33 | 0.2             | 0.1                | 7323.2            | 0.1              |
| 26Feb2019 | 08:34 | 0.2             | 0.1                | 7323.2            | 0.1              |
| 26Feb2019 | 08:35 | 0.2             | 0.1                | 7323.2            | 0.1              |
| 26Feb2019 | 08:36 | 0.2             | 0.1                | 7323.2            | 0.1              |
| 26Feb2019 | 08:37 | 0.2             | 0.1                | 7323.2            | 0.1              |
| 26Feb2019 | 08:38 | 0.2             | 0.1                | 7323.2            | 0.1              |
| 26Feb2019 | 08:39 | 0.2             | 0.1                | 7323.2            | 0.1              |
| 26Feb2019 | 08:40 | 0.2             | 0.1                | 7323.2            | 0.1              |
| 26Feb2019 | 08:41 | 0.2             | 0.1                | 7323.2            | 0.1              |

| Date      | Time  | Inflow<br>(CFS) | Storage<br>(AC-FT) | Elevation<br>(FT) | Outflow<br>(CFS) |
|-----------|-------|-----------------|--------------------|-------------------|------------------|
| 26Feb2019 | 08:42 | 0.2             | 0.1                | 7323.2            | 0.1              |
| 26Feb2019 | 08:43 | 0.2             | 0.1                | 7323.2            | 0.1              |
| 26Feb2019 | 08:44 | 0.2             | 0.1                | 7323.2            | 0.1              |
| 26Feb2019 | 08:45 | 0.2             | 0.1                | 7323.2            | 0.1              |
| 26Feb2019 | 08:46 | 0.2             | 0.1                | 7323.2            | 0.1              |
| 26Feb2019 | 08:47 | 0.2             | 0.1                | 7323.3            | 0.1              |
| 26Feb2019 | 08:48 | 0.2             | 0.1                | 7323.3            | 0.1              |
| 26Feb2019 | 08:49 | 0.2             | 0.1                | 7323.3            | 0.1              |
| 26Feb2019 | 08:50 | 0.2             | 0.1                | 7323.3            | 0.1              |
| 26Feb2019 | 08:51 | 0.2             | 0.1                | 7323.3            | 0.1              |
| 26Feb2019 | 08:52 | 0.2             | 0.1                | 7323.3            | 0.1              |
| 26Feb2019 | 08:53 | 0.2             | 0.1                | 7323.3            | 0.1              |
| 26Feb2019 | 08:54 | 0.2             | 0.1                | 7323.3            | 0.1              |
| 26Feb2019 | 08:55 | 0.2             | 0.1                | 7323.3            | 0.1              |
| 26Feb2019 | 08:56 | 0.2             | 0.1                | 7323.3            | 0.1              |
| 26Feb2019 | 08:57 | 0.2             | 0.1                | 7323.3            | 0.1              |
| 26Feb2019 | 08:58 | 0.2             | 0.1                | 7323.3            | 0.1              |
| 26Feb2019 | 08:59 | 0.2             | 0.1                | 7323.3            | 0.1              |
| 26Feb2019 | 09:00 | 0.2             | 0.1                | 7323.3            | 0.1              |
| 26Feb2019 | 09:01 | 0.2             | 0.1                | 7323.3            | 0.1              |
| 26Feb2019 | 09:02 | 0.2             | 0.1                | 7323.3            | 0.1              |
| 26Feb2019 | 09:03 | 0.2             | 0.1                | 7323.3            | 0.1              |
| 26Feb2019 | 09:04 | 0.2             | 0.1                | 7323.3            | 0.1              |
| 26Feb2019 | 09:05 | 0.2             | 0.1                | 7323.3            | 0.1              |
| 26Feb2019 | 09:06 | 0.2             | 0.1                | 7323.3            | 0.1              |
| 26Feb2019 | 09:07 | 0.2             | 0.1                | 7323.3            | 0.1              |
| 26Feb2019 | 09:08 | 0.2             | 0.1                | 7323.3            | 0.1              |
| 26Feb2019 | 09:09 | 0.2             | 0.1                | 7323.3            | 0.1              |
| 26Feb2019 | 09:10 | 0.2             | 0.1                | 7323.3            | 0.1              |
| 26Feb2019 | 09:11 | 0.2             | 0.1                | 7323.3            | 0.1              |
| 26Feb2019 | 09:12 | 0.2             | 0.1                | 7323.3            | 0.1              |

| Date      | Time  | Inflow<br>(CFS) | Storage<br>(AC-FT) | Elevation<br>(FT) | Outflow<br>(CFS) |
|-----------|-------|-----------------|--------------------|-------------------|------------------|
| 26Feb2019 | 09:13 | 0.2             | 0.1                | 7323.3            | 0.1              |
| 26Feb2019 | 09:14 | 0.3             | 0.1                | 7323.3            | 0.1              |
| 26Feb2019 | 09:15 | 0.3             | 0.1                | 7323.3            | 0.1              |
| 26Feb2019 | 09:16 | 0.3             | 0.1                | 7323.3            | 0.1              |
| 26Feb2019 | 09:17 | 0.3             | 0.1                | 7323.3            | 0.1              |
| 26Feb2019 | 09:18 | 0.3             | 0.1                | 7323.3            | 0.1              |
| 26Feb2019 | 09:19 | 0.3             | 0.1                | 7323.3            | 0.1              |
| 26Feb2019 | 09:20 | 0.3             | 0.1                | 7323.3            | 0.1              |
| 26Feb2019 | 09:21 | 0.3             | 0.1                | 7323.3            | 0.1              |
| 26Feb2019 | 09:22 | 0.3             | 0.1                | 7323.3            | 0.1              |
| 26Feb2019 | 09:23 | 0.3             | 0.1                | 7323.3            | 0.1              |
| 26Feb2019 | 09:24 | 0.3             | 0.1                | 7323.3            | 0.1              |
| 26Feb2019 | 09:25 | 0.3             | 0.1                | 7323.3            | 0.1              |
| 26Feb2019 | 09:26 | 0.3             | 0.1                | 7323.3            | 0.1              |
| 26Feb2019 | 09:27 | 0.3             | 0.1                | 7323.3            | 0.1              |
| 26Feb2019 | 09:28 | 0.3             | 0.1                | 7323.3            | 0.1              |
| 26Feb2019 | 09:29 | 0.3             | 0.1                | 7323.3            | 0.1              |
| 26Feb2019 | 09:30 | 0.3             | 0.1                | 7323.3            | 0.1              |
| 26Feb2019 | 09:31 | 0.3             | 0.1                | 7323.3            | 0.1              |
| 26Feb2019 | 09:32 | 0.3             | 0.1                | 7323.3            | 0.1              |
| 26Feb2019 | 09:33 | 0.3             | 0.1                | 7323.3            | 0.1              |
| 26Feb2019 | 09:34 | 0.3             | 0.1                | 7323.3            | 0.1              |
| 26Feb2019 | 09:35 | 0.3             | 0.1                | 7323.3            | 0.1              |
| 26Feb2019 | 09:36 | 0.3             | 0.1                | 7323.3            | 0.1              |
| 26Feb2019 | 09:37 | 0.3             | 0.1                | 7323.3            | 0.1              |
| 26Feb2019 | 09:38 | 0.3             | 0.1                | 7323.3            | 0.1              |
| 26Feb2019 | 09:39 | 0.3             | 0.1                | 7323.3            | 0.1              |
| 26Feb2019 | 09:40 | 0.3             | 0.1                | 7323.3            | 0.1              |
| 26Feb2019 | 09:41 | 0.3             | 0.1                | 7323.4            | 0.1              |
| 26Feb2019 | 09:42 | 0.3             | 0.1                | 7323.4            | 0.1              |
| 26Feb2019 | 09:43 | 0.3             | 0.1                | 7323.4            | 0.1              |

| Date      | Time  | Inflow<br>(CFS) | Storage<br>(AC-FT) | Elevation<br>(FT) | Outflow<br>(CFS) |
|-----------|-------|-----------------|--------------------|-------------------|------------------|
| 26Feb2019 | 09:44 | 0.3             | 0.1                | 7323.4            | 0.1              |
| 26Feb2019 | 09:45 | 0.3             | 0.1                | 7323.4            | 0.1              |
| 26Feb2019 | 09:46 | 0.3             | 0.1                | 7323.4            | 0.1              |
| 26Feb2019 | 09:47 | 0.3             | 0.1                | 7323.4            | 0.1              |
| 26Feb2019 | 09:48 | 0.3             | 0.1                | 7323.4            | 0.1              |
| 26Feb2019 | 09:49 | 0.3             | 0.1                | 7323.4            | 0.1              |
| 26Feb2019 | 09:50 | 0.3             | 0.1                | 7323.4            | 0.1              |
| 26Feb2019 | 09:51 | 0.3             | 0.1                | 7323.4            | 0.1              |
| 26Feb2019 | 09:52 | 0.3             | 0.1                | 7323.4            | 0.1              |
| 26Feb2019 | 09:53 | 0.3             | 0.1                | 7323.4            | 0.1              |
| 26Feb2019 | 09:54 | 0.3             | 0.1                | 7323.4            | 0.1              |
| 26Feb2019 | 09:55 | 0.3             | 0.1                | 7323.4            | 0.1              |
| 26Feb2019 | 09:56 | 0.3             | 0.1                | 7323.4            | 0.1              |
| 26Feb2019 | 09:57 | 0.3             | 0.1                | 7323.4            | 0.1              |
| 26Feb2019 | 09:58 | 0.3             | 0.1                | 7323.4            | 0.1              |
| 26Feb2019 | 09:59 | 0.3             | 0.1                | 7323.4            | 0.1              |
| 26Feb2019 | 10:00 | 0.3             | 0.1                | 7323.4            | 0.1              |
| 26Feb2019 | 10:01 | 0.3             | 0.1                | 7323.4            | 0.1              |
| 26Feb2019 | 10:02 | 0.3             | 0.1                | 7323.4            | 0.1              |
| 26Feb2019 | 10:03 | 0.3             | 0.1                | 7323.4            | 0.1              |
| 26Feb2019 | 10:04 | 0.3             | 0.1                | 7323.4            | 0.1              |
| 26Feb2019 | 10:05 | 0.3             | 0.1                | 7323.4            | 0.1              |
| 26Feb2019 | 10:06 | 0.3             | 0.1                | 7323.4            | 0.1              |
| 26Feb2019 | 10:07 | 0.3             | 0.1                | 7323.4            | 0.1              |
| 26Feb2019 | 10:08 | 0.3             | 0.1                | 7323.4            | 0.1              |
| 26Feb2019 | 10:09 | 0.3             | 0.1                | 7323.4            | 0.1              |
| 26Feb2019 | 10:10 | 0.3             | 0.1                | 7323.4            | 0.1              |
| 26Feb2019 | 10:11 | 0.3             | 0.1                | 7323.4            | 0.1              |
| 26Feb2019 | 10:12 | 0.3             | 0.1                | 7323.4            | 0.1              |
| 26Feb2019 | 10:13 | 0.3             | 0.1                | 7323.4            | 0.1              |
| 26Feb2019 | 10:14 | 0.3             | 0.1                | 7323.4            | 0.1              |



| Date      | Time  | Inflow<br>(CFS) | Storage<br>(AC-FT) | Elevation<br>(FT) | Outflow<br>(CFS) |
|-----------|-------|-----------------|--------------------|-------------------|------------------|
| 26Feb2019 | 10:15 | 0.3             | 0.1                | 7323.4            | 0.1              |
| 26Feb2019 | 10:16 | 0.3             | 0.1                | 7323.4            | 0.1              |
| 26Feb2019 | 10:17 | 0.3             | 0.1                | 7323.4            | 0.1              |
| 26Feb2019 | 10:18 | 0.3             | 0.1                | 7323.4            | 0.1              |
| 26Feb2019 | 10:19 | 0.3             | 0.1                | 7323.4            | 0.1              |
| 26Feb2019 | 10:20 | 0.3             | 0.1                | 7323.4            | 0.1              |
| 26Feb2019 | 10:21 | 0.3             | 0.1                | 7323.4            | 0.1              |
| 26Feb2019 | 10:22 | 0.3             | 0.1                | 7323.4            | 0.1              |
| 26Feb2019 | 10:23 | 0.3             | 0.1                | 7323.4            | 0.1              |
| 26Feb2019 | 10:24 | 0.3             | 0.1                | 7323.4            | 0.1              |
| 26Feb2019 | 10:25 | 0.3             | 0.1                | 7323.5            | 0.1              |
| 26Feb2019 | 10:26 | 0.4             | 0.1                | 7323.5            | 0.1              |
| 26Feb2019 | 10:27 | 0.4             | 0.1                | 7323.5            | 0.1              |
| 26Feb2019 | 10:28 | 0.4             | 0.1                | 7323.5            | 0.1              |
| 26Feb2019 | 10:29 | 0.4             | 0.1                | 7323.5            | 0.1              |
| 26Feb2019 | 10:30 | 0.4             | 0.1                | 7323.5            | 0.1              |
| 26Feb2019 | 10:31 | 0.4             | 0.1                | 7323.5            | 0.1              |
| 26Feb2019 | 10:32 | 0.4             | 0.1                | 7323.5            | 0.1              |
| 26Feb2019 | 10:33 | 0.4             | 0.1                | 7323.5            | 0.1              |
| 26Feb2019 | 10:34 | 0.4             | 0.1                | 7323.5            | 0.1              |
| 26Feb2019 | 10:35 | 0.4             | 0.1                | 7323.5            | 0.1              |
| 26Feb2019 | 10:36 | 0.4             | 0.1                | 7323.5            | 0.1              |
| 26Feb2019 | 10:37 | 0.4             | 0.1                | 7323.5            | 0.1              |
| 26Feb2019 | 10:38 | 0.4             | 0.1                | 7323.5            | 0.1              |
| 26Feb2019 | 10:39 | 0.4             | 0.1                | 7323.5            | 0.1              |
| 26Feb2019 | 10:40 | 0.4             | 0.1                | 7323.5            | 0.1              |
| 26Feb2019 | 10:41 | 0.4             | 0.1                | 7323.5            | 0.1              |
| 26Feb2019 | 10:42 | 0.4             | 0.1                | 7323.5            | 0.1              |
| 26Feb2019 | 10:43 | 0.4             | 0.1                | 7323.5            | 0.1              |
| 26Feb2019 | 10:44 | 0.4             | 0.1                | 7323.5            | 0.1              |
| 26Feb2019 | 10:45 | 0.4             | 0.1                | 7323.5            | 0.1              |

| Date      | Time  | Inflow<br>(CFS) | Storage<br>(AC-FT) | Elevation<br>(FT) | Outflow<br>(CFS) |
|-----------|-------|-----------------|--------------------|-------------------|------------------|
| 26Feb2019 | 10:46 | 0.4             | 0.1                | 7323.5            | 0.1              |
| 26Feb2019 | 10:47 | 0.4             | 0.1                | 7323.5            | 0.1              |
| 26Feb2019 | 10:48 | 0.4             | 0.1                | 7323.5            | 0.1              |
| 26Feb2019 | 10:49 | 0.4             | 0.1                | 7323.5            | 0.1              |
| 26Feb2019 | 10:50 | 0.4             | 0.1                | 7323.5            | 0.1              |
| 26Feb2019 | 10:51 | 0.4             | 0.1                | 7323.5            | 0.1              |
| 26Feb2019 | 10:52 | 0.4             | 0.1                | 7323.5            | 0.1              |
| 26Feb2019 | 10:53 | 0.5             | 0.1                | 7323.5            | 0.1              |
| 26Feb2019 | 10:54 | 0.5             | 0.1                | 7323.5            | 0.1              |
| 26Feb2019 | 10:55 | 0.5             | 0.1                | 7323.5            | 0.1              |
| 26Feb2019 | 10:56 | 0.5             | 0.1                | 7323.6            | 0.1              |
| 26Feb2019 | 10:57 | 0.5             | 0.1                | 7323.6            | 0.1              |
| 26Feb2019 | 10:58 | 0.5             | 0.1                | 7323.6            | 0.1              |
| 26Feb2019 | 10:59 | 0.5             | 0.1                | 7323.6            | 0.1              |
| 26Feb2019 | 11:00 | 0.5             | 0.1                | 7323.6            | 0.1              |
| 26Feb2019 | 11:01 | 0.5             | 0.1                | 7323.6            | 0.1              |
| 26Feb2019 | 11:02 | 0.5             | 0.1                | 7323.6            | 0.1              |
| 26Feb2019 | 11:03 | 0.5             | 0.1                | 7323.6            | 0.1              |
| 26Feb2019 | 11:04 | 0.5             | 0.1                | 7323.6            | 0.1              |
| 26Feb2019 | 11:05 | 0.5             | 0.1                | 7323.6            | 0.1              |
| 26Feb2019 | 11:06 | 0.5             | 0.1                | 7323.6            | 0.1              |
| 26Feb2019 | 11:07 | 0.5             | 0.1                | 7323.6            | 0.1              |
| 26Feb2019 | 11:08 | 0.5             | 0.1                | 7323.6            | 0.1              |
| 26Feb2019 | 11:09 | 0.5             | 0.1                | 7323.6            | 0.1              |
| 26Feb2019 | 11:10 | 0.5             | 0.1                | 7323.6            | 0.1              |
| 26Feb2019 | 11:11 | 0.6             | 0.1                | 7323.6            | 0.1              |
| 26Feb2019 | 11:12 | 0.6             | 0.1                | 7323.6            | 0.1              |
| 26Feb2019 | 11:13 | 0.6             | 0.1                | 7323.6            | 0.1              |
| 26Feb2019 | 11:14 | 0.6             | 0.1                | 7323.6            | 0.1              |
| 26Feb2019 | 11:15 | 0.6             | 0.1                | 7323.6            | 0.1              |
| 26Feb2019 | 11:16 | 0.6             | 0.1                | 7323.6            | 0.1              |

| Date      | Time  | Inflow<br>(CFS) | Storage<br>(AC-FT) | Elevation<br>(FT) | Outflow<br>(CFS) |
|-----------|-------|-----------------|--------------------|-------------------|------------------|
| 26Feb2019 | 11:17 | 0.6             | 0.1                | 7323.6            | 0.1              |
| 26Feb2019 | 11:18 | 0.6             | 0.1                | 7323.7            | 0.1              |
| 26Feb2019 | 11:19 | 0.6             | 0.1                | 7323.7            | 0.1              |
| 26Feb2019 | 11:20 | 0.6             | 0.1                | 7323.7            | 0.1              |
| 26Feb2019 | 11:21 | 0.6             | 0.1                | 7323.7            | 0.1              |
| 26Feb2019 | 11:22 | 0.7             | 0.1                | 7323.7            | 0.1              |
| 26Feb2019 | 11:23 | 0.7             | 0.1                | 7323.7            | 0.1              |
| 26Feb2019 | 11:24 | 0.7             | 0.1                | 7323.7            | 0.1              |
| 26Feb2019 | 11:25 | 0.7             | 0.1                | 7323.7            | 0.1              |
| 26Feb2019 | 11:26 | 0.7             | 0.1                | 7323.7            | 0.1              |
| 26Feb2019 | 11:27 | 0.7             | 0.1                | 7323.7            | 0.1              |
| 26Feb2019 | 11:28 | 0.7             | 0.1                | 7323.7            | 0.1              |
| 26Feb2019 | 11:29 | 0.7             | 0.1                | 7323.7            | 0.1              |
| 26Feb2019 | 11:30 | 0.8             | 0.1                | 7323.7            | 0.1              |
| 26Feb2019 | 11:31 | 0.8             | 0.1                | 7323.7            | 0.1              |
| 26Feb2019 | 11:32 | 0.8             | 0.1                | 7323.7            | 0.1              |
| 26Feb2019 | 11:33 | 0.8             | 0.1                | 7323.7            | 0.1              |
| 26Feb2019 | 11:34 | 0.8             | 0.1                | 7323.8            | 0.1              |
| 26Feb2019 | 11:35 | 0.9             | 0.1                | 7323.8            | 0.1              |
| 26Feb2019 | 11:36 | 0.9             | 0.1                | 7323.8            | 0.1              |
| 26Feb2019 | 11:37 | 0.9             | 0.1                | 7323.8            | 0.1              |
| 26Feb2019 | 11:38 | 1.0             | 0.1                | 7323.8            | 0.1              |
| 26Feb2019 | 11:39 | 1.0             | 0.1                | 7323.8            | 0.1              |
| 26Feb2019 | 11:40 | 1.1             | 0.1                | 7323.8            | 0.1              |
| 26Feb2019 | 11:41 | 1.2             | 0.1                | 7323.8            | 0.1              |
| 26Feb2019 | 11:42 | 1.3             | 0.1                | 7323.8            | 0.1              |
| 26Feb2019 | 11:43 | 1.4             | 0.1                | 7323.8            | 0.1              |
| 26Feb2019 | 11:44 | 1.6             | 0.2                | 7323.8            | 0.1              |
| 26Feb2019 | 11:45 | 1.7             | 0.2                | 7323.9            | 0.1              |
| 26Feb2019 | 11:46 | 1.9             | 0.2                | 7323.9            | 0.1              |
| 26Feb2019 | 11:47 | 2.1             | 0.2                | 7323.9            | 0.1              |

| Date      | Time  | Inflow<br>(CFS) | Storage<br>(AC-FT) | Elevation<br>(FT) | Outflow<br>(CFS) |
|-----------|-------|-----------------|--------------------|-------------------|------------------|
| 26Feb2019 | 11:48 | 2.3             | 0.2                | 7323.9            | 0.1              |
| 26Feb2019 | 11:49 | 2.5             | 0.2                | 7323.9            | 0.1              |
| 26Feb2019 | 11:50 | 2.8             | 0.2                | 7324.0            | 0.1              |
| 26Feb2019 | 11:51 | 3.2             | 0.2                | 7324.0            | 0.1              |
| 26Feb2019 | 11:52 | 3.7             | 0.2                | 7324.0            | 0.2              |
| 26Feb2019 | 11:53 | 4.3             | 0.2                | 7324.0            | 0.3              |
| 26Feb2019 | 11:54 | 5.2             | 0.2                | 7324.1            | 0.4              |
| 26Feb2019 | 11:55 | 6.3             | 0.2                | 7324.1            | 0.6              |
| 26Feb2019 | 11:56 | 7.7             | 0.2                | 7324.1            | 0.7              |
| 26Feb2019 | 11:57 | 9.2             | 0.2                | 7324.2            | 1.0              |
| 26Feb2019 | 11:58 | 10.8            | 0.2                | 7324.2            | 1.2              |
| 26Feb2019 | 11:59 | 12.5            | 0.2                | 7324.3            | 1.5              |
| 26Feb2019 | 12:00 | 14.1            | 0.3                | 7324.3            | 1.8              |
| 26Feb2019 | 12:01 | 15.6            | 0.3                | 7324.4            | 2.2              |
| 26Feb2019 | 12:02 | 17.0            | 0.3                | 7324.4            | 2.6              |
| 26Feb2019 | 12:03 | 18.1            | 0.3                | 7324.5            | 3.0              |
| 26Feb2019 | 12:04 | 18.9            | 0.3                | 7324.6            | 3.4              |
| 26Feb2019 | 12:05 | 19.4            | 0.4                | 7324.7            | 3.9              |
| 26Feb2019 | 12:06 | 19.5            | 0.4                | 7324.8            | 4.3              |
| 26Feb2019 | 12:07 | 19.1            | 0.4                | 7324.8            | 4.7              |
| 26Feb2019 | 12:08 | 18.4            | 0.4                | 7324.9            | 5.1              |
| 26Feb2019 | 12:09 | 17.4            | 0.4                | 7325.0            | 5.5              |
| 26Feb2019 | 12:10 | 16.3            | 0.4                | 7325.0            | 6.1              |
| 26Feb2019 | 12:11 | 15.0            | 0.5                | 7325.1            | 6.9              |
| 26Feb2019 | 12:12 | 13.7            | 0.5                | 7325.1            | 7.5              |
| 26Feb2019 | 12:13 | 12.4            | 0.5                | 7325.1            | 8.0              |
| 26Feb2019 | 12:14 | 11.1            | 0.5                | 7325.1            | 8.3              |
| 26Feb2019 | 12:15 | 9.8             | 0.5                | 7325.1            | 8.5              |
| 26Feb2019 | 12:16 | 8.7             | 0.5                | 7325.1            | 8.6              |
| 26Feb2019 | 12:17 | 7.7             | 0.5                | 7325.1            | 8.5              |
| 26Feb2019 | 12:18 | 6.9             | 0.5                | 7325.1            | 8.4              |

| Date      | Time  | Inflow<br>(CFS) | Storage<br>(AC-FT) | Elevation<br>(FT) | Outflow<br>(CFS) |
|-----------|-------|-----------------|--------------------|-------------------|------------------|
| 26Feb2019 | 12:19 | 6.1             | 0.5                | 7325.1            | 8.3              |
| 26Feb2019 | 12:20 | 5.5             | 0.5                | 7325.1            | 8.1              |
| 26Feb2019 | 12:21 | 4.9             | 0.5                | 7325.1            | 7.8              |
| 26Feb2019 | 12:22 | 4.4             | 0.5                | 7325.1            | 7.5              |
| 26Feb2019 | 12:23 | 4.0             | 0.5                | 7325.1            | 7.3              |
| 26Feb2019 | 12:24 | 3.6             | 0.5                | 7325.1            | 7.0              |
| 26Feb2019 | 12:25 | 3.2             | 0.5                | 7325.0            | 6.7              |
| 26Feb2019 | 12:26 | 3.0             | 0.5                | 7325.0            | 6.4              |
| 26Feb2019 | 12:27 | 2.7             | 0.4                | 7325.0            | 6.1              |
| 26Feb2019 | 12:28 | 2.5             | 0.4                | 7325.0            | 5.8              |
| 26Feb2019 | 12:29 | 2.3             | 0.4                | 7325.0            | 5.6              |
| 26Feb2019 | 12:30 | 2.1             | 0.4                | 7325.0            | 5.5              |
| 26Feb2019 | 12:31 | 2.0             | 0.4                | 7325.0            | 5.4              |
| 26Feb2019 | 12:32 | 1.8             | 0.4                | 7324.9            | 5.3              |
| 26Feb2019 | 12:33 | 1.7             | 0.4                | 7324.9            | 5.2              |
| 26Feb2019 | 12:34 | 1.6             | 0.4                | 7324.9            | 5.1              |
| 26Feb2019 | 12:35 | 1.5             | 0.4                | 7324.9            | 5.0              |
| 26Feb2019 | 12:36 | 1.4             | 0.4                | 7324.9            | 4.9              |
| 26Feb2019 | 12:37 | 1.3             | 0.4                | 7324.8            | 4.8              |
| 26Feb2019 | 12:38 | 1.3             | 0.4                | 7324.8            | 4.7              |
| 26Feb2019 | 12:39 | 1.2             | 0.4                | 7324.8            | 4.6              |
| 26Feb2019 | 12:40 | 1.1             | 0.4                | 7324.8            | 4.5              |
| 26Feb2019 | 12:41 | 1.1             | 0.4                | 7324.8            | 4.4              |
| 26Feb2019 | 12:42 | 1.0             | 0.4                | 7324.8            | 4.3              |
| 26Feb2019 | 12:43 | 1.0             | 0.4                | 7324.7            | 4.2              |
| 26Feb2019 | 12:44 | 0.9             | 0.4                | 7324.7            | 4.1              |
| 26Feb2019 | 12:45 | 0.9             | 0.4                | 7324.7            | 4.0              |
| 26Feb2019 | 12:46 | 0.9             | 0.4                | 7324.7            | 4.0              |
| 26Feb2019 | 12:47 | 0.8             | 0.4                | 7324.7            | 3.9              |
| 26Feb2019 | 12:48 | 0.8             | 0.4                | 7324.7            | 3.8              |
| 26Feb2019 | 12:49 | 0.8             | 0.3                | 7324.6            | 3.7              |

| Date      | Time  | Inflow<br>(CFS) | Storage<br>(AC-FT) | Elevation<br>(FT) | Outflow<br>(CFS) |
|-----------|-------|-----------------|--------------------|-------------------|------------------|
| 26Feb2019 | 12:50 | 0.8             | 0.3                | 7324.6            | 3.6              |
| 26Feb2019 | 12:51 | 0.7             | 0.3                | 7324.6            | 3.5              |
| 26Feb2019 | 12:52 | 0.7             | 0.3                | 7324.6            | 3.5              |
| 26Feb2019 | 12:53 | 0.7             | 0.3                | 7324.6            | 3.4              |
| 26Feb2019 | 12:54 | 0.7             | 0.3                | 7324.6            | 3.3              |
| 26Feb2019 | 12:55 | 0.7             | 0.3                | 7324.6            | 3.2              |
| 26Feb2019 | 12:56 | 0.7             | 0.3                | 7324.6            | 3.2              |
| 26Feb2019 | 12:57 | 0.7             | 0.3                | 7324.5            | 3.1              |
| 26Feb2019 | 12:58 | 0.6             | 0.3                | 7324.5            | 3.0              |
| 26Feb2019 | 12:59 | 0.6             | 0.3                | 7324.5            | 3.0              |
| 26Feb2019 | 13:00 | 0.6             | 0.3                | 7324.5            | 2.9              |
| 26Feb2019 | 13:01 | 0.6             | 0.3                | 7324.5            | 2.8              |
| 26Feb2019 | 13:02 | 0.6             | 0.3                | 7324.5            | 2.8              |
| 26Feb2019 | 13:03 | 0.6             | 0.3                | 7324.5            | 2.7              |
| 26Feb2019 | 13:04 | 0.6             | 0.3                | 7324.5            | 2.6              |
| 26Feb2019 | 13:05 | 0.6             | 0.3                | 7324.4            | 2.6              |
| 26Feb2019 | 13:06 | 0.6             | 0.3                | 7324.4            | 2.5              |
| 26Feb2019 | 13:07 | 0.6             | 0.3                | 7324.4            | 2.5              |
| 26Feb2019 | 13:08 | 0.6             | 0.3                | 7324.4            | 2.4              |
| 26Feb2019 | 13:09 | 0.6             | 0.3                | 7324.4            | 2.4              |
| 26Feb2019 | 13:10 | 0.6             | 0.3                | 7324.4            | 2.3              |
| 26Feb2019 | 13:11 | 0.5             | 0.3                | 7324.4            | 2.3              |
| 26Feb2019 | 13:12 | 0.5             | 0.3                | 7324.4            | 2.2              |
| 26Feb2019 | 13:13 | 0.5             | 0.3                | 7324.4            | 2.2              |
| 26Feb2019 | 13:14 | 0.5             | 0.3                | 7324.4            | 2.1              |
| 26Feb2019 | 13:15 | 0.5             | 0.3                | 7324.4            | 2.1              |
| 26Feb2019 | 13:16 | 0.5             | 0.3                | 7324.4            | 2.0              |
| 26Feb2019 | 13:17 | 0.5             | 0.3                | 7324.3            | 2.0              |
| 26Feb2019 | 13:18 | 0.5             | 0.3                | 7324.3            | 2.0              |
| 26Feb2019 | 13:19 | 0.5             | 0.3                | 7324.3            | 1.9              |
| 26Feb2019 | 13:20 | 0.5             | 0.3                | 7324.3            | 1.9              |

| Date      | Time  | Inflow<br>(CFS) | Storage<br>(AC-FT) | Elevation<br>(FT) | Outflow<br>(CFS) |
|-----------|-------|-----------------|--------------------|-------------------|------------------|
| 26Feb2019 | 13:21 | 0.5             | 0.3                | 7324.3            | 1.8              |
| 26Feb2019 | 13:22 | 0.5             | 0.3                | 7324.3            | 1.8              |
| 26Feb2019 | 13:23 | 0.5             | 0.3                | 7324.3            | 1.8              |
| 26Feb2019 | 13:24 | 0.5             | 0.3                | 7324.3            | 1.7              |
| 26Feb2019 | 13:25 | 0.5             | 0.2                | 7324.3            | 1.7              |
| 26Feb2019 | 13:26 | 0.5             | 0.2                | 7324.3            | 1.7              |
| 26Feb2019 | 13:27 | 0.5             | 0.2                | 7324.3            | 1.6              |
| 26Feb2019 | 13:28 | 0.5             | 0.2                | 7324.3            | 1.6              |
| 26Feb2019 | 13:29 | 0.5             | 0.2                | 7324.3            | 1.6              |
| 26Feb2019 | 13:30 | 0.5             | 0.2                | 7324.3            | 1.5              |
| 26Feb2019 | 13:31 | 0.4             | 0.2                | 7324.3            | 1.5              |
| 26Feb2019 | 13:32 | 0.4             | 0.2                | 7324.2            | 1.5              |
| 26Feb2019 | 13:33 | 0.4             | 0.2                | 7324.2            | 1.4              |
| 26Feb2019 | 13:34 | 0.4             | 0.2                | 7324.2            | 1.4              |
| 26Feb2019 | 13:35 | 0.4             | 0.2                | 7324.2            | 1.4              |
| 26Feb2019 | 13:36 | 0.4             | 0.2                | 7324.2            | 1.4              |
| 26Feb2019 | 13:37 | 0.4             | 0.2                | 7324.2            | 1.3              |
| 26Feb2019 | 13:38 | 0.4             | 0.2                | 7324.2            | 1.3              |
| 26Feb2019 | 13:39 | 0.4             | 0.2                | 7324.2            | 1.3              |
| 26Feb2019 | 13:40 | 0.4             | 0.2                | 7324.2            | 1.3              |
| 26Feb2019 | 13:41 | 0.4             | 0.2                | 7324.2            | 1.2              |
| 26Feb2019 | 13:42 | 0.4             | 0.2                | 7324.2            | 1.2              |
| 26Feb2019 | 13:43 | 0.4             | 0.2                | 7324.2            | 1.2              |
| 26Feb2019 | 13:44 | 0.4             | 0.2                | 7324.2            | 1.2              |
| 26Feb2019 | 13:45 | 0.4             | 0.2                | 7324.2            | 1.1              |
| 26Feb2019 | 13:46 | 0.4             | 0.2                | 7324.2            | 1.1              |
| 26Feb2019 | 13:47 | 0.4             | 0.2                | 7324.2            | 1.1              |
| 26Feb2019 | 13:48 | 0.4             | 0.2                | 7324.2            | 1.1              |
| 26Feb2019 | 13:49 | 0.4             | 0.2                | 7324.2            | 1.1              |
| 26Feb2019 | 13:50 | 0.4             | 0.2                | 7324.2            | 1.0              |
| 26Feb2019 | 13:51 | 0.4             | 0.2                | 7324.2            | 1.0              |

| Date      | Time  | Inflow<br>(CFS) | Storage<br>(AC-FT) | Elevation<br>(FT) | Outflow<br>(CFS) |
|-----------|-------|-----------------|--------------------|-------------------|------------------|
| 26Feb2019 | 13:52 | 0.4             | 0.2                | 7324.2            | 1.0              |
| 26Feb2019 | 13:53 | 0.4             | 0.2                | 7324.2            | 1.0              |
| 26Feb2019 | 13:54 | 0.4             | 0.2                | 7324.2            | 1.0              |
| 26Feb2019 | 13:55 | 0.4             | 0.2                | 7324.2            | 1.0              |
| 26Feb2019 | 13:56 | 0.4             | 0.2                | 7324.2            | 0.9              |
| 26Feb2019 | 13:57 | 0.4             | 0.2                | 7324.1            | 0.9              |
| 26Feb2019 | 13:58 | 0.4             | 0.2                | 7324.1            | 0.9              |
| 26Feb2019 | 13:59 | 0.4             | 0.2                | 7324.1            | 0.9              |
| 26Feb2019 | 14:00 | 0.3             | 0.2                | 7324.1            | 0.9              |
| 26Feb2019 | 14:01 | 0.3             | 0.2                | 7324.1            | 0.9              |
| 26Feb2019 | 14:02 | 0.3             | 0.2                | 7324.1            | 0.8              |
| 26Feb2019 | 14:03 | 0.3             | 0.2                | 7324.1            | 0.8              |
| 26Feb2019 | 14:04 | 0.3             | 0.2                | 7324.1            | 0.8              |
| 26Feb2019 | 14:05 | 0.3             | 0.2                | 7324.1            | 0.8              |
| 26Feb2019 | 14:06 | 0.3             | 0.2                | 7324.1            | 0.8              |
| 26Feb2019 | 14:07 | 0.3             | 0.2                | 7324.1            | 0.8              |
| 26Feb2019 | 14:08 | 0.3             | 0.2                | 7324.1            | 0.8              |
| 26Feb2019 | 14:09 | 0.3             | 0.2                | 7324.1            | 0.8              |
| 26Feb2019 | 14:10 | 0.3             | 0.2                | 7324.1            | 0.7              |
| 26Feb2019 | 14:11 | 0.3             | 0.2                | 7324.1            | 0.7              |
| 26Feb2019 | 14:12 | 0.3             | 0.2                | 7324.1            | 0.7              |
| 26Feb2019 | 14:13 | 0.3             | 0.2                | 7324.1            | 0.7              |
| 26Feb2019 | 14:14 | 0.3             | 0.2                | 7324.1            | 0.7              |
| 26Feb2019 | 14:15 | 0.3             | 0.2                | 7324.1            | 0.7              |
| 26Feb2019 | 14:16 | 0.3             | 0.2                | 7324.1            | 0.7              |
| 26Feb2019 | 14:17 | 0.3             | 0.2                | 7324.1            | 0.7              |
| 26Feb2019 | 14:18 | 0.3             | 0.2                | 7324.1            | 0.7              |
| 26Feb2019 | 14:19 | 0.3             | 0.2                | 7324.1            | 0.6              |
| 26Feb2019 | 14:20 | 0.3             | 0.2                | 7324.1            | 0.6              |
| 26Feb2019 | 14:21 | 0.3             | 0.2                | 7324.1            | 0.6              |
| 26Feb2019 | 14:22 | 0.3             | 0.2                | 7324.1            | 0.6              |



| Date      | Time  | Inflow<br>(CFS) | Storage<br>(AC-FT) | Elevation<br>(FT) | Outflow<br>(CFS) |
|-----------|-------|-----------------|--------------------|-------------------|------------------|
| 26Feb2019 | 14:23 | 0.3             | 0.2                | 7324.1            | 0.6              |
| 26Feb2019 | 14:24 | 0.3             | 0.2                | 7324.1            | 0.6              |
| 26Feb2019 | 14:25 | 0.3             | 0.2                | 7324.1            | 0.6              |
| 26Feb2019 | 14:26 | 0.3             | 0.2                | 7324.1            | 0.6              |
| 26Feb2019 | 14:27 | 0.3             | 0.2                | 7324.1            | 0.6              |
| 26Feb2019 | 14:28 | 0.3             | 0.2                | 7324.1            | 0.6              |
| 26Feb2019 | 14:29 | 0.3             | 0.2                | 7324.1            | 0.6              |
| 26Feb2019 | 14:30 | 0.3             | 0.2                | 7324.1            | 0.6              |
| 26Feb2019 | 14:31 | 0.3             | 0.2                | 7324.1            | 0.5              |
| 26Feb2019 | 14:32 | 0.3             | 0.2                | 7324.1            | 0.5              |
| 26Feb2019 | 14:33 | 0.3             | 0.2                | 7324.1            | 0.5              |
| 26Feb2019 | 14:34 | 0.3             | 0.2                | 7324.1            | 0.5              |
| 26Feb2019 | 14:35 | 0.3             | 0.2                | 7324.1            | 0.5              |
| 26Feb2019 | 14:36 | 0.3             | 0.2                | 7324.1            | 0.5              |
| 26Feb2019 | 14:37 | 0.3             | 0.2                | 7324.1            | 0.5              |
| 26Feb2019 | 14:38 | 0.3             | 0.2                | 7324.1            | 0.5              |
| 26Feb2019 | 14:39 | 0.3             | 0.2                | 7324.1            | 0.5              |
| 26Feb2019 | 14:40 | 0.3             | 0.2                | 7324.1            | 0.5              |
| 26Feb2019 | 14:41 | 0.3             | 0.2                | 7324.1            | 0.5              |
| 26Feb2019 | 14:42 | 0.3             | 0.2                | 7324.1            | 0.5              |
| 26Feb2019 | 14:43 | 0.3             | 0.2                | 7324.1            | 0.5              |
| 26Feb2019 | 14:44 | 0.3             | 0.2                | 7324.1            | 0.5              |
| 26Feb2019 | 14:45 | 0.3             | 0.2                | 7324.1            | 0.5              |
| 26Feb2019 | 14:46 | 0.3             | 0.2                | 7324.1            | 0.5              |
| 26Feb2019 | 14:47 | 0.3             | 0.2                | 7324.1            | 0.4              |
| 26Feb2019 | 14:48 | 0.3             | 0.2                | 7324.1            | 0.4              |
| 26Feb2019 | 14:49 | 0.3             | 0.2                | 7324.1            | 0.4              |
| 26Feb2019 | 14:50 | 0.3             | 0.2                | 7324.1            | 0.4              |
| 26Feb2019 | 14:51 | 0.3             | 0.2                | 7324.1            | 0.4              |
| 26Feb2019 | 14:52 | 0.3             | 0.2                | 7324.1            | 0.4              |
| 26Feb2019 | 14:53 | 0.3             | 0.2                | 7324.1            | 0.4              |

| Date      | Time  | Inflow<br>(CFS) | Storage<br>(AC-FT) | Elevation<br>(FT) | Outflow<br>(CFS) |
|-----------|-------|-----------------|--------------------|-------------------|------------------|
| 26Feb2019 | 14:54 | 0.3             | 0.2                | 7324.1            | 0.4              |
| 26Feb2019 | 14:55 | 0.3             | 0.2                | 7324.1            | 0.4              |
| 26Feb2019 | 14:56 | 0.3             | 0.2                | 7324.1            | 0.4              |
| 26Feb2019 | 14:57 | 0.3             | 0.2                | 7324.1            | 0.4              |
| 26Feb2019 | 14:58 | 0.3             | 0.2                | 7324.1            | 0.4              |
| 26Feb2019 | 14:59 | 0.3             | 0.2                | 7324.1            | 0.4              |
| 26Feb2019 | 15:00 | 0.3             | 0.2                | 7324.1            | 0.4              |
| 26Feb2019 | 15:01 | 0.3             | 0.2                | 7324.1            | 0.4              |
| 26Feb2019 | 15:02 | 0.3             | 0.2                | 7324.1            | 0.4              |
| 26Feb2019 | 15:03 | 0.3             | 0.2                | 7324.1            | 0.4              |
| 26Feb2019 | 15:04 | 0.3             | 0.2                | 7324.1            | 0.4              |
| 26Feb2019 | 15:05 | 0.3             | 0.2                | 7324.1            | 0.4              |
| 26Feb2019 | 15:06 | 0.3             | 0.2                | 7324.1            | 0.4              |
| 26Feb2019 | 15:07 | 0.3             | 0.2                | 7324.0            | 0.4              |
| 26Feb2019 | 15:08 | 0.3             | 0.2                | 7324.0            | 0.4              |
| 26Feb2019 | 15:09 | 0.3             | 0.2                | 7324.0            | 0.4              |
| 26Feb2019 | 15:10 | 0.3             | 0.2                | 7324.0            | 0.4              |
| 26Feb2019 | 15:11 | 0.3             | 0.2                | 7324.0            | 0.4              |
| 26Feb2019 | 15:12 | 0.2             | 0.2                | 7324.0            | 0.4              |
| 26Feb2019 | 15:13 | 0.2             | 0.2                | 7324.0            | 0.3              |
| 26Feb2019 | 15:14 | 0.2             | 0.2                | 7324.0            | 0.3              |
| 26Feb2019 | 15:15 | 0.2             | 0.2                | 7324.0            | 0.3              |
| 26Feb2019 | 15:16 | 0.2             | 0.2                | 7324.0            | 0.3              |
| 26Feb2019 | 15:17 | 0.2             | 0.2                | 7324.0            | 0.3              |
| 26Feb2019 | 15:18 | 0.2             | 0.2                | 7324.0            | 0.3              |
| 26Feb2019 | 15:19 | 0.2             | 0.2                | 7324.0            | 0.3              |
| 26Feb2019 | 15:20 | 0.2             | 0.2                | 7324.0            | 0.3              |
| 26Feb2019 | 15:21 | 0.2             | 0.2                | 7324.0            | 0.3              |
| 26Feb2019 | 15:22 | 0.2             | 0.2                | 7324.0            | 0.3              |
| 26Feb2019 | 15:23 | 0.2             | 0.2                | 7324.0            | 0.3              |
| 26Feb2019 | 15:24 | 0.2             | 0.2                | 7324.0            | 0.3              |

| Date      | Time  | Inflow<br>(CFS) | Storage<br>(AC-FT) | Elevation<br>(FT) | Outflow<br>(CFS) |
|-----------|-------|-----------------|--------------------|-------------------|------------------|
| 26Feb2019 | 15:25 | 0.2             | 0.2                | 7324.0            | 0.3              |
| 26Feb2019 | 15:26 | 0.2             | 0.2                | 7324.0            | 0.3              |
| 26Feb2019 | 15:27 | 0.2             | 0.2                | 7324.0            | 0.3              |
| 26Feb2019 | 15:28 | 0.2             | 0.2                | 7324.0            | 0.3              |
| 26Feb2019 | 15:29 | 0.2             | 0.2                | 7324.0            | 0.3              |
| 26Feb2019 | 15:30 | 0.2             | 0.2                | 7324.0            | 0.3              |
| 26Feb2019 | 15:31 | 0.2             | 0.2                | 7324.0            | 0.3              |
| 26Feb2019 | 15:32 | 0.2             | 0.2                | 7324.0            | 0.3              |
| 26Feb2019 | 15:33 | 0.2             | 0.2                | 7324.0            | 0.3              |
| 26Feb2019 | 15:34 | 0.2             | 0.2                | 7324.0            | 0.3              |
| 26Feb2019 | 15:35 | 0.2             | 0.2                | 7324.0            | 0.3              |
| 26Feb2019 | 15:36 | 0.2             | 0.2                | 7324.0            | 0.3              |
| 26Feb2019 | 15:37 | 0.2             | 0.2                | 7324.0            | 0.3              |
| 26Feb2019 | 15:38 | 0.2             | 0.2                | 7324.0            | 0.3              |
| 26Feb2019 | 15:39 | 0.2             | 0.2                | 7324.0            | 0.3              |
| 26Feb2019 | 15:40 | 0.2             | 0.2                | 7324.0            | 0.3              |
| 26Feb2019 | 15:41 | 0.2             | 0.2                | 7324.0            | 0.3              |
| 26Feb2019 | 15:42 | 0.2             | 0.2                | 7324.0            | 0.3              |
| 26Feb2019 | 15:43 | 0.2             | 0.2                | 7324.0            | 0.3              |
| 26Feb2019 | 15:44 | 0.2             | 0.2                | 7324.0            | 0.3              |
| 26Feb2019 | 15:45 | 0.2             | 0.2                | 7324.0            | 0.3              |
| 26Feb2019 | 15:46 | 0.2             | 0.2                | 7324.0            | 0.3              |
| 26Feb2019 | 15:47 | 0.2             | 0.2                | 7324.0            | 0.3              |
| 26Feb2019 | 15:48 | 0.2             | 0.2                | 7324.0            | 0.3              |
| 26Feb2019 | 15:49 | 0.2             | 0.2                | 7324.0            | 0.3              |
| 26Feb2019 | 15:50 | 0.2             | 0.2                | 7324.0            | 0.3              |
| 26Feb2019 | 15:51 | 0.2             | 0.2                | 7324.0            | 0.3              |
| 26Feb2019 | 15:52 | 0.2             | 0.2                | 7324.0            | 0.3              |
| 26Feb2019 | 15:53 | 0.2             | 0.2                | 7324.0            | 0.3              |
| 26Feb2019 | 15:54 | 0.2             | 0.2                | 7324.0            | 0.3              |
| 26Feb2019 | 15:55 | 0.2             | 0.2                | 7324.0            | 0.3              |

| Date      | Time  | Inflow<br>(CFS) | Storage<br>(AC-FT) | Elevation<br>(FT) | Outflow<br>(CFS) |
|-----------|-------|-----------------|--------------------|-------------------|------------------|
| 26Feb2019 | 15:56 | 0.2             | 0.2                | 7324.0            | 0.3              |
| 26Feb2019 | 15:57 | 0.2             | 0.2                | 7324.0            | 0.3              |
| 26Feb2019 | 15:58 | 0.2             | 0.2                | 7324.0            | 0.3              |
| 26Feb2019 | 15:59 | 0.2             | 0.2                | 7324.0            | 0.3              |
| 26Feb2019 | 16:00 | 0.2             | 0.2                | 7324.0            | 0.3              |
| 26Feb2019 | 16:01 | 0.2             | 0.2                | 7324.0            | 0.3              |
| 26Feb2019 | 16:02 | 0.2             | 0.2                | 7324.0            | 0.3              |
| 26Feb2019 | 16:03 | 0.2             | 0.2                | 7324.0            | 0.3              |
| 26Feb2019 | 16:04 | 0.2             | 0.2                | 7324.0            | 0.3              |
| 26Feb2019 | 16:05 | 0.2             | 0.2                | 7324.0            | 0.2              |
| 26Feb2019 | 16:06 | 0.2             | 0.2                | 7324.0            | 0.2              |
| 26Feb2019 | 16:07 | 0.2             | 0.2                | 7324.0            | 0.2              |
| 26Feb2019 | 16:08 | 0.2             | 0.2                | 7324.0            | 0.2              |
| 26Feb2019 | 16:09 | 0.2             | 0.2                | 7324.0            | 0.2              |
| 26Feb2019 | 16:10 | 0.2             | 0.2                | 7324.0            | 0.2              |
| 26Feb2019 | 16:11 | 0.2             | 0.2                | 7324.0            | 0.2              |
| 26Feb2019 | 16:12 | 0.2             | 0.2                | 7324.0            | 0.2              |
| 26Feb2019 | 16:13 | 0.2             | 0.2                | 7324.0            | 0.2              |
| 26Feb2019 | 16:14 | 0.2             | 0.2                | 7324.0            | 0.2              |
| 26Feb2019 | 16:15 | 0.2             | 0.2                | 7324.0            | 0.2              |
| 26Feb2019 | 16:16 | 0.2             | 0.2                | 7324.0            | 0.2              |
| 26Feb2019 | 16:17 | 0.2             | 0.2                | 7324.0            | 0.2              |
| 26Feb2019 | 16:18 | 0.2             | 0.2                | 7324.0            | 0.2              |
| 26Feb2019 | 16:19 | 0.2             | 0.2                | 7324.0            | 0.2              |
| 26Feb2019 | 16:20 | 0.2             | 0.2                | 7324.0            | 0.2              |
| 26Feb2019 | 16:21 | 0.2             | 0.2                | 7324.0            | 0.2              |
| 26Feb2019 | 16:22 | 0.2             | 0.2                | 7324.0            | 0.2              |
| 26Feb2019 | 16:23 | 0.2             | 0.2                | 7324.0            | 0.2              |
| 26Feb2019 | 16:24 | 0.2             | 0.2                | 7324.0            | 0.2              |
| 26Feb2019 | 16:25 | 0.2             | 0.2                | 7324.0            | 0.2              |
| 26Feb2019 | 16:26 | 0.2             | 0.2                | 7324.0            | 0.2              |

| Date      | Time  | Inflow<br>(CFS) | Storage<br>(AC-FT) | Elevation<br>(FT) | Outflow<br>(CFS) |
|-----------|-------|-----------------|--------------------|-------------------|------------------|
| 26Feb2019 | 16:27 | 0.2             | 0.2                | 7324.0            | 0.2              |
| 26Feb2019 | 16:28 | 0.2             | 0.2                | 7324.0            | 0.2              |
| 26Feb2019 | 16:29 | 0.2             | 0.2                | 7324.0            | 0.2              |
| 26Feb2019 | 16:30 | 0.2             | 0.2                | 7324.0            | 0.2              |
| 26Feb2019 | 16:31 | 0.2             | 0.2                | 7324.0            | 0.2              |
| 26Feb2019 | 16:32 | 0.2             | 0.2                | 7324.0            | 0.2              |
| 26Feb2019 | 16:33 | 0.2             | 0.2                | 7324.0            | 0.2              |
| 26Feb2019 | 16:34 | 0.2             | 0.2                | 7324.0            | 0.2              |
| 26Feb2019 | 16:35 | 0.2             | 0.2                | 7324.0            | 0.2              |
| 26Feb2019 | 16:36 | 0.2             | 0.2                | 7324.0            | 0.2              |
| 26Feb2019 | 16:37 | 0.2             | 0.2                | 7324.0            | 0.2              |
| 26Feb2019 | 16:38 | 0.2             | 0.2                | 7324.0            | 0.2              |
| 26Feb2019 | 16:39 | 0.2             | 0.2                | 7324.0            | 0.2              |
| 26Feb2019 | 16:40 | 0.2             | 0.2                | 7324.0            | 0.2              |
| 26Feb2019 | 16:41 | 0.2             | 0.2                | 7324.0            | 0.2              |
| 26Feb2019 | 16:42 | 0.2             | 0.2                | 7324.0            | 0.2              |
| 26Feb2019 | 16:43 | 0.2             | 0.2                | 7324.0            | 0.2              |
| 26Feb2019 | 16:44 | 0.2             | 0.2                | 7324.0            | 0.2              |
| 26Feb2019 | 16:45 | 0.2             | 0.2                | 7324.0            | 0.2              |
| 26Feb2019 | 16:46 | 0.2             | 0.2                | 7324.0            | 0.2              |
| 26Feb2019 | 16:47 | 0.2             | 0.2                | 7324.0            | 0.2              |
| 26Feb2019 | 16:48 | 0.2             | 0.2                | 7324.0            | 0.2              |
| 26Feb2019 | 16:49 | 0.2             | 0.2                | 7324.0            | 0.2              |
| 26Feb2019 | 16:50 | 0.2             | 0.2                | 7324.0            | 0.2              |
| 26Feb2019 | 16:51 | 0.2             | 0.2                | 7324.0            | 0.2              |
| 26Feb2019 | 16:52 | 0.2             | 0.2                | 7324.0            | 0.2              |
| 26Feb2019 | 16:53 | 0.2             | 0.2                | 7324.0            | 0.2              |
| 26Feb2019 | 16:54 | 0.2             | 0.2                | 7324.0            | 0.2              |
| 26Feb2019 | 16:55 | 0.2             | 0.2                | 7324.0            | 0.2              |
| 26Feb2019 | 16:56 | 0.2             | 0.2                | 7324.0            | 0.2              |
| 26Feb2019 | 16:57 | 0.2             | 0.2                | 7324.0            | 0.2              |

| Date      | Time  | Inflow<br>(CFS) | Storage<br>(AC-FT) | Elevation<br>(FT) | Outflow<br>(CFS) |
|-----------|-------|-----------------|--------------------|-------------------|------------------|
| 26Feb2019 | 16:58 | 0.2             | 0.2                | 7324.0            | 0.2              |
| 26Feb2019 | 16:59 | 0.2             | 0.2                | 7324.0            | 0.2              |
| 26Feb2019 | 17:00 | 0.2             | 0.2                | 7324.0            | 0.2              |
| 26Feb2019 | 17:01 | 0.2             | 0.2                | 7324.0            | 0.2              |
| 26Feb2019 | 17:02 | 0.2             | 0.2                | 7324.0            | 0.2              |
| 26Feb2019 | 17:03 | 0.2             | 0.2                | 7324.0            | 0.2              |
| 26Feb2019 | 17:04 | 0.2             | 0.2                | 7324.0            | 0.2              |
| 26Feb2019 | 17:05 | 0.2             | 0.2                | 7324.0            | 0.2              |
| 26Feb2019 | 17:06 | 0.2             | 0.2                | 7324.0            | 0.2              |
| 26Feb2019 | 17:07 | 0.2             | 0.2                | 7324.0            | 0.2              |
| 26Feb2019 | 17:08 | 0.2             | 0.2                | 7324.0            | 0.2              |
| 26Feb2019 | 17:09 | 0.2             | 0.2                | 7324.0            | 0.2              |
| 26Feb2019 | 17:10 | 0.2             | 0.2                | 7324.0            | 0.2              |
| 26Feb2019 | 17:11 | 0.2             | 0.2                | 7324.0            | 0.2              |
| 26Feb2019 | 17:12 | 0.2             | 0.2                | 7324.0            | 0.2              |
| 26Feb2019 | 17:13 | 0.2             | 0.2                | 7324.0            | 0.2              |
| 26Feb2019 | 17:14 | 0.2             | 0.2                | 7324.0            | 0.2              |
| 26Feb2019 | 17:15 | 0.2             | 0.2                | 7324.0            | 0.2              |
| 26Feb2019 | 17:16 | 0.2             | 0.2                | 7324.0            | 0.2              |
| 26Feb2019 | 17:17 | 0.2             | 0.2                | 7324.0            | 0.2              |
| 26Feb2019 | 17:18 | 0.2             | 0.2                | 7324.0            | 0.2              |
| 26Feb2019 | 17:19 | 0.2             | 0.2                | 7324.0            | 0.2              |
| 26Feb2019 | 17:20 | 0.2             | 0.2                | 7324.0            | 0.2              |
| 26Feb2019 | 17:21 | 0.2             | 0.2                | 7324.0            | 0.2              |
| 26Feb2019 | 17:22 | 0.2             | 0.2                | 7324.0            | 0.2              |
| 26Feb2019 | 17:23 | 0.2             | 0.2                | 7324.0            | 0.2              |
| 26Feb2019 | 17:24 | 0.2             | 0.2                | 7324.0            | 0.2              |
| 26Feb2019 | 17:25 | 0.2             | 0.2                | 7324.0            | 0.2              |
| 26Feb2019 | 17:26 | 0.2             | 0.2                | 7324.0            | 0.2              |
| 26Feb2019 | 17:27 | 0.2             | 0.2                | 7324.0            | 0.2              |
| 26Feb2019 | 17:28 | 0.2             | 0.2                | 7324.0            | 0.2              |

| Date      | Time  | Inflow<br>(CFS) | Storage<br>(AC-FT) | Elevation<br>(FT) | Outflow<br>(CFS) |
|-----------|-------|-----------------|--------------------|-------------------|------------------|
| 26Feb2019 | 17:29 | 0.2             | 0.2                | 7324.0            | 0.2              |
| 26Feb2019 | 17:30 | 0.2             | 0.2                | 7324.0            | 0.2              |
| 26Feb2019 | 17:31 | 0.2             | 0.2                | 7324.0            | 0.2              |
| 26Feb2019 | 17:32 | 0.2             | 0.2                | 7324.0            | 0.2              |
| 26Feb2019 | 17:33 | 0.2             | 0.2                | 7324.0            | 0.2              |
| 26Feb2019 | 17:34 | 0.2             | 0.2                | 7324.0            | 0.2              |
| 26Feb2019 | 17:35 | 0.2             | 0.2                | 7324.0            | 0.2              |
| 26Feb2019 | 17:36 | 0.2             | 0.2                | 7324.0            | 0.2              |
| 26Feb2019 | 17:37 | 0.2             | 0.2                | 7324.0            | 0.2              |
| 26Feb2019 | 17:38 | 0.2             | 0.2                | 7324.0            | 0.2              |
| 26Feb2019 | 17:39 | 0.2             | 0.2                | 7324.0            | 0.2              |
| 26Feb2019 | 17:40 | 0.2             | 0.2                | 7324.0            | 0.2              |
| 26Feb2019 | 17:41 | 0.2             | 0.2                | 7324.0            | 0.2              |
| 26Feb2019 | 17:42 | 0.2             | 0.2                | 7324.0            | 0.2              |
| 26Feb2019 | 17:43 | 0.1             | 0.2                | 7324.0            | 0.2              |
| 26Feb2019 | 17:44 | 0.1             | 0.2                | 7324.0            | 0.2              |
| 26Feb2019 | 17:45 | 0.1             | 0.2                | 7324.0            | 0.2              |
| 26Feb2019 | 17:46 | 0.1             | 0.2                | 7324.0            | 0.2              |
| 26Feb2019 | 17:47 | 0.1             | 0.2                | 7324.0            | 0.2              |
| 26Feb2019 | 17:48 | 0.1             | 0.2                | 7324.0            | 0.2              |
| 26Feb2019 | 17:49 | 0.1             | 0.2                | 7324.0            | 0.2              |
| 26Feb2019 | 17:50 | 0.1             | 0.2                | 7324.0            | 0.2              |
| 26Feb2019 | 17:51 | 0.1             | 0.2                | 7324.0            | 0.2              |
| 26Feb2019 | 17:52 | 0.1             | 0.2                | 7324.0            | 0.2              |
| 26Feb2019 | 17:53 | 0.1             | 0.2                | 7324.0            | 0.2              |
| 26Feb2019 | 17:54 | 0.1             | 0.2                | 7324.0            | 0.2              |
| 26Feb2019 | 17:55 | 0.1             | 0.2                | 7324.0            | 0.2              |
| 26Feb2019 | 17:56 | 0.1             | 0.2                | 7324.0            | 0.2              |
| 26Feb2019 | 17:57 | 0.1             | 0.2                | 7324.0            | 0.2              |
| 26Feb2019 | 17:58 | 0.1             | 0.2                | 7324.0            | 0.2              |
| 26Feb2019 | 17:59 | 0.1             | 0.2                | 7324.0            | 0.2              |

| Date      | Time  | Inflow<br>(CFS) | Storage<br>(AC-FT) | Elevation<br>(FT) | Outflow<br>(CFS) |
|-----------|-------|-----------------|--------------------|-------------------|------------------|
| 26Feb2019 | 18:00 | 0.1             | 0.2                | 7324.0            | 0.2              |
| 26Feb2019 | 18:01 | 0.1             | 0.2                | 7324.0            | 0.2              |
| 26Feb2019 | 18:02 | 0.1             | 0.2                | 7324.0            | 0.2              |
| 26Feb2019 | 18:03 | 0.1             | 0.2                | 7324.0            | 0.2              |
| 26Feb2019 | 18:04 | 0.1             | 0.2                | 7324.0            | 0.2              |
| 26Feb2019 | 18:05 | 0.1             | 0.2                | 7324.0            | 0.2              |
| 26Feb2019 | 18:06 | 0.1             | 0.2                | 7324.0            | 0.2              |
| 26Feb2019 | 18:07 | 0.1             | 0.2                | 7324.0            | 0.2              |
| 26Feb2019 | 18:08 | 0.1             | 0.2                | 7324.0            | 0.2              |
| 26Feb2019 | 18:09 | 0.1             | 0.2                | 7324.0            | 0.2              |
| 26Feb2019 | 18:10 | 0.1             | 0.2                | 7324.0            | 0.2              |
| 26Feb2019 | 18:11 | 0.1             | 0.2                | 7324.0            | 0.2              |
| 26Feb2019 | 18:12 | 0.1             | 0.2                | 7324.0            | 0.2              |
| 26Feb2019 | 18:13 | 0.1             | 0.2                | 7324.0            | 0.2              |
| 26Feb2019 | 18:14 | 0.1             | 0.2                | 7324.0            | 0.2              |
| 26Feb2019 | 18:15 | 0.1             | 0.2                | 7324.0            | 0.2              |
| 26Feb2019 | 18:16 | 0.1             | 0.2                | 7324.0            | 0.2              |
| 26Feb2019 | 18:17 | 0.1             | 0.2                | 7324.0            | 0.2              |
| 26Feb2019 | 18:18 | 0.1             | 0.2                | 7324.0            | 0.2              |
| 26Feb2019 | 18:19 | 0.1             | 0.2                | 7324.0            | 0.2              |
| 26Feb2019 | 18:20 | 0.1             | 0.2                | 7324.0            | 0.2              |
| 26Feb2019 | 18:21 | 0.1             | 0.2                | 7324.0            | 0.2              |
| 26Feb2019 | 18:22 | 0.1             | 0.2                | 7324.0            | 0.2              |
| 26Feb2019 | 18:23 | 0.1             | 0.2                | 7324.0            | 0.2              |
| 26Feb2019 | 18:24 | 0.1             | 0.2                | 7324.0            | 0.2              |
| 26Feb2019 | 18:25 | 0.1             | 0.2                | 7324.0            | 0.2              |
| 26Feb2019 | 18:26 | 0.1             | 0.2                | 7324.0            | 0.2              |
| 26Feb2019 | 18:27 | 0.1             | 0.2                | 7324.0            | 0.2              |
| 26Feb2019 | 18:28 | 0.1             | 0.2                | 7324.0            | 0.2              |
| 26Feb2019 | 18:29 | 0.1             | 0.2                | 7324.0            | 0.2              |
| 26Feb2019 | 18:30 | 0.1             | 0.2                | 7324.0            | 0.2              |



| Date      | Time  | Inflow<br>(CFS) | Storage<br>(AC-FT) | Elevation<br>(FT) | Outflow<br>(CFS) |
|-----------|-------|-----------------|--------------------|-------------------|------------------|
| 26Feb2019 | 18:31 | 0.1             | 0.2                | 7324.0            | 0.2              |
| 26Feb2019 | 18:32 | 0.1             | 0.2                | 7324.0            | 0.2              |
| 26Feb2019 | 18:33 | 0.1             | 0.2                | 7324.0            | 0.2              |
| 26Feb2019 | 18:34 | 0.1             | 0.2                | 7324.0            | 0.2              |
| 26Feb2019 | 18:35 | 0.1             | 0.2                | 7324.0            | 0.2              |
| 26Feb2019 | 18:36 | 0.1             | 0.2                | 7324.0            | 0.2              |
| 26Feb2019 | 18:37 | 0.1             | 0.2                | 7324.0            | 0.2              |
| 26Feb2019 | 18:38 | 0.1             | 0.2                | 7324.0            | 0.2              |
| 26Feb2019 | 18:39 | 0.1             | 0.2                | 7324.0            | 0.2              |
| 26Feb2019 | 18:40 | 0.1             | 0.2                | 7324.0            | 0.2              |
| 26Feb2019 | 18:41 | 0.1             | 0.2                | 7324.0            | 0.2              |
| 26Feb2019 | 18:42 | 0.1             | 0.2                | 7324.0            | 0.2              |
| 26Feb2019 | 18:43 | 0.1             | 0.2                | 7324.0            | 0.2              |
| 26Feb2019 | 18:44 | 0.1             | 0.2                | 7324.0            | 0.2              |
| 26Feb2019 | 18:45 | 0.1             | 0.2                | 7324.0            | 0.2              |
| 26Feb2019 | 18:46 | 0.1             | 0.2                | 7324.0            | 0.2              |
| 26Feb2019 | 18:47 | 0.1             | 0.2                | 7324.0            | 0.1              |
| 26Feb2019 | 18:48 | 0.1             | 0.2                | 7324.0            | 0.1              |
| 26Feb2019 | 18:49 | 0.1             | 0.2                | 7324.0            | 0.1              |
| 26Feb2019 | 18:50 | 0.1             | 0.2                | 7324.0            | 0.1              |
| 26Feb2019 | 18:51 | 0.1             | 0.2                | 7324.0            | 0.1              |
| 26Feb2019 | 18:52 | 0.1             | 0.2                | 7324.0            | 0.1              |
| 26Feb2019 | 18:53 | 0.1             | 0.2                | 7324.0            | 0.1              |
| 26Feb2019 | 18:54 | 0.1             | 0.2                | 7324.0            | 0.1              |
| 26Feb2019 | 18:55 | 0.1             | 0.2                | 7324.0            | 0.1              |
| 26Feb2019 | 18:56 | 0.1             | 0.2                | 7324.0            | 0.1              |
| 26Feb2019 | 18:57 | 0.1             | 0.2                | 7324.0            | 0.1              |
| 26Feb2019 | 18:58 | 0.1             | 0.2                | 7324.0            | 0.1              |
| 26Feb2019 | 18:59 | 0.1             | 0.2                | 7324.0            | 0.1              |
| 26Feb2019 | 19:00 | 0.1             | 0.2                | 7324.0            | 0.1              |
| 26Feb2019 | 19:01 | 0.1             | 0.2                | 7324.0            | 0.1              |

| Date      | Time  | Inflow<br>(CFS) | Storage<br>(AC-FT) | Elevation<br>(FT) | Outflow<br>(CFS) |
|-----------|-------|-----------------|--------------------|-------------------|------------------|
| 26Feb2019 | 19:02 | 0.1             | 0.2                | 7324.0            | 0.1              |
| 26Feb2019 | 19:03 | 0.1             | 0.2                | 7324.0            | 0.1              |
| 26Feb2019 | 19:04 | 0.1             | 0.2                | 7324.0            | 0.1              |
| 26Feb2019 | 19:05 | 0.1             | 0.2                | 7324.0            | 0.1              |
| 26Feb2019 | 19:06 | 0.1             | 0.2                | 7324.0            | 0.1              |
| 26Feb2019 | 19:07 | 0.1             | 0.2                | 7324.0            | 0.1              |
| 26Feb2019 | 19:08 | 0.1             | 0.2                | 7324.0            | 0.1              |
| 26Feb2019 | 19:09 | 0.1             | 0.2                | 7324.0            | 0.1              |
| 26Feb2019 | 19:10 | 0.1             | 0.2                | 7324.0            | 0.1              |
| 26Feb2019 | 19:11 | 0.1             | 0.2                | 7324.0            | 0.1              |
| 26Feb2019 | 19:12 | 0.1             | 0.2                | 7324.0            | 0.1              |
| 26Feb2019 | 19:13 | 0.1             | 0.2                | 7324.0            | 0.1              |
| 26Feb2019 | 19:14 | 0.1             | 0.2                | 7324.0            | 0.1              |
| 26Feb2019 | 19:15 | 0.1             | 0.2                | 7324.0            | 0.1              |
| 26Feb2019 | 19:16 | 0.1             | 0.2                | 7324.0            | 0.1              |
| 26Feb2019 | 19:17 | 0.1             | 0.2                | 7324.0            | 0.1              |
| 26Feb2019 | 19:18 | 0.1             | 0.2                | 7324.0            | 0.1              |
| 26Feb2019 | 19:19 | 0.1             | 0.2                | 7324.0            | 0.1              |
| 26Feb2019 | 19:20 | 0.1             | 0.2                | 7324.0            | 0.1              |
| 26Feb2019 | 19:21 | 0.1             | 0.2                | 7324.0            | 0.1              |
| 26Feb2019 | 19:22 | 0.1             | 0.2                | 7324.0            | 0.1              |
| 26Feb2019 | 19:23 | 0.1             | 0.2                | 7324.0            | 0.1              |
| 26Feb2019 | 19:24 | 0.1             | 0.2                | 7324.0            | 0.1              |
| 26Feb2019 | 19:25 | 0.1             | 0.2                | 7324.0            | 0.1              |
| 26Feb2019 | 19:26 | 0.1             | 0.2                | 7324.0            | 0.1              |
| 26Feb2019 | 19:27 | 0.1             | 0.2                | 7324.0            | 0.1              |
| 26Feb2019 | 19:28 | 0.1             | 0.2                | 7324.0            | 0.1              |
| 26Feb2019 | 19:29 | 0.1             | 0.2                | 7324.0            | 0.1              |
| 26Feb2019 | 19:30 | 0.1             | 0.2                | 7324.0            | 0.1              |
| 26Feb2019 | 19:31 | 0.1             | 0.2                | 7324.0            | 0.1              |
| 26Feb2019 | 19:32 | 0.1             | 0.2                | 7324.0            | 0.1              |

| Date      | Time  | Inflow<br>(CFS) | Storage<br>(AC-FT) | Elevation<br>(FT) | Outflow<br>(CFS) |
|-----------|-------|-----------------|--------------------|-------------------|------------------|
| 26Feb2019 | 19:33 | 0.1             | 0.2                | 7324.0            | 0.1              |
| 26Feb2019 | 19:34 | 0.1             | 0.2                | 7324.0            | 0.1              |
| 26Feb2019 | 19:35 | 0.1             | 0.2                | 7324.0            | 0.1              |
| 26Feb2019 | 19:36 | 0.1             | 0.2                | 7324.0            | 0.1              |
| 26Feb2019 | 19:37 | 0.1             | 0.2                | 7324.0            | 0.1              |
| 26Feb2019 | 19:38 | 0.1             | 0.2                | 7324.0            | 0.1              |
| 26Feb2019 | 19:39 | 0.1             | 0.2                | 7324.0            | 0.1              |
| 26Feb2019 | 19:40 | 0.1             | 0.2                | 7324.0            | 0.1              |
| 26Feb2019 | 19:41 | 0.1             | 0.2                | 7324.0            | 0.1              |
| 26Feb2019 | 19:42 | 0.1             | 0.2                | 7324.0            | 0.1              |
| 26Feb2019 | 19:43 | 0.1             | 0.2                | 7324.0            | 0.1              |
| 26Feb2019 | 19:44 | 0.1             | 0.2                | 7324.0            | 0.1              |
| 26Feb2019 | 19:45 | 0.1             | 0.2                | 7324.0            | 0.1              |
| 26Feb2019 | 19:46 | 0.1             | 0.2                | 7324.0            | 0.1              |
| 26Feb2019 | 19:47 | 0.1             | 0.2                | 7324.0            | 0.1              |
| 26Feb2019 | 19:48 | 0.1             | 0.2                | 7324.0            | 0.1              |
| 26Feb2019 | 19:49 | 0.1             | 0.2                | 7324.0            | 0.1              |
| 26Feb2019 | 19:50 | 0.1             | 0.2                | 7324.0            | 0.1              |
| 26Feb2019 | 19:51 | 0.1             | 0.2                | 7324.0            | 0.1              |
| 26Feb2019 | 19:52 | 0.1             | 0.2                | 7324.0            | 0.1              |
| 26Feb2019 | 19:53 | 0.1             | 0.2                | 7324.0            | 0.1              |
| 26Feb2019 | 19:54 | 0.1             | 0.2                | 7324.0            | 0.1              |
| 26Feb2019 | 19:55 | 0.1             | 0.2                | 7324.0            | 0.1              |
| 26Feb2019 | 19:56 | 0.1             | 0.2                | 7324.0            | 0.1              |
| 26Feb2019 | 19:57 | 0.1             | 0.2                | 7324.0            | 0.1              |
| 26Feb2019 | 19:58 | 0.1             | 0.2                | 7324.0            | 0.1              |
| 26Feb2019 | 19:59 | 0.1             | 0.2                | 7324.0            | 0.1              |
| 26Feb2019 | 20:00 | 0.1             | 0.2                | 7324.0            | 0.1              |
| 26Feb2019 | 20:01 | 0.1             | 0.2                | 7324.0            | 0.1              |
| 26Feb2019 | 20:02 | 0.1             | 0.2                | 7324.0            | 0.1              |
| 26Feb2019 | 20:03 | 0.1             | 0.2                | 7324.0            | 0.1              |

| Date      | Time  | Inflow<br>(CFS) | Storage<br>(AC-FT) | Elevation<br>(FT) | Outflow<br>(CFS) |
|-----------|-------|-----------------|--------------------|-------------------|------------------|
| 26Feb2019 | 20:04 | 0.1             | 0.2                | 7324.0            | 0.1              |
| 26Feb2019 | 20:05 | 0.1             | 0.2                | 7324.0            | 0.1              |
| 26Feb2019 | 20:06 | 0.1             | 0.2                | 7324.0            | 0.1              |
| 26Feb2019 | 20:07 | 0.1             | 0.2                | 7324.0            | 0.1              |
| 26Feb2019 | 20:08 | 0.1             | 0.2                | 7324.0            | 0.1              |
| 26Feb2019 | 20:09 | 0.1             | 0.2                | 7324.0            | 0.1              |
| 26Feb2019 | 20:10 | 0.1             | 0.2                | 7324.0            | 0.1              |
| 26Feb2019 | 20:11 | 0.1             | 0.2                | 7324.0            | 0.1              |
| 26Feb2019 | 20:12 | 0.1             | 0.2                | 7324.0            | 0.1              |
| 26Feb2019 | 20:13 | 0.1             | 0.2                | 7324.0            | 0.1              |
| 26Feb2019 | 20:14 | 0.1             | 0.2                | 7324.0            | 0.1              |
| 26Feb2019 | 20:15 | 0.1             | 0.2                | 7324.0            | 0.1              |
| 26Feb2019 | 20:16 | 0.1             | 0.2                | 7324.0            | 0.1              |
| 26Feb2019 | 20:17 | 0.1             | 0.2                | 7324.0            | 0.1              |
| 26Feb2019 | 20:18 | 0.1             | 0.2                | 7324.0            | 0.1              |
| 26Feb2019 | 20:19 | 0.1             | 0.2                | 7324.0            | 0.1              |
| 26Feb2019 | 20:20 | 0.1             | 0.2                | 7324.0            | 0.1              |
| 26Feb2019 | 20:21 | 0.1             | 0.2                | 7324.0            | 0.1              |
| 26Feb2019 | 20:22 | 0.1             | 0.2                | 7324.0            | 0.1              |
| 26Feb2019 | 20:23 | 0.1             | 0.2                | 7324.0            | 0.1              |
| 26Feb2019 | 20:24 | 0.1             | 0.2                | 7324.0            | 0.1              |
| 26Feb2019 | 20:25 | 0.1             | 0.2                | 7324.0            | 0.1              |
| 26Feb2019 | 20:26 | 0.1             | 0.2                | 7324.0            | 0.1              |
| 26Feb2019 | 20:27 | 0.1             | 0.2                | 7324.0            | 0.1              |
| 26Feb2019 | 20:28 | 0.1             | 0.2                | 7324.0            | 0.1              |
| 26Feb2019 | 20:29 | 0.1             | 0.2                | 7324.0            | 0.1              |
| 26Feb2019 | 20:30 | 0.1             | 0.2                | 7324.0            | 0.1              |
| 26Feb2019 | 20:31 | 0.1             | 0.2                | 7324.0            | 0.1              |
| 26Feb2019 | 20:32 | 0.1             | 0.2                | 7324.0            | 0.1              |
| 26Feb2019 | 20:33 | 0.1             | 0.2                | 7324.0            | 0.1              |
| 26Feb2019 | 20:34 | 0.1             | 0.2                | 7324.0            | 0.1              |

| Date      | Time  | Inflow<br>(CFS) | Storage<br>(AC-FT) | Elevation<br>(FT) | Outflow<br>(CFS) |
|-----------|-------|-----------------|--------------------|-------------------|------------------|
| 26Feb2019 | 20:35 | 0.1             | 0.2                | 7324.0            | 0.1              |
| 26Feb2019 | 20:36 | 0.1             | 0.2                | 7324.0            | 0.1              |
| 26Feb2019 | 20:37 | 0.1             | 0.2                | 7324.0            | 0.1              |
| 26Feb2019 | 20:38 | 0.1             | 0.2                | 7324.0            | 0.1              |
| 26Feb2019 | 20:39 | 0.1             | 0.2                | 7324.0            | 0.1              |
| 26Feb2019 | 20:40 | 0.1             | 0.2                | 7324.0            | 0.1              |
| 26Feb2019 | 20:41 | 0.1             | 0.2                | 7324.0            | 0.1              |
| 26Feb2019 | 20:42 | 0.1             | 0.2                | 7324.0            | 0.1              |
| 26Feb2019 | 20:43 | 0.1             | 0.2                | 7324.0            | 0.1              |
| 26Feb2019 | 20:44 | 0.1             | 0.2                | 7324.0            | 0.1              |
| 26Feb2019 | 20:45 | 0.1             | 0.2                | 7324.0            | 0.1              |
| 26Feb2019 | 20:46 | 0.1             | 0.2                | 7324.0            | 0.1              |
| 26Feb2019 | 20:47 | 0.1             | 0.2                | 7324.0            | 0.1              |
| 26Feb2019 | 20:48 | 0.1             | 0.2                | 7324.0            | 0.1              |
| 26Feb2019 | 20:49 | 0.1             | 0.2                | 7324.0            | 0.1              |
| 26Feb2019 | 20:50 | 0.1             | 0.2                | 7324.0            | 0.1              |
| 26Feb2019 | 20:51 | 0.1             | 0.2                | 7324.0            | 0.1              |
| 26Feb2019 | 20:52 | 0.1             | 0.2                | 7324.0            | 0.1              |
| 26Feb2019 | 20:53 | 0.1             | 0.2                | 7324.0            | 0.1              |
| 26Feb2019 | 20:54 | 0.1             | 0.2                | 7324.0            | 0.1              |
| 26Feb2019 | 20:55 | 0.1             | 0.2                | 7324.0            | 0.1              |
| 26Feb2019 | 20:56 | 0.1             | 0.2                | 7324.0            | 0.1              |
| 26Feb2019 | 20:57 | 0.1             | 0.2                | 7324.0            | 0.1              |
| 26Feb2019 | 20:58 | 0.1             | 0.2                | 7324.0            | 0.1              |
| 26Feb2019 | 20:59 | 0.1             | 0.2                | 7324.0            | 0.1              |
| 26Feb2019 | 21:00 | 0.1             | 0.2                | 7324.0            | 0.1              |
| 26Feb2019 | 21:01 | 0.1             | 0.2                | 7324.0            | 0.1              |
| 26Feb2019 | 21:02 | 0.1             | 0.2                | 7324.0            | 0.1              |
| 26Feb2019 | 21:03 | 0.1             | 0.2                | 7324.0            | 0.1              |
| 26Feb2019 | 21:04 | 0.1             | 0.2                | 7324.0            | 0.1              |
| 26Feb2019 | 21:05 | 0.1             | 0.2                | 7324.0            | 0.1              |

| Date      | Time  | Inflow<br>(CFS) | Storage<br>(AC-FT) | Elevation<br>(FT) | Outflow<br>(CFS) |
|-----------|-------|-----------------|--------------------|-------------------|------------------|
| 26Feb2019 | 21:06 | 0.1             | 0.2                | 7324.0            | 0.1              |
| 26Feb2019 | 21:07 | 0.1             | 0.2                | 7324.0            | 0.1              |
| 26Feb2019 | 21:08 | 0.1             | 0.2                | 7324.0            | 0.1              |
| 26Feb2019 | 21:09 | 0.1             | 0.2                | 7324.0            | 0.1              |
| 26Feb2019 | 21:10 | 0.1             | 0.2                | 7324.0            | 0.1              |
| 26Feb2019 | 21:11 | 0.1             | 0.2                | 7324.0            | 0.1              |
| 26Feb2019 | 21:12 | 0.1             | 0.2                | 7324.0            | 0.1              |
| 26Feb2019 | 21:13 | 0.1             | 0.2                | 7324.0            | 0.1              |
| 26Feb2019 | 21:14 | 0.1             | 0.2                | 7324.0            | 0.1              |
| 26Feb2019 | 21:15 | 0.1             | 0.2                | 7324.0            | 0.1              |
| 26Feb2019 | 21:16 | 0.1             | 0.2                | 7324.0            | 0.1              |
| 26Feb2019 | 21:17 | 0.1             | 0.2                | 7324.0            | 0.1              |
| 26Feb2019 | 21:18 | 0.1             | 0.2                | 7324.0            | 0.1              |
| 26Feb2019 | 21:19 | 0.1             | 0.2                | 7324.0            | 0.1              |
| 26Feb2019 | 21:20 | 0.1             | 0.2                | 7324.0            | 0.1              |
| 26Feb2019 | 21:21 | 0.1             | 0.2                | 7324.0            | 0.1              |
| 26Feb2019 | 21:22 | 0.1             | 0.2                | 7324.0            | 0.1              |
| 26Feb2019 | 21:23 | 0.1             | 0.2                | 7324.0            | 0.1              |
| 26Feb2019 | 21:24 | 0.1             | 0.2                | 7324.0            | 0.1              |
| 26Feb2019 | 21:25 | 0.1             | 0.2                | 7324.0            | 0.1              |
| 26Feb2019 | 21:26 | 0.1             | 0.2                | 7324.0            | 0.1              |
| 26Feb2019 | 21:27 | 0.1             | 0.2                | 7324.0            | 0.1              |
| 26Feb2019 | 21:28 | 0.1             | 0.2                | 7324.0            | 0.1              |
| 26Feb2019 | 21:29 | 0.1             | 0.2                | 7324.0            | 0.1              |
| 26Feb2019 | 21:30 | 0.1             | 0.2                | 7324.0            | 0.1              |
| 26Feb2019 | 21:31 | 0.1             | 0.2                | 7324.0            | 0.1              |
| 26Feb2019 | 21:32 | 0.1             | 0.2                | 7324.0            | 0.1              |
| 26Feb2019 | 21:33 | 0.1             | 0.2                | 7324.0            | 0.1              |
| 26Feb2019 | 21:34 | 0.1             | 0.2                | 7324.0            | 0.1              |
| 26Feb2019 | 21:35 | 0.1             | 0.2                | 7324.0            | 0.1              |
| 26Feb2019 | 21:36 | 0.1             | 0.2                | 7324.0            | 0.1              |

| Date      | Time  | Inflow<br>(CFS) | Storage<br>(AC-FT) | Elevation<br>(FT) | Outflow<br>(CFS) |
|-----------|-------|-----------------|--------------------|-------------------|------------------|
| 26Feb2019 | 21:37 | 0.1             | 0.2                | 7324.0            | 0.1              |
| 26Feb2019 | 21:38 | 0.1             | 0.2                | 7324.0            | 0.1              |
| 26Feb2019 | 21:39 | 0.1             | 0.2                | 7324.0            | 0.1              |
| 26Feb2019 | 21:40 | 0.1             | 0.2                | 7324.0            | 0.1              |
| 26Feb2019 | 21:41 | 0.1             | 0.2                | 7324.0            | 0.1              |
| 26Feb2019 | 21:42 | 0.1             | 0.2                | 7324.0            | 0.1              |
| 26Feb2019 | 21:43 | 0.1             | 0.2                | 7324.0            | 0.1              |
| 26Feb2019 | 21:44 | 0.1             | 0.2                | 7324.0            | 0.1              |
| 26Feb2019 | 21:45 | 0.1             | 0.2                | 7324.0            | 0.1              |
| 26Feb2019 | 21:46 | 0.1             | 0.2                | 7324.0            | 0.1              |
| 26Feb2019 | 21:47 | 0.1             | 0.2                | 7324.0            | 0.1              |
| 26Feb2019 | 21:48 | 0.1             | 0.2                | 7324.0            | 0.1              |
| 26Feb2019 | 21:49 | 0.1             | 0.2                | 7324.0            | 0.1              |
| 26Feb2019 | 21:50 | 0.1             | 0.2                | 7324.0            | 0.1              |
| 26Feb2019 | 21:51 | 0.1             | 0.2                | 7324.0            | 0.1              |
| 26Feb2019 | 21:52 | 0.1             | 0.2                | 7324.0            | 0.1              |
| 26Feb2019 | 21:53 | 0.1             | 0.2                | 7324.0            | 0.1              |
| 26Feb2019 | 21:54 | 0.1             | 0.2                | 7324.0            | 0.1              |
| 26Feb2019 | 21:55 | 0.1             | 0.2                | 7324.0            | 0.1              |
| 26Feb2019 | 21:56 | 0.1             | 0.2                | 7324.0            | 0.1              |
| 26Feb2019 | 21:57 | 0.1             | 0.2                | 7324.0            | 0.1              |
| 26Feb2019 | 21:58 | 0.1             | 0.2                | 7324.0            | 0.1              |
| 26Feb2019 | 21:59 | 0.1             | 0.2                | 7324.0            | 0.1              |
| 26Feb2019 | 22:00 | 0.1             | 0.2                | 7324.0            | 0.1              |
| 26Feb2019 | 22:01 | 0.1             | 0.2                | 7324.0            | 0.1              |
| 26Feb2019 | 22:02 | 0.1             | 0.2                | 7324.0            | 0.1              |
| 26Feb2019 | 22:03 | 0.1             | 0.2                | 7324.0            | 0.1              |
| 26Feb2019 | 22:04 | 0.1             | 0.2                | 7324.0            | 0.1              |
| 26Feb2019 | 22:05 | 0.1             | 0.2                | 7324.0            | 0.1              |
| 26Feb2019 | 22:06 | 0.1             | 0.2                | 7324.0            | 0.1              |
| 26Feb2019 | 22:07 | 0.1             | 0.2                | 7324.0            | 0.1              |

| Date      | Time  | Inflow<br>(CFS) | Storage<br>(AC-FT) | Elevation<br>(FT) | Outflow<br>(CFS) |
|-----------|-------|-----------------|--------------------|-------------------|------------------|
| 26Feb2019 | 22:08 | 0.1             | 0.2                | 7324.0            | 0.1              |
| 26Feb2019 | 22:09 | 0.1             | 0.2                | 7324.0            | 0.1              |
| 26Feb2019 | 22:10 | 0.1             | 0.2                | 7324.0            | 0.1              |
| 26Feb2019 | 22:11 | 0.1             | 0.2                | 7324.0            | 0.1              |
| 26Feb2019 | 22:12 | 0.1             | 0.2                | 7324.0            | 0.1              |
| 26Feb2019 | 22:13 | 0.1             | 0.2                | 7324.0            | 0.1              |
| 26Feb2019 | 22:14 | 0.1             | 0.2                | 7324.0            | 0.1              |
| 26Feb2019 | 22:15 | 0.1             | 0.2                | 7324.0            | 0.1              |
| 26Feb2019 | 22:16 | 0.1             | 0.2                | 7324.0            | 0.1              |
| 26Feb2019 | 22:17 | 0.1             | 0.2                | 7324.0            | 0.1              |
| 26Feb2019 | 22:18 | 0.1             | 0.2                | 7324.0            | 0.1              |
| 26Feb2019 | 22:19 | 0.1             | 0.2                | 7324.0            | 0.1              |
| 26Feb2019 | 22:20 | 0.1             | 0.2                | 7324.0            | 0.1              |
| 26Feb2019 | 22:21 | 0.1             | 0.2                | 7324.0            | 0.1              |
| 26Feb2019 | 22:22 | 0.1             | 0.2                | 7324.0            | 0.1              |
| 26Feb2019 | 22:23 | 0.1             | 0.2                | 7324.0            | 0.1              |
| 26Feb2019 | 22:24 | 0.1             | 0.2                | 7324.0            | 0.1              |
| 26Feb2019 | 22:25 | 0.1             | 0.2                | 7324.0            | 0.1              |
| 26Feb2019 | 22:26 | 0.1             | 0.2                | 7324.0            | 0.1              |
| 26Feb2019 | 22:27 | 0.1             | 0.2                | 7324.0            | 0.1              |
| 26Feb2019 | 22:28 | 0.1             | 0.2                | 7324.0            | 0.1              |
| 26Feb2019 | 22:29 | 0.1             | 0.2                | 7324.0            | 0.1              |
| 26Feb2019 | 22:30 | 0.1             | 0.2                | 7324.0            | 0.1              |
| 26Feb2019 | 22:31 | 0.1             | 0.2                | 7324.0            | 0.1              |
| 26Feb2019 | 22:32 | 0.1             | 0.2                | 7324.0            | 0.1              |
| 26Feb2019 | 22:33 | 0.1             | 0.2                | 7324.0            | 0.1              |
| 26Feb2019 | 22:34 | 0.1             | 0.2                | 7324.0            | 0.1              |
| 26Feb2019 | 22:35 | 0.1             | 0.2                | 7324.0            | 0.1              |
| 26Feb2019 | 22:36 | 0.1             | 0.2                | 7324.0            | 0.1              |
| 26Feb2019 | 22:37 | 0.1             | 0.2                | 7324.0            | 0.1              |
| 26Feb2019 | 22:38 | 0.1             | 0.2                | 7324.0            | 0.1              |



| Date      | Time  | Inflow<br>(CFS) | Storage<br>(AC-FT) | Elevation<br>(FT) | Outflow<br>(CFS) |
|-----------|-------|-----------------|--------------------|-------------------|------------------|
| 26Feb2019 | 22:39 | 0.1             | 0.2                | 7324.0            | 0.1              |
| 26Feb2019 | 22:40 | 0.1             | 0.2                | 7324.0            | 0.1              |
| 26Feb2019 | 22:41 | 0.1             | 0.2                | 7324.0            | 0.1              |
| 26Feb2019 | 22:42 | 0.1             | 0.2                | 7324.0            | 0.1              |
| 26Feb2019 | 22:43 | 0.1             | 0.2                | 7324.0            | 0.1              |
| 26Feb2019 | 22:44 | 0.1             | 0.2                | 7324.0            | 0.1              |
| 26Feb2019 | 22:45 | 0.1             | 0.2                | 7324.0            | 0.1              |
| 26Feb2019 | 22:46 | 0.1             | 0.2                | 7324.0            | 0.1              |
| 26Feb2019 | 22:47 | 0.1             | 0.2                | 7324.0            | 0.1              |
| 26Feb2019 | 22:48 | 0.1             | 0.2                | 7324.0            | 0.1              |
| 26Feb2019 | 22:49 | 0.1             | 0.2                | 7324.0            | 0.1              |
| 26Feb2019 | 22:50 | 0.1             | 0.2                | 7324.0            | 0.1              |
| 26Feb2019 | 22:51 | 0.1             | 0.2                | 7324.0            | 0.1              |
| 26Feb2019 | 22:52 | 0.1             | 0.2                | 7324.0            | 0.1              |
| 26Feb2019 | 22:53 | 0.1             | 0.2                | 7324.0            | 0.1              |
| 26Feb2019 | 22:54 | 0.1             | 0.2                | 7324.0            | 0.1              |
| 26Feb2019 | 22:55 | 0.1             | 0.2                | 7324.0            | 0.1              |
| 26Feb2019 | 22:56 | 0.1             | 0.2                | 7324.0            | 0.1              |
| 26Feb2019 | 22:57 | 0.1             | 0.2                | 7324.0            | 0.1              |
| 26Feb2019 | 22:58 | 0.1             | 0.2                | 7324.0            | 0.1              |
| 26Feb2019 | 22:59 | 0.1             | 0.2                | 7324.0            | 0.1              |
| 26Feb2019 | 23:00 | 0.1             | 0.2                | 7324.0            | 0.1              |
| 26Feb2019 | 23:01 | 0.1             | 0.2                | 7324.0            | 0.1              |
| 26Feb2019 | 23:02 | 0.1             | 0.2                | 7324.0            | 0.1              |
| 26Feb2019 | 23:03 | 0.1             | 0.2                | 7324.0            | 0.1              |
| 26Feb2019 | 23:04 | 0.1             | 0.2                | 7324.0            | 0.1              |
| 26Feb2019 | 23:05 | 0.1             | 0.2                | 7324.0            | 0.1              |
| 26Feb2019 | 23:06 | 0.1             | 0.2                | 7324.0            | 0.1              |
| 26Feb2019 | 23:07 | 0.1             | 0.2                | 7324.0            | 0.1              |
| 26Feb2019 | 23:08 | 0.1             | 0.2                | 7324.0            | 0.1              |
| 26Feb2019 | 23:09 | 0.1             | 0.2                | 7324.0            | 0.1              |

| Date      | Time  | Inflow<br>(CFS) | Storage<br>(AC-FT) | Elevation<br>(FT) | Outflow<br>(CFS) |
|-----------|-------|-----------------|--------------------|-------------------|------------------|
| 26Feb2019 | 23:10 | 0.1             | 0.2                | 7324.0            | 0.1              |
| 26Feb2019 | 23:11 | 0.1             | 0.2                | 7324.0            | 0.1              |
| 26Feb2019 | 23:12 | 0.1             | 0.2                | 7324.0            | 0.1              |
| 26Feb2019 | 23:13 | 0.1             | 0.2                | 7324.0            | 0.1              |
| 26Feb2019 | 23:14 | 0.1             | 0.2                | 7324.0            | 0.1              |
| 26Feb2019 | 23:15 | 0.1             | 0.2                | 7324.0            | 0.1              |
| 26Feb2019 | 23:16 | 0.1             | 0.2                | 7324.0            | 0.1              |
| 26Feb2019 | 23:17 | 0.1             | 0.2                | 7324.0            | 0.1              |
| 26Feb2019 | 23:18 | 0.1             | 0.2                | 7324.0            | 0.1              |
| 26Feb2019 | 23:19 | 0.1             | 0.2                | 7324.0            | 0.1              |
| 26Feb2019 | 23:20 | 0.1             | 0.2                | 7324.0            | 0.1              |
| 26Feb2019 | 23:21 | 0.1             | 0.2                | 7324.0            | 0.1              |
| 26Feb2019 | 23:22 | 0.1             | 0.2                | 7324.0            | 0.1              |
| 26Feb2019 | 23:23 | 0.1             | 0.2                | 7324.0            | 0.1              |
| 26Feb2019 | 23:24 | 0.1             | 0.2                | 7324.0            | 0.1              |
| 26Feb2019 | 23:25 | 0.1             | 0.2                | 7324.0            | 0.1              |
| 26Feb2019 | 23:26 | 0.1             | 0.2                | 7324.0            | 0.1              |
| 26Feb2019 | 23:27 | 0.1             | 0.2                | 7324.0            | 0.1              |
| 26Feb2019 | 23:28 | 0.1             | 0.2                | 7324.0            | 0.1              |
| 26Feb2019 | 23:29 | 0.1             | 0.2                | 7324.0            | 0.1              |
| 26Feb2019 | 23:30 | 0.1             | 0.2                | 7324.0            | 0.1              |
| 26Feb2019 | 23:31 | 0.1             | 0.2                | 7324.0            | 0.1              |
| 26Feb2019 | 23:32 | 0.1             | 0.2                | 7324.0            | 0.1              |
| 26Feb2019 | 23:33 | 0.1             | 0.2                | 7324.0            | 0.1              |
| 26Feb2019 | 23:34 | 0.1             | 0.2                | 7324.0            | 0.1              |
| 26Feb2019 | 23:35 | 0.1             | 0.2                | 7324.0            | 0.1              |
| 26Feb2019 | 23:36 | 0.1             | 0.2                | 7324.0            | 0.1              |
| 26Feb2019 | 23:37 | 0.1             | 0.2                | 7324.0            | 0.1              |
| 26Feb2019 | 23:38 | 0.1             | 0.2                | 7324.0            | 0.1              |
| 26Feb2019 | 23:39 | 0.1             | 0.2                | 7324.0            | 0.1              |
| 26Feb2019 | 23:40 | 0.1             | 0.2                | 7324.0            | 0.1              |

| Date      | Time  | Inflow<br>(CFS) | Storage<br>(AC-FT) | Elevation<br>(FT) | Outflow<br>(CFS) |
|-----------|-------|-----------------|--------------------|-------------------|------------------|
| 26Feb2019 | 23:41 | 0.1             | 0.2                | 7324.0            | 0.1              |
| 26Feb2019 | 23:42 | 0.1             | 0.2                | 7324.0            | 0.1              |
| 26Feb2019 | 23:43 | 0.1             | 0.2                | 7324.0            | 0.1              |
| 26Feb2019 | 23:44 | 0.1             | 0.2                | 7324.0            | 0.1              |
| 26Feb2019 | 23:45 | 0.1             | 0.2                | 7324.0            | 0.1              |
| 26Feb2019 | 23:46 | 0.1             | 0.2                | 7324.0            | 0.1              |
| 26Feb2019 | 23:47 | 0.1             | 0.2                | 7324.0            | 0.1              |
| 26Feb2019 | 23:48 | 0.1             | 0.2                | 7324.0            | 0.1              |
| 26Feb2019 | 23:49 | 0.1             | 0.2                | 7324.0            | 0.1              |
| 26Feb2019 | 23:50 | 0.1             | 0.2                | 7324.0            | 0.1              |
| 26Feb2019 | 23:51 | 0.1             | 0.2                | 7324.0            | 0.1              |
| 26Feb2019 | 23:52 | 0.1             | 0.2                | 7324.0            | 0.1              |
| 26Feb2019 | 23:53 | 0.1             | 0.2                | 7324.0            | 0.1              |
| 26Feb2019 | 23:54 | 0.1             | 0.2                | 7324.0            | 0.1              |
| 26Feb2019 | 23:55 | 0.1             | 0.2                | 7324.0            | 0.1              |
| 26Feb2019 | 23:56 | 0.1             | 0.2                | 7324.0            | 0.1              |
| 26Feb2019 | 23:57 | 0.1             | 0.2                | 7324.0            | 0.1              |
| 26Feb2019 | 23:58 | 0.1             | 0.2                | 7324.0            | 0.1              |
| 26Feb2019 | 23:59 | 0.1             | 0.2                | 7324.0            | 0.1              |
| 27Feb2019 | 00:00 | 0.1             | 0.2                | 7324.0            | 0.1              |
| 27Feb2019 | 00:01 | 0.1             | 0.2                | 7324.0            | 0.1              |
| 27Feb2019 | 00:02 | 0.1             | 0.2                | 7324.0            | 0.1              |
| 27Feb2019 | 00:03 | 0.1             | 0.2                | 7324.0            | 0.1              |
| 27Feb2019 | 00:04 | 0.1             | 0.2                | 7324.0            | 0.1              |
| 27Feb2019 | 00:05 | 0.1             | 0.2                | 7324.0            | 0.1              |
| 27Feb2019 | 00:06 | 0.1             | 0.2                | 7324.0            | 0.1              |
| 27Feb2019 | 00:07 | 0.1             | 0.2                | 7324.0            | 0.1              |
| 27Feb2019 | 00:08 | 0.1             | 0.2                | 7324.0            | 0.1              |
| 27Feb2019 | 00:09 | 0.1             | 0.2                | 7324.0            | 0.1              |
| 27Feb2019 | 00:10 | 0.1             | 0.2                | 7324.0            | 0.1              |
| 27Feb2019 | 00:11 | 0.1             | 0.2                | 7324.0            | 0.1              |

| Date      | Time  | Inflow<br>(CFS) | Storage<br>(AC-FT) | Elevation<br>(FT) | Outflow<br>(CFS) |
|-----------|-------|-----------------|--------------------|-------------------|------------------|
| 27Feb2019 | 00:12 | 0.1             | 0.2                | 7324.0            | 0.1              |
| 27Feb2019 | 00:13 | 0.1             | 0.2                | 7324.0            | 0.1              |
| 27Feb2019 | 00:14 | 0.1             | 0.2                | 7324.0            | 0.1              |
| 27Feb2019 | 00:15 | 0.1             | 0.2                | 7324.0            | 0.1              |
| 27Feb2019 | 00:16 | 0.1             | 0.2                | 7324.0            | 0.1              |
| 27Feb2019 | 00:17 | 0.0             | 0.2                | 7324.0            | 0.1              |
| 27Feb2019 | 00:18 | 0.0             | 0.2                | 7324.0            | 0.1              |
| 27Feb2019 | 00:19 | 0.0             | 0.2                | 7324.0            | 0.1              |
| 27Feb2019 | 00:20 | 0.0             | 0.2                | 7324.0            | 0.1              |
| 27Feb2019 | 00:21 | 0.0             | 0.2                | 7324.0            | 0.1              |
| 27Feb2019 | 00:22 | 0.0             | 0.2                | 7324.0            | 0.1              |
| 27Feb2019 | 00:23 | 0.0             | 0.2                | 7324.0            | 0.1              |
| 27Feb2019 | 00:24 | 0.0             | 0.2                | 7324.0            | 0.1              |
| 27Feb2019 | 00:25 | 0.0             | 0.2                | 7324.0            | 0.1              |
| 27Feb2019 | 00:26 | 0.0             | 0.2                | 7324.0            | 0.1              |
| 27Feb2019 | 00:27 | 0.0             | 0.2                | 7324.0            | 0.1              |
| 27Feb2019 | 00:28 | 0.0             | 0.2                | 7324.0            | 0.1              |
| 27Feb2019 | 00:29 | 0.0             | 0.2                | 7324.0            | 0.1              |
| 27Feb2019 | 00:30 | 0.0             | 0.2                | 7324.0            | 0.1              |
| 27Feb2019 | 00:31 | 0.0             | 0.2                | 7324.0            | 0.1              |
| 27Feb2019 | 00:32 | 0.0             | 0.2                | 7324.0            | 0.1              |
| 27Feb2019 | 00:33 | 0.0             | 0.2                | 7324.0            | 0.1              |
| 27Feb2019 | 00:34 | 0.0             | 0.2                | 7324.0            | 0.1              |
| 27Feb2019 | 00:35 | 0.0             | 0.2                | 7324.0            | 0.1              |
| 27Feb2019 | 00:36 | 0.0             | 0.2                | 7324.0            | 0.1              |
| 27Feb2019 | 00:37 | 0.0             | 0.2                | 7324.0            | 0.1              |
| 27Feb2019 | 00:38 | 0.0             | 0.2                | 7324.0            | 0.1              |
| 27Feb2019 | 00:39 | 0.0             | 0.2                | 7324.0            | 0.1              |
| 27Feb2019 | 00:40 | 0.0             | 0.2                | 7324.0            | 0.1              |
| 27Feb2019 | 00:41 | 0.0             | 0.2                | 7324.0            | 0.1              |
| 27Feb2019 | 00:42 | 0.0             | 0.2                | 7324.0            | 0.1              |

| Date      | Time  | Inflow<br>(CFS) | Storage<br>(AC-FT) | Elevation<br>(FT) | Outflow<br>(CFS) |
|-----------|-------|-----------------|--------------------|-------------------|------------------|
| 27Feb2019 | 00:43 | 0.0             | 0.2                | 7324.0            | 0.1              |
| 27Feb2019 | 00:44 | 0.0             | 0.2                | 7324.0            | 0.1              |
| 27Feb2019 | 00:45 | 0.0             | 0.2                | 7324.0            | 0.1              |
| 27Feb2019 | 00:46 | 0.0             | 0.2                | 7324.0            | 0.1              |
| 27Feb2019 | 00:47 | 0.0             | 0.2                | 7324.0            | 0.1              |
| 27Feb2019 | 00:48 | 0.0             | 0.2                | 7324.0            | 0.1              |
| 27Feb2019 | 00:49 | 0.0             | 0.2                | 7324.0            | 0.1              |
| 27Feb2019 | 00:50 | 0.0             | 0.2                | 7324.0            | 0.1              |
| 27Feb2019 | 00:51 | 0.0             | 0.2                | 7324.0            | 0.1              |
| 27Feb2019 | 00:52 | 0.0             | 0.2                | 7324.0            | 0.1              |
| 27Feb2019 | 00:53 | 0.0             | 0.2                | 7324.0            | 0.1              |
| 27Feb2019 | 00:54 | 0.0             | 0.2                | 7324.0            | 0.1              |
| 27Feb2019 | 00:55 | 0.0             | 0.2                | 7324.0            | 0.1              |
| 27Feb2019 | 00:56 | 0.0             | 0.2                | 7324.0            | 0.1              |
| 27Feb2019 | 00:57 | 0.0             | 0.2                | 7324.0            | 0.1              |
| 27Feb2019 | 00:58 | 0.0             | 0.2                | 7324.0            | 0.1              |
| 27Feb2019 | 00:59 | 0.0             | 0.2                | 7324.0            | 0.1              |
| 27Feb2019 | 01:00 | 0.0             | 0.2                | 7324.0            | 0.1              |
| 27Feb2019 | 01:01 | 0.0             | 0.2                | 7324.0            | 0.1              |
| 27Feb2019 | 01:02 | 0.0             | 0.2                | 7324.0            | 0.1              |
| 27Feb2019 | 01:03 | 0.0             | 0.2                | 7324.0            | 0.1              |
| 27Feb2019 | 01:04 | 0.0             | 0.2                | 7324.0            | 0.1              |
| 27Feb2019 | 01:05 | 0.0             | 0.2                | 7324.0            | 0.1              |
| 27Feb2019 | 01:06 | 0.0             | 0.2                | 7324.0            | 0.1              |
| 27Feb2019 | 01:07 | 0.0             | 0.2                | 7324.0            | 0.1              |
| 27Feb2019 | 01:08 | 0.0             | 0.2                | 7324.0            | 0.1              |
| 27Feb2019 | 01:09 | 0.0             | 0.2                | 7324.0            | 0.1              |
| 27Feb2019 | 01:10 | 0.0             | 0.2                | 7324.0            | 0.1              |
| 27Feb2019 | 01:11 | 0.0             | 0.2                | 7324.0            | 0.1              |
| 27Feb2019 | 01:12 | 0.0             | 0.2                | 7324.0            | 0.1              |
| 27Feb2019 | 01:13 | 0.0             | 0.2                | 7324.0            | 0.1              |

| Date      | Time  | Inflow<br>(CFS) | Storage<br>(AC-FT) | Elevation<br>(FT) | Outflow<br>(CFS) |
|-----------|-------|-----------------|--------------------|-------------------|------------------|
| 27Feb2019 | 01:14 | 0.0             | 0.2                | 7324.0            | 0.1              |
| 27Feb2019 | 01:15 | 0.0             | 0.2                | 7324.0            | 0.1              |
| 27Feb2019 | 01:16 | 0.0             | 0.2                | 7324.0            | 0.1              |
| 27Feb2019 | 01:17 | 0.0             | 0.2                | 7324.0            | 0.1              |
| 27Feb2019 | 01:18 | 0.0             | 0.2                | 7324.0            | 0.1              |
| 27Feb2019 | 01:19 | 0.0             | 0.2                | 7324.0            | 0.1              |
| 27Feb2019 | 01:20 | 0.0             | 0.2                | 7324.0            | 0.1              |
| 27Feb2019 | 01:21 | 0.0             | 0.2                | 7324.0            | 0.1              |
| 27Feb2019 | 01:22 | 0.0             | 0.2                | 7323.9            | 0.1              |
| 27Feb2019 | 01:23 | 0.0             | 0.2                | 7323.9            | 0.1              |
| 27Feb2019 | 01:24 | 0.0             | 0.2                | 7323.9            | 0.1              |
| 27Feb2019 | 01:25 | 0.0             | 0.2                | 7323.9            | 0.1              |
| 27Feb2019 | 01:26 | 0.0             | 0.2                | 7323.9            | 0.1              |
| 27Feb2019 | 01:27 | 0.0             | 0.2                | 7323.9            | 0.1              |
| 27Feb2019 | 01:28 | 0.0             | 0.2                | 7323.9            | 0.1              |
| 27Feb2019 | 01:29 | 0.0             | 0.2                | 7323.9            | 0.1              |
| 27Feb2019 | 01:30 | 0.0             | 0.2                | 7323.9            | 0.1              |
| 27Feb2019 | 01:31 | 0.0             | 0.2                | 7323.9            | 0.1              |
| 27Feb2019 | 01:32 | 0.0             | 0.2                | 7323.9            | 0.1              |
| 27Feb2019 | 01:33 | 0.0             | 0.2                | 7323.9            | 0.1              |
| 27Feb2019 | 01:34 | 0.0             | 0.2                | 7323.9            | 0.1              |
| 27Feb2019 | 01:35 | 0.0             | 0.2                | 7323.9            | 0.1              |
| 27Feb2019 | 01:36 | 0.0             | 0.2                | 7323.9            | 0.1              |
| 27Feb2019 | 01:37 | 0.0             | 0.2                | 7323.9            | 0.1              |
| 27Feb2019 | 01:38 | 0.0             | 0.2                | 7323.9            | 0.1              |
| 27Feb2019 | 01:39 | 0.0             | 0.2                | 7323.9            | 0.1              |
| 27Feb2019 | 01:40 | 0.0             | 0.2                | 7323.9            | 0.1              |
| 27Feb2019 | 01:41 | 0.0             | 0.2                | 7323.9            | 0.1              |
| 27Feb2019 | 01:42 | 0.0             | 0.2                | 7323.9            | 0.1              |
| 27Feb2019 | 01:43 | 0.0             | 0.2                | 7323.9            | 0.1              |
| 27Feb2019 | 01:44 | 0.0             | 0.2                | 7323.9            | 0.1              |

| Date      | Time  | Inflow<br>(CFS) | Storage<br>(AC-FT) | Elevation<br>(FT) | Outflow<br>(CFS) |
|-----------|-------|-----------------|--------------------|-------------------|------------------|
| 27Feb2019 | 01:45 | 0.0             | 0.2                | 7323.9            | 0.1              |
| 27Feb2019 | 01:46 | 0.0             | 0.2                | 7323.9            | 0.1              |
| 27Feb2019 | 01:47 | 0.0             | 0.2                | 7323.9            | 0.1              |
| 27Feb2019 | 01:48 | 0.0             | 0.2                | 7323.9            | 0.1              |
| 27Feb2019 | 01:49 | 0.0             | 0.2                | 7323.9            | 0.1              |
| 27Feb2019 | 01:50 | 0.0             | 0.2                | 7323.9            | 0.1              |
| 27Feb2019 | 01:51 | 0.0             | 0.2                | 7323.9            | 0.1              |
| 27Feb2019 | 01:52 | 0.0             | 0.2                | 7323.9            | 0.1              |
| 27Feb2019 | 01:53 | 0.0             | 0.2                | 7323.9            | 0.1              |
| 27Feb2019 | 01:54 | 0.0             | 0.2                | 7323.9            | 0.1              |
| 27Feb2019 | 01:55 | 0.0             | 0.2                | 7323.9            | 0.1              |
| 27Feb2019 | 01:56 | 0.0             | 0.2                | 7323.9            | 0.1              |
| 27Feb2019 | 01:57 | 0.0             | 0.2                | 7323.9            | 0.1              |
| 27Feb2019 | 01:58 | 0.0             | 0.2                | 7323.9            | 0.1              |
| 27Feb2019 | 01:59 | 0.0             | 0.2                | 7323.9            | 0.1              |
| 27Feb2019 | 02:00 | 0.0             | 0.2                | 7323.9            | 0.1              |
| 27Feb2019 | 02:01 | 0.0             | 0.2                | 7323.9            | 0.1              |
| 27Feb2019 | 02:02 | 0.0             | 0.2                | 7323.9            | 0.1              |
| 27Feb2019 | 02:03 | 0.0             | 0.2                | 7323.9            | 0.1              |
| 27Feb2019 | 02:04 | 0.0             | 0.2                | 7323.9            | 0.1              |
| 27Feb2019 | 02:05 | 0.0             | 0.2                | 7323.9            | 0.1              |
| 27Feb2019 | 02:06 | 0.0             | 0.2                | 7323.9            | 0.1              |
| 27Feb2019 | 02:07 | 0.0             | 0.2                | 7323.9            | 0.1              |
| 27Feb2019 | 02:08 | 0.0             | 0.2                | 7323.9            | 0.1              |
| 27Feb2019 | 02:09 | 0.0             | 0.2                | 7323.9            | 0.1              |
| 27Feb2019 | 02:10 | 0.0             | 0.2                | 7323.9            | 0.1              |
| 27Feb2019 | 02:11 | 0.0             | 0.2                | 7323.9            | 0.1              |
| 27Feb2019 | 02:12 | 0.0             | 0.2                | 7323.9            | 0.1              |
| 27Feb2019 | 02:13 | 0.0             | 0.2                | 7323.9            | 0.1              |
| 27Feb2019 | 02:14 | 0.0             | 0.2                | 7323.9            | 0.1              |
| 27Feb2019 | 02:15 | 0.0             | 0.2                | 7323.9            | 0.1              |

| Date      | Time  | Inflow<br>(CFS) | Storage<br>(AC-FT) | Elevation<br>(FT) | Outflow<br>(CFS) |
|-----------|-------|-----------------|--------------------|-------------------|------------------|
| 27Feb2019 | 02:16 | 0.0             | 0.2                | 7323.9            | 0.1              |
| 27Feb2019 | 02:17 | 0.0             | 0.2                | 7323.9            | 0.1              |
| 27Feb2019 | 02:18 | 0.0             | 0.2                | 7323.9            | 0.1              |
| 27Feb2019 | 02:19 | 0.0             | 0.2                | 7323.9            | 0.1              |
| 27Feb2019 | 02:20 | 0.0             | 0.2                | 7323.9            | 0.1              |
| 27Feb2019 | 02:21 | 0.0             | 0.2                | 7323.9            | 0.1              |
| 27Feb2019 | 02:22 | 0.0             | 0.2                | 7323.9            | 0.1              |
| 27Feb2019 | 02:23 | 0.0             | 0.2                | 7323.9            | 0.1              |
| 27Feb2019 | 02:24 | 0.0             | 0.2                | 7323.9            | 0.1              |
| 27Feb2019 | 02:25 | 0.0             | 0.2                | 7323.9            | 0.1              |
| 27Feb2019 | 02:26 | 0.0             | 0.2                | 7323.9            | 0.1              |
| 27Feb2019 | 02:27 | 0.0             | 0.2                | 7323.9            | 0.1              |
| 27Feb2019 | 02:28 | 0.0             | 0.2                | 7323.9            | 0.1              |
| 27Feb2019 | 02:29 | 0.0             | 0.2                | 7323.9            | 0.1              |
| 27Feb2019 | 02:30 | 0.0             | 0.2                | 7323.9            | 0.1              |
| 27Feb2019 | 02:31 | 0.0             | 0.2                | 7323.9            | 0.1              |
| 27Feb2019 | 02:32 | 0.0             | 0.2                | 7323.9            | 0.1              |
| 27Feb2019 | 02:33 | 0.0             | 0.2                | 7323.9            | 0.1              |
| 27Feb2019 | 02:34 | 0.0             | 0.2                | 7323.9            | 0.1              |
| 27Feb2019 | 02:35 | 0.0             | 0.2                | 7323.9            | 0.1              |
| 27Feb2019 | 02:36 | 0.0             | 0.2                | 7323.9            | 0.1              |
| 27Feb2019 | 02:37 | 0.0             | 0.2                | 7323.9            | 0.1              |
| 27Feb2019 | 02:38 | 0.0             | 0.2                | 7323.9            | 0.1              |
| 27Feb2019 | 02:39 | 0.0             | 0.2                | 7323.9            | 0.1              |
| 27Feb2019 | 02:40 | 0.0             | 0.2                | 7323.9            | 0.1              |
| 27Feb2019 | 02:41 | 0.0             | 0.2                | 7323.9            | 0.1              |
| 27Feb2019 | 02:42 | 0.0             | 0.2                | 7323.9            | 0.1              |
| 27Feb2019 | 02:43 | 0.0             | 0.2                | 7323.9            | 0.1              |
| 27Feb2019 | 02:44 | 0.0             | 0.2                | 7323.9            | 0.1              |
| 27Feb2019 | 02:45 | 0.0             | 0.2                | 7323.9            | 0.1              |
| 27Feb2019 | 02:46 | 0.0             | 0.2                | 7323.9            | 0.1              |



| Date      | Time  | Inflow<br>(CFS) | Storage<br>(AC-FT) | Elevation<br>(FT) | Outflow<br>(CFS) |
|-----------|-------|-----------------|--------------------|-------------------|------------------|
| 27Feb2019 | 02:47 | 0.0             | 0.2                | 7323.9            | 0.1              |
| 27Feb2019 | 02:48 | 0.0             | 0.2                | 7323.9            | 0.1              |
| 27Feb2019 | 02:49 | 0.0             | 0.2                | 7323.9            | 0.1              |
| 27Feb2019 | 02:50 | 0.0             | 0.2                | 7323.9            | 0.1              |
| 27Feb2019 | 02:51 | 0.0             | 0.2                | 7323.9            | 0.1              |
| 27Feb2019 | 02:52 | 0.0             | 0.2                | 7323.9            | 0.1              |
| 27Feb2019 | 02:53 | 0.0             | 0.2                | 7323.9            | 0.1              |
| 27Feb2019 | 02:54 | 0.0             | 0.2                | 7323.9            | 0.1              |
| 27Feb2019 | 02:55 | 0.0             | 0.2                | 7323.9            | 0.1              |
| 27Feb2019 | 02:56 | 0.0             | 0.2                | 7323.9            | 0.1              |
| 27Feb2019 | 02:57 | 0.0             | 0.2                | 7323.9            | 0.1              |
| 27Feb2019 | 02:58 | 0.0             | 0.2                | 7323.9            | 0.1              |
| 27Feb2019 | 02:59 | 0.0             | 0.2                | 7323.9            | 0.1              |
| 27Feb2019 | 03:00 | 0.0             | 0.2                | 7323.9            | 0.1              |
| 27Feb2019 | 03:01 | 0.0             | 0.2                | 7323.9            | 0.1              |
| 27Feb2019 | 03:02 | 0.0             | 0.2                | 7323.9            | 0.1              |
| 27Feb2019 | 03:03 | 0.0             | 0.2                | 7323.9            | 0.1              |
| 27Feb2019 | 03:04 | 0.0             | 0.2                | 7323.9            | 0.1              |
| 27Feb2019 | 03:05 | 0.0             | 0.2                | 7323.9            | 0.1              |
| 27Feb2019 | 03:06 | 0.0             | 0.2                | 7323.9            | 0.1              |
| 27Feb2019 | 03:07 | 0.0             | 0.2                | 7323.9            | 0.1              |
| 27Feb2019 | 03:08 | 0.0             | 0.2                | 7323.9            | 0.1              |
| 27Feb2019 | 03:09 | 0.0             | 0.2                | 7323.9            | 0.1              |
| 27Feb2019 | 03:10 | 0.0             | 0.2                | 7323.9            | 0.1              |
| 27Feb2019 | 03:11 | 0.0             | 0.2                | 7323.9            | 0.1              |
| 27Feb2019 | 03:12 | 0.0             | 0.2                | 7323.9            | 0.1              |
| 27Feb2019 | 03:13 | 0.0             | 0.2                | 7323.9            | 0.1              |
| 27Feb2019 | 03:14 | 0.0             | 0.2                | 7323.9            | 0.1              |
| 27Feb2019 | 03:15 | 0.0             | 0.2                | 7323.9            | 0.1              |
| 27Feb2019 | 03:16 | 0.0             | 0.2                | 7323.9            | 0.1              |
| 27Feb2019 | 03:17 | 0.0             | 0.2                | 7323.9            | 0.1              |

| Date      | Time  | Inflow<br>(CFS) | Storage<br>(AC-FT) | Elevation<br>(FT) | Outflow<br>(CFS) |
|-----------|-------|-----------------|--------------------|-------------------|------------------|
| 27Feb2019 | 03:18 | 0.0             | 0.2                | 7323.9            | 0.1              |
| 27Feb2019 | 03:19 | 0.0             | 0.2                | 7323.9            | 0.1              |
| 27Feb2019 | 03:20 | 0.0             | 0.2                | 7323.9            | 0.1              |
| 27Feb2019 | 03:21 | 0.0             | 0.2                | 7323.9            | 0.1              |
| 27Feb2019 | 03:22 | 0.0             | 0.2                | 7323.9            | 0.1              |
| 27Feb2019 | 03:23 | 0.0             | 0.2                | 7323.9            | 0.1              |
| 27Feb2019 | 03:24 | 0.0             | 0.2                | 7323.8            | 0.1              |
| 27Feb2019 | 03:25 | 0.0             | 0.2                | 7323.8            | 0.1              |
| 27Feb2019 | 03:26 | 0.0             | 0.2                | 7323.8            | 0.1              |
| 27Feb2019 | 03:27 | 0.0             | 0.1                | 7323.8            | 0.1              |
| 27Feb2019 | 03:28 | 0.0             | 0.1                | 7323.8            | 0.1              |
| 27Feb2019 | 03:29 | 0.0             | 0.1                | 7323.8            | 0.1              |
| 27Feb2019 | 03:30 | 0.0             | 0.1                | 7323.8            | 0.1              |
| 27Feb2019 | 03:31 | 0.0             | 0.1                | 7323.8            | 0.1              |
| 27Feb2019 | 03:32 | 0.0             | 0.1                | 7323.8            | 0.1              |
| 27Feb2019 | 03:33 | 0.0             | 0.1                | 7323.8            | 0.1              |
| 27Feb2019 | 03:34 | 0.0             | 0.1                | 7323.8            | 0.1              |
| 27Feb2019 | 03:35 | 0.0             | 0.1                | 7323.8            | 0.1              |
| 27Feb2019 | 03:36 | 0.0             | 0.1                | 7323.8            | 0.1              |
| 27Feb2019 | 03:37 | 0.0             | 0.1                | 7323.8            | 0.1              |
| 27Feb2019 | 03:38 | 0.0             | 0.1                | 7323.8            | 0.1              |
| 27Feb2019 | 03:39 | 0.0             | 0.1                | 7323.8            | 0.1              |
| 27Feb2019 | 03:40 | 0.0             | 0.1                | 7323.8            | 0.1              |
| 27Feb2019 | 03:41 | 0.0             | 0.1                | 7323.8            | 0.1              |
| 27Feb2019 | 03:42 | 0.0             | 0.1                | 7323.8            | 0.1              |
| 27Feb2019 | 03:43 | 0.0             | 0.1                | 7323.8            | 0.1              |
| 27Feb2019 | 03:44 | 0.0             | 0.1                | 7323.8            | 0.1              |
| 27Feb2019 | 03:45 | 0.0             | 0.1                | 7323.8            | 0.1              |
| 27Feb2019 | 03:46 | 0.0             | 0.1                | 7323.8            | 0.1              |
| 27Feb2019 | 03:47 | 0.0             | 0.1                | 7323.8            | 0.1              |
| 27Feb2019 | 03:48 | 0.0             | 0.1                | 7323.8            | 0.1              |

| Date      | Time  | Inflow<br>(CFS) | Storage<br>(AC-FT) | Elevation<br>(FT) | Outflow<br>(CFS) |
|-----------|-------|-----------------|--------------------|-------------------|------------------|
| 27Feb2019 | 03:49 | 0.0             | 0.1                | 7323.8            | 0.1              |
| 27Feb2019 | 03:50 | 0.0             | 0.1                | 7323.8            | 0.1              |
| 27Feb2019 | 03:51 | 0.0             | 0.1                | 7323.8            | 0.1              |
| 27Feb2019 | 03:52 | 0.0             | 0.1                | 7323.8            | 0.1              |
| 27Feb2019 | 03:53 | 0.0             | 0.1                | 7323.8            | 0.1              |
| 27Feb2019 | 03:54 | 0.0             | 0.1                | 7323.8            | 0.1              |
| 27Feb2019 | 03:55 | 0.0             | 0.1                | 7323.8            | 0.1              |
| 27Feb2019 | 03:56 | 0.0             | 0.1                | 7323.8            | 0.1              |
| 27Feb2019 | 03:57 | 0.0             | 0.1                | 7323.8            | 0.1              |
| 27Feb2019 | 03:58 | 0.0             | 0.1                | 7323.8            | 0.1              |
| 27Feb2019 | 03:59 | 0.0             | 0.1                | 7323.8            | 0.1              |
| 27Feb2019 | 04:00 | 0.0             | 0.1                | 7323.8            | 0.1              |
| 27Feb2019 | 04:01 | 0.0             | 0.1                | 7323.8            | 0.1              |
| 27Feb2019 | 04:02 | 0.0             | 0.1                | 7323.8            | 0.1              |
| 27Feb2019 | 04:03 | 0.0             | 0.1                | 7323.8            | 0.1              |
| 27Feb2019 | 04:04 | 0.0             | 0.1                | 7323.8            | 0.1              |
| 27Feb2019 | 04:05 | 0.0             | 0.1                | 7323.8            | 0.1              |
| 27Feb2019 | 04:06 | 0.0             | 0.1                | 7323.8            | 0.1              |
| 27Feb2019 | 04:07 | 0.0             | 0.1                | 7323.8            | 0.1              |
| 27Feb2019 | 04:08 | 0.0             | 0.1                | 7323.8            | 0.1              |
| 27Feb2019 | 04:09 | 0.0             | 0.1                | 7323.8            | 0.1              |
| 27Feb2019 | 04:10 | 0.0             | 0.1                | 7323.8            | 0.1              |
| 27Feb2019 | 04:11 | 0.0             | 0.1                | 7323.8            | 0.1              |
| 27Feb2019 | 04:12 | 0.0             | 0.1                | 7323.8            | 0.1              |
| 27Feb2019 | 04:13 | 0.0             | 0.1                | 7323.8            | 0.1              |
| 27Feb2019 | 04:14 | 0.0             | 0.1                | 7323.8            | 0.1              |
| 27Feb2019 | 04:15 | 0.0             | 0.1                | 7323.8            | 0.1              |
| 27Feb2019 | 04:16 | 0.0             | 0.1                | 7323.8            | 0.1              |
| 27Feb2019 | 04:17 | 0.0             | 0.1                | 7323.8            | 0.1              |
| 27Feb2019 | 04:18 | 0.0             | 0.1                | 7323.8            | 0.1              |
| 27Feb2019 | 04:19 | 0.0             | 0.1                | 7323.8            | 0.1              |

| Date      | Time  | Inflow<br>(CFS) | Storage<br>(AC-FT) | Elevation<br>(FT) | Outflow<br>(CFS) |
|-----------|-------|-----------------|--------------------|-------------------|------------------|
| 27Feb2019 | 04:20 | 0.0             | 0.1                | 7323.8            | 0.1              |
| 27Feb2019 | 04:21 | 0.0             | 0.1                | 7323.8            | 0.1              |
| 27Feb2019 | 04:22 | 0.0             | 0.1                | 7323.8            | 0.1              |
| 27Feb2019 | 04:23 | 0.0             | 0.1                | 7323.8            | 0.1              |
| 27Feb2019 | 04:24 | 0.0             | 0.1                | 7323.8            | 0.1              |
| 27Feb2019 | 04:25 | 0.0             | 0.1                | 7323.8            | 0.1              |
| 27Feb2019 | 04:26 | 0.0             | 0.1                | 7323.8            | 0.1              |
| 27Feb2019 | 04:27 | 0.0             | 0.1                | 7323.8            | 0.1              |
| 27Feb2019 | 04:28 | 0.0             | 0.1                | 7323.8            | 0.1              |
| 27Feb2019 | 04:29 | 0.0             | 0.1                | 7323.8            | 0.1              |
| 27Feb2019 | 04:30 | 0.0             | 0.1                | 7323.8            | 0.1              |
| 27Feb2019 | 04:31 | 0.0             | 0.1                | 7323.8            | 0.1              |
| 27Feb2019 | 04:32 | 0.0             | 0.1                | 7323.8            | 0.1              |
| 27Feb2019 | 04:33 | 0.0             | 0.1                | 7323.8            | 0.1              |
| 27Feb2019 | 04:34 | 0.0             | 0.1                | 7323.8            | 0.1              |
| 27Feb2019 | 04:35 | 0.0             | 0.1                | 7323.8            | 0.1              |
| 27Feb2019 | 04:36 | 0.0             | 0.1                | 7323.8            | 0.1              |
| 27Feb2019 | 04:37 | 0.0             | 0.1                | 7323.8            | 0.1              |
| 27Feb2019 | 04:38 | 0.0             | 0.1                | 7323.8            | 0.1              |
| 27Feb2019 | 04:39 | 0.0             | 0.1                | 7323.8            | 0.1              |
| 27Feb2019 | 04:40 | 0.0             | 0.1                | 7323.8            | 0.1              |
| 27Feb2019 | 04:41 | 0.0             | 0.1                | 7323.8            | 0.1              |
| 27Feb2019 | 04:42 | 0.0             | 0.1                | 7323.8            | 0.1              |
| 27Feb2019 | 04:43 | 0.0             | 0.1                | 7323.8            | 0.1              |
| 27Feb2019 | 04:44 | 0.0             | 0.1                | 7323.8            | 0.1              |
| 27Feb2019 | 04:45 | 0.0             | 0.1                | 7323.8            | 0.1              |
| 27Feb2019 | 04:46 | 0.0             | 0.1                | 7323.8            | 0.1              |
| 27Feb2019 | 04:47 | 0.0             | 0.1                | 7323.8            | 0.1              |
| 27Feb2019 | 04:48 | 0.0             | 0.1                | 7323.8            | 0.1              |
| 27Feb2019 | 04:49 | 0.0             | 0.1                | 7323.8            | 0.1              |
| 27Feb2019 | 04:50 | 0.0             | 0.1                | 7323.8            | 0.1              |

| Date      | Time  | Inflow<br>(CFS) | Storage<br>(AC-FT) | Elevation<br>(FT) | Outflow<br>(CFS) |
|-----------|-------|-----------------|--------------------|-------------------|------------------|
| 27Feb2019 | 04:51 | 0.0             | 0.1                | 7323.8            | 0.1              |
| 27Feb2019 | 04:52 | 0.0             | 0.1                | 7323.8            | 0.1              |
| 27Feb2019 | 04:53 | 0.0             | 0.1                | 7323.8            | 0.1              |
| 27Feb2019 | 04:54 | 0.0             | 0.1                | 7323.8            | 0.1              |
| 27Feb2019 | 04:55 | 0.0             | 0.1                | 7323.8            | 0.1              |
| 27Feb2019 | 04:56 | 0.0             | 0.1                | 7323.8            | 0.1              |
| 27Feb2019 | 04:57 | 0.0             | 0.1                | 7323.8            | 0.1              |
| 27Feb2019 | 04:58 | 0.0             | 0.1                | 7323.8            | 0.1              |
| 27Feb2019 | 04:59 | 0.0             | 0.1                | 7323.8            | 0.1              |
| 27Feb2019 | 05:00 | 0.0             | 0.1                | 7323.8            | 0.1              |
| 27Feb2019 | 05:01 | 0.0             | 0.1                | 7323.8            | 0.1              |
| 27Feb2019 | 05:02 | 0.0             | 0.1                | 7323.8            | 0.1              |
| 27Feb2019 | 05:03 | 0.0             | 0.1                | 7323.8            | 0.1              |
| 27Feb2019 | 05:04 | 0.0             | 0.1                | 7323.8            | 0.1              |
| 27Feb2019 | 05:05 | 0.0             | 0.1                | 7323.8            | 0.1              |
| 27Feb2019 | 05:06 | 0.0             | 0.1                | 7323.8            | 0.1              |
| 27Feb2019 | 05:07 | 0.0             | 0.1                | 7323.8            | 0.1              |
| 27Feb2019 | 05:08 | 0.0             | 0.1                | 7323.8            | 0.1              |
| 27Feb2019 | 05:09 | 0.0             | 0.1                | 7323.8            | 0.1              |
| 27Feb2019 | 05:10 | 0.0             | 0.1                | 7323.8            | 0.1              |
| 27Feb2019 | 05:11 | 0.0             | 0.1                | 7323.8            | 0.1              |
| 27Feb2019 | 05:12 | 0.0             | 0.1                | 7323.8            | 0.1              |
| 27Feb2019 | 05:13 | 0.0             | 0.1                | 7323.8            | 0.1              |
| 27Feb2019 | 05:14 | 0.0             | 0.1                | 7323.8            | 0.1              |
| 27Feb2019 | 05:15 | 0.0             | 0.1                | 7323.8            | 0.1              |
| 27Feb2019 | 05:16 | 0.0             | 0.1                | 7323.8            | 0.1              |
| 27Feb2019 | 05:17 | 0.0             | 0.1                | 7323.8            | 0.1              |
| 27Feb2019 | 05:18 | 0.0             | 0.1                | 7323.8            | 0.1              |
| 27Feb2019 | 05:19 | 0.0             | 0.1                | 7323.8            | 0.1              |
| 27Feb2019 | 05:20 | 0.0             | 0.1                | 7323.8            | 0.1              |
| 27Feb2019 | 05:21 | 0.0             | 0.1                | 7323.8            | 0.1              |

| Date      | Time  | Inflow<br>(CFS) | Storage<br>(AC-FT) | Elevation<br>(FT) | Outflow<br>(CFS) |
|-----------|-------|-----------------|--------------------|-------------------|------------------|
| 27Feb2019 | 05:22 | 0.0             | 0.1                | 7323.8            | 0.1              |
| 27Feb2019 | 05:23 | 0.0             | 0.1                | 7323.8            | 0.1              |
| 27Feb2019 | 05:24 | 0.0             | 0.1                | 7323.8            | 0.1              |
| 27Feb2019 | 05:25 | 0.0             | 0.1                | 7323.8            | 0.1              |
| 27Feb2019 | 05:26 | 0.0             | 0.1                | 7323.8            | 0.1              |
| 27Feb2019 | 05:27 | 0.0             | 0.1                | 7323.8            | 0.1              |
| 27Feb2019 | 05:28 | 0.0             | 0.1                | 7323.8            | 0.1              |
| 27Feb2019 | 05:29 | 0.0             | 0.1                | 7323.8            | 0.1              |
| 27Feb2019 | 05:30 | 0.0             | 0.1                | 7323.8            | 0.1              |
| 27Feb2019 | 05:31 | 0.0             | 0.1                | 7323.8            | 0.1              |
| 27Feb2019 | 05:32 | 0.0             | 0.1                | 7323.7            | 0.1              |
| 27Feb2019 | 05:33 | 0.0             | 0.1                | 7323.7            | 0.1              |
| 27Feb2019 | 05:34 | 0.0             | 0.1                | 7323.7            | 0.1              |
| 27Feb2019 | 05:35 | 0.0             | 0.1                | 7323.7            | 0.1              |
| 27Feb2019 | 05:36 | 0.0             | 0.1                | 7323.7            | 0.1              |
| 27Feb2019 | 05:37 | 0.0             | 0.1                | 7323.7            | 0.1              |
| 27Feb2019 | 05:38 | 0.0             | 0.1                | 7323.7            | 0.1              |
| 27Feb2019 | 05:39 | 0.0             | 0.1                | 7323.7            | 0.1              |
| 27Feb2019 | 05:40 | 0.0             | 0.1                | 7323.7            | 0.1              |
| 27Feb2019 | 05:41 | 0.0             | 0.1                | 7323.7            | 0.1              |
| 27Feb2019 | 05:42 | 0.0             | 0.1                | 7323.7            | 0.1              |
| 27Feb2019 | 05:43 | 0.0             | 0.1                | 7323.7            | 0.1              |
| 27Feb2019 | 05:44 | 0.0             | 0.1                | 7323.7            | 0.1              |
| 27Feb2019 | 05:45 | 0.0             | 0.1                | 7323.7            | 0.1              |
| 27Feb2019 | 05:46 | 0.0             | 0.1                | 7323.7            | 0.1              |
| 27Feb2019 | 05:47 | 0.0             | 0.1                | 7323.7            | 0.1              |
| 27Feb2019 | 05:48 | 0.0             | 0.1                | 7323.7            | 0.1              |
| 27Feb2019 | 05:49 | 0.0             | 0.1                | 7323.7            | 0.1              |
| 27Feb2019 | 05:50 | 0.0             | 0.1                | 7323.7            | 0.1              |
| 27Feb2019 | 05:51 | 0.0             | 0.1                | 7323.7            | 0.1              |
| 27Feb2019 | 05:52 | 0.0             | 0.1                | 7323.7            | 0.1              |

| Date      | Time  | Inflow<br>(CFS) | Storage<br>(AC-FT) | Elevation<br>(FT) | Outflow<br>(CFS) |
|-----------|-------|-----------------|--------------------|-------------------|------------------|
| 27Feb2019 | 05:53 | 0.0             | 0.1                | 7323.7            | 0.1              |
| 27Feb2019 | 05:54 | 0.0             | 0.1                | 7323.7            | 0.1              |
| 27Feb2019 | 05:55 | 0.0             | 0.1                | 7323.7            | 0.1              |
| 27Feb2019 | 05:56 | 0.0             | 0.1                | 7323.7            | 0.1              |
| 27Feb2019 | 05:57 | 0.0             | 0.1                | 7323.7            | 0.1              |
| 27Feb2019 | 05:58 | 0.0             | 0.1                | 7323.7            | 0.1              |
| 27Feb2019 | 05:59 | 0.0             | 0.1                | 7323.7            | 0.1              |
| 27Feb2019 | 06:00 | 0.0             | 0.1                | 7323.7            | 0.1              |
| 27Feb2019 | 06:01 | 0.0             | 0.1                | 7323.7            | 0.1              |
| 27Feb2019 | 06:02 | 0.0             | 0.1                | 7323.7            | 0.1              |
| 27Feb2019 | 06:03 | 0.0             | 0.1                | 7323.7            | 0.1              |
| 27Feb2019 | 06:04 | 0.0             | 0.1                | 7323.7            | 0.1              |
| 27Feb2019 | 06:05 | 0.0             | 0.1                | 7323.7            | 0.1              |
| 27Feb2019 | 06:06 | 0.0             | 0.1                | 7323.7            | 0.1              |
| 27Feb2019 | 06:07 | 0.0             | 0.1                | 7323.7            | 0.1              |
| 27Feb2019 | 06:08 | 0.0             | 0.1                | 7323.7            | 0.1              |
| 27Feb2019 | 06:09 | 0.0             | 0.1                | 7323.7            | 0.1              |
| 27Feb2019 | 06:10 | 0.0             | 0.1                | 7323.7            | 0.1              |
| 27Feb2019 | 06:11 | 0.0             | 0.1                | 7323.7            | 0.1              |
| 27Feb2019 | 06:12 | 0.0             | 0.1                | 7323.7            | 0.1              |
| 27Feb2019 | 06:13 | 0.0             | 0.1                | 7323.7            | 0.1              |
| 27Feb2019 | 06:14 | 0.0             | 0.1                | 7323.7            | 0.1              |
| 27Feb2019 | 06:15 | 0.0             | 0.1                | 7323.7            | 0.1              |
| 27Feb2019 | 06:16 | 0.0             | 0.1                | 7323.7            | 0.1              |
| 27Feb2019 | 06:17 | 0.0             | 0.1                | 7323.7            | 0.1              |
| 27Feb2019 | 06:18 | 0.0             | 0.1                | 7323.7            | 0.1              |
| 27Feb2019 | 06:19 | 0.0             | 0.1                | 7323.7            | 0.1              |
| 27Feb2019 | 06:20 | 0.0             | 0.1                | 7323.7            | 0.1              |
| 27Feb2019 | 06:21 | 0.0             | 0.1                | 7323.7            | 0.1              |
| 27Feb2019 | 06:22 | 0.0             | 0.1                | 7323.7            | 0.1              |
| 27Feb2019 | 06:23 | 0.0             | 0.1                | 7323.7            | 0.1              |

| Date      | Time  | Inflow<br>(CFS) | Storage<br>(AC-FT) | Elevation<br>(FT) | Outflow<br>(CFS) |
|-----------|-------|-----------------|--------------------|-------------------|------------------|
| 27Feb2019 | 06:24 | 0.0             | 0.1                | 7323.7            | 0.1              |
| 27Feb2019 | 06:25 | 0.0             | 0.1                | 7323.7            | 0.1              |
| 27Feb2019 | 06:26 | 0.0             | 0.1                | 7323.7            | 0.1              |
| 27Feb2019 | 06:27 | 0.0             | 0.1                | 7323.7            | 0.1              |
| 27Feb2019 | 06:28 | 0.0             | 0.1                | 7323.7            | 0.1              |
| 27Feb2019 | 06:29 | 0.0             | 0.1                | 7323.7            | 0.1              |
| 27Feb2019 | 06:30 | 0.0             | 0.1                | 7323.7            | 0.1              |
| 27Feb2019 | 06:31 | 0.0             | 0.1                | 7323.7            | 0.1              |
| 27Feb2019 | 06:32 | 0.0             | 0.1                | 7323.7            | 0.1              |
| 27Feb2019 | 06:33 | 0.0             | 0.1                | 7323.7            | 0.1              |
| 27Feb2019 | 06:34 | 0.0             | 0.1                | 7323.7            | 0.1              |
| 27Feb2019 | 06:35 | 0.0             | 0.1                | 7323.7            | 0.1              |
| 27Feb2019 | 06:36 | 0.0             | 0.1                | 7323.7            | 0.1              |
| 27Feb2019 | 06:37 | 0.0             | 0.1                | 7323.7            | 0.1              |
| 27Feb2019 | 06:38 | 0.0             | 0.1                | 7323.7            | 0.1              |
| 27Feb2019 | 06:39 | 0.0             | 0.1                | 7323.7            | 0.1              |
| 27Feb2019 | 06:40 | 0.0             | 0.1                | 7323.7            | 0.1              |
| 27Feb2019 | 06:41 | 0.0             | 0.1                | 7323.7            | 0.1              |
| 27Feb2019 | 06:42 | 0.0             | 0.1                | 7323.7            | 0.1              |
| 27Feb2019 | 06:43 | 0.0             | 0.1                | 7323.7            | 0.1              |
| 27Feb2019 | 06:44 | 0.0             | 0.1                | 7323.7            | 0.1              |
| 27Feb2019 | 06:45 | 0.0             | 0.1                | 7323.7            | 0.1              |
| 27Feb2019 | 06:46 | 0.0             | 0.1                | 7323.7            | 0.1              |
| 27Feb2019 | 06:47 | 0.0             | 0.1                | 7323.7            | 0.1              |
| 27Feb2019 | 06:48 | 0.0             | 0.1                | 7323.7            | 0.1              |
| 27Feb2019 | 06:49 | 0.0             | 0.1                | 7323.7            | 0.1              |
| 27Feb2019 | 06:50 | 0.0             | 0.1                | 7323.7            | 0.1              |
| 27Feb2019 | 06:51 | 0.0             | 0.1                | 7323.7            | 0.1              |
| 27Feb2019 | 06:52 | 0.0             | 0.1                | 7323.7            | 0.1              |
| 27Feb2019 | 06:53 | 0.0             | 0.1                | 7323.7            | 0.1              |
| 27Feb2019 | 06:54 | 0.0             | 0.1                | 7323.7            | 0.1              |



| Date      | Time  | Inflow<br>(CFS) | Storage<br>(AC-FT) | Elevation<br>(FT) | Outflow<br>(CFS) |
|-----------|-------|-----------------|--------------------|-------------------|------------------|
| 27Feb2019 | 06:55 | 0.0             | 0.1                | 7323.7            | 0.1              |
| 27Feb2019 | 06:56 | 0.0             | 0.1                | 7323.7            | 0.1              |
| 27Feb2019 | 06:57 | 0.0             | 0.1                | 7323.7            | 0.1              |
| 27Feb2019 | 06:58 | 0.0             | 0.1                | 7323.7            | 0.1              |
| 27Feb2019 | 06:59 | 0.0             | 0.1                | 7323.7            | 0.1              |
| 27Feb2019 | 07:00 | 0.0             | 0.1                | 7323.7            | 0.1              |
| 27Feb2019 | 07:01 | 0.0             | 0.1                | 7323.7            | 0.1              |
| 27Feb2019 | 07:02 | 0.0             | 0.1                | 7323.7            | 0.1              |
| 27Feb2019 | 07:03 | 0.0             | 0.1                | 7323.7            | 0.1              |
| 27Feb2019 | 07:04 | 0.0             | 0.1                | 7323.7            | 0.1              |
| 27Feb2019 | 07:05 | 0.0             | 0.1                | 7323.7            | 0.1              |
| 27Feb2019 | 07:06 | 0.0             | 0.1                | 7323.7            | 0.1              |
| 27Feb2019 | 07:07 | 0.0             | 0.1                | 7323.7            | 0.1              |
| 27Feb2019 | 07:08 | 0.0             | 0.1                | 7323.7            | 0.1              |
| 27Feb2019 | 07:09 | 0.0             | 0.1                | 7323.7            | 0.1              |
| 27Feb2019 | 07:10 | 0.0             | 0.1                | 7323.7            | 0.1              |
| 27Feb2019 | 07:11 | 0.0             | 0.1                | 7323.7            | 0.1              |
| 27Feb2019 | 07:12 | 0.0             | 0.1                | 7323.7            | 0.1              |
| 27Feb2019 | 07:13 | 0.0             | 0.1                | 7323.7            | 0.1              |
| 27Feb2019 | 07:14 | 0.0             | 0.1                | 7323.7            | 0.1              |
| 27Feb2019 | 07:15 | 0.0             | 0.1                | 7323.7            | 0.1              |
| 27Feb2019 | 07:16 | 0.0             | 0.1                | 7323.7            | 0.1              |
| 27Feb2019 | 07:17 | 0.0             | 0.1                | 7323.7            | 0.1              |
| 27Feb2019 | 07:18 | 0.0             | 0.1                | 7323.7            | 0.1              |
| 27Feb2019 | 07:19 | 0.0             | 0.1                | 7323.7            | 0.1              |
| 27Feb2019 | 07:20 | 0.0             | 0.1                | 7323.7            | 0.1              |
| 27Feb2019 | 07:21 | 0.0             | 0.1                | 7323.7            | 0.1              |
| 27Feb2019 | 07:22 | 0.0             | 0.1                | 7323.7            | 0.1              |
| 27Feb2019 | 07:23 | 0.0             | 0.1                | 7323.7            | 0.1              |
| 27Feb2019 | 07:24 | 0.0             | 0.1                | 7323.7            | 0.1              |
| 27Feb2019 | 07:25 | 0.0             | 0.1                | 7323.7            | 0.1              |

| Date      | Time  | Inflow<br>(CFS) | Storage<br>(AC-FT) | Elevation<br>(FT) | Outflow<br>(CFS) |
|-----------|-------|-----------------|--------------------|-------------------|------------------|
| 27Feb2019 | 07:26 | 0.0             | 0.1                | 7323.7            | 0.1              |
| 27Feb2019 | 07:27 | 0.0             | 0.1                | 7323.7            | 0.1              |
| 27Feb2019 | 07:28 | 0.0             | 0.1                | 7323.7            | 0.1              |
| 27Feb2019 | 07:29 | 0.0             | 0.1                | 7323.7            | 0.1              |
| 27Feb2019 | 07:30 | 0.0             | 0.1                | 7323.7            | 0.1              |
| 27Feb2019 | 07:31 | 0.0             | 0.1                | 7323.7            | 0.1              |
| 27Feb2019 | 07:32 | 0.0             | 0.1                | 7323.7            | 0.1              |
| 27Feb2019 | 07:33 | 0.0             | 0.1                | 7323.7            | 0.1              |
| 27Feb2019 | 07:34 | 0.0             | 0.1                | 7323.7            | 0.1              |
| 27Feb2019 | 07:35 | 0.0             | 0.1                | 7323.7            | 0.1              |
| 27Feb2019 | 07:36 | 0.0             | 0.1                | 7323.7            | 0.1              |
| 27Feb2019 | 07:37 | 0.0             | 0.1                | 7323.7            | 0.1              |
| 27Feb2019 | 07:38 | 0.0             | 0.1                | 7323.7            | 0.1              |
| 27Feb2019 | 07:39 | 0.0             | 0.1                | 7323.7            | 0.1              |
| 27Feb2019 | 07:40 | 0.0             | 0.1                | 7323.7            | 0.1              |
| 27Feb2019 | 07:41 | 0.0             | 0.1                | 7323.7            | 0.1              |
| 27Feb2019 | 07:42 | 0.0             | 0.1                | 7323.7            | 0.1              |
| 27Feb2019 | 07:43 | 0.0             | 0.1                | 7323.7            | 0.1              |
| 27Feb2019 | 07:44 | 0.0             | 0.1                | 7323.7            | 0.1              |
| 27Feb2019 | 07:45 | 0.0             | 0.1                | 7323.7            | 0.1              |
| 27Feb2019 | 07:46 | 0.0             | 0.1                | 7323.7            | 0.1              |
| 27Feb2019 | 07:47 | 0.0             | 0.1                | 7323.7            | 0.1              |
| 27Feb2019 | 07:48 | 0.0             | 0.1                | 7323.7            | 0.1              |
| 27Feb2019 | 07:49 | 0.0             | 0.1                | 7323.6            | 0.1              |
| 27Feb2019 | 07:50 | 0.0             | 0.1                | 7323.6            | 0.1              |
| 27Feb2019 | 07:51 | 0.0             | 0.1                | 7323.6            | 0.1              |
| 27Feb2019 | 07:52 | 0.0             | 0.1                | 7323.6            | 0.1              |
| 27Feb2019 | 07:53 | 0.0             | 0.1                | 7323.6            | 0.1              |
| 27Feb2019 | 07:54 | 0.0             | 0.1                | 7323.6            | 0.1              |
| 27Feb2019 | 07:55 | 0.0             | 0.1                | 7323.6            | 0.1              |
| 27Feb2019 | 07:56 | 0.0             | 0.1                | 7323.6            | 0.1              |

| Date      | Time  | Inflow<br>(CFS) | Storage<br>(AC-FT) | Elevation<br>(FT) | Outflow<br>(CFS) |
|-----------|-------|-----------------|--------------------|-------------------|------------------|
| 27Feb2019 | 07:57 | 0.0             | 0.1                | 7323.6            | 0.1              |
| 27Feb2019 | 07:58 | 0.0             | 0.1                | 7323.6            | 0.1              |
| 27Feb2019 | 07:59 | 0.0             | 0.1                | 7323.6            | 0.1              |
| 27Feb2019 | 08:00 | 0.0             | 0.1                | 7323.6            | 0.1              |
| 27Feb2019 | 08:01 | 0.0             | 0.1                | 7323.6            | 0.1              |
| 27Feb2019 | 08:02 | 0.0             | 0.1                | 7323.6            | 0.1              |
| 27Feb2019 | 08:03 | 0.0             | 0.1                | 7323.6            | 0.1              |
| 27Feb2019 | 08:04 | 0.0             | 0.1                | 7323.6            | 0.1              |
| 27Feb2019 | 08:05 | 0.0             | 0.1                | 7323.6            | 0.1              |
| 27Feb2019 | 08:06 | 0.0             | 0.1                | 7323.6            | 0.1              |
| 27Feb2019 | 08:07 | 0.0             | 0.1                | 7323.6            | 0.1              |
| 27Feb2019 | 08:08 | 0.0             | 0.1                | 7323.6            | 0.1              |
| 27Feb2019 | 08:09 | 0.0             | 0.1                | 7323.6            | 0.1              |
| 27Feb2019 | 08:10 | 0.0             | 0.1                | 7323.6            | 0.1              |
| 27Feb2019 | 08:11 | 0.0             | 0.1                | 7323.6            | 0.1              |
| 27Feb2019 | 08:12 | 0.0             | 0.1                | 7323.6            | 0.1              |
| 27Feb2019 | 08:13 | 0.0             | 0.1                | 7323.6            | 0.1              |
| 27Feb2019 | 08:14 | 0.0             | 0.1                | 7323.6            | 0.1              |
| 27Feb2019 | 08:15 | 0.0             | 0.1                | 7323.6            | 0.1              |
| 27Feb2019 | 08:16 | 0.0             | 0.1                | 7323.6            | 0.1              |
| 27Feb2019 | 08:17 | 0.0             | 0.1                | 7323.6            | 0.1              |
| 27Feb2019 | 08:18 | 0.0             | 0.1                | 7323.6            | 0.1              |
| 27Feb2019 | 08:19 | 0.0             | 0.1                | 7323.6            | 0.1              |
| 27Feb2019 | 08:20 | 0.0             | 0.1                | 7323.6            | 0.1              |
| 27Feb2019 | 08:21 | 0.0             | 0.1                | 7323.6            | 0.1              |
| 27Feb2019 | 08:22 | 0.0             | 0.1                | 7323.6            | 0.1              |
| 27Feb2019 | 08:23 | 0.0             | 0.1                | 7323.6            | 0.1              |
| 27Feb2019 | 08:24 | 0.0             | 0.1                | 7323.6            | 0.1              |
| 27Feb2019 | 08:25 | 0.0             | 0.1                | 7323.6            | 0.1              |
| 27Feb2019 | 08:26 | 0.0             | 0.1                | 7323.6            | 0.1              |
| 27Feb2019 | 08:27 | 0.0             | 0.1                | 7323.6            | 0.1              |

| Date      | Time  | Inflow<br>(CFS) | Storage<br>(AC-FT) | Elevation<br>(FT) | Outflow<br>(CFS) |
|-----------|-------|-----------------|--------------------|-------------------|------------------|
| 27Feb2019 | 08:28 | 0.0             | 0.1                | 7323.6            | 0.1              |
| 27Feb2019 | 08:29 | 0.0             | 0.1                | 7323.6            | 0.1              |
| 27Feb2019 | 08:30 | 0.0             | 0.1                | 7323.6            | 0.1              |
| 27Feb2019 | 08:31 | 0.0             | 0.1                | 7323.6            | 0.1              |
| 27Feb2019 | 08:32 | 0.0             | 0.1                | 7323.6            | 0.1              |
| 27Feb2019 | 08:33 | 0.0             | 0.1                | 7323.6            | 0.1              |
| 27Feb2019 | 08:34 | 0.0             | 0.1                | 7323.6            | 0.1              |
| 27Feb2019 | 08:35 | 0.0             | 0.1                | 7323.6            | 0.1              |
| 27Feb2019 | 08:36 | 0.0             | 0.1                | 7323.6            | 0.1              |
| 27Feb2019 | 08:37 | 0.0             | 0.1                | 7323.6            | 0.1              |
| 27Feb2019 | 08:38 | 0.0             | 0.1                | 7323.6            | 0.1              |
| 27Feb2019 | 08:39 | 0.0             | 0.1                | 7323.6            | 0.1              |
| 27Feb2019 | 08:40 | 0.0             | 0.1                | 7323.6            | 0.1              |
| 27Feb2019 | 08:41 | 0.0             | 0.1                | 7323.6            | 0.1              |
| 27Feb2019 | 08:42 | 0.0             | 0.1                | 7323.6            | 0.1              |
| 27Feb2019 | 08:43 | 0.0             | 0.1                | 7323.6            | 0.1              |
| 27Feb2019 | 08:44 | 0.0             | 0.1                | 7323.6            | 0.1              |
| 27Feb2019 | 08:45 | 0.0             | 0.1                | 7323.6            | 0.1              |
| 27Feb2019 | 08:46 | 0.0             | 0.1                | 7323.6            | 0.1              |
| 27Feb2019 | 08:47 | 0.0             | 0.1                | 7323.6            | 0.1              |
| 27Feb2019 | 08:48 | 0.0             | 0.1                | 7323.6            | 0.1              |
| 27Feb2019 | 08:49 | 0.0             | 0.1                | 7323.6            | 0.1              |
| 27Feb2019 | 08:50 | 0.0             | 0.1                | 7323.6            | 0.1              |
| 27Feb2019 | 08:51 | 0.0             | 0.1                | 7323.6            | 0.1              |
| 27Feb2019 | 08:52 | 0.0             | 0.1                | 7323.6            | 0.1              |
| 27Feb2019 | 08:53 | 0.0             | 0.1                | 7323.6            | 0.1              |
| 27Feb2019 | 08:54 | 0.0             | 0.1                | 7323.6            | 0.1              |
| 27Feb2019 | 08:55 | 0.0             | 0.1                | 7323.6            | 0.1              |
| 27Feb2019 | 08:56 | 0.0             | 0.1                | 7323.6            | 0.1              |
| 27Feb2019 | 08:57 | 0.0             | 0.1                | 7323.6            | 0.1              |
| 27Feb2019 | 08:58 | 0.0             | 0.1                | 7323.6            | 0.1              |

| Date      | Time  | Inflow<br>(CFS) | Storage<br>(AC-FT) | Elevation<br>(FT) | Outflow<br>(CFS) |
|-----------|-------|-----------------|--------------------|-------------------|------------------|
| 27Feb2019 | 08:59 | 0.0             | 0.1                | 7323.6            | 0.1              |
| 27Feb2019 | 09:00 | 0.0             | 0.1                | 7323.6            | 0.1              |
| 27Feb2019 | 09:01 | 0.0             | 0.1                | 7323.6            | 0.1              |
| 27Feb2019 | 09:02 | 0.0             | 0.1                | 7323.6            | 0.1              |
| 27Feb2019 | 09:03 | 0.0             | 0.1                | 7323.6            | 0.1              |
| 27Feb2019 | 09:04 | 0.0             | 0.1                | 7323.6            | 0.1              |
| 27Feb2019 | 09:05 | 0.0             | 0.1                | 7323.6            | 0.1              |
| 27Feb2019 | 09:06 | 0.0             | 0.1                | 7323.6            | 0.1              |
| 27Feb2019 | 09:07 | 0.0             | 0.1                | 7323.6            | 0.1              |
| 27Feb2019 | 09:08 | 0.0             | 0.1                | 7323.6            | 0.1              |
| 27Feb2019 | 09:09 | 0.0             | 0.1                | 7323.6            | 0.1              |
| 27Feb2019 | 09:10 | 0.0             | 0.1                | 7323.6            | 0.1              |
| 27Feb2019 | 09:11 | 0.0             | 0.1                | 7323.6            | 0.1              |
| 27Feb2019 | 09:12 | 0.0             | 0.1                | 7323.6            | 0.1              |
| 27Feb2019 | 09:13 | 0.0             | 0.1                | 7323.6            | 0.1              |
| 27Feb2019 | 09:14 | 0.0             | 0.1                | 7323.6            | 0.1              |
| 27Feb2019 | 09:15 | 0.0             | 0.1                | 7323.6            | 0.1              |
| 27Feb2019 | 09:16 | 0.0             | 0.1                | 7323.6            | 0.1              |
| 27Feb2019 | 09:17 | 0.0             | 0.1                | 7323.6            | 0.1              |
| 27Feb2019 | 09:18 | 0.0             | 0.1                | 7323.6            | 0.1              |
| 27Feb2019 | 09:19 | 0.0             | 0.1                | 7323.6            | 0.1              |
| 27Feb2019 | 09:20 | 0.0             | 0.1                | 7323.6            | 0.1              |
| 27Feb2019 | 09:21 | 0.0             | 0.1                | 7323.6            | 0.1              |
| 27Feb2019 | 09:22 | 0.0             | 0.1                | 7323.6            | 0.1              |
| 27Feb2019 | 09:23 | 0.0             | 0.1                | 7323.6            | 0.1              |
| 27Feb2019 | 09:24 | 0.0             | 0.1                | 7323.6            | 0.1              |
| 27Feb2019 | 09:25 | 0.0             | 0.1                | 7323.6            | 0.1              |
| 27Feb2019 | 09:26 | 0.0             | 0.1                | 7323.6            | 0.1              |
| 27Feb2019 | 09:27 | 0.0             | 0.1                | 7323.6            | 0.1              |
| 27Feb2019 | 09:28 | 0.0             | 0.1                | 7323.6            | 0.1              |
| 27Feb2019 | 09:29 | 0.0             | 0.1                | 7323.6            | 0.1              |

| Date      | Time  | Inflow<br>(CFS) | Storage<br>(AC-FT) | Elevation<br>(FT) | Outflow<br>(CFS) |
|-----------|-------|-----------------|--------------------|-------------------|------------------|
| 27Feb2019 | 09:30 | 0.0             | 0.1                | 7323.6            | 0.1              |
| 27Feb2019 | 09:31 | 0.0             | 0.1                | 7323.6            | 0.1              |
| 27Feb2019 | 09:32 | 0.0             | 0.1                | 7323.6            | 0.1              |
| 27Feb2019 | 09:33 | 0.0             | 0.1                | 7323.6            | 0.1              |
| 27Feb2019 | 09:34 | 0.0             | 0.1                | 7323.6            | 0.1              |
| 27Feb2019 | 09:35 | 0.0             | 0.1                | 7323.6            | 0.1              |
| 27Feb2019 | 09:36 | 0.0             | 0.1                | 7323.6            | 0.1              |
| 27Feb2019 | 09:37 | 0.0             | 0.1                | 7323.6            | 0.1              |
| 27Feb2019 | 09:38 | 0.0             | 0.1                | 7323.6            | 0.1              |
| 27Feb2019 | 09:39 | 0.0             | 0.1                | 7323.6            | 0.1              |
| 27Feb2019 | 09:40 | 0.0             | 0.1                | 7323.6            | 0.1              |
| 27Feb2019 | 09:41 | 0.0             | 0.1                | 7323.6            | 0.1              |
| 27Feb2019 | 09:42 | 0.0             | 0.1                | 7323.6            | 0.1              |
| 27Feb2019 | 09:43 | 0.0             | 0.1                | 7323.6            | 0.1              |
| 27Feb2019 | 09:44 | 0.0             | 0.1                | 7323.6            | 0.1              |
| 27Feb2019 | 09:45 | 0.0             | 0.1                | 7323.6            | 0.1              |
| 27Feb2019 | 09:46 | 0.0             | 0.1                | 7323.6            | 0.1              |
| 27Feb2019 | 09:47 | 0.0             | 0.1                | 7323.6            | 0.1              |
| 27Feb2019 | 09:48 | 0.0             | 0.1                | 7323.6            | 0.1              |
| 27Feb2019 | 09:49 | 0.0             | 0.1                | 7323.6            | 0.1              |
| 27Feb2019 | 09:50 | 0.0             | 0.1                | 7323.6            | 0.1              |
| 27Feb2019 | 09:51 | 0.0             | 0.1                | 7323.6            | 0.1              |
| 27Feb2019 | 09:52 | 0.0             | 0.1                | 7323.6            | 0.1              |
| 27Feb2019 | 09:53 | 0.0             | 0.1                | 7323.6            | 0.1              |
| 27Feb2019 | 09:54 | 0.0             | 0.1                | 7323.6            | 0.1              |
| 27Feb2019 | 09:55 | 0.0             | 0.1                | 7323.6            | 0.1              |
| 27Feb2019 | 09:56 | 0.0             | 0.1                | 7323.6            | 0.1              |
| 27Feb2019 | 09:57 | 0.0             | 0.1                | 7323.6            | 0.1              |
| 27Feb2019 | 09:58 | 0.0             | 0.1                | 7323.6            | 0.1              |
| 27Feb2019 | 09:59 | 0.0             | 0.1                | 7323.6            | 0.1              |
| 27Feb2019 | 10:00 | 0.0             | 0.1                | 7323.6            | 0.1              |

| Date      | Time  | Inflow<br>(CFS) | Storage<br>(AC-FT) | Elevation<br>(FT) | Outflow<br>(CFS) |
|-----------|-------|-----------------|--------------------|-------------------|------------------|
| 27Feb2019 | 10:01 | 0.0             | 0.1                | 7323.6            | 0.1              |
| 27Feb2019 | 10:02 | 0.0             | 0.1                | 7323.6            | 0.1              |
| 27Feb2019 | 10:03 | 0.0             | 0.1                | 7323.6            | 0.1              |
| 27Feb2019 | 10:04 | 0.0             | 0.1                | 7323.6            | 0.1              |
| 27Feb2019 | 10:05 | 0.0             | 0.1                | 7323.6            | 0.1              |
| 27Feb2019 | 10:06 | 0.0             | 0.1                | 7323.6            | 0.1              |
| 27Feb2019 | 10:07 | 0.0             | 0.1                | 7323.6            | 0.1              |
| 27Feb2019 | 10:08 | 0.0             | 0.1                | 7323.6            | 0.1              |
| 27Feb2019 | 10:09 | 0.0             | 0.1                | 7323.6            | 0.1              |
| 27Feb2019 | 10:10 | 0.0             | 0.1                | 7323.6            | 0.1              |
| 27Feb2019 | 10:11 | 0.0             | 0.1                | 7323.6            | 0.1              |
| 27Feb2019 | 10:12 | 0.0             | 0.1                | 7323.6            | 0.1              |
| 27Feb2019 | 10:13 | 0.0             | 0.1                | 7323.6            | 0.1              |
| 27Feb2019 | 10:14 | 0.0             | 0.1                | 7323.6            | 0.1              |
| 27Feb2019 | 10:15 | 0.0             | 0.1                | 7323.6            | 0.1              |
| 27Feb2019 | 10:16 | 0.0             | 0.1                | 7323.5            | 0.1              |
| 27Feb2019 | 10:17 | 0.0             | 0.1                | 7323.5            | 0.1              |
| 27Feb2019 | 10:18 | 0.0             | 0.1                | 7323.5            | 0.1              |
| 27Feb2019 | 10:19 | 0.0             | 0.1                | 7323.5            | 0.1              |
| 27Feb2019 | 10:20 | 0.0             | 0.1                | 7323.5            | 0.1              |
| 27Feb2019 | 10:21 | 0.0             | 0.1                | 7323.5            | 0.1              |
| 27Feb2019 | 10:22 | 0.0             | 0.1                | 7323.5            | 0.1              |
| 27Feb2019 | 10:23 | 0.0             | 0.1                | 7323.5            | 0.1              |
| 27Feb2019 | 10:24 | 0.0             | 0.1                | 7323.5            | 0.1              |
| 27Feb2019 | 10:25 | 0.0             | 0.1                | 7323.5            | 0.1              |
| 27Feb2019 | 10:26 | 0.0             | 0.1                | 7323.5            | 0.1              |
| 27Feb2019 | 10:27 | 0.0             | 0.1                | 7323.5            | 0.1              |
| 27Feb2019 | 10:28 | 0.0             | 0.1                | 7323.5            | 0.1              |
| 27Feb2019 | 10:29 | 0.0             | 0.1                | 7323.5            | 0.1              |
| 27Feb2019 | 10:30 | 0.0             | 0.1                | 7323.5            | 0.1              |
| 27Feb2019 | 10:31 | 0.0             | 0.1                | 7323.5            | 0.1              |

| Date      | Time  | Inflow<br>(CFS) | Storage<br>(AC-FT) | Elevation<br>(FT) | Outflow<br>(CFS) |
|-----------|-------|-----------------|--------------------|-------------------|------------------|
| 27Feb2019 | 10:32 | 0.0             | 0.1                | 7323.5            | 0.1              |
| 27Feb2019 | 10:33 | 0.0             | 0.1                | 7323.5            | 0.1              |
| 27Feb2019 | 10:34 | 0.0             | 0.1                | 7323.5            | 0.1              |
| 27Feb2019 | 10:35 | 0.0             | 0.1                | 7323.5            | 0.1              |
| 27Feb2019 | 10:36 | 0.0             | 0.1                | 7323.5            | 0.1              |
| 27Feb2019 | 10:37 | 0.0             | 0.1                | 7323.5            | 0.1              |
| 27Feb2019 | 10:38 | 0.0             | 0.1                | 7323.5            | 0.1              |
| 27Feb2019 | 10:39 | 0.0             | 0.1                | 7323.5            | 0.1              |
| 27Feb2019 | 10:40 | 0.0             | 0.1                | 7323.5            | 0.1              |
| 27Feb2019 | 10:41 | 0.0             | 0.1                | 7323.5            | 0.1              |
| 27Feb2019 | 10:42 | 0.0             | 0.1                | 7323.5            | 0.1              |
| 27Feb2019 | 10:43 | 0.0             | 0.1                | 7323.5            | 0.1              |
| 27Feb2019 | 10:44 | 0.0             | 0.1                | 7323.5            | 0.1              |
| 27Feb2019 | 10:45 | 0.0             | 0.1                | 7323.5            | 0.1              |
| 27Feb2019 | 10:46 | 0.0             | 0.1                | 7323.5            | 0.1              |
| 27Feb2019 | 10:47 | 0.0             | 0.1                | 7323.5            | 0.1              |
| 27Feb2019 | 10:48 | 0.0             | 0.1                | 7323.5            | 0.1              |
| 27Feb2019 | 10:49 | 0.0             | 0.1                | 7323.5            | 0.1              |
| 27Feb2019 | 10:50 | 0.0             | 0.1                | 7323.5            | 0.1              |
| 27Feb2019 | 10:51 | 0.0             | 0.1                | 7323.5            | 0.1              |
| 27Feb2019 | 10:52 | 0.0             | 0.1                | 7323.5            | 0.1              |
| 27Feb2019 | 10:53 | 0.0             | 0.1                | 7323.5            | 0.1              |
| 27Feb2019 | 10:54 | 0.0             | 0.1                | 7323.5            | 0.1              |
| 27Feb2019 | 10:55 | 0.0             | 0.1                | 7323.5            | 0.1              |
| 27Feb2019 | 10:56 | 0.0             | 0.1                | 7323.5            | 0.1              |
| 27Feb2019 | 10:57 | 0.0             | 0.1                | 7323.5            | 0.1              |
| 27Feb2019 | 10:58 | 0.0             | 0.1                | 7323.5            | 0.1              |
| 27Feb2019 | 10:59 | 0.0             | 0.1                | 7323.5            | 0.1              |
| 27Feb2019 | 11:00 | 0.0             | 0.1                | 7323.5            | 0.1              |
| 27Feb2019 | 11:01 | 0.0             | 0.1                | 7323.5            | 0.1              |
| 27Feb2019 | 11:02 | 0.0             | 0.1                | 7323.5            | 0.1              |



| Date      | Time  | Inflow<br>(CFS) | Storage<br>(AC-FT) | Elevation<br>(FT) | Outflow<br>(CFS) |
|-----------|-------|-----------------|--------------------|-------------------|------------------|
| 27Feb2019 | 11:03 | 0.0             | 0.1                | 7323.5            | 0.1              |
| 27Feb2019 | 11:04 | 0.0             | 0.1                | 7323.5            | 0.1              |
| 27Feb2019 | 11:05 | 0.0             | 0.1                | 7323.5            | 0.1              |
| 27Feb2019 | 11:06 | 0.0             | 0.1                | 7323.5            | 0.1              |
| 27Feb2019 | 11:07 | 0.0             | 0.1                | 7323.5            | 0.1              |
| 27Feb2019 | 11:08 | 0.0             | 0.1                | 7323.5            | 0.1              |
| 27Feb2019 | 11:09 | 0.0             | 0.1                | 7323.5            | 0.1              |
| 27Feb2019 | 11:10 | 0.0             | 0.1                | 7323.5            | 0.1              |
| 27Feb2019 | 11:11 | 0.0             | 0.1                | 7323.5            | 0.1              |
| 27Feb2019 | 11:12 | 0.0             | 0.1                | 7323.5            | 0.1              |
| 27Feb2019 | 11:13 | 0.0             | 0.1                | 7323.5            | 0.1              |
| 27Feb2019 | 11:14 | 0.0             | 0.1                | 7323.5            | 0.1              |
| 27Feb2019 | 11:15 | 0.0             | 0.1                | 7323.5            | 0.1              |
| 27Feb2019 | 11:16 | 0.0             | 0.1                | 7323.5            | 0.1              |
| 27Feb2019 | 11:17 | 0.0             | 0.1                | 7323.5            | 0.1              |
| 27Feb2019 | 11:18 | 0.0             | 0.1                | 7323.5            | 0.1              |
| 27Feb2019 | 11:19 | 0.0             | 0.1                | 7323.5            | 0.1              |
| 27Feb2019 | 11:20 | 0.0             | 0.1                | 7323.5            | 0.1              |
| 27Feb2019 | 11:21 | 0.0             | 0.1                | 7323.5            | 0.1              |
| 27Feb2019 | 11:22 | 0.0             | 0.1                | 7323.5            | 0.1              |
| 27Feb2019 | 11:23 | 0.0             | 0.1                | 7323.5            | 0.1              |
| 27Feb2019 | 11:24 | 0.0             | 0.1                | 7323.5            | 0.1              |
| 27Feb2019 | 11:25 | 0.0             | 0.1                | 7323.5            | 0.1              |
| 27Feb2019 | 11:26 | 0.0             | 0.1                | 7323.5            | 0.1              |
| 27Feb2019 | 11:27 | 0.0             | 0.1                | 7323.5            | 0.1              |
| 27Feb2019 | 11:28 | 0.0             | 0.1                | 7323.5            | 0.1              |
| 27Feb2019 | 11:29 | 0.0             | 0.1                | 7323.5            | 0.1              |
| 27Feb2019 | 11:30 | 0.0             | 0.1                | 7323.5            | 0.1              |
| 27Feb2019 | 11:31 | 0.0             | 0.1                | 7323.5            | 0.1              |
| 27Feb2019 | 11:32 | 0.0             | 0.1                | 7323.5            | 0.1              |
| 27Feb2019 | 11:33 | 0.0             | 0.1                | 7323.5            | 0.1              |

| Date      | Time  | Inflow<br>(CFS) | Storage<br>(AC-FT) | Elevation<br>(FT) | Outflow<br>(CFS) |
|-----------|-------|-----------------|--------------------|-------------------|------------------|
| 27Feb2019 | 11:34 | 0.0             | 0.1                | 7323.5            | 0.1              |
| 27Feb2019 | 11:35 | 0.0             | 0.1                | 7323.5            | 0.1              |
| 27Feb2019 | 11:36 | 0.0             | 0.1                | 7323.5            | 0.1              |
| 27Feb2019 | 11:37 | 0.0             | 0.1                | 7323.5            | 0.1              |
| 27Feb2019 | 11:38 | 0.0             | 0.1                | 7323.5            | 0.1              |
| 27Feb2019 | 11:39 | 0.0             | 0.1                | 7323.5            | 0.1              |
| 27Feb2019 | 11:40 | 0.0             | 0.1                | 7323.5            | 0.1              |
| 27Feb2019 | 11:41 | 0.0             | 0.1                | 7323.5            | 0.1              |
| 27Feb2019 | 11:42 | 0.0             | 0.1                | 7323.5            | 0.1              |
| 27Feb2019 | 11:43 | 0.0             | 0.1                | 7323.5            | 0.1              |
| 27Feb2019 | 11:44 | 0.0             | 0.1                | 7323.5            | 0.1              |
| 27Feb2019 | 11:45 | 0.0             | 0.1                | 7323.5            | 0.1              |
| 27Feb2019 | 11:46 | 0.0             | 0.1                | 7323.5            | 0.1              |
| 27Feb2019 | 11:47 | 0.0             | 0.1                | 7323.5            | 0.1              |
| 27Feb2019 | 11:48 | 0.0             | 0.1                | 7323.5            | 0.1              |
| 27Feb2019 | 11:49 | 0.0             | 0.1                | 7323.5            | 0.1              |
| 27Feb2019 | 11:50 | 0.0             | 0.1                | 7323.5            | 0.1              |
| 27Feb2019 | 11:51 | 0.0             | 0.1                | 7323.5            | 0.1              |
| 27Feb2019 | 11:52 | 0.0             | 0.1                | 7323.5            | 0.1              |
| 27Feb2019 | 11:53 | 0.0             | 0.1                | 7323.5            | 0.1              |
| 27Feb2019 | 11:54 | 0.0             | 0.1                | 7323.5            | 0.1              |
| 27Feb2019 | 11:55 | 0.0             | 0.1                | 7323.5            | 0.1              |
| 27Feb2019 | 11:56 | 0.0             | 0.1                | 7323.5            | 0.1              |
| 27Feb2019 | 11:57 | 0.0             | 0.1                | 7323.5            | 0.1              |
| 27Feb2019 | 11:58 | 0.0             | 0.1                | 7323.5            | 0.1              |
| 27Feb2019 | 11:59 | 0.0             | 0.1                | 7323.5            | 0.1              |
| 27Feb2019 | 12:00 | 0.0             | 0.1                | 7323.5            | 0.1              |

Project: Winsome\_Fil\_3

Simulation Run: Prop Basin 5yr

Reservoir: STORAGE P2

Start of Run: 26Feb2019, 00:00

Basin Model: Proposed Basins

End of Run: 27Feb2019, 12:00

Meteorologic Model: Prop Basins 5yr

Compute Time: 09Dec2021, 07:54:44

Control Specifications: Control 1

Volume Units:

AC-FT

#### Computed Results

Peak Inflow: 23.6 (CFS)

Date/Time of Peak Inflow: 26Feb2019, 12:0

Peak Discharge: 10.6 (CFS)

Date/Time of Peak Discharge 26Feb2019, 12:1

Inflow Volume: 1.3 (AC-FT)

Peak Storage: 0.6 (AC-FT)

Discharge Volume 1.1 (AC-FT)

Peak Elevation: 7303.6 (FT)

Project: Winsome\_Fil\_3 Simulation Run: Prop Basin 5yr  
Reservoir: STORAGE P2

Start of Run: 26Feb2019, 00:00 Basin Model: Proposed Basins  
End of Run: 27Feb2019, 12:00 Meteorologic Model: Prop Basins 5yr  
Compute Time: 09Dec2021, 07:54:44 Control Specifications: Control 1

| Date      | Time  | Inflow<br>(CFS) | Storage<br>(AC-FT) | Elevation<br>(FT) | Outflow<br>(CFS) |
|-----------|-------|-----------------|--------------------|-------------------|------------------|
| 26Feb2019 | 00:00 | 0.0             | 0.0                | 7300.0            | 0.0              |
| 26Feb2019 | 00:01 | 0.0             | 0.0                | 7300.0            | 0.0              |
| 26Feb2019 | 00:02 | 0.0             | 0.0                | 7300.0            | 0.0              |
| 26Feb2019 | 00:03 | 0.0             | 0.0                | 7300.0            | 0.0              |
| 26Feb2019 | 00:04 | 0.0             | 0.0                | 7300.0            | 0.0              |
| 26Feb2019 | 00:05 | 0.0             | 0.0                | 7300.0            | 0.0              |
| 26Feb2019 | 00:06 | 0.0             | 0.0                | 7300.0            | 0.0              |
| 26Feb2019 | 00:07 | 0.0             | 0.0                | 7300.0            | 0.0              |
| 26Feb2019 | 00:08 | 0.0             | 0.0                | 7300.0            | 0.0              |
| 26Feb2019 | 00:09 | 0.0             | 0.0                | 7300.0            | 0.0              |
| 26Feb2019 | 00:10 | 0.0             | 0.0                | 7300.0            | 0.0              |
| 26Feb2019 | 00:11 | 0.0             | 0.0                | 7300.0            | 0.0              |
| 26Feb2019 | 00:12 | 0.0             | 0.0                | 7300.0            | 0.0              |
| 26Feb2019 | 00:13 | 0.0             | 0.0                | 7300.0            | 0.0              |
| 26Feb2019 | 00:14 | 0.0             | 0.0                | 7300.0            | 0.0              |
| 26Feb2019 | 00:15 | 0.0             | 0.0                | 7300.0            | 0.0              |
| 26Feb2019 | 00:16 | 0.0             | 0.0                | 7300.0            | 0.0              |
| 26Feb2019 | 00:17 | 0.0             | 0.0                | 7300.0            | 0.0              |
| 26Feb2019 | 00:18 | 0.0             | 0.0                | 7300.0            | 0.0              |
| 26Feb2019 | 00:19 | 0.1             | 0.0                | 7300.0            | 0.0              |
| 26Feb2019 | 00:20 | 0.1             | 0.0                | 7300.0            | 0.0              |
| 26Feb2019 | 00:21 | 0.1             | 0.0                | 7300.0            | 0.0              |
| 26Feb2019 | 00:22 | 0.1             | 0.0                | 7300.0            | 0.0              |
| 26Feb2019 | 00:23 | 0.1             | 0.0                | 7300.0            | 0.0              |
| 26Feb2019 | 00:24 | 0.1             | 0.0                | 7300.0            | 0.0              |
| 26Feb2019 | 00:25 | 0.1             | 0.0                | 7300.0            | 0.0              |

| Date      | Time  | Inflow<br>(CFS) | Storage<br>(AC-FT) | Elevation<br>(FT) | Outflow<br>(CFS) |
|-----------|-------|-----------------|--------------------|-------------------|------------------|
| 26Feb2019 | 00:26 | 0.1             | 0.0                | 7300.0            | 0.0              |
| 26Feb2019 | 00:27 | 0.1             | 0.0                | 7300.0            | 0.0              |
| 26Feb2019 | 00:28 | 0.1             | 0.0                | 7300.0            | 0.0              |
| 26Feb2019 | 00:29 | 0.1             | 0.0                | 7300.1            | 0.0              |
| 26Feb2019 | 00:30 | 0.1             | 0.0                | 7300.1            | 0.0              |
| 26Feb2019 | 00:31 | 0.1             | 0.0                | 7300.1            | 0.0              |
| 26Feb2019 | 00:32 | 0.1             | 0.0                | 7300.1            | 0.0              |
| 26Feb2019 | 00:33 | 0.1             | 0.0                | 7300.1            | 0.0              |
| 26Feb2019 | 00:34 | 0.1             | 0.0                | 7300.1            | 0.0              |
| 26Feb2019 | 00:35 | 0.1             | 0.0                | 7300.1            | 0.0              |
| 26Feb2019 | 00:36 | 0.1             | 0.0                | 7300.1            | 0.0              |
| 26Feb2019 | 00:37 | 0.1             | 0.0                | 7300.1            | 0.0              |
| 26Feb2019 | 00:38 | 0.1             | 0.0                | 7300.1            | 0.0              |
| 26Feb2019 | 00:39 | 0.1             | 0.0                | 7300.1            | 0.0              |
| 26Feb2019 | 00:40 | 0.1             | 0.0                | 7300.1            | 0.0              |
| 26Feb2019 | 00:41 | 0.1             | 0.0                | 7300.1            | 0.0              |
| 26Feb2019 | 00:42 | 0.1             | 0.0                | 7300.1            | 0.0              |
| 26Feb2019 | 00:43 | 0.1             | 0.0                | 7300.1            | 0.0              |
| 26Feb2019 | 00:44 | 0.1             | 0.0                | 7300.1            | 0.0              |
| 26Feb2019 | 00:45 | 0.1             | 0.0                | 7300.1            | 0.0              |
| 26Feb2019 | 00:46 | 0.1             | 0.0                | 7300.1            | 0.0              |
| 26Feb2019 | 00:47 | 0.1             | 0.0                | 7300.1            | 0.0              |
| 26Feb2019 | 00:48 | 0.1             | 0.0                | 7300.2            | 0.0              |
| 26Feb2019 | 00:49 | 0.1             | 0.0                | 7300.2            | 0.0              |
| 26Feb2019 | 00:50 | 0.1             | 0.0                | 7300.2            | 0.0              |
| 26Feb2019 | 00:51 | 0.1             | 0.0                | 7300.2            | 0.0              |
| 26Feb2019 | 00:52 | 0.1             | 0.0                | 7300.2            | 0.0              |
| 26Feb2019 | 00:53 | 0.1             | 0.0                | 7300.2            | 0.0              |
| 26Feb2019 | 00:54 | 0.1             | 0.0                | 7300.2            | 0.0              |
| 26Feb2019 | 00:55 | 0.1             | 0.0                | 7300.2            | 0.0              |
| 26Feb2019 | 00:56 | 0.1             | 0.0                | 7300.2            | 0.0              |

| Date      | Time  | Inflow<br>(CFS) | Storage<br>(AC-FT) | Elevation<br>(FT) | Outflow<br>(CFS) |
|-----------|-------|-----------------|--------------------|-------------------|------------------|
| 26Feb2019 | 00:57 | 0.1             | 0.0                | 7300.2            | 0.0              |
| 26Feb2019 | 00:58 | 0.1             | 0.0                | 7300.2            | 0.0              |
| 26Feb2019 | 00:59 | 0.1             | 0.0                | 7300.2            | 0.0              |
| 26Feb2019 | 01:00 | 0.1             | 0.0                | 7300.2            | 0.0              |
| 26Feb2019 | 01:01 | 0.1             | 0.0                | 7300.2            | 0.0              |
| 26Feb2019 | 01:02 | 0.1             | 0.0                | 7300.2            | 0.0              |
| 26Feb2019 | 01:03 | 0.1             | 0.0                | 7300.2            | 0.0              |
| 26Feb2019 | 01:04 | 0.1             | 0.0                | 7300.2            | 0.0              |
| 26Feb2019 | 01:05 | 0.1             | 0.0                | 7300.2            | 0.0              |
| 26Feb2019 | 01:06 | 0.1             | 0.0                | 7300.2            | 0.0              |
| 26Feb2019 | 01:07 | 0.1             | 0.0                | 7300.3            | 0.0              |
| 26Feb2019 | 01:08 | 0.1             | 0.0                | 7300.3            | 0.0              |
| 26Feb2019 | 01:09 | 0.1             | 0.0                | 7300.3            | 0.0              |
| 26Feb2019 | 01:10 | 0.1             | 0.0                | 7300.3            | 0.0              |
| 26Feb2019 | 01:11 | 0.1             | 0.0                | 7300.3            | 0.0              |
| 26Feb2019 | 01:12 | 0.1             | 0.0                | 7300.3            | 0.0              |
| 26Feb2019 | 01:13 | 0.1             | 0.0                | 7300.3            | 0.0              |
| 26Feb2019 | 01:14 | 0.1             | 0.0                | 7300.3            | 0.0              |
| 26Feb2019 | 01:15 | 0.1             | 0.0                | 7300.3            | 0.0              |
| 26Feb2019 | 01:16 | 0.1             | 0.0                | 7300.3            | 0.0              |
| 26Feb2019 | 01:17 | 0.1             | 0.0                | 7300.3            | 0.0              |
| 26Feb2019 | 01:18 | 0.1             | 0.0                | 7300.3            | 0.0              |
| 26Feb2019 | 01:19 | 0.1             | 0.0                | 7300.3            | 0.0              |
| 26Feb2019 | 01:20 | 0.1             | 0.0                | 7300.3            | 0.0              |
| 26Feb2019 | 01:21 | 0.1             | 0.0                | 7300.3            | 0.0              |
| 26Feb2019 | 01:22 | 0.1             | 0.0                | 7300.3            | 0.0              |
| 26Feb2019 | 01:23 | 0.1             | 0.0                | 7300.3            | 0.0              |
| 26Feb2019 | 01:24 | 0.1             | 0.0                | 7300.3            | 0.0              |
| 26Feb2019 | 01:25 | 0.1             | 0.0                | 7300.3            | 0.0              |
| 26Feb2019 | 01:26 | 0.1             | 0.0                | 7300.4            | 0.0              |
| 26Feb2019 | 01:27 | 0.1             | 0.0                | 7300.4            | 0.0              |

| Date      | Time  | Inflow<br>(CFS) | Storage<br>(AC-FT) | Elevation<br>(FT) | Outflow<br>(CFS) |
|-----------|-------|-----------------|--------------------|-------------------|------------------|
| 26Feb2019 | 01:28 | 0.1             | 0.0                | 7300.4            | 0.0              |
| 26Feb2019 | 01:29 | 0.1             | 0.0                | 7300.4            | 0.0              |
| 26Feb2019 | 01:30 | 0.1             | 0.0                | 7300.4            | 0.0              |
| 26Feb2019 | 01:31 | 0.1             | 0.0                | 7300.4            | 0.0              |
| 26Feb2019 | 01:32 | 0.1             | 0.0                | 7300.4            | 0.0              |
| 26Feb2019 | 01:33 | 0.1             | 0.0                | 7300.4            | 0.0              |
| 26Feb2019 | 01:34 | 0.1             | 0.0                | 7300.4            | 0.0              |
| 26Feb2019 | 01:35 | 0.1             | 0.0                | 7300.4            | 0.0              |
| 26Feb2019 | 01:36 | 0.1             | 0.0                | 7300.4            | 0.0              |
| 26Feb2019 | 01:37 | 0.1             | 0.0                | 7300.4            | 0.0              |
| 26Feb2019 | 01:38 | 0.1             | 0.0                | 7300.4            | 0.0              |
| 26Feb2019 | 01:39 | 0.1             | 0.0                | 7300.4            | 0.0              |
| 26Feb2019 | 01:40 | 0.1             | 0.0                | 7300.4            | 0.0              |
| 26Feb2019 | 01:41 | 0.1             | 0.0                | 7300.4            | 0.0              |
| 26Feb2019 | 01:42 | 0.1             | 0.0                | 7300.4            | 0.0              |
| 26Feb2019 | 01:43 | 0.1             | 0.0                | 7300.4            | 0.0              |
| 26Feb2019 | 01:44 | 0.1             | 0.0                | 7300.4            | 0.0              |
| 26Feb2019 | 01:45 | 0.1             | 0.0                | 7300.5            | 0.0              |
| 26Feb2019 | 01:46 | 0.1             | 0.0                | 7300.5            | 0.0              |
| 26Feb2019 | 01:47 | 0.1             | 0.0                | 7300.5            | 0.0              |
| 26Feb2019 | 01:48 | 0.1             | 0.0                | 7300.5            | 0.0              |
| 26Feb2019 | 01:49 | 0.1             | 0.0                | 7300.5            | 0.0              |
| 26Feb2019 | 01:50 | 0.1             | 0.0                | 7300.5            | 0.0              |
| 26Feb2019 | 01:51 | 0.1             | 0.0                | 7300.5            | 0.0              |
| 26Feb2019 | 01:52 | 0.1             | 0.0                | 7300.5            | 0.0              |
| 26Feb2019 | 01:53 | 0.1             | 0.0                | 7300.5            | 0.0              |
| 26Feb2019 | 01:54 | 0.1             | 0.0                | 7300.5            | 0.0              |
| 26Feb2019 | 01:55 | 0.1             | 0.0                | 7300.5            | 0.0              |
| 26Feb2019 | 01:56 | 0.1             | 0.0                | 7300.5            | 0.0              |
| 26Feb2019 | 01:57 | 0.1             | 0.0                | 7300.5            | 0.0              |
| 26Feb2019 | 01:58 | 0.1             | 0.0                | 7300.5            | 0.0              |

| Date      | Time  | Inflow<br>(CFS) | Storage<br>(AC-FT) | Elevation<br>(FT) | Outflow<br>(CFS) |
|-----------|-------|-----------------|--------------------|-------------------|------------------|
| 26Feb2019 | 01:59 | 0.1             | 0.0                | 7300.5            | 0.0              |
| 26Feb2019 | 02:00 | 0.1             | 0.0                | 7300.5            | 0.0              |
| 26Feb2019 | 02:01 | 0.1             | 0.0                | 7300.5            | 0.0              |
| 26Feb2019 | 02:02 | 0.1             | 0.0                | 7300.5            | 0.0              |
| 26Feb2019 | 02:03 | 0.1             | 0.0                | 7300.5            | 0.0              |
| 26Feb2019 | 02:04 | 0.1             | 0.0                | 7300.5            | 0.0              |
| 26Feb2019 | 02:05 | 0.1             | 0.0                | 7300.6            | 0.0              |
| 26Feb2019 | 02:06 | 0.1             | 0.0                | 7300.6            | 0.0              |
| 26Feb2019 | 02:07 | 0.1             | 0.0                | 7300.6            | 0.0              |
| 26Feb2019 | 02:08 | 0.2             | 0.0                | 7300.6            | 0.0              |
| 26Feb2019 | 02:09 | 0.2             | 0.0                | 7300.6            | 0.0              |
| 26Feb2019 | 02:10 | 0.2             | 0.0                | 7300.6            | 0.0              |
| 26Feb2019 | 02:11 | 0.2             | 0.0                | 7300.6            | 0.0              |
| 26Feb2019 | 02:12 | 0.2             | 0.0                | 7300.6            | 0.0              |
| 26Feb2019 | 02:13 | 0.2             | 0.0                | 7300.6            | 0.0              |
| 26Feb2019 | 02:14 | 0.2             | 0.0                | 7300.6            | 0.0              |
| 26Feb2019 | 02:15 | 0.2             | 0.0                | 7300.6            | 0.0              |
| 26Feb2019 | 02:16 | 0.2             | 0.0                | 7300.6            | 0.0              |
| 26Feb2019 | 02:17 | 0.2             | 0.0                | 7300.6            | 0.0              |
| 26Feb2019 | 02:18 | 0.2             | 0.0                | 7300.6            | 0.0              |
| 26Feb2019 | 02:19 | 0.2             | 0.0                | 7300.6            | 0.0              |
| 26Feb2019 | 02:20 | 0.2             | 0.0                | 7300.6            | 0.0              |
| 26Feb2019 | 02:21 | 0.2             | 0.0                | 7300.6            | 0.0              |
| 26Feb2019 | 02:22 | 0.2             | 0.0                | 7300.6            | 0.0              |
| 26Feb2019 | 02:23 | 0.2             | 0.0                | 7300.6            | 0.0              |
| 26Feb2019 | 02:24 | 0.2             | 0.0                | 7300.7            | 0.0              |
| 26Feb2019 | 02:25 | 0.2             | 0.0                | 7300.7            | 0.0              |
| 26Feb2019 | 02:26 | 0.2             | 0.0                | 7300.7            | 0.0              |
| 26Feb2019 | 02:27 | 0.2             | 0.0                | 7300.7            | 0.0              |
| 26Feb2019 | 02:28 | 0.2             | 0.0                | 7300.7            | 0.0              |
| 26Feb2019 | 02:29 | 0.2             | 0.0                | 7300.7            | 0.0              |



| Date      | Time  | Inflow<br>(CFS) | Storage<br>(AC-FT) | Elevation<br>(FT) | Outflow<br>(CFS) |
|-----------|-------|-----------------|--------------------|-------------------|------------------|
| 26Feb2019 | 02:30 | 0.2             | 0.0                | 7300.7            | 0.0              |
| 26Feb2019 | 02:31 | 0.2             | 0.0                | 7300.7            | 0.0              |
| 26Feb2019 | 02:32 | 0.2             | 0.0                | 7300.7            | 0.0              |
| 26Feb2019 | 02:33 | 0.2             | 0.0                | 7300.7            | 0.0              |
| 26Feb2019 | 02:34 | 0.2             | 0.0                | 7300.7            | 0.0              |
| 26Feb2019 | 02:35 | 0.2             | 0.0                | 7300.7            | 0.0              |
| 26Feb2019 | 02:36 | 0.2             | 0.0                | 7300.7            | 0.0              |
| 26Feb2019 | 02:37 | 0.2             | 0.0                | 7300.7            | 0.0              |
| 26Feb2019 | 02:38 | 0.2             | 0.0                | 7300.7            | 0.0              |
| 26Feb2019 | 02:39 | 0.2             | 0.0                | 7300.7            | 0.0              |
| 26Feb2019 | 02:40 | 0.2             | 0.0                | 7300.7            | 0.0              |
| 26Feb2019 | 02:41 | 0.2             | 0.0                | 7300.7            | 0.0              |
| 26Feb2019 | 02:42 | 0.2             | 0.0                | 7300.7            | 0.0              |
| 26Feb2019 | 02:43 | 0.2             | 0.0                | 7300.7            | 0.0              |
| 26Feb2019 | 02:44 | 0.2             | 0.0                | 7300.8            | 0.0              |
| 26Feb2019 | 02:45 | 0.2             | 0.0                | 7300.8            | 0.0              |
| 26Feb2019 | 02:46 | 0.2             | 0.0                | 7300.8            | 0.0              |
| 26Feb2019 | 02:47 | 0.2             | 0.0                | 7300.8            | 0.0              |
| 26Feb2019 | 02:48 | 0.2             | 0.0                | 7300.8            | 0.0              |
| 26Feb2019 | 02:49 | 0.2             | 0.0                | 7300.8            | 0.0              |
| 26Feb2019 | 02:50 | 0.2             | 0.0                | 7300.8            | 0.0              |
| 26Feb2019 | 02:51 | 0.2             | 0.0                | 7300.8            | 0.0              |
| 26Feb2019 | 02:52 | 0.2             | 0.0                | 7300.8            | 0.0              |
| 26Feb2019 | 02:53 | 0.2             | 0.0                | 7300.8            | 0.0              |
| 26Feb2019 | 02:54 | 0.2             | 0.0                | 7300.8            | 0.0              |
| 26Feb2019 | 02:55 | 0.2             | 0.0                | 7300.8            | 0.0              |
| 26Feb2019 | 02:56 | 0.2             | 0.0                | 7300.8            | 0.0              |
| 26Feb2019 | 02:57 | 0.2             | 0.0                | 7300.8            | 0.0              |
| 26Feb2019 | 02:58 | 0.2             | 0.0                | 7300.8            | 0.0              |
| 26Feb2019 | 02:59 | 0.2             | 0.0                | 7300.8            | 0.0              |
| 26Feb2019 | 03:00 | 0.2             | 0.0                | 7300.8            | 0.0              |

| Date      | Time  | Inflow<br>(CFS) | Storage<br>(AC-FT) | Elevation<br>(FT) | Outflow<br>(CFS) |
|-----------|-------|-----------------|--------------------|-------------------|------------------|
| 26Feb2019 | 03:01 | 0.2             | 0.0                | 7300.8            | 0.0              |
| 26Feb2019 | 03:02 | 0.2             | 0.0                | 7300.8            | 0.0              |
| 26Feb2019 | 03:03 | 0.2             | 0.0                | 7300.9            | 0.0              |
| 26Feb2019 | 03:04 | 0.2             | 0.0                | 7300.9            | 0.0              |
| 26Feb2019 | 03:05 | 0.2             | 0.0                | 7300.9            | 0.0              |
| 26Feb2019 | 03:06 | 0.2             | 0.0                | 7300.9            | 0.0              |
| 26Feb2019 | 03:07 | 0.2             | 0.0                | 7300.9            | 0.0              |
| 26Feb2019 | 03:08 | 0.2             | 0.0                | 7300.9            | 0.0              |
| 26Feb2019 | 03:09 | 0.2             | 0.0                | 7300.9            | 0.0              |
| 26Feb2019 | 03:10 | 0.2             | 0.0                | 7300.9            | 0.0              |
| 26Feb2019 | 03:11 | 0.2             | 0.0                | 7300.9            | 0.0              |
| 26Feb2019 | 03:12 | 0.2             | 0.0                | 7300.9            | 0.0              |
| 26Feb2019 | 03:13 | 0.2             | 0.0                | 7300.9            | 0.0              |
| 26Feb2019 | 03:14 | 0.2             | 0.0                | 7300.9            | 0.0              |
| 26Feb2019 | 03:15 | 0.2             | 0.0                | 7300.9            | 0.0              |
| 26Feb2019 | 03:16 | 0.2             | 0.0                | 7300.9            | 0.0              |
| 26Feb2019 | 03:17 | 0.2             | 0.0                | 7300.9            | 0.0              |
| 26Feb2019 | 03:18 | 0.2             | 0.0                | 7300.9            | 0.0              |
| 26Feb2019 | 03:19 | 0.2             | 0.0                | 7300.9            | 0.0              |
| 26Feb2019 | 03:20 | 0.2             | 0.0                | 7300.9            | 0.0              |
| 26Feb2019 | 03:21 | 0.2             | 0.0                | 7300.9            | 0.0              |
| 26Feb2019 | 03:22 | 0.2             | 0.0                | 7300.9            | 0.0              |
| 26Feb2019 | 03:23 | 0.2             | 0.0                | 7301.0            | 0.0              |
| 26Feb2019 | 03:24 | 0.2             | 0.0                | 7301.0            | 0.0              |
| 26Feb2019 | 03:25 | 0.2             | 0.0                | 7301.0            | 0.0              |
| 26Feb2019 | 03:26 | 0.2             | 0.0                | 7301.0            | 0.0              |
| 26Feb2019 | 03:27 | 0.2             | 0.0                | 7301.0            | 0.0              |
| 26Feb2019 | 03:28 | 0.2             | 0.0                | 7301.0            | 0.0              |
| 26Feb2019 | 03:29 | 0.2             | 0.0                | 7301.0            | 0.0              |
| 26Feb2019 | 03:30 | 0.2             | 0.0                | 7301.0            | 0.0              |
| 26Feb2019 | 03:31 | 0.2             | 0.0                | 7301.0            | 0.0              |

| Date      | Time  | Inflow<br>(CFS) | Storage<br>(AC-FT) | Elevation<br>(FT) | Outflow<br>(CFS) |
|-----------|-------|-----------------|--------------------|-------------------|------------------|
| 26Feb2019 | 03:32 | 0.2             | 0.0                | 7301.0            | 0.0              |
| 26Feb2019 | 03:33 | 0.2             | 0.0                | 7301.0            | 0.1              |
| 26Feb2019 | 03:34 | 0.2             | 0.0                | 7301.0            | 0.1              |
| 26Feb2019 | 03:35 | 0.2             | 0.0                | 7301.0            | 0.1              |
| 26Feb2019 | 03:36 | 0.2             | 0.0                | 7301.0            | 0.1              |
| 26Feb2019 | 03:37 | 0.2             | 0.0                | 7301.0            | 0.1              |
| 26Feb2019 | 03:38 | 0.2             | 0.0                | 7301.0            | 0.1              |
| 26Feb2019 | 03:39 | 0.2             | 0.0                | 7301.0            | 0.1              |
| 26Feb2019 | 03:40 | 0.2             | 0.0                | 7301.0            | 0.1              |
| 26Feb2019 | 03:41 | 0.2             | 0.0                | 7301.0            | 0.1              |
| 26Feb2019 | 03:42 | 0.2             | 0.0                | 7301.0            | 0.1              |
| 26Feb2019 | 03:43 | 0.2             | 0.0                | 7301.0            | 0.1              |
| 26Feb2019 | 03:44 | 0.2             | 0.0                | 7301.0            | 0.1              |
| 26Feb2019 | 03:45 | 0.2             | 0.0                | 7301.0            | 0.1              |
| 26Feb2019 | 03:46 | 0.2             | 0.0                | 7301.0            | 0.1              |
| 26Feb2019 | 03:47 | 0.2             | 0.0                | 7301.0            | 0.1              |
| 26Feb2019 | 03:48 | 0.2             | 0.0                | 7301.0            | 0.1              |
| 26Feb2019 | 03:49 | 0.2             | 0.0                | 7301.0            | 0.1              |
| 26Feb2019 | 03:50 | 0.2             | 0.0                | 7301.0            | 0.1              |
| 26Feb2019 | 03:51 | 0.2             | 0.0                | 7301.0            | 0.1              |
| 26Feb2019 | 03:52 | 0.2             | 0.0                | 7301.0            | 0.1              |
| 26Feb2019 | 03:53 | 0.2             | 0.0                | 7301.0            | 0.1              |
| 26Feb2019 | 03:54 | 0.2             | 0.0                | 7301.0            | 0.1              |
| 26Feb2019 | 03:55 | 0.2             | 0.0                | 7301.0            | 0.1              |
| 26Feb2019 | 03:56 | 0.2             | 0.0                | 7301.0            | 0.1              |
| 26Feb2019 | 03:57 | 0.2             | 0.0                | 7301.0            | 0.1              |
| 26Feb2019 | 03:58 | 0.2             | 0.0                | 7301.0            | 0.1              |
| 26Feb2019 | 03:59 | 0.2             | 0.0                | 7301.0            | 0.1              |
| 26Feb2019 | 04:00 | 0.2             | 0.0                | 7301.0            | 0.1              |
| 26Feb2019 | 04:01 | 0.2             | 0.0                | 7301.0            | 0.1              |
| 26Feb2019 | 04:02 | 0.2             | 0.0                | 7301.0            | 0.1              |

| Date      | Time  | Inflow<br>(CFS) | Storage<br>(AC-FT) | Elevation<br>(FT) | Outflow<br>(CFS) |
|-----------|-------|-----------------|--------------------|-------------------|------------------|
| 26Feb2019 | 04:03 | 0.2             | 0.0                | 7301.0            | 0.1              |
| 26Feb2019 | 04:04 | 0.2             | 0.0                | 7301.0            | 0.1              |
| 26Feb2019 | 04:05 | 0.2             | 0.0                | 7301.0            | 0.1              |
| 26Feb2019 | 04:06 | 0.2             | 0.0                | 7301.0            | 0.1              |
| 26Feb2019 | 04:07 | 0.2             | 0.0                | 7301.0            | 0.1              |
| 26Feb2019 | 04:08 | 0.2             | 0.0                | 7301.0            | 0.1              |
| 26Feb2019 | 04:09 | 0.2             | 0.0                | 7301.0            | 0.1              |
| 26Feb2019 | 04:10 | 0.2             | 0.0                | 7301.0            | 0.1              |
| 26Feb2019 | 04:11 | 0.2             | 0.0                | 7301.0            | 0.1              |
| 26Feb2019 | 04:12 | 0.2             | 0.0                | 7301.0            | 0.1              |
| 26Feb2019 | 04:13 | 0.2             | 0.0                | 7301.0            | 0.1              |
| 26Feb2019 | 04:14 | 0.2             | 0.0                | 7301.1            | 0.1              |
| 26Feb2019 | 04:15 | 0.2             | 0.0                | 7301.1            | 0.1              |
| 26Feb2019 | 04:16 | 0.2             | 0.0                | 7301.1            | 0.1              |
| 26Feb2019 | 04:17 | 0.2             | 0.0                | 7301.1            | 0.1              |
| 26Feb2019 | 04:18 | 0.2             | 0.0                | 7301.1            | 0.1              |
| 26Feb2019 | 04:19 | 0.2             | 0.0                | 7301.1            | 0.1              |
| 26Feb2019 | 04:20 | 0.2             | 0.0                | 7301.1            | 0.1              |
| 26Feb2019 | 04:21 | 0.2             | 0.0                | 7301.1            | 0.1              |
| 26Feb2019 | 04:22 | 0.2             | 0.0                | 7301.1            | 0.1              |
| 26Feb2019 | 04:23 | 0.2             | 0.0                | 7301.1            | 0.1              |
| 26Feb2019 | 04:24 | 0.2             | 0.0                | 7301.1            | 0.1              |
| 26Feb2019 | 04:25 | 0.2             | 0.0                | 7301.1            | 0.1              |
| 26Feb2019 | 04:26 | 0.2             | 0.0                | 7301.1            | 0.1              |
| 26Feb2019 | 04:27 | 0.2             | 0.0                | 7301.1            | 0.1              |
| 26Feb2019 | 04:28 | 0.2             | 0.0                | 7301.1            | 0.1              |
| 26Feb2019 | 04:29 | 0.2             | 0.0                | 7301.1            | 0.1              |
| 26Feb2019 | 04:30 | 0.2             | 0.0                | 7301.1            | 0.1              |
| 26Feb2019 | 04:31 | 0.2             | 0.0                | 7301.1            | 0.1              |
| 26Feb2019 | 04:32 | 0.2             | 0.0                | 7301.1            | 0.1              |
| 26Feb2019 | 04:33 | 0.2             | 0.0                | 7301.1            | 0.1              |

| Date      | Time  | Inflow<br>(CFS) | Storage<br>(AC-FT) | Elevation<br>(FT) | Outflow<br>(CFS) |
|-----------|-------|-----------------|--------------------|-------------------|------------------|
| 26Feb2019 | 04:34 | 0.2             | 0.0                | 7301.1            | 0.1              |
| 26Feb2019 | 04:35 | 0.2             | 0.0                | 7301.1            | 0.1              |
| 26Feb2019 | 04:36 | 0.2             | 0.0                | 7301.1            | 0.1              |
| 26Feb2019 | 04:37 | 0.2             | 0.0                | 7301.1            | 0.1              |
| 26Feb2019 | 04:38 | 0.2             | 0.0                | 7301.1            | 0.1              |
| 26Feb2019 | 04:39 | 0.2             | 0.0                | 7301.1            | 0.1              |
| 26Feb2019 | 04:40 | 0.2             | 0.0                | 7301.1            | 0.1              |
| 26Feb2019 | 04:41 | 0.2             | 0.0                | 7301.1            | 0.1              |
| 26Feb2019 | 04:42 | 0.2             | 0.0                | 7301.1            | 0.1              |
| 26Feb2019 | 04:43 | 0.2             | 0.0                | 7301.1            | 0.1              |
| 26Feb2019 | 04:44 | 0.2             | 0.0                | 7301.1            | 0.1              |
| 26Feb2019 | 04:45 | 0.2             | 0.0                | 7301.1            | 0.1              |
| 26Feb2019 | 04:46 | 0.2             | 0.0                | 7301.1            | 0.1              |
| 26Feb2019 | 04:47 | 0.2             | 0.0                | 7301.1            | 0.1              |
| 26Feb2019 | 04:48 | 0.2             | 0.0                | 7301.1            | 0.1              |
| 26Feb2019 | 04:49 | 0.2             | 0.0                | 7301.1            | 0.1              |
| 26Feb2019 | 04:50 | 0.2             | 0.0                | 7301.1            | 0.1              |
| 26Feb2019 | 04:51 | 0.2             | 0.0                | 7301.1            | 0.1              |
| 26Feb2019 | 04:52 | 0.2             | 0.0                | 7301.1            | 0.1              |
| 26Feb2019 | 04:53 | 0.2             | 0.0                | 7301.1            | 0.1              |
| 26Feb2019 | 04:54 | 0.2             | 0.0                | 7301.1            | 0.1              |
| 26Feb2019 | 04:55 | 0.2             | 0.0                | 7301.1            | 0.1              |
| 26Feb2019 | 04:56 | 0.2             | 0.0                | 7301.1            | 0.1              |
| 26Feb2019 | 04:57 | 0.2             | 0.0                | 7301.1            | 0.1              |
| 26Feb2019 | 04:58 | 0.2             | 0.0                | 7301.1            | 0.1              |
| 26Feb2019 | 04:59 | 0.2             | 0.0                | 7301.1            | 0.1              |
| 26Feb2019 | 05:00 | 0.2             | 0.0                | 7301.1            | 0.1              |
| 26Feb2019 | 05:01 | 0.2             | 0.0                | 7301.1            | 0.1              |
| 26Feb2019 | 05:02 | 0.2             | 0.0                | 7301.1            | 0.1              |
| 26Feb2019 | 05:03 | 0.2             | 0.0                | 7301.1            | 0.1              |
| 26Feb2019 | 05:04 | 0.2             | 0.0                | 7301.1            | 0.1              |

| Date      | Time  | Inflow<br>(CFS) | Storage<br>(AC-FT) | Elevation<br>(FT) | Outflow<br>(CFS) |
|-----------|-------|-----------------|--------------------|-------------------|------------------|
| 26Feb2019 | 05:05 | 0.2             | 0.0                | 7301.1            | 0.1              |
| 26Feb2019 | 05:06 | 0.2             | 0.0                | 7301.1            | 0.1              |
| 26Feb2019 | 05:07 | 0.2             | 0.0                | 7301.1            | 0.1              |
| 26Feb2019 | 05:08 | 0.2             | 0.0                | 7301.1            | 0.1              |
| 26Feb2019 | 05:09 | 0.2             | 0.0                | 7301.1            | 0.1              |
| 26Feb2019 | 05:10 | 0.2             | 0.0                | 7301.1            | 0.1              |
| 26Feb2019 | 05:11 | 0.2             | 0.0                | 7301.1            | 0.1              |
| 26Feb2019 | 05:12 | 0.2             | 0.0                | 7301.1            | 0.1              |
| 26Feb2019 | 05:13 | 0.2             | 0.1                | 7301.1            | 0.1              |
| 26Feb2019 | 05:14 | 0.2             | 0.1                | 7301.1            | 0.1              |
| 26Feb2019 | 05:15 | 0.2             | 0.1                | 7301.1            | 0.1              |
| 26Feb2019 | 05:16 | 0.2             | 0.1                | 7301.1            | 0.1              |
| 26Feb2019 | 05:17 | 0.2             | 0.1                | 7301.1            | 0.1              |
| 26Feb2019 | 05:18 | 0.2             | 0.1                | 7301.1            | 0.1              |
| 26Feb2019 | 05:19 | 0.2             | 0.1                | 7301.1            | 0.1              |
| 26Feb2019 | 05:20 | 0.2             | 0.1                | 7301.1            | 0.1              |
| 26Feb2019 | 05:21 | 0.2             | 0.1                | 7301.1            | 0.1              |
| 26Feb2019 | 05:22 | 0.2             | 0.1                | 7301.1            | 0.1              |
| 26Feb2019 | 05:23 | 0.2             | 0.1                | 7301.1            | 0.1              |
| 26Feb2019 | 05:24 | 0.2             | 0.1                | 7301.1            | 0.1              |
| 26Feb2019 | 05:25 | 0.2             | 0.1                | 7301.1            | 0.1              |
| 26Feb2019 | 05:26 | 0.2             | 0.1                | 7301.1            | 0.1              |
| 26Feb2019 | 05:27 | 0.2             | 0.1                | 7301.2            | 0.1              |
| 26Feb2019 | 05:28 | 0.2             | 0.1                | 7301.2            | 0.1              |
| 26Feb2019 | 05:29 | 0.2             | 0.1                | 7301.2            | 0.1              |
| 26Feb2019 | 05:30 | 0.2             | 0.1                | 7301.2            | 0.1              |
| 26Feb2019 | 05:31 | 0.2             | 0.1                | 7301.2            | 0.1              |
| 26Feb2019 | 05:32 | 0.2             | 0.1                | 7301.2            | 0.1              |
| 26Feb2019 | 05:33 | 0.2             | 0.1                | 7301.2            | 0.1              |
| 26Feb2019 | 05:34 | 0.2             | 0.1                | 7301.2            | 0.1              |
| 26Feb2019 | 05:35 | 0.2             | 0.1                | 7301.2            | 0.1              |

| Date      | Time  | Inflow<br>(CFS) | Storage<br>(AC-FT) | Elevation<br>(FT) | Outflow<br>(CFS) |
|-----------|-------|-----------------|--------------------|-------------------|------------------|
| 26Feb2019 | 05:36 | 0.2             | 0.1                | 7301.2            | 0.1              |
| 26Feb2019 | 05:37 | 0.2             | 0.1                | 7301.2            | 0.1              |
| 26Feb2019 | 05:38 | 0.2             | 0.1                | 7301.2            | 0.1              |
| 26Feb2019 | 05:39 | 0.2             | 0.1                | 7301.2            | 0.1              |
| 26Feb2019 | 05:40 | 0.2             | 0.1                | 7301.2            | 0.1              |
| 26Feb2019 | 05:41 | 0.2             | 0.1                | 7301.2            | 0.1              |
| 26Feb2019 | 05:42 | 0.2             | 0.1                | 7301.2            | 0.1              |
| 26Feb2019 | 05:43 | 0.2             | 0.1                | 7301.2            | 0.1              |
| 26Feb2019 | 05:44 | 0.2             | 0.1                | 7301.2            | 0.1              |
| 26Feb2019 | 05:45 | 0.2             | 0.1                | 7301.2            | 0.1              |
| 26Feb2019 | 05:46 | 0.2             | 0.1                | 7301.2            | 0.1              |
| 26Feb2019 | 05:47 | 0.2             | 0.1                | 7301.2            | 0.1              |
| 26Feb2019 | 05:48 | 0.2             | 0.1                | 7301.2            | 0.1              |
| 26Feb2019 | 05:49 | 0.2             | 0.1                | 7301.2            | 0.1              |
| 26Feb2019 | 05:50 | 0.2             | 0.1                | 7301.2            | 0.1              |
| 26Feb2019 | 05:51 | 0.2             | 0.1                | 7301.2            | 0.1              |
| 26Feb2019 | 05:52 | 0.2             | 0.1                | 7301.2            | 0.1              |
| 26Feb2019 | 05:53 | 0.2             | 0.1                | 7301.2            | 0.1              |
| 26Feb2019 | 05:54 | 0.2             | 0.1                | 7301.2            | 0.1              |
| 26Feb2019 | 05:55 | 0.2             | 0.1                | 7301.2            | 0.1              |
| 26Feb2019 | 05:56 | 0.2             | 0.1                | 7301.2            | 0.1              |
| 26Feb2019 | 05:57 | 0.2             | 0.1                | 7301.2            | 0.1              |
| 26Feb2019 | 05:58 | 0.2             | 0.1                | 7301.2            | 0.1              |
| 26Feb2019 | 05:59 | 0.2             | 0.1                | 7301.2            | 0.1              |
| 26Feb2019 | 06:00 | 0.2             | 0.1                | 7301.2            | 0.1              |
| 26Feb2019 | 06:01 | 0.2             | 0.1                | 7301.2            | 0.1              |
| 26Feb2019 | 06:02 | 0.2             | 0.1                | 7301.2            | 0.1              |
| 26Feb2019 | 06:03 | 0.2             | 0.1                | 7301.2            | 0.1              |
| 26Feb2019 | 06:04 | 0.2             | 0.1                | 7301.2            | 0.1              |
| 26Feb2019 | 06:05 | 0.2             | 0.1                | 7301.2            | 0.1              |
| 26Feb2019 | 06:06 | 0.2             | 0.1                | 7301.2            | 0.1              |

| Date      | Time  | Inflow<br>(CFS) | Storage<br>(AC-FT) | Elevation<br>(FT) | Outflow<br>(CFS) |
|-----------|-------|-----------------|--------------------|-------------------|------------------|
| 26Feb2019 | 06:07 | 0.2             | 0.1                | 7301.2            | 0.1              |
| 26Feb2019 | 06:08 | 0.2             | 0.1                | 7301.2            | 0.1              |
| 26Feb2019 | 06:09 | 0.2             | 0.1                | 7301.2            | 0.1              |
| 26Feb2019 | 06:10 | 0.2             | 0.1                | 7301.2            | 0.1              |
| 26Feb2019 | 06:11 | 0.2             | 0.1                | 7301.2            | 0.1              |
| 26Feb2019 | 06:12 | 0.2             | 0.1                | 7301.2            | 0.1              |
| 26Feb2019 | 06:13 | 0.2             | 0.1                | 7301.2            | 0.1              |
| 26Feb2019 | 06:14 | 0.2             | 0.1                | 7301.2            | 0.1              |
| 26Feb2019 | 06:15 | 0.2             | 0.1                | 7301.2            | 0.1              |
| 26Feb2019 | 06:16 | 0.2             | 0.1                | 7301.2            | 0.1              |
| 26Feb2019 | 06:17 | 0.2             | 0.1                | 7301.2            | 0.1              |
| 26Feb2019 | 06:18 | 0.2             | 0.1                | 7301.2            | 0.1              |
| 26Feb2019 | 06:19 | 0.2             | 0.1                | 7301.2            | 0.1              |
| 26Feb2019 | 06:20 | 0.2             | 0.1                | 7301.2            | 0.1              |
| 26Feb2019 | 06:21 | 0.2             | 0.1                | 7301.2            | 0.1              |
| 26Feb2019 | 06:22 | 0.2             | 0.1                | 7301.2            | 0.1              |
| 26Feb2019 | 06:23 | 0.2             | 0.1                | 7301.2            | 0.1              |
| 26Feb2019 | 06:24 | 0.2             | 0.1                | 7301.2            | 0.1              |
| 26Feb2019 | 06:25 | 0.2             | 0.1                | 7301.2            | 0.1              |
| 26Feb2019 | 06:26 | 0.2             | 0.1                | 7301.2            | 0.1              |
| 26Feb2019 | 06:27 | 0.2             | 0.1                | 7301.2            | 0.1              |
| 26Feb2019 | 06:28 | 0.2             | 0.1                | 7301.2            | 0.1              |
| 26Feb2019 | 06:29 | 0.2             | 0.1                | 7301.2            | 0.1              |
| 26Feb2019 | 06:30 | 0.2             | 0.1                | 7301.3            | 0.1              |
| 26Feb2019 | 06:31 | 0.2             | 0.1                | 7301.3            | 0.1              |
| 26Feb2019 | 06:32 | 0.2             | 0.1                | 7301.3            | 0.1              |
| 26Feb2019 | 06:33 | 0.2             | 0.1                | 7301.3            | 0.1              |
| 26Feb2019 | 06:34 | 0.2             | 0.1                | 7301.3            | 0.1              |
| 26Feb2019 | 06:35 | 0.2             | 0.1                | 7301.3            | 0.1              |
| 26Feb2019 | 06:36 | 0.2             | 0.1                | 7301.3            | 0.1              |
| 26Feb2019 | 06:37 | 0.2             | 0.1                | 7301.3            | 0.1              |



| Date      | Time  | Inflow<br>(CFS) | Storage<br>(AC-FT) | Elevation<br>(FT) | Outflow<br>(CFS) |
|-----------|-------|-----------------|--------------------|-------------------|------------------|
| 26Feb2019 | 06:38 | 0.2             | 0.1                | 7301.3            | 0.1              |
| 26Feb2019 | 06:39 | 0.2             | 0.1                | 7301.3            | 0.1              |
| 26Feb2019 | 06:40 | 0.2             | 0.1                | 7301.3            | 0.1              |
| 26Feb2019 | 06:41 | 0.2             | 0.1                | 7301.3            | 0.1              |
| 26Feb2019 | 06:42 | 0.2             | 0.1                | 7301.3            | 0.1              |
| 26Feb2019 | 06:43 | 0.2             | 0.1                | 7301.3            | 0.1              |
| 26Feb2019 | 06:44 | 0.2             | 0.1                | 7301.3            | 0.1              |
| 26Feb2019 | 06:45 | 0.2             | 0.1                | 7301.3            | 0.1              |
| 26Feb2019 | 06:46 | 0.2             | 0.1                | 7301.3            | 0.1              |
| 26Feb2019 | 06:47 | 0.2             | 0.1                | 7301.3            | 0.1              |
| 26Feb2019 | 06:48 | 0.2             | 0.1                | 7301.3            | 0.1              |
| 26Feb2019 | 06:49 | 0.2             | 0.1                | 7301.3            | 0.1              |
| 26Feb2019 | 06:50 | 0.2             | 0.1                | 7301.3            | 0.1              |
| 26Feb2019 | 06:51 | 0.2             | 0.1                | 7301.3            | 0.1              |
| 26Feb2019 | 06:52 | 0.2             | 0.1                | 7301.3            | 0.1              |
| 26Feb2019 | 06:53 | 0.2             | 0.1                | 7301.3            | 0.1              |
| 26Feb2019 | 06:54 | 0.2             | 0.1                | 7301.3            | 0.1              |
| 26Feb2019 | 06:55 | 0.2             | 0.1                | 7301.3            | 0.1              |
| 26Feb2019 | 06:56 | 0.2             | 0.1                | 7301.3            | 0.1              |
| 26Feb2019 | 06:57 | 0.2             | 0.1                | 7301.3            | 0.1              |
| 26Feb2019 | 06:58 | 0.2             | 0.1                | 7301.3            | 0.1              |
| 26Feb2019 | 06:59 | 0.2             | 0.1                | 7301.3            | 0.1              |
| 26Feb2019 | 07:00 | 0.2             | 0.1                | 7301.3            | 0.1              |
| 26Feb2019 | 07:01 | 0.2             | 0.1                | 7301.3            | 0.1              |
| 26Feb2019 | 07:02 | 0.2             | 0.1                | 7301.3            | 0.1              |
| 26Feb2019 | 07:03 | 0.2             | 0.1                | 7301.3            | 0.1              |
| 26Feb2019 | 07:04 | 0.2             | 0.1                | 7301.3            | 0.1              |
| 26Feb2019 | 07:05 | 0.2             | 0.1                | 7301.3            | 0.1              |
| 26Feb2019 | 07:06 | 0.2             | 0.1                | 7301.3            | 0.1              |
| 26Feb2019 | 07:07 | 0.2             | 0.1                | 7301.3            | 0.1              |
| 26Feb2019 | 07:08 | 0.2             | 0.1                | 7301.3            | 0.1              |

| Date      | Time  | Inflow<br>(CFS) | Storage<br>(AC-FT) | Elevation<br>(FT) | Outflow<br>(CFS) |
|-----------|-------|-----------------|--------------------|-------------------|------------------|
| 26Feb2019 | 07:09 | 0.3             | 0.1                | 7301.3            | 0.1              |
| 26Feb2019 | 07:10 | 0.3             | 0.1                | 7301.3            | 0.1              |
| 26Feb2019 | 07:11 | 0.3             | 0.1                | 7301.3            | 0.1              |
| 26Feb2019 | 07:12 | 0.3             | 0.1                | 7301.3            | 0.1              |
| 26Feb2019 | 07:13 | 0.3             | 0.1                | 7301.3            | 0.1              |
| 26Feb2019 | 07:14 | 0.3             | 0.1                | 7301.3            | 0.1              |
| 26Feb2019 | 07:15 | 0.3             | 0.1                | 7301.3            | 0.1              |
| 26Feb2019 | 07:16 | 0.3             | 0.1                | 7301.3            | 0.1              |
| 26Feb2019 | 07:17 | 0.3             | 0.1                | 7301.3            | 0.1              |
| 26Feb2019 | 07:18 | 0.3             | 0.1                | 7301.3            | 0.1              |
| 26Feb2019 | 07:19 | 0.3             | 0.1                | 7301.3            | 0.1              |
| 26Feb2019 | 07:20 | 0.3             | 0.1                | 7301.3            | 0.1              |
| 26Feb2019 | 07:21 | 0.3             | 0.1                | 7301.3            | 0.1              |
| 26Feb2019 | 07:22 | 0.3             | 0.1                | 7301.3            | 0.1              |
| 26Feb2019 | 07:23 | 0.3             | 0.1                | 7301.3            | 0.1              |
| 26Feb2019 | 07:24 | 0.3             | 0.1                | 7301.3            | 0.1              |
| 26Feb2019 | 07:25 | 0.3             | 0.1                | 7301.3            | 0.1              |
| 26Feb2019 | 07:26 | 0.3             | 0.1                | 7301.4            | 0.1              |
| 26Feb2019 | 07:27 | 0.3             | 0.1                | 7301.4            | 0.1              |
| 26Feb2019 | 07:28 | 0.3             | 0.1                | 7301.4            | 0.1              |
| 26Feb2019 | 07:29 | 0.3             | 0.1                | 7301.4            | 0.1              |
| 26Feb2019 | 07:30 | 0.3             | 0.1                | 7301.4            | 0.1              |
| 26Feb2019 | 07:31 | 0.3             | 0.1                | 7301.4            | 0.1              |
| 26Feb2019 | 07:32 | 0.3             | 0.1                | 7301.4            | 0.1              |
| 26Feb2019 | 07:33 | 0.3             | 0.1                | 7301.4            | 0.1              |
| 26Feb2019 | 07:34 | 0.3             | 0.1                | 7301.4            | 0.1              |
| 26Feb2019 | 07:35 | 0.3             | 0.1                | 7301.4            | 0.1              |
| 26Feb2019 | 07:36 | 0.3             | 0.1                | 7301.4            | 0.1              |
| 26Feb2019 | 07:37 | 0.3             | 0.1                | 7301.4            | 0.1              |
| 26Feb2019 | 07:38 | 0.3             | 0.1                | 7301.4            | 0.1              |
| 26Feb2019 | 07:39 | 0.3             | 0.1                | 7301.4            | 0.1              |

| Date      | Time  | Inflow<br>(CFS) | Storage<br>(AC-FT) | Elevation<br>(FT) | Outflow<br>(CFS) |
|-----------|-------|-----------------|--------------------|-------------------|------------------|
| 26Feb2019 | 07:40 | 0.3             | 0.1                | 7301.4            | 0.1              |
| 26Feb2019 | 07:41 | 0.3             | 0.1                | 7301.4            | 0.1              |
| 26Feb2019 | 07:42 | 0.3             | 0.1                | 7301.4            | 0.1              |
| 26Feb2019 | 07:43 | 0.3             | 0.1                | 7301.4            | 0.1              |
| 26Feb2019 | 07:44 | 0.3             | 0.1                | 7301.4            | 0.1              |
| 26Feb2019 | 07:45 | 0.3             | 0.1                | 7301.4            | 0.1              |
| 26Feb2019 | 07:46 | 0.3             | 0.1                | 7301.4            | 0.1              |
| 26Feb2019 | 07:47 | 0.3             | 0.1                | 7301.4            | 0.1              |
| 26Feb2019 | 07:48 | 0.3             | 0.1                | 7301.4            | 0.1              |
| 26Feb2019 | 07:49 | 0.3             | 0.1                | 7301.4            | 0.1              |
| 26Feb2019 | 07:50 | 0.3             | 0.1                | 7301.4            | 0.1              |
| 26Feb2019 | 07:51 | 0.3             | 0.1                | 7301.4            | 0.1              |
| 26Feb2019 | 07:52 | 0.3             | 0.1                | 7301.4            | 0.1              |
| 26Feb2019 | 07:53 | 0.3             | 0.1                | 7301.4            | 0.1              |
| 26Feb2019 | 07:54 | 0.3             | 0.1                | 7301.4            | 0.1              |
| 26Feb2019 | 07:55 | 0.3             | 0.1                | 7301.4            | 0.1              |
| 26Feb2019 | 07:56 | 0.3             | 0.1                | 7301.4            | 0.1              |
| 26Feb2019 | 07:57 | 0.3             | 0.1                | 7301.4            | 0.1              |
| 26Feb2019 | 07:58 | 0.3             | 0.1                | 7301.4            | 0.1              |
| 26Feb2019 | 07:59 | 0.3             | 0.1                | 7301.4            | 0.1              |
| 26Feb2019 | 08:00 | 0.3             | 0.1                | 7301.4            | 0.1              |
| 26Feb2019 | 08:01 | 0.3             | 0.1                | 7301.4            | 0.1              |
| 26Feb2019 | 08:02 | 0.3             | 0.1                | 7301.4            | 0.1              |
| 26Feb2019 | 08:03 | 0.3             | 0.1                | 7301.4            | 0.1              |
| 26Feb2019 | 08:04 | 0.3             | 0.1                | 7301.4            | 0.1              |
| 26Feb2019 | 08:05 | 0.3             | 0.1                | 7301.4            | 0.1              |
| 26Feb2019 | 08:06 | 0.3             | 0.1                | 7301.4            | 0.1              |
| 26Feb2019 | 08:07 | 0.3             | 0.1                | 7301.4            | 0.1              |
| 26Feb2019 | 08:08 | 0.3             | 0.1                | 7301.4            | 0.1              |
| 26Feb2019 | 08:09 | 0.3             | 0.1                | 7301.4            | 0.1              |
| 26Feb2019 | 08:10 | 0.3             | 0.1                | 7301.4            | 0.1              |

| Date      | Time  | Inflow<br>(CFS) | Storage<br>(AC-FT) | Elevation<br>(FT) | Outflow<br>(CFS) |
|-----------|-------|-----------------|--------------------|-------------------|------------------|
| 26Feb2019 | 08:11 | 0.3             | 0.1                | 7301.4            | 0.1              |
| 26Feb2019 | 08:12 | 0.3             | 0.1                | 7301.4            | 0.1              |
| 26Feb2019 | 08:13 | 0.3             | 0.1                | 7301.4            | 0.1              |
| 26Feb2019 | 08:14 | 0.3             | 0.1                | 7301.4            | 0.1              |
| 26Feb2019 | 08:15 | 0.3             | 0.1                | 7301.4            | 0.1              |
| 26Feb2019 | 08:16 | 0.3             | 0.1                | 7301.4            | 0.1              |
| 26Feb2019 | 08:17 | 0.3             | 0.1                | 7301.4            | 0.1              |
| 26Feb2019 | 08:18 | 0.3             | 0.1                | 7301.5            | 0.1              |
| 26Feb2019 | 08:19 | 0.3             | 0.1                | 7301.5            | 0.1              |
| 26Feb2019 | 08:20 | 0.3             | 0.1                | 7301.5            | 0.1              |
| 26Feb2019 | 08:21 | 0.3             | 0.1                | 7301.5            | 0.1              |
| 26Feb2019 | 08:22 | 0.3             | 0.1                | 7301.5            | 0.1              |
| 26Feb2019 | 08:23 | 0.3             | 0.1                | 7301.5            | 0.1              |
| 26Feb2019 | 08:24 | 0.3             | 0.1                | 7301.5            | 0.1              |
| 26Feb2019 | 08:25 | 0.3             | 0.1                | 7301.5            | 0.1              |
| 26Feb2019 | 08:26 | 0.3             | 0.1                | 7301.5            | 0.1              |
| 26Feb2019 | 08:27 | 0.3             | 0.1                | 7301.5            | 0.1              |
| 26Feb2019 | 08:28 | 0.3             | 0.1                | 7301.5            | 0.1              |
| 26Feb2019 | 08:29 | 0.3             | 0.1                | 7301.5            | 0.1              |
| 26Feb2019 | 08:30 | 0.3             | 0.1                | 7301.5            | 0.1              |
| 26Feb2019 | 08:31 | 0.3             | 0.1                | 7301.5            | 0.1              |
| 26Feb2019 | 08:32 | 0.3             | 0.1                | 7301.5            | 0.1              |
| 26Feb2019 | 08:33 | 0.3             | 0.1                | 7301.5            | 0.1              |
| 26Feb2019 | 08:34 | 0.3             | 0.1                | 7301.5            | 0.1              |
| 26Feb2019 | 08:35 | 0.3             | 0.1                | 7301.5            | 0.1              |
| 26Feb2019 | 08:36 | 0.3             | 0.1                | 7301.5            | 0.1              |
| 26Feb2019 | 08:37 | 0.3             | 0.1                | 7301.5            | 0.1              |
| 26Feb2019 | 08:38 | 0.3             | 0.1                | 7301.5            | 0.1              |
| 26Feb2019 | 08:39 | 0.3             | 0.1                | 7301.5            | 0.1              |
| 26Feb2019 | 08:40 | 0.3             | 0.1                | 7301.5            | 0.1              |
| 26Feb2019 | 08:41 | 0.3             | 0.1                | 7301.5            | 0.1              |

| Date      | Time  | Inflow<br>(CFS) | Storage<br>(AC-FT) | Elevation<br>(FT) | Outflow<br>(CFS) |
|-----------|-------|-----------------|--------------------|-------------------|------------------|
| 26Feb2019 | 08:42 | 0.3             | 0.1                | 7301.5            | 0.1              |
| 26Feb2019 | 08:43 | 0.3             | 0.1                | 7301.5            | 0.1              |
| 26Feb2019 | 08:44 | 0.3             | 0.1                | 7301.5            | 0.1              |
| 26Feb2019 | 08:45 | 0.3             | 0.1                | 7301.5            | 0.1              |
| 26Feb2019 | 08:46 | 0.3             | 0.1                | 7301.5            | 0.1              |
| 26Feb2019 | 08:47 | 0.3             | 0.1                | 7301.5            | 0.1              |
| 26Feb2019 | 08:48 | 0.3             | 0.1                | 7301.5            | 0.1              |
| 26Feb2019 | 08:49 | 0.3             | 0.1                | 7301.5            | 0.1              |
| 26Feb2019 | 08:50 | 0.3             | 0.1                | 7301.5            | 0.1              |
| 26Feb2019 | 08:51 | 0.4             | 0.1                | 7301.5            | 0.1              |
| 26Feb2019 | 08:52 | 0.4             | 0.1                | 7301.5            | 0.1              |
| 26Feb2019 | 08:53 | 0.4             | 0.1                | 7301.5            | 0.1              |
| 26Feb2019 | 08:54 | 0.4             | 0.1                | 7301.5            | 0.1              |
| 26Feb2019 | 08:55 | 0.4             | 0.1                | 7301.5            | 0.1              |
| 26Feb2019 | 08:56 | 0.4             | 0.1                | 7301.5            | 0.1              |
| 26Feb2019 | 08:57 | 0.4             | 0.1                | 7301.5            | 0.1              |
| 26Feb2019 | 08:58 | 0.4             | 0.1                | 7301.5            | 0.1              |
| 26Feb2019 | 08:59 | 0.4             | 0.1                | 7301.6            | 0.1              |
| 26Feb2019 | 09:00 | 0.4             | 0.1                | 7301.6            | 0.1              |
| 26Feb2019 | 09:01 | 0.4             | 0.1                | 7301.6            | 0.1              |
| 26Feb2019 | 09:02 | 0.4             | 0.1                | 7301.6            | 0.1              |
| 26Feb2019 | 09:03 | 0.4             | 0.1                | 7301.6            | 0.1              |
| 26Feb2019 | 09:04 | 0.4             | 0.1                | 7301.6            | 0.1              |
| 26Feb2019 | 09:05 | 0.4             | 0.1                | 7301.6            | 0.1              |
| 26Feb2019 | 09:06 | 0.4             | 0.1                | 7301.6            | 0.1              |
| 26Feb2019 | 09:07 | 0.4             | 0.1                | 7301.6            | 0.1              |
| 26Feb2019 | 09:08 | 0.4             | 0.1                | 7301.6            | 0.1              |
| 26Feb2019 | 09:09 | 0.4             | 0.1                | 7301.6            | 0.1              |
| 26Feb2019 | 09:10 | 0.4             | 0.1                | 7301.6            | 0.1              |
| 26Feb2019 | 09:11 | 0.4             | 0.1                | 7301.6            | 0.1              |
| 26Feb2019 | 09:12 | 0.4             | 0.1                | 7301.6            | 0.1              |

| Date      | Time  | Inflow<br>(CFS) | Storage<br>(AC-FT) | Elevation<br>(FT) | Outflow<br>(CFS) |
|-----------|-------|-----------------|--------------------|-------------------|------------------|
| 26Feb2019 | 09:13 | 0.4             | 0.1                | 7301.6            | 0.1              |
| 26Feb2019 | 09:14 | 0.4             | 0.1                | 7301.6            | 0.1              |
| 26Feb2019 | 09:15 | 0.4             | 0.1                | 7301.6            | 0.1              |
| 26Feb2019 | 09:16 | 0.4             | 0.1                | 7301.6            | 0.1              |
| 26Feb2019 | 09:17 | 0.4             | 0.1                | 7301.6            | 0.1              |
| 26Feb2019 | 09:18 | 0.4             | 0.1                | 7301.6            | 0.1              |
| 26Feb2019 | 09:19 | 0.4             | 0.1                | 7301.6            | 0.1              |
| 26Feb2019 | 09:20 | 0.4             | 0.1                | 7301.6            | 0.1              |
| 26Feb2019 | 09:21 | 0.4             | 0.1                | 7301.6            | 0.1              |
| 26Feb2019 | 09:22 | 0.4             | 0.1                | 7301.6            | 0.1              |
| 26Feb2019 | 09:23 | 0.4             | 0.1                | 7301.6            | 0.1              |
| 26Feb2019 | 09:24 | 0.4             | 0.1                | 7301.6            | 0.1              |
| 26Feb2019 | 09:25 | 0.4             | 0.1                | 7301.6            | 0.1              |
| 26Feb2019 | 09:26 | 0.4             | 0.1                | 7301.6            | 0.1              |
| 26Feb2019 | 09:27 | 0.4             | 0.1                | 7301.6            | 0.1              |
| 26Feb2019 | 09:28 | 0.4             | 0.1                | 7301.6            | 0.1              |
| 26Feb2019 | 09:29 | 0.4             | 0.1                | 7301.6            | 0.1              |
| 26Feb2019 | 09:30 | 0.4             | 0.1                | 7301.6            | 0.1              |
| 26Feb2019 | 09:31 | 0.4             | 0.1                | 7301.7            | 0.1              |
| 26Feb2019 | 09:32 | 0.4             | 0.1                | 7301.7            | 0.1              |
| 26Feb2019 | 09:33 | 0.4             | 0.1                | 7301.7            | 0.1              |
| 26Feb2019 | 09:34 | 0.4             | 0.1                | 7301.7            | 0.1              |
| 26Feb2019 | 09:35 | 0.4             | 0.1                | 7301.7            | 0.1              |
| 26Feb2019 | 09:36 | 0.4             | 0.1                | 7301.7            | 0.1              |
| 26Feb2019 | 09:37 | 0.4             | 0.1                | 7301.7            | 0.1              |
| 26Feb2019 | 09:38 | 0.4             | 0.1                | 7301.7            | 0.1              |
| 26Feb2019 | 09:39 | 0.4             | 0.1                | 7301.7            | 0.1              |
| 26Feb2019 | 09:40 | 0.4             | 0.1                | 7301.7            | 0.1              |
| 26Feb2019 | 09:41 | 0.4             | 0.1                | 7301.7            | 0.1              |
| 26Feb2019 | 09:42 | 0.4             | 0.1                | 7301.7            | 0.1              |
| 26Feb2019 | 09:43 | 0.4             | 0.1                | 7301.7            | 0.1              |

| Date      | Time  | Inflow<br>(CFS) | Storage<br>(AC-FT) | Elevation<br>(FT) | Outflow<br>(CFS) |
|-----------|-------|-----------------|--------------------|-------------------|------------------|
| 26Feb2019 | 09:44 | 0.4             | 0.1                | 7301.7            | 0.1              |
| 26Feb2019 | 09:45 | 0.4             | 0.1                | 7301.7            | 0.1              |
| 26Feb2019 | 09:46 | 0.4             | 0.1                | 7301.7            | 0.1              |
| 26Feb2019 | 09:47 | 0.4             | 0.1                | 7301.7            | 0.1              |
| 26Feb2019 | 09:48 | 0.4             | 0.1                | 7301.7            | 0.1              |
| 26Feb2019 | 09:49 | 0.4             | 0.1                | 7301.7            | 0.1              |
| 26Feb2019 | 09:50 | 0.4             | 0.1                | 7301.7            | 0.1              |
| 26Feb2019 | 09:51 | 0.4             | 0.1                | 7301.7            | 0.1              |
| 26Feb2019 | 09:52 | 0.4             | 0.1                | 7301.7            | 0.1              |
| 26Feb2019 | 09:53 | 0.4             | 0.1                | 7301.7            | 0.1              |
| 26Feb2019 | 09:54 | 0.4             | 0.1                | 7301.7            | 0.1              |
| 26Feb2019 | 09:55 | 0.4             | 0.1                | 7301.7            | 0.1              |
| 26Feb2019 | 09:56 | 0.4             | 0.1                | 7301.7            | 0.1              |
| 26Feb2019 | 09:57 | 0.4             | 0.1                | 7301.7            | 0.1              |
| 26Feb2019 | 09:58 | 0.4             | 0.1                | 7301.7            | 0.1              |
| 26Feb2019 | 09:59 | 0.5             | 0.1                | 7301.7            | 0.1              |
| 26Feb2019 | 10:00 | 0.5             | 0.1                | 7301.7            | 0.1              |
| 26Feb2019 | 10:01 | 0.5             | 0.1                | 7301.7            | 0.1              |
| 26Feb2019 | 10:02 | 0.5             | 0.1                | 7301.8            | 0.1              |
| 26Feb2019 | 10:03 | 0.5             | 0.1                | 7301.8            | 0.1              |
| 26Feb2019 | 10:04 | 0.5             | 0.1                | 7301.8            | 0.1              |
| 26Feb2019 | 10:05 | 0.5             | 0.1                | 7301.8            | 0.1              |
| 26Feb2019 | 10:06 | 0.5             | 0.1                | 7301.8            | 0.1              |
| 26Feb2019 | 10:07 | 0.5             | 0.1                | 7301.8            | 0.1              |
| 26Feb2019 | 10:08 | 0.5             | 0.1                | 7301.8            | 0.1              |
| 26Feb2019 | 10:09 | 0.5             | 0.1                | 7301.8            | 0.1              |
| 26Feb2019 | 10:10 | 0.5             | 0.1                | 7301.8            | 0.1              |
| 26Feb2019 | 10:11 | 0.5             | 0.1                | 7301.8            | 0.1              |
| 26Feb2019 | 10:12 | 0.5             | 0.1                | 7301.8            | 0.1              |
| 26Feb2019 | 10:13 | 0.5             | 0.1                | 7301.8            | 0.1              |
| 26Feb2019 | 10:14 | 0.5             | 0.1                | 7301.8            | 0.1              |

| Date      | Time  | Inflow<br>(CFS) | Storage<br>(AC-FT) | Elevation<br>(FT) | Outflow<br>(CFS) |
|-----------|-------|-----------------|--------------------|-------------------|------------------|
| 26Feb2019 | 10:15 | 0.5             | 0.1                | 7301.8            | 0.1              |
| 26Feb2019 | 10:16 | 0.5             | 0.1                | 7301.8            | 0.1              |
| 26Feb2019 | 10:17 | 0.5             | 0.1                | 7301.8            | 0.1              |
| 26Feb2019 | 10:18 | 0.5             | 0.1                | 7301.8            | 0.1              |
| 26Feb2019 | 10:19 | 0.5             | 0.1                | 7301.8            | 0.1              |
| 26Feb2019 | 10:20 | 0.5             | 0.1                | 7301.8            | 0.1              |
| 26Feb2019 | 10:21 | 0.5             | 0.1                | 7301.8            | 0.1              |
| 26Feb2019 | 10:22 | 0.5             | 0.1                | 7301.8            | 0.1              |
| 26Feb2019 | 10:23 | 0.5             | 0.1                | 7301.8            | 0.1              |
| 26Feb2019 | 10:24 | 0.6             | 0.1                | 7301.8            | 0.1              |
| 26Feb2019 | 10:25 | 0.6             | 0.1                | 7301.8            | 0.1              |
| 26Feb2019 | 10:26 | 0.6             | 0.1                | 7301.9            | 0.1              |
| 26Feb2019 | 10:27 | 0.6             | 0.1                | 7301.9            | 0.1              |
| 26Feb2019 | 10:28 | 0.6             | 0.1                | 7301.9            | 0.1              |
| 26Feb2019 | 10:29 | 0.6             | 0.1                | 7301.9            | 0.1              |
| 26Feb2019 | 10:30 | 0.6             | 0.2                | 7301.9            | 0.1              |
| 26Feb2019 | 10:31 | 0.6             | 0.2                | 7301.9            | 0.1              |
| 26Feb2019 | 10:32 | 0.6             | 0.2                | 7301.9            | 0.1              |
| 26Feb2019 | 10:33 | 0.6             | 0.2                | 7301.9            | 0.1              |
| 26Feb2019 | 10:34 | 0.6             | 0.2                | 7301.9            | 0.1              |
| 26Feb2019 | 10:35 | 0.6             | 0.2                | 7301.9            | 0.1              |
| 26Feb2019 | 10:36 | 0.6             | 0.2                | 7301.9            | 0.1              |
| 26Feb2019 | 10:37 | 0.6             | 0.2                | 7301.9            | 0.1              |
| 26Feb2019 | 10:38 | 0.6             | 0.2                | 7301.9            | 0.1              |
| 26Feb2019 | 10:39 | 0.6             | 0.2                | 7301.9            | 0.1              |
| 26Feb2019 | 10:40 | 0.6             | 0.2                | 7301.9            | 0.1              |
| 26Feb2019 | 10:41 | 0.6             | 0.2                | 7301.9            | 0.1              |
| 26Feb2019 | 10:42 | 0.6             | 0.2                | 7301.9            | 0.1              |
| 26Feb2019 | 10:43 | 0.7             | 0.2                | 7301.9            | 0.1              |
| 26Feb2019 | 10:44 | 0.7             | 0.2                | 7301.9            | 0.1              |
| 26Feb2019 | 10:45 | 0.7             | 0.2                | 7301.9            | 0.1              |



| Date      | Time  | Inflow<br>(CFS) | Storage<br>(AC-FT) | Elevation<br>(FT) | Outflow<br>(CFS) |
|-----------|-------|-----------------|--------------------|-------------------|------------------|
| 26Feb2019 | 10:46 | 0.7             | 0.2                | 7302.0            | 0.1              |
| 26Feb2019 | 10:47 | 0.7             | 0.2                | 7302.0            | 0.1              |
| 26Feb2019 | 10:48 | 0.7             | 0.2                | 7302.0            | 0.1              |
| 26Feb2019 | 10:49 | 0.7             | 0.2                | 7302.0            | 0.1              |
| 26Feb2019 | 10:50 | 0.7             | 0.2                | 7302.0            | 0.1              |
| 26Feb2019 | 10:51 | 0.7             | 0.2                | 7302.0            | 0.1              |
| 26Feb2019 | 10:52 | 0.7             | 0.2                | 7302.0            | 0.1              |
| 26Feb2019 | 10:53 | 0.7             | 0.2                | 7302.0            | 0.1              |
| 26Feb2019 | 10:54 | 0.7             | 0.2                | 7302.0            | 0.1              |
| 26Feb2019 | 10:55 | 0.7             | 0.2                | 7302.0            | 0.1              |
| 26Feb2019 | 10:56 | 0.7             | 0.2                | 7302.0            | 0.1              |
| 26Feb2019 | 10:57 | 0.8             | 0.2                | 7302.0            | 0.1              |
| 26Feb2019 | 10:58 | 0.8             | 0.2                | 7302.0            | 0.1              |
| 26Feb2019 | 10:59 | 0.8             | 0.2                | 7302.0            | 0.1              |
| 26Feb2019 | 11:00 | 0.8             | 0.2                | 7302.0            | 0.1              |
| 26Feb2019 | 11:01 | 0.8             | 0.2                | 7302.0            | 0.1              |
| 26Feb2019 | 11:02 | 0.8             | 0.2                | 7302.0            | 0.1              |
| 26Feb2019 | 11:03 | 0.8             | 0.2                | 7302.0            | 0.1              |
| 26Feb2019 | 11:04 | 0.8             | 0.2                | 7302.0            | 0.1              |
| 26Feb2019 | 11:05 | 0.8             | 0.2                | 7302.0            | 0.1              |
| 26Feb2019 | 11:06 | 0.8             | 0.2                | 7302.0            | 0.1              |
| 26Feb2019 | 11:07 | 0.8             | 0.2                | 7302.0            | 0.1              |
| 26Feb2019 | 11:08 | 0.9             | 0.2                | 7302.1            | 0.1              |
| 26Feb2019 | 11:09 | 0.9             | 0.2                | 7302.1            | 0.1              |
| 26Feb2019 | 11:10 | 0.9             | 0.2                | 7302.1            | 0.1              |
| 26Feb2019 | 11:11 | 0.9             | 0.2                | 7302.1            | 0.1              |
| 26Feb2019 | 11:12 | 0.9             | 0.2                | 7302.1            | 0.2              |
| 26Feb2019 | 11:13 | 0.9             | 0.2                | 7302.1            | 0.2              |
| 26Feb2019 | 11:14 | 0.9             | 0.2                | 7302.1            | 0.2              |
| 26Feb2019 | 11:15 | 0.9             | 0.2                | 7302.1            | 0.2              |
| 26Feb2019 | 11:16 | 1.0             | 0.2                | 7302.1            | 0.2              |

| Date      | Time  | Inflow<br>(CFS) | Storage<br>(AC-FT) | Elevation<br>(FT) | Outflow<br>(CFS) |
|-----------|-------|-----------------|--------------------|-------------------|------------------|
| 26Feb2019 | 11:17 | 1.0             | 0.2                | 7302.1            | 0.2              |
| 26Feb2019 | 11:18 | 1.0             | 0.2                | 7302.1            | 0.2              |
| 26Feb2019 | 11:19 | 1.0             | 0.2                | 7302.1            | 0.2              |
| 26Feb2019 | 11:20 | 1.0             | 0.2                | 7302.1            | 0.2              |
| 26Feb2019 | 11:21 | 1.0             | 0.2                | 7302.1            | 0.2              |
| 26Feb2019 | 11:22 | 1.1             | 0.2                | 7302.1            | 0.2              |
| 26Feb2019 | 11:23 | 1.1             | 0.2                | 7302.1            | 0.2              |
| 26Feb2019 | 11:24 | 1.1             | 0.2                | 7302.1            | 0.2              |
| 26Feb2019 | 11:25 | 1.1             | 0.2                | 7302.1            | 0.2              |
| 26Feb2019 | 11:26 | 1.1             | 0.2                | 7302.1            | 0.2              |
| 26Feb2019 | 11:27 | 1.2             | 0.2                | 7302.1            | 0.2              |
| 26Feb2019 | 11:28 | 1.2             | 0.2                | 7302.1            | 0.2              |
| 26Feb2019 | 11:29 | 1.2             | 0.2                | 7302.1            | 0.2              |
| 26Feb2019 | 11:30 | 1.2             | 0.2                | 7302.2            | 0.2              |
| 26Feb2019 | 11:31 | 1.2             | 0.2                | 7302.2            | 0.2              |
| 26Feb2019 | 11:32 | 1.3             | 0.2                | 7302.2            | 0.2              |
| 26Feb2019 | 11:33 | 1.3             | 0.2                | 7302.2            | 0.2              |
| 26Feb2019 | 11:34 | 1.4             | 0.2                | 7302.2            | 0.2              |
| 26Feb2019 | 11:35 | 1.4             | 0.2                | 7302.2            | 0.2              |
| 26Feb2019 | 11:36 | 1.5             | 0.2                | 7302.2            | 0.2              |
| 26Feb2019 | 11:37 | 1.6             | 0.2                | 7302.2            | 0.2              |
| 26Feb2019 | 11:38 | 1.7             | 0.2                | 7302.2            | 0.2              |
| 26Feb2019 | 11:39 | 1.8             | 0.2                | 7302.2            | 0.2              |
| 26Feb2019 | 11:40 | 2.0             | 0.2                | 7302.2            | 0.2              |
| 26Feb2019 | 11:41 | 2.2             | 0.2                | 7302.2            | 0.2              |
| 26Feb2019 | 11:42 | 2.4             | 0.2                | 7302.2            | 0.2              |
| 26Feb2019 | 11:43 | 2.6             | 0.2                | 7302.3            | 0.2              |
| 26Feb2019 | 11:44 | 2.9             | 0.2                | 7302.3            | 0.2              |
| 26Feb2019 | 11:45 | 3.2             | 0.2                | 7302.3            | 0.3              |
| 26Feb2019 | 11:46 | 3.5             | 0.2                | 7302.3            | 0.3              |
| 26Feb2019 | 11:47 | 3.9             | 0.2                | 7302.3            | 0.3              |

| Date      | Time  | Inflow<br>(CFS) | Storage<br>(AC-FT) | Elevation<br>(FT) | Outflow<br>(CFS) |
|-----------|-------|-----------------|--------------------|-------------------|------------------|
| 26Feb2019 | 11:48 | 4.3             | 0.3                | 7302.3            | 0.3              |
| 26Feb2019 | 11:49 | 4.8             | 0.3                | 7302.4            | 0.3              |
| 26Feb2019 | 11:50 | 5.4             | 0.3                | 7302.4            | 0.3              |
| 26Feb2019 | 11:51 | 6.4             | 0.3                | 7302.4            | 0.3              |
| 26Feb2019 | 11:52 | 7.8             | 0.3                | 7302.5            | 0.3              |
| 26Feb2019 | 11:53 | 9.7             | 0.3                | 7302.5            | 0.4              |
| 26Feb2019 | 11:54 | 12.0            | 0.3                | 7302.6            | 0.4              |
| 26Feb2019 | 11:55 | 14.5            | 0.3                | 7302.6            | 0.4              |
| 26Feb2019 | 11:56 | 16.9            | 0.3                | 7302.7            | 0.4              |
| 26Feb2019 | 11:57 | 19.0            | 0.4                | 7302.8            | 0.5              |
| 26Feb2019 | 11:58 | 20.7            | 0.4                | 7302.9            | 0.5              |
| 26Feb2019 | 11:59 | 22.0            | 0.4                | 7303.0            | 0.9              |
| 26Feb2019 | 12:00 | 22.8            | 0.5                | 7303.1            | 2.3              |
| 26Feb2019 | 12:01 | 23.4            | 0.5                | 7303.2            | 3.7              |
| 26Feb2019 | 12:02 | 23.6            | 0.5                | 7303.2            | 5.0              |
| 26Feb2019 | 12:03 | 23.2            | 0.5                | 7303.3            | 6.2              |
| 26Feb2019 | 12:04 | 22.3            | 0.6                | 7303.4            | 7.3              |
| 26Feb2019 | 12:05 | 20.9            | 0.6                | 7303.4            | 8.3              |
| 26Feb2019 | 12:06 | 19.2            | 0.6                | 7303.5            | 9.0              |
| 26Feb2019 | 12:07 | 17.4            | 0.6                | 7303.5            | 9.7              |
| 26Feb2019 | 12:08 | 15.5            | 0.6                | 7303.5            | 10.1             |
| 26Feb2019 | 12:09 | 13.8            | 0.6                | 7303.5            | 10.4             |
| 26Feb2019 | 12:10 | 12.2            | 0.6                | 7303.6            | 10.6             |
| 26Feb2019 | 12:11 | 10.9            | 0.6                | 7303.6            | 10.6             |
| 26Feb2019 | 12:12 | 9.7             | 0.6                | 7303.6            | 10.6             |
| 26Feb2019 | 12:13 | 8.7             | 0.6                | 7303.6            | 10.5             |
| 26Feb2019 | 12:14 | 7.8             | 0.6                | 7303.5            | 10.4             |
| 26Feb2019 | 12:15 | 7.0             | 0.6                | 7303.5            | 10.2             |
| 26Feb2019 | 12:16 | 6.3             | 0.6                | 7303.5            | 9.9              |
| 26Feb2019 | 12:17 | 5.6             | 0.6                | 7303.5            | 9.7              |
| 26Feb2019 | 12:18 | 5.1             | 0.6                | 7303.5            | 9.4              |

| Date      | Time  | Inflow<br>(CFS) | Storage<br>(AC-FT) | Elevation<br>(FT) | Outflow<br>(CFS) |
|-----------|-------|-----------------|--------------------|-------------------|------------------|
| 26Feb2019 | 12:19 | 4.6             | 0.6                | 7303.5            | 9.1              |
| 26Feb2019 | 12:20 | 4.2             | 0.6                | 7303.5            | 8.8              |
| 26Feb2019 | 12:21 | 3.9             | 0.6                | 7303.4            | 8.5              |
| 26Feb2019 | 12:22 | 3.6             | 0.6                | 7303.4            | 8.1              |
| 26Feb2019 | 12:23 | 3.3             | 0.6                | 7303.4            | 7.8              |
| 26Feb2019 | 12:24 | 3.1             | 0.6                | 7303.4            | 7.5              |
| 26Feb2019 | 12:25 | 2.9             | 0.6                | 7303.4            | 7.2              |
| 26Feb2019 | 12:26 | 2.7             | 0.5                | 7303.4            | 6.9              |
| 26Feb2019 | 12:27 | 2.6             | 0.5                | 7303.3            | 6.7              |
| 26Feb2019 | 12:28 | 2.4             | 0.5                | 7303.3            | 6.4              |
| 26Feb2019 | 12:29 | 2.3             | 0.5                | 7303.3            | 6.1              |
| 26Feb2019 | 12:30 | 2.2             | 0.5                | 7303.3            | 5.9              |
| 26Feb2019 | 12:31 | 2.1             | 0.5                | 7303.3            | 5.6              |
| 26Feb2019 | 12:32 | 2.0             | 0.5                | 7303.3            | 5.4              |
| 26Feb2019 | 12:33 | 1.9             | 0.5                | 7303.3            | 5.1              |
| 26Feb2019 | 12:34 | 1.8             | 0.5                | 7303.2            | 4.9              |
| 26Feb2019 | 12:35 | 1.8             | 0.5                | 7303.2            | 4.7              |
| 26Feb2019 | 12:36 | 1.7             | 0.5                | 7303.2            | 4.5              |
| 26Feb2019 | 12:37 | 1.6             | 0.5                | 7303.2            | 4.3              |
| 26Feb2019 | 12:38 | 1.6             | 0.5                | 7303.2            | 4.2              |
| 26Feb2019 | 12:39 | 1.5             | 0.5                | 7303.2            | 4.0              |
| 26Feb2019 | 12:40 | 1.5             | 0.5                | 7303.2            | 3.8              |
| 26Feb2019 | 12:41 | 1.4             | 0.5                | 7303.2            | 3.7              |
| 26Feb2019 | 12:42 | 1.4             | 0.5                | 7303.2            | 3.5              |
| 26Feb2019 | 12:43 | 1.3             | 0.5                | 7303.2            | 3.4              |
| 26Feb2019 | 12:44 | 1.3             | 0.5                | 7303.1            | 3.2              |
| 26Feb2019 | 12:45 | 1.3             | 0.5                | 7303.1            | 3.1              |
| 26Feb2019 | 12:46 | 1.2             | 0.5                | 7303.1            | 3.0              |
| 26Feb2019 | 12:47 | 1.2             | 0.5                | 7303.1            | 2.9              |
| 26Feb2019 | 12:48 | 1.2             | 0.5                | 7303.1            | 2.7              |
| 26Feb2019 | 12:49 | 1.1             | 0.5                | 7303.1            | 2.6              |

| Date      | Time  | Inflow<br>(CFS) | Storage<br>(AC-FT) | Elevation<br>(FT) | Outflow<br>(CFS) |
|-----------|-------|-----------------|--------------------|-------------------|------------------|
| 26Feb2019 | 12:50 | 1.1             | 0.5                | 7303.1            | 2.5              |
| 26Feb2019 | 12:51 | 1.1             | 0.5                | 7303.1            | 2.4              |
| 26Feb2019 | 12:52 | 1.1             | 0.5                | 7303.1            | 2.4              |
| 26Feb2019 | 12:53 | 1.1             | 0.5                | 7303.1            | 2.3              |
| 26Feb2019 | 12:54 | 1.0             | 0.5                | 7303.1            | 2.2              |
| 26Feb2019 | 12:55 | 1.0             | 0.5                | 7303.1            | 2.1              |
| 26Feb2019 | 12:56 | 1.0             | 0.5                | 7303.1            | 2.0              |
| 26Feb2019 | 12:57 | 1.0             | 0.4                | 7303.1            | 2.0              |
| 26Feb2019 | 12:58 | 1.0             | 0.4                | 7303.1            | 1.9              |
| 26Feb2019 | 12:59 | 1.0             | 0.4                | 7303.1            | 1.8              |
| 26Feb2019 | 13:00 | 1.0             | 0.4                | 7303.1            | 1.8              |
| 26Feb2019 | 13:01 | 0.9             | 0.4                | 7303.1            | 1.7              |
| 26Feb2019 | 13:02 | 0.9             | 0.4                | 7303.1            | 1.7              |
| 26Feb2019 | 13:03 | 0.9             | 0.4                | 7303.1            | 1.6              |
| 26Feb2019 | 13:04 | 0.9             | 0.4                | 7303.1            | 1.6              |
| 26Feb2019 | 13:05 | 0.9             | 0.4                | 7303.1            | 1.5              |
| 26Feb2019 | 13:06 | 0.9             | 0.4                | 7303.1            | 1.5              |
| 26Feb2019 | 13:07 | 0.9             | 0.4                | 7303.0            | 1.5              |
| 26Feb2019 | 13:08 | 0.9             | 0.4                | 7303.0            | 1.4              |
| 26Feb2019 | 13:09 | 0.8             | 0.4                | 7303.0            | 1.4              |
| 26Feb2019 | 13:10 | 0.8             | 0.4                | 7303.0            | 1.3              |
| 26Feb2019 | 13:11 | 0.8             | 0.4                | 7303.0            | 1.3              |
| 26Feb2019 | 13:12 | 0.8             | 0.4                | 7303.0            | 1.3              |
| 26Feb2019 | 13:13 | 0.8             | 0.4                | 7303.0            | 1.2              |
| 26Feb2019 | 13:14 | 0.8             | 0.4                | 7303.0            | 1.2              |
| 26Feb2019 | 13:15 | 0.8             | 0.4                | 7303.0            | 1.2              |
| 26Feb2019 | 13:16 | 0.8             | 0.4                | 7303.0            | 1.2              |
| 26Feb2019 | 13:17 | 0.8             | 0.4                | 7303.0            | 1.1              |
| 26Feb2019 | 13:18 | 0.8             | 0.4                | 7303.0            | 1.1              |
| 26Feb2019 | 13:19 | 0.8             | 0.4                | 7303.0            | 1.1              |
| 26Feb2019 | 13:20 | 0.8             | 0.4                | 7303.0            | 1.1              |

| Date      | Time  | Inflow<br>(CFS) | Storage<br>(AC-FT) | Elevation<br>(FT) | Outflow<br>(CFS) |
|-----------|-------|-----------------|--------------------|-------------------|------------------|
| 26Feb2019 | 13:21 | 0.7             | 0.4                | 7303.0            | 1.0              |
| 26Feb2019 | 13:22 | 0.7             | 0.4                | 7303.0            | 1.0              |
| 26Feb2019 | 13:23 | 0.7             | 0.4                | 7303.0            | 1.0              |
| 26Feb2019 | 13:24 | 0.7             | 0.4                | 7303.0            | 1.0              |
| 26Feb2019 | 13:25 | 0.7             | 0.4                | 7303.0            | 1.0              |
| 26Feb2019 | 13:26 | 0.7             | 0.4                | 7303.0            | 1.0              |
| 26Feb2019 | 13:27 | 0.7             | 0.4                | 7303.0            | 0.9              |
| 26Feb2019 | 13:28 | 0.7             | 0.4                | 7303.0            | 0.9              |
| 26Feb2019 | 13:29 | 0.7             | 0.4                | 7303.0            | 0.9              |
| 26Feb2019 | 13:30 | 0.7             | 0.4                | 7303.0            | 0.9              |
| 26Feb2019 | 13:31 | 0.7             | 0.4                | 7303.0            | 0.9              |
| 26Feb2019 | 13:32 | 0.7             | 0.4                | 7303.0            | 0.9              |
| 26Feb2019 | 13:33 | 0.7             | 0.4                | 7303.0            | 0.9              |
| 26Feb2019 | 13:34 | 0.7             | 0.4                | 7303.0            | 0.8              |
| 26Feb2019 | 13:35 | 0.7             | 0.4                | 7303.0            | 0.8              |
| 26Feb2019 | 13:36 | 0.7             | 0.4                | 7303.0            | 0.8              |
| 26Feb2019 | 13:37 | 0.6             | 0.4                | 7303.0            | 0.8              |
| 26Feb2019 | 13:38 | 0.6             | 0.4                | 7303.0            | 0.8              |
| 26Feb2019 | 13:39 | 0.6             | 0.4                | 7303.0            | 0.8              |
| 26Feb2019 | 13:40 | 0.6             | 0.4                | 7303.0            | 0.8              |
| 26Feb2019 | 13:41 | 0.6             | 0.4                | 7303.0            | 0.8              |
| 26Feb2019 | 13:42 | 0.6             | 0.4                | 7303.0            | 0.8              |
| 26Feb2019 | 13:43 | 0.6             | 0.4                | 7303.0            | 0.7              |
| 26Feb2019 | 13:44 | 0.6             | 0.4                | 7303.0            | 0.7              |
| 26Feb2019 | 13:45 | 0.6             | 0.4                | 7303.0            | 0.7              |
| 26Feb2019 | 13:46 | 0.6             | 0.4                | 7303.0            | 0.7              |
| 26Feb2019 | 13:47 | 0.6             | 0.4                | 7303.0            | 0.7              |
| 26Feb2019 | 13:48 | 0.6             | 0.4                | 7303.0            | 0.7              |
| 26Feb2019 | 13:49 | 0.6             | 0.4                | 7303.0            | 0.7              |
| 26Feb2019 | 13:50 | 0.6             | 0.4                | 7303.0            | 0.7              |
| 26Feb2019 | 13:51 | 0.6             | 0.4                | 7303.0            | 0.7              |

| Date      | Time  | Inflow<br>(CFS) | Storage<br>(AC-FT) | Elevation<br>(FT) | Outflow<br>(CFS) |
|-----------|-------|-----------------|--------------------|-------------------|------------------|
| 26Feb2019 | 13:52 | 0.6             | 0.4                | 7303.0            | 0.7              |
| 26Feb2019 | 13:53 | 0.6             | 0.4                | 7303.0            | 0.7              |
| 26Feb2019 | 13:54 | 0.6             | 0.4                | 7303.0            | 0.7              |
| 26Feb2019 | 13:55 | 0.6             | 0.4                | 7303.0            | 0.7              |
| 26Feb2019 | 13:56 | 0.6             | 0.4                | 7303.0            | 0.6              |
| 26Feb2019 | 13:57 | 0.5             | 0.4                | 7303.0            | 0.6              |
| 26Feb2019 | 13:58 | 0.5             | 0.4                | 7303.0            | 0.6              |
| 26Feb2019 | 13:59 | 0.5             | 0.4                | 7303.0            | 0.6              |
| 26Feb2019 | 14:00 | 0.5             | 0.4                | 7303.0            | 0.6              |
| 26Feb2019 | 14:01 | 0.5             | 0.4                | 7303.0            | 0.6              |
| 26Feb2019 | 14:02 | 0.5             | 0.4                | 7303.0            | 0.6              |
| 26Feb2019 | 14:03 | 0.5             | 0.4                | 7303.0            | 0.6              |
| 26Feb2019 | 14:04 | 0.5             | 0.4                | 7303.0            | 0.6              |
| 26Feb2019 | 14:05 | 0.5             | 0.4                | 7303.0            | 0.6              |
| 26Feb2019 | 14:06 | 0.5             | 0.4                | 7303.0            | 0.6              |
| 26Feb2019 | 14:07 | 0.5             | 0.4                | 7303.0            | 0.6              |
| 26Feb2019 | 14:08 | 0.5             | 0.4                | 7303.0            | 0.6              |
| 26Feb2019 | 14:09 | 0.5             | 0.4                | 7303.0            | 0.6              |
| 26Feb2019 | 14:10 | 0.5             | 0.4                | 7303.0            | 0.6              |
| 26Feb2019 | 14:11 | 0.5             | 0.4                | 7303.0            | 0.6              |
| 26Feb2019 | 14:12 | 0.5             | 0.4                | 7303.0            | 0.6              |
| 26Feb2019 | 14:13 | 0.5             | 0.4                | 7303.0            | 0.6              |
| 26Feb2019 | 14:14 | 0.5             | 0.4                | 7303.0            | 0.6              |
| 26Feb2019 | 14:15 | 0.5             | 0.4                | 7303.0            | 0.6              |
| 26Feb2019 | 14:16 | 0.5             | 0.4                | 7303.0            | 0.6              |
| 26Feb2019 | 14:17 | 0.5             | 0.4                | 7303.0            | 0.6              |
| 26Feb2019 | 14:18 | 0.5             | 0.4                | 7303.0            | 0.6              |
| 26Feb2019 | 14:19 | 0.5             | 0.4                | 7303.0            | 0.6              |
| 26Feb2019 | 14:20 | 0.5             | 0.4                | 7303.0            | 0.6              |
| 26Feb2019 | 14:21 | 0.5             | 0.4                | 7303.0            | 0.6              |
| 26Feb2019 | 14:22 | 0.5             | 0.4                | 7303.0            | 0.6              |

| Date      | Time  | Inflow<br>(CFS) | Storage<br>(AC-FT) | Elevation<br>(FT) | Outflow<br>(CFS) |
|-----------|-------|-----------------|--------------------|-------------------|------------------|
| 26Feb2019 | 14:23 | 0.5             | 0.4                | 7303.0            | 0.6              |
| 26Feb2019 | 14:24 | 0.5             | 0.4                | 7303.0            | 0.6              |
| 26Feb2019 | 14:25 | 0.5             | 0.4                | 7303.0            | 0.6              |
| 26Feb2019 | 14:26 | 0.5             | 0.4                | 7303.0            | 0.6              |
| 26Feb2019 | 14:27 | 0.5             | 0.4                | 7303.0            | 0.6              |
| 26Feb2019 | 14:28 | 0.5             | 0.4                | 7303.0            | 0.6              |
| 26Feb2019 | 14:29 | 0.5             | 0.4                | 7303.0            | 0.6              |
| 26Feb2019 | 14:30 | 0.4             | 0.4                | 7303.0            | 0.6              |
| 26Feb2019 | 14:31 | 0.4             | 0.4                | 7303.0            | 0.6              |
| 26Feb2019 | 14:32 | 0.4             | 0.4                | 7303.0            | 0.6              |
| 26Feb2019 | 14:33 | 0.4             | 0.4                | 7303.0            | 0.6              |
| 26Feb2019 | 14:34 | 0.4             | 0.4                | 7303.0            | 0.6              |
| 26Feb2019 | 14:35 | 0.4             | 0.4                | 7303.0            | 0.6              |
| 26Feb2019 | 14:36 | 0.4             | 0.4                | 7303.0            | 0.6              |
| 26Feb2019 | 14:37 | 0.4             | 0.4                | 7303.0            | 0.6              |
| 26Feb2019 | 14:38 | 0.4             | 0.4                | 7303.0            | 0.6              |
| 26Feb2019 | 14:39 | 0.4             | 0.4                | 7303.0            | 0.6              |
| 26Feb2019 | 14:40 | 0.4             | 0.4                | 7303.0            | 0.6              |
| 26Feb2019 | 14:41 | 0.4             | 0.4                | 7303.0            | 0.6              |
| 26Feb2019 | 14:42 | 0.4             | 0.4                | 7303.0            | 0.6              |
| 26Feb2019 | 14:43 | 0.4             | 0.4                | 7303.0            | 0.6              |
| 26Feb2019 | 14:44 | 0.4             | 0.4                | 7303.0            | 0.6              |
| 26Feb2019 | 14:45 | 0.4             | 0.4                | 7303.0            | 0.6              |
| 26Feb2019 | 14:46 | 0.4             | 0.4                | 7303.0            | 0.6              |
| 26Feb2019 | 14:47 | 0.4             | 0.4                | 7303.0            | 0.6              |
| 26Feb2019 | 14:48 | 0.4             | 0.4                | 7303.0            | 0.6              |
| 26Feb2019 | 14:49 | 0.4             | 0.4                | 7303.0            | 0.6              |
| 26Feb2019 | 14:50 | 0.4             | 0.4                | 7303.0            | 0.6              |
| 26Feb2019 | 14:51 | 0.4             | 0.4                | 7303.0            | 0.6              |
| 26Feb2019 | 14:52 | 0.4             | 0.4                | 7303.0            | 0.6              |
| 26Feb2019 | 14:53 | 0.4             | 0.4                | 7303.0            | 0.6              |



| Date      | Time  | Inflow<br>(CFS) | Storage<br>(AC-FT) | Elevation<br>(FT) | Outflow<br>(CFS) |
|-----------|-------|-----------------|--------------------|-------------------|------------------|
| 26Feb2019 | 14:54 | 0.4             | 0.4                | 7303.0            | 0.6              |
| 26Feb2019 | 14:55 | 0.4             | 0.4                | 7303.0            | 0.6              |
| 26Feb2019 | 14:56 | 0.4             | 0.4                | 7303.0            | 0.6              |
| 26Feb2019 | 14:57 | 0.4             | 0.4                | 7303.0            | 0.6              |
| 26Feb2019 | 14:58 | 0.4             | 0.4                | 7303.0            | 0.6              |
| 26Feb2019 | 14:59 | 0.4             | 0.4                | 7303.0            | 0.6              |
| 26Feb2019 | 15:00 | 0.4             | 0.4                | 7303.0            | 0.6              |
| 26Feb2019 | 15:01 | 0.4             | 0.4                | 7303.0            | 0.6              |
| 26Feb2019 | 15:02 | 0.4             | 0.4                | 7303.0            | 0.6              |
| 26Feb2019 | 15:03 | 0.4             | 0.4                | 7303.0            | 0.6              |
| 26Feb2019 | 15:04 | 0.4             | 0.4                | 7303.0            | 0.6              |
| 26Feb2019 | 15:05 | 0.4             | 0.4                | 7303.0            | 0.6              |
| 26Feb2019 | 15:06 | 0.4             | 0.4                | 7303.0            | 0.6              |
| 26Feb2019 | 15:07 | 0.4             | 0.4                | 7303.0            | 0.6              |
| 26Feb2019 | 15:08 | 0.4             | 0.4                | 7303.0            | 0.6              |
| 26Feb2019 | 15:09 | 0.4             | 0.4                | 7303.0            | 0.6              |
| 26Feb2019 | 15:10 | 0.4             | 0.4                | 7303.0            | 0.6              |
| 26Feb2019 | 15:11 | 0.4             | 0.4                | 7303.0            | 0.6              |
| 26Feb2019 | 15:12 | 0.4             | 0.4                | 7303.0            | 0.6              |
| 26Feb2019 | 15:13 | 0.4             | 0.4                | 7303.0            | 0.6              |
| 26Feb2019 | 15:14 | 0.4             | 0.4                | 7303.0            | 0.6              |
| 26Feb2019 | 15:15 | 0.4             | 0.4                | 7303.0            | 0.6              |
| 26Feb2019 | 15:16 | 0.4             | 0.4                | 7302.9            | 0.6              |
| 26Feb2019 | 15:17 | 0.4             | 0.4                | 7302.9            | 0.6              |
| 26Feb2019 | 15:18 | 0.4             | 0.4                | 7302.9            | 0.6              |
| 26Feb2019 | 15:19 | 0.4             | 0.4                | 7302.9            | 0.6              |
| 26Feb2019 | 15:20 | 0.4             | 0.4                | 7302.9            | 0.6              |
| 26Feb2019 | 15:21 | 0.4             | 0.4                | 7302.9            | 0.6              |
| 26Feb2019 | 15:22 | 0.4             | 0.4                | 7302.9            | 0.6              |
| 26Feb2019 | 15:23 | 0.4             | 0.4                | 7302.9            | 0.6              |
| 26Feb2019 | 15:24 | 0.4             | 0.4                | 7302.9            | 0.6              |

| Date      | Time  | Inflow<br>(CFS) | Storage<br>(AC-FT) | Elevation<br>(FT) | Outflow<br>(CFS) |
|-----------|-------|-----------------|--------------------|-------------------|------------------|
| 26Feb2019 | 15:25 | 0.4             | 0.4                | 7302.9            | 0.6              |
| 26Feb2019 | 15:26 | 0.4             | 0.4                | 7302.9            | 0.6              |
| 26Feb2019 | 15:27 | 0.4             | 0.4                | 7302.9            | 0.6              |
| 26Feb2019 | 15:28 | 0.4             | 0.4                | 7302.9            | 0.6              |
| 26Feb2019 | 15:29 | 0.4             | 0.4                | 7302.9            | 0.6              |
| 26Feb2019 | 15:30 | 0.4             | 0.4                | 7302.9            | 0.6              |
| 26Feb2019 | 15:31 | 0.4             | 0.4                | 7302.9            | 0.5              |
| 26Feb2019 | 15:32 | 0.4             | 0.4                | 7302.9            | 0.5              |
| 26Feb2019 | 15:33 | 0.4             | 0.4                | 7302.9            | 0.5              |
| 26Feb2019 | 15:34 | 0.4             | 0.4                | 7302.9            | 0.5              |
| 26Feb2019 | 15:35 | 0.4             | 0.4                | 7302.9            | 0.5              |
| 26Feb2019 | 15:36 | 0.4             | 0.4                | 7302.9            | 0.5              |
| 26Feb2019 | 15:37 | 0.3             | 0.4                | 7302.9            | 0.5              |
| 26Feb2019 | 15:38 | 0.3             | 0.4                | 7302.9            | 0.5              |
| 26Feb2019 | 15:39 | 0.3             | 0.4                | 7302.9            | 0.5              |
| 26Feb2019 | 15:40 | 0.3             | 0.4                | 7302.9            | 0.5              |
| 26Feb2019 | 15:41 | 0.3             | 0.4                | 7302.9            | 0.5              |
| 26Feb2019 | 15:42 | 0.3             | 0.4                | 7302.9            | 0.5              |
| 26Feb2019 | 15:43 | 0.3             | 0.4                | 7302.9            | 0.5              |
| 26Feb2019 | 15:44 | 0.3             | 0.4                | 7302.9            | 0.5              |
| 26Feb2019 | 15:45 | 0.3             | 0.4                | 7302.9            | 0.5              |
| 26Feb2019 | 15:46 | 0.3             | 0.4                | 7302.9            | 0.5              |
| 26Feb2019 | 15:47 | 0.3             | 0.4                | 7302.9            | 0.5              |
| 26Feb2019 | 15:48 | 0.3             | 0.4                | 7302.9            | 0.5              |
| 26Feb2019 | 15:49 | 0.3             | 0.4                | 7302.9            | 0.5              |
| 26Feb2019 | 15:50 | 0.3             | 0.4                | 7302.9            | 0.5              |
| 26Feb2019 | 15:51 | 0.3             | 0.4                | 7302.9            | 0.5              |
| 26Feb2019 | 15:52 | 0.3             | 0.4                | 7302.9            | 0.5              |
| 26Feb2019 | 15:53 | 0.3             | 0.4                | 7302.9            | 0.5              |
| 26Feb2019 | 15:54 | 0.3             | 0.4                | 7302.9            | 0.5              |
| 26Feb2019 | 15:55 | 0.3             | 0.4                | 7302.9            | 0.5              |

| Date      | Time  | Inflow<br>(CFS) | Storage<br>(AC-FT) | Elevation<br>(FT) | Outflow<br>(CFS) |
|-----------|-------|-----------------|--------------------|-------------------|------------------|
| 26Feb2019 | 15:56 | 0.3             | 0.4                | 7302.9            | 0.5              |
| 26Feb2019 | 15:57 | 0.3             | 0.4                | 7302.9            | 0.5              |
| 26Feb2019 | 15:58 | 0.3             | 0.4                | 7302.9            | 0.5              |
| 26Feb2019 | 15:59 | 0.3             | 0.4                | 7302.9            | 0.5              |
| 26Feb2019 | 16:00 | 0.3             | 0.4                | 7302.9            | 0.5              |
| 26Feb2019 | 16:01 | 0.3             | 0.4                | 7302.9            | 0.5              |
| 26Feb2019 | 16:02 | 0.3             | 0.4                | 7302.9            | 0.5              |
| 26Feb2019 | 16:03 | 0.3             | 0.4                | 7302.9            | 0.5              |
| 26Feb2019 | 16:04 | 0.3             | 0.4                | 7302.9            | 0.5              |
| 26Feb2019 | 16:05 | 0.3             | 0.4                | 7302.9            | 0.5              |
| 26Feb2019 | 16:06 | 0.3             | 0.4                | 7302.9            | 0.5              |
| 26Feb2019 | 16:07 | 0.3             | 0.4                | 7302.9            | 0.5              |
| 26Feb2019 | 16:08 | 0.3             | 0.4                | 7302.9            | 0.5              |
| 26Feb2019 | 16:09 | 0.3             | 0.4                | 7302.9            | 0.5              |
| 26Feb2019 | 16:10 | 0.3             | 0.4                | 7302.9            | 0.5              |
| 26Feb2019 | 16:11 | 0.3             | 0.4                | 7302.9            | 0.5              |
| 26Feb2019 | 16:12 | 0.3             | 0.4                | 7302.9            | 0.5              |
| 26Feb2019 | 16:13 | 0.3             | 0.4                | 7302.9            | 0.5              |
| 26Feb2019 | 16:14 | 0.3             | 0.4                | 7302.9            | 0.5              |
| 26Feb2019 | 16:15 | 0.3             | 0.4                | 7302.9            | 0.5              |
| 26Feb2019 | 16:16 | 0.3             | 0.4                | 7302.9            | 0.5              |
| 26Feb2019 | 16:17 | 0.3             | 0.4                | 7302.9            | 0.5              |
| 26Feb2019 | 16:18 | 0.3             | 0.4                | 7302.9            | 0.5              |
| 26Feb2019 | 16:19 | 0.3             | 0.4                | 7302.9            | 0.5              |
| 26Feb2019 | 16:20 | 0.3             | 0.4                | 7302.9            | 0.5              |
| 26Feb2019 | 16:21 | 0.3             | 0.4                | 7302.9            | 0.5              |
| 26Feb2019 | 16:22 | 0.3             | 0.4                | 7302.9            | 0.5              |
| 26Feb2019 | 16:23 | 0.3             | 0.4                | 7302.9            | 0.5              |
| 26Feb2019 | 16:24 | 0.3             | 0.4                | 7302.9            | 0.5              |
| 26Feb2019 | 16:25 | 0.3             | 0.4                | 7302.9            | 0.5              |
| 26Feb2019 | 16:26 | 0.3             | 0.4                | 7302.9            | 0.5              |

| Date      | Time  | Inflow<br>(CFS) | Storage<br>(AC-FT) | Elevation<br>(FT) | Outflow<br>(CFS) |
|-----------|-------|-----------------|--------------------|-------------------|------------------|
| 26Feb2019 | 16:27 | 0.3             | 0.4                | 7302.9            | 0.5              |
| 26Feb2019 | 16:28 | 0.3             | 0.4                | 7302.9            | 0.5              |
| 26Feb2019 | 16:29 | 0.3             | 0.4                | 7302.9            | 0.5              |
| 26Feb2019 | 16:30 | 0.3             | 0.4                | 7302.9            | 0.5              |
| 26Feb2019 | 16:31 | 0.3             | 0.4                | 7302.9            | 0.5              |
| 26Feb2019 | 16:32 | 0.3             | 0.4                | 7302.9            | 0.5              |
| 26Feb2019 | 16:33 | 0.3             | 0.4                | 7302.9            | 0.5              |
| 26Feb2019 | 16:34 | 0.3             | 0.4                | 7302.9            | 0.5              |
| 26Feb2019 | 16:35 | 0.3             | 0.4                | 7302.9            | 0.5              |
| 26Feb2019 | 16:36 | 0.3             | 0.4                | 7302.9            | 0.5              |
| 26Feb2019 | 16:37 | 0.3             | 0.4                | 7302.9            | 0.5              |
| 26Feb2019 | 16:38 | 0.3             | 0.4                | 7302.9            | 0.5              |
| 26Feb2019 | 16:39 | 0.3             | 0.4                | 7302.9            | 0.5              |
| 26Feb2019 | 16:40 | 0.3             | 0.4                | 7302.9            | 0.5              |
| 26Feb2019 | 16:41 | 0.3             | 0.4                | 7302.9            | 0.5              |
| 26Feb2019 | 16:42 | 0.3             | 0.4                | 7302.8            | 0.5              |
| 26Feb2019 | 16:43 | 0.3             | 0.4                | 7302.8            | 0.5              |
| 26Feb2019 | 16:44 | 0.3             | 0.4                | 7302.8            | 0.5              |
| 26Feb2019 | 16:45 | 0.3             | 0.4                | 7302.8            | 0.5              |
| 26Feb2019 | 16:46 | 0.3             | 0.4                | 7302.8            | 0.5              |
| 26Feb2019 | 16:47 | 0.3             | 0.4                | 7302.8            | 0.5              |
| 26Feb2019 | 16:48 | 0.3             | 0.4                | 7302.8            | 0.5              |
| 26Feb2019 | 16:49 | 0.3             | 0.4                | 7302.8            | 0.5              |
| 26Feb2019 | 16:50 | 0.3             | 0.4                | 7302.8            | 0.5              |
| 26Feb2019 | 16:51 | 0.3             | 0.4                | 7302.8            | 0.5              |
| 26Feb2019 | 16:52 | 0.3             | 0.4                | 7302.8            | 0.5              |
| 26Feb2019 | 16:53 | 0.3             | 0.4                | 7302.8            | 0.5              |
| 26Feb2019 | 16:54 | 0.3             | 0.4                | 7302.8            | 0.5              |
| 26Feb2019 | 16:55 | 0.3             | 0.4                | 7302.8            | 0.5              |
| 26Feb2019 | 16:56 | 0.3             | 0.4                | 7302.8            | 0.5              |
| 26Feb2019 | 16:57 | 0.3             | 0.4                | 7302.8            | 0.5              |

| Date      | Time  | Inflow<br>(CFS) | Storage<br>(AC-FT) | Elevation<br>(FT) | Outflow<br>(CFS) |
|-----------|-------|-----------------|--------------------|-------------------|------------------|
| 26Feb2019 | 16:58 | 0.3             | 0.4                | 7302.8            | 0.5              |
| 26Feb2019 | 16:59 | 0.3             | 0.4                | 7302.8            | 0.5              |
| 26Feb2019 | 17:00 | 0.3             | 0.4                | 7302.8            | 0.5              |
| 26Feb2019 | 17:01 | 0.3             | 0.4                | 7302.8            | 0.5              |
| 26Feb2019 | 17:02 | 0.3             | 0.4                | 7302.8            | 0.5              |
| 26Feb2019 | 17:03 | 0.3             | 0.4                | 7302.8            | 0.5              |
| 26Feb2019 | 17:04 | 0.3             | 0.4                | 7302.8            | 0.5              |
| 26Feb2019 | 17:05 | 0.3             | 0.4                | 7302.8            | 0.5              |
| 26Feb2019 | 17:06 | 0.3             | 0.4                | 7302.8            | 0.5              |
| 26Feb2019 | 17:07 | 0.3             | 0.4                | 7302.8            | 0.5              |
| 26Feb2019 | 17:08 | 0.3             | 0.4                | 7302.8            | 0.5              |
| 26Feb2019 | 17:09 | 0.3             | 0.4                | 7302.8            | 0.5              |
| 26Feb2019 | 17:10 | 0.3             | 0.4                | 7302.8            | 0.5              |
| 26Feb2019 | 17:11 | 0.3             | 0.4                | 7302.8            | 0.5              |
| 26Feb2019 | 17:12 | 0.3             | 0.4                | 7302.8            | 0.5              |
| 26Feb2019 | 17:13 | 0.3             | 0.4                | 7302.8            | 0.5              |
| 26Feb2019 | 17:14 | 0.3             | 0.4                | 7302.8            | 0.5              |
| 26Feb2019 | 17:15 | 0.3             | 0.4                | 7302.8            | 0.5              |
| 26Feb2019 | 17:16 | 0.3             | 0.4                | 7302.8            | 0.5              |
| 26Feb2019 | 17:17 | 0.3             | 0.4                | 7302.8            | 0.5              |
| 26Feb2019 | 17:18 | 0.4             | 0.4                | 7302.8            | 0.5              |
| 26Feb2019 | 17:19 | 0.4             | 0.4                | 7302.8            | 0.5              |
| 26Feb2019 | 17:20 | 0.4             | 0.4                | 7302.8            | 0.5              |
| 26Feb2019 | 17:21 | 0.4             | 0.4                | 7302.8            | 0.5              |
| 26Feb2019 | 17:22 | 0.4             | 0.4                | 7302.8            | 0.5              |
| 26Feb2019 | 17:23 | 0.4             | 0.4                | 7302.8            | 0.5              |
| 26Feb2019 | 17:24 | 0.4             | 0.4                | 7302.8            | 0.5              |
| 26Feb2019 | 17:25 | 0.4             | 0.4                | 7302.8            | 0.5              |
| 26Feb2019 | 17:26 | 0.4             | 0.4                | 7302.8            | 0.5              |
| 26Feb2019 | 17:27 | 0.3             | 0.4                | 7302.8            | 0.5              |
| 26Feb2019 | 17:28 | 0.3             | 0.4                | 7302.8            | 0.5              |

| Date      | Time  | Inflow<br>(CFS) | Storage<br>(AC-FT) | Elevation<br>(FT) | Outflow<br>(CFS) |
|-----------|-------|-----------------|--------------------|-------------------|------------------|
| 26Feb2019 | 17:29 | 0.3             | 0.4                | 7302.8            | 0.5              |
| 26Feb2019 | 17:30 | 0.3             | 0.4                | 7302.8            | 0.5              |
| 26Feb2019 | 17:31 | 0.3             | 0.4                | 7302.8            | 0.5              |
| 26Feb2019 | 17:32 | 0.3             | 0.4                | 7302.8            | 0.5              |
| 26Feb2019 | 17:33 | 0.3             | 0.4                | 7302.8            | 0.5              |
| 26Feb2019 | 17:34 | 0.3             | 0.4                | 7302.8            | 0.5              |
| 26Feb2019 | 17:35 | 0.3             | 0.4                | 7302.8            | 0.5              |
| 26Feb2019 | 17:36 | 0.3             | 0.4                | 7302.8            | 0.5              |
| 26Feb2019 | 17:37 | 0.3             | 0.4                | 7302.8            | 0.5              |
| 26Feb2019 | 17:38 | 0.2             | 0.4                | 7302.8            | 0.5              |
| 26Feb2019 | 17:39 | 0.2             | 0.4                | 7302.8            | 0.5              |
| 26Feb2019 | 17:40 | 0.2             | 0.4                | 7302.8            | 0.5              |
| 26Feb2019 | 17:41 | 0.2             | 0.4                | 7302.8            | 0.5              |
| 26Feb2019 | 17:42 | 0.2             | 0.4                | 7302.8            | 0.5              |
| 26Feb2019 | 17:43 | 0.2             | 0.4                | 7302.8            | 0.5              |
| 26Feb2019 | 17:44 | 0.2             | 0.4                | 7302.8            | 0.5              |
| 26Feb2019 | 17:45 | 0.2             | 0.4                | 7302.8            | 0.5              |
| 26Feb2019 | 17:46 | 0.2             | 0.4                | 7302.8            | 0.5              |
| 26Feb2019 | 17:47 | 0.2             | 0.4                | 7302.8            | 0.5              |
| 26Feb2019 | 17:48 | 0.2             | 0.4                | 7302.8            | 0.5              |
| 26Feb2019 | 17:49 | 0.2             | 0.4                | 7302.8            | 0.5              |
| 26Feb2019 | 17:50 | 0.2             | 0.4                | 7302.8            | 0.5              |
| 26Feb2019 | 17:51 | 0.2             | 0.4                | 7302.8            | 0.5              |
| 26Feb2019 | 17:52 | 0.2             | 0.4                | 7302.8            | 0.5              |
| 26Feb2019 | 17:53 | 0.2             | 0.4                | 7302.8            | 0.5              |
| 26Feb2019 | 17:54 | 0.2             | 0.4                | 7302.8            | 0.5              |
| 26Feb2019 | 17:55 | 0.2             | 0.4                | 7302.8            | 0.5              |
| 26Feb2019 | 17:56 | 0.2             | 0.4                | 7302.8            | 0.5              |
| 26Feb2019 | 17:57 | 0.2             | 0.4                | 7302.8            | 0.5              |
| 26Feb2019 | 17:58 | 0.2             | 0.4                | 7302.8            | 0.5              |
| 26Feb2019 | 17:59 | 0.2             | 0.4                | 7302.8            | 0.5              |

| Date      | Time  | Inflow<br>(CFS) | Storage<br>(AC-FT) | Elevation<br>(FT) | Outflow<br>(CFS) |
|-----------|-------|-----------------|--------------------|-------------------|------------------|
| 26Feb2019 | 18:00 | 0.2             | 0.4                | 7302.8            | 0.5              |
| 26Feb2019 | 18:01 | 0.2             | 0.4                | 7302.8            | 0.5              |
| 26Feb2019 | 18:02 | 0.2             | 0.4                | 7302.8            | 0.5              |
| 26Feb2019 | 18:03 | 0.2             | 0.4                | 7302.8            | 0.5              |
| 26Feb2019 | 18:04 | 0.2             | 0.4                | 7302.8            | 0.5              |
| 26Feb2019 | 18:05 | 0.2             | 0.4                | 7302.8            | 0.5              |
| 26Feb2019 | 18:06 | 0.2             | 0.4                | 7302.8            | 0.5              |
| 26Feb2019 | 18:07 | 0.2             | 0.4                | 7302.8            | 0.5              |
| 26Feb2019 | 18:08 | 0.2             | 0.4                | 7302.7            | 0.5              |
| 26Feb2019 | 18:09 | 0.2             | 0.4                | 7302.7            | 0.5              |
| 26Feb2019 | 18:10 | 0.2             | 0.4                | 7302.7            | 0.5              |
| 26Feb2019 | 18:11 | 0.2             | 0.4                | 7302.7            | 0.5              |
| 26Feb2019 | 18:12 | 0.2             | 0.4                | 7302.7            | 0.5              |
| 26Feb2019 | 18:13 | 0.2             | 0.4                | 7302.7            | 0.5              |
| 26Feb2019 | 18:14 | 0.2             | 0.4                | 7302.7            | 0.5              |
| 26Feb2019 | 18:15 | 0.2             | 0.4                | 7302.7            | 0.5              |
| 26Feb2019 | 18:16 | 0.2             | 0.4                | 7302.7            | 0.5              |
| 26Feb2019 | 18:17 | 0.2             | 0.4                | 7302.7            | 0.5              |
| 26Feb2019 | 18:18 | 0.2             | 0.4                | 7302.7            | 0.5              |
| 26Feb2019 | 18:19 | 0.2             | 0.4                | 7302.7            | 0.5              |
| 26Feb2019 | 18:20 | 0.2             | 0.4                | 7302.7            | 0.5              |
| 26Feb2019 | 18:21 | 0.2             | 0.4                | 7302.7            | 0.5              |
| 26Feb2019 | 18:22 | 0.2             | 0.4                | 7302.7            | 0.5              |
| 26Feb2019 | 18:23 | 0.2             | 0.4                | 7302.7            | 0.5              |
| 26Feb2019 | 18:24 | 0.2             | 0.4                | 7302.7            | 0.5              |
| 26Feb2019 | 18:25 | 0.2             | 0.4                | 7302.7            | 0.5              |
| 26Feb2019 | 18:26 | 0.2             | 0.4                | 7302.7            | 0.5              |
| 26Feb2019 | 18:27 | 0.2             | 0.4                | 7302.7            | 0.5              |
| 26Feb2019 | 18:28 | 0.2             | 0.4                | 7302.7            | 0.5              |
| 26Feb2019 | 18:29 | 0.2             | 0.4                | 7302.7            | 0.5              |
| 26Feb2019 | 18:30 | 0.2             | 0.4                | 7302.7            | 0.5              |

| Date      | Time  | Inflow<br>(CFS) | Storage<br>(AC-FT) | Elevation<br>(FT) | Outflow<br>(CFS) |
|-----------|-------|-----------------|--------------------|-------------------|------------------|
| 26Feb2019 | 18:31 | 0.2             | 0.4                | 7302.7            | 0.5              |
| 26Feb2019 | 18:32 | 0.2             | 0.4                | 7302.7            | 0.5              |
| 26Feb2019 | 18:33 | 0.2             | 0.3                | 7302.7            | 0.5              |
| 26Feb2019 | 18:34 | 0.2             | 0.3                | 7302.7            | 0.4              |
| 26Feb2019 | 18:35 | 0.2             | 0.3                | 7302.7            | 0.4              |
| 26Feb2019 | 18:36 | 0.2             | 0.3                | 7302.7            | 0.4              |
| 26Feb2019 | 18:37 | 0.2             | 0.3                | 7302.7            | 0.4              |
| 26Feb2019 | 18:38 | 0.2             | 0.3                | 7302.7            | 0.4              |
| 26Feb2019 | 18:39 | 0.2             | 0.3                | 7302.7            | 0.4              |
| 26Feb2019 | 18:40 | 0.2             | 0.3                | 7302.7            | 0.4              |
| 26Feb2019 | 18:41 | 0.2             | 0.3                | 7302.7            | 0.4              |
| 26Feb2019 | 18:42 | 0.2             | 0.3                | 7302.7            | 0.4              |
| 26Feb2019 | 18:43 | 0.2             | 0.3                | 7302.7            | 0.4              |
| 26Feb2019 | 18:44 | 0.2             | 0.3                | 7302.7            | 0.4              |
| 26Feb2019 | 18:45 | 0.2             | 0.3                | 7302.7            | 0.4              |
| 26Feb2019 | 18:46 | 0.2             | 0.3                | 7302.7            | 0.4              |
| 26Feb2019 | 18:47 | 0.2             | 0.3                | 7302.7            | 0.4              |
| 26Feb2019 | 18:48 | 0.2             | 0.3                | 7302.7            | 0.4              |
| 26Feb2019 | 18:49 | 0.2             | 0.3                | 7302.7            | 0.4              |
| 26Feb2019 | 18:50 | 0.2             | 0.3                | 7302.7            | 0.4              |
| 26Feb2019 | 18:51 | 0.2             | 0.3                | 7302.7            | 0.4              |
| 26Feb2019 | 18:52 | 0.2             | 0.3                | 7302.7            | 0.4              |
| 26Feb2019 | 18:53 | 0.2             | 0.3                | 7302.7            | 0.4              |
| 26Feb2019 | 18:54 | 0.2             | 0.3                | 7302.7            | 0.4              |
| 26Feb2019 | 18:55 | 0.2             | 0.3                | 7302.7            | 0.4              |
| 26Feb2019 | 18:56 | 0.2             | 0.3                | 7302.7            | 0.4              |
| 26Feb2019 | 18:57 | 0.2             | 0.3                | 7302.7            | 0.4              |
| 26Feb2019 | 18:58 | 0.2             | 0.3                | 7302.7            | 0.4              |
| 26Feb2019 | 18:59 | 0.2             | 0.3                | 7302.7            | 0.4              |
| 26Feb2019 | 19:00 | 0.2             | 0.3                | 7302.7            | 0.4              |
| 26Feb2019 | 19:01 | 0.2             | 0.3                | 7302.7            | 0.4              |



| Date      | Time  | Inflow<br>(CFS) | Storage<br>(AC-FT) | Elevation<br>(FT) | Outflow<br>(CFS) |
|-----------|-------|-----------------|--------------------|-------------------|------------------|
| 26Feb2019 | 19:02 | 0.2             | 0.3                | 7302.7            | 0.4              |
| 26Feb2019 | 19:03 | 0.2             | 0.3                | 7302.7            | 0.4              |
| 26Feb2019 | 19:04 | 0.2             | 0.3                | 7302.7            | 0.4              |
| 26Feb2019 | 19:05 | 0.2             | 0.3                | 7302.7            | 0.4              |
| 26Feb2019 | 19:06 | 0.2             | 0.3                | 7302.7            | 0.4              |
| 26Feb2019 | 19:07 | 0.2             | 0.3                | 7302.7            | 0.4              |
| 26Feb2019 | 19:08 | 0.2             | 0.3                | 7302.7            | 0.4              |
| 26Feb2019 | 19:09 | 0.2             | 0.3                | 7302.7            | 0.4              |
| 26Feb2019 | 19:10 | 0.2             | 0.3                | 7302.7            | 0.4              |
| 26Feb2019 | 19:11 | 0.2             | 0.3                | 7302.7            | 0.4              |
| 26Feb2019 | 19:12 | 0.2             | 0.3                | 7302.7            | 0.4              |
| 26Feb2019 | 19:13 | 0.2             | 0.3                | 7302.7            | 0.4              |
| 26Feb2019 | 19:14 | 0.2             | 0.3                | 7302.7            | 0.4              |
| 26Feb2019 | 19:15 | 0.2             | 0.3                | 7302.7            | 0.4              |
| 26Feb2019 | 19:16 | 0.2             | 0.3                | 7302.7            | 0.4              |
| 26Feb2019 | 19:17 | 0.2             | 0.3                | 7302.7            | 0.4              |
| 26Feb2019 | 19:18 | 0.2             | 0.3                | 7302.7            | 0.4              |
| 26Feb2019 | 19:19 | 0.2             | 0.3                | 7302.7            | 0.4              |
| 26Feb2019 | 19:20 | 0.2             | 0.3                | 7302.7            | 0.4              |
| 26Feb2019 | 19:21 | 0.2             | 0.3                | 7302.7            | 0.4              |
| 26Feb2019 | 19:22 | 0.2             | 0.3                | 7302.7            | 0.4              |
| 26Feb2019 | 19:23 | 0.2             | 0.3                | 7302.7            | 0.4              |
| 26Feb2019 | 19:24 | 0.2             | 0.3                | 7302.7            | 0.4              |
| 26Feb2019 | 19:25 | 0.2             | 0.3                | 7302.7            | 0.4              |
| 26Feb2019 | 19:26 | 0.2             | 0.3                | 7302.7            | 0.4              |
| 26Feb2019 | 19:27 | 0.2             | 0.3                | 7302.7            | 0.4              |
| 26Feb2019 | 19:28 | 0.2             | 0.3                | 7302.6            | 0.4              |
| 26Feb2019 | 19:29 | 0.2             | 0.3                | 7302.6            | 0.4              |
| 26Feb2019 | 19:30 | 0.2             | 0.3                | 7302.6            | 0.4              |
| 26Feb2019 | 19:31 | 0.2             | 0.3                | 7302.6            | 0.4              |
| 26Feb2019 | 19:32 | 0.2             | 0.3                | 7302.6            | 0.4              |

| Date      | Time  | Inflow<br>(CFS) | Storage<br>(AC-FT) | Elevation<br>(FT) | Outflow<br>(CFS) |
|-----------|-------|-----------------|--------------------|-------------------|------------------|
| 26Feb2019 | 19:33 | 0.2             | 0.3                | 7302.6            | 0.4              |
| 26Feb2019 | 19:34 | 0.2             | 0.3                | 7302.6            | 0.4              |
| 26Feb2019 | 19:35 | 0.2             | 0.3                | 7302.6            | 0.4              |
| 26Feb2019 | 19:36 | 0.2             | 0.3                | 7302.6            | 0.4              |
| 26Feb2019 | 19:37 | 0.2             | 0.3                | 7302.6            | 0.4              |
| 26Feb2019 | 19:38 | 0.2             | 0.3                | 7302.6            | 0.4              |
| 26Feb2019 | 19:39 | 0.2             | 0.3                | 7302.6            | 0.4              |
| 26Feb2019 | 19:40 | 0.2             | 0.3                | 7302.6            | 0.4              |
| 26Feb2019 | 19:41 | 0.2             | 0.3                | 7302.6            | 0.4              |
| 26Feb2019 | 19:42 | 0.2             | 0.3                | 7302.6            | 0.4              |
| 26Feb2019 | 19:43 | 0.2             | 0.3                | 7302.6            | 0.4              |
| 26Feb2019 | 19:44 | 0.2             | 0.3                | 7302.6            | 0.4              |
| 26Feb2019 | 19:45 | 0.2             | 0.3                | 7302.6            | 0.4              |
| 26Feb2019 | 19:46 | 0.2             | 0.3                | 7302.6            | 0.4              |
| 26Feb2019 | 19:47 | 0.2             | 0.3                | 7302.6            | 0.4              |
| 26Feb2019 | 19:48 | 0.2             | 0.3                | 7302.6            | 0.4              |
| 26Feb2019 | 19:49 | 0.2             | 0.3                | 7302.6            | 0.4              |
| 26Feb2019 | 19:50 | 0.2             | 0.3                | 7302.6            | 0.4              |
| 26Feb2019 | 19:51 | 0.2             | 0.3                | 7302.6            | 0.4              |
| 26Feb2019 | 19:52 | 0.2             | 0.3                | 7302.6            | 0.4              |
| 26Feb2019 | 19:53 | 0.2             | 0.3                | 7302.6            | 0.4              |
| 26Feb2019 | 19:54 | 0.2             | 0.3                | 7302.6            | 0.4              |
| 26Feb2019 | 19:55 | 0.2             | 0.3                | 7302.6            | 0.4              |
| 26Feb2019 | 19:56 | 0.2             | 0.3                | 7302.6            | 0.4              |
| 26Feb2019 | 19:57 | 0.2             | 0.3                | 7302.6            | 0.4              |
| 26Feb2019 | 19:58 | 0.2             | 0.3                | 7302.6            | 0.4              |
| 26Feb2019 | 19:59 | 0.2             | 0.3                | 7302.6            | 0.4              |
| 26Feb2019 | 20:00 | 0.2             | 0.3                | 7302.6            | 0.4              |
| 26Feb2019 | 20:01 | 0.2             | 0.3                | 7302.6            | 0.4              |
| 26Feb2019 | 20:02 | 0.2             | 0.3                | 7302.6            | 0.4              |
| 26Feb2019 | 20:03 | 0.2             | 0.3                | 7302.6            | 0.4              |

| Date      | Time  | Inflow<br>(CFS) | Storage<br>(AC-FT) | Elevation<br>(FT) | Outflow<br>(CFS) |
|-----------|-------|-----------------|--------------------|-------------------|------------------|
| 26Feb2019 | 20:04 | 0.2             | 0.3                | 7302.6            | 0.4              |
| 26Feb2019 | 20:05 | 0.2             | 0.3                | 7302.6            | 0.4              |
| 26Feb2019 | 20:06 | 0.2             | 0.3                | 7302.6            | 0.4              |
| 26Feb2019 | 20:07 | 0.1             | 0.3                | 7302.6            | 0.4              |
| 26Feb2019 | 20:08 | 0.1             | 0.3                | 7302.6            | 0.4              |
| 26Feb2019 | 20:09 | 0.1             | 0.3                | 7302.6            | 0.4              |
| 26Feb2019 | 20:10 | 0.1             | 0.3                | 7302.6            | 0.4              |
| 26Feb2019 | 20:11 | 0.1             | 0.3                | 7302.6            | 0.4              |
| 26Feb2019 | 20:12 | 0.1             | 0.3                | 7302.6            | 0.4              |
| 26Feb2019 | 20:13 | 0.1             | 0.3                | 7302.6            | 0.4              |
| 26Feb2019 | 20:14 | 0.1             | 0.3                | 7302.6            | 0.4              |
| 26Feb2019 | 20:15 | 0.1             | 0.3                | 7302.6            | 0.4              |
| 26Feb2019 | 20:16 | 0.1             | 0.3                | 7302.6            | 0.4              |
| 26Feb2019 | 20:17 | 0.1             | 0.3                | 7302.6            | 0.4              |
| 26Feb2019 | 20:18 | 0.1             | 0.3                | 7302.6            | 0.4              |
| 26Feb2019 | 20:19 | 0.1             | 0.3                | 7302.6            | 0.4              |
| 26Feb2019 | 20:20 | 0.2             | 0.3                | 7302.6            | 0.4              |
| 26Feb2019 | 20:21 | 0.2             | 0.3                | 7302.6            | 0.4              |
| 26Feb2019 | 20:22 | 0.2             | 0.3                | 7302.6            | 0.4              |
| 26Feb2019 | 20:23 | 0.2             | 0.3                | 7302.6            | 0.4              |
| 26Feb2019 | 20:24 | 0.2             | 0.3                | 7302.6            | 0.4              |
| 26Feb2019 | 20:25 | 0.2             | 0.3                | 7302.6            | 0.4              |
| 26Feb2019 | 20:26 | 0.2             | 0.3                | 7302.6            | 0.4              |
| 26Feb2019 | 20:27 | 0.2             | 0.3                | 7302.6            | 0.4              |
| 26Feb2019 | 20:28 | 0.2             | 0.3                | 7302.6            | 0.4              |
| 26Feb2019 | 20:29 | 0.2             | 0.3                | 7302.6            | 0.4              |
| 26Feb2019 | 20:30 | 0.2             | 0.3                | 7302.6            | 0.4              |
| 26Feb2019 | 20:31 | 0.2             | 0.3                | 7302.6            | 0.4              |
| 26Feb2019 | 20:32 | 0.2             | 0.3                | 7302.6            | 0.4              |
| 26Feb2019 | 20:33 | 0.2             | 0.3                | 7302.6            | 0.4              |
| 26Feb2019 | 20:34 | 0.2             | 0.3                | 7302.6            | 0.4              |

| Date      | Time  | Inflow<br>(CFS) | Storage<br>(AC-FT) | Elevation<br>(FT) | Outflow<br>(CFS) |
|-----------|-------|-----------------|--------------------|-------------------|------------------|
| 26Feb2019 | 20:35 | 0.2             | 0.3                | 7302.6            | 0.4              |
| 26Feb2019 | 20:36 | 0.2             | 0.3                | 7302.6            | 0.4              |
| 26Feb2019 | 20:37 | 0.2             | 0.3                | 7302.6            | 0.4              |
| 26Feb2019 | 20:38 | 0.2             | 0.3                | 7302.6            | 0.4              |
| 26Feb2019 | 20:39 | 0.2             | 0.3                | 7302.6            | 0.4              |
| 26Feb2019 | 20:40 | 0.2             | 0.3                | 7302.6            | 0.4              |
| 26Feb2019 | 20:41 | 0.2             | 0.3                | 7302.6            | 0.4              |
| 26Feb2019 | 20:42 | 0.2             | 0.3                | 7302.6            | 0.4              |
| 26Feb2019 | 20:43 | 0.2             | 0.3                | 7302.6            | 0.4              |
| 26Feb2019 | 20:44 | 0.2             | 0.3                | 7302.6            | 0.4              |
| 26Feb2019 | 20:45 | 0.2             | 0.3                | 7302.6            | 0.4              |
| 26Feb2019 | 20:46 | 0.2             | 0.3                | 7302.6            | 0.4              |
| 26Feb2019 | 20:47 | 0.2             | 0.3                | 7302.6            | 0.4              |
| 26Feb2019 | 20:48 | 0.2             | 0.3                | 7302.6            | 0.4              |
| 26Feb2019 | 20:49 | 0.2             | 0.3                | 7302.6            | 0.4              |
| 26Feb2019 | 20:50 | 0.2             | 0.3                | 7302.5            | 0.4              |
| 26Feb2019 | 20:51 | 0.2             | 0.3                | 7302.5            | 0.4              |
| 26Feb2019 | 20:52 | 0.2             | 0.3                | 7302.5            | 0.4              |
| 26Feb2019 | 20:53 | 0.2             | 0.3                | 7302.5            | 0.4              |
| 26Feb2019 | 20:54 | 0.2             | 0.3                | 7302.5            | 0.4              |
| 26Feb2019 | 20:55 | 0.2             | 0.3                | 7302.5            | 0.4              |
| 26Feb2019 | 20:56 | 0.2             | 0.3                | 7302.5            | 0.4              |
| 26Feb2019 | 20:57 | 0.2             | 0.3                | 7302.5            | 0.4              |
| 26Feb2019 | 20:58 | 0.2             | 0.3                | 7302.5            | 0.4              |
| 26Feb2019 | 20:59 | 0.2             | 0.3                | 7302.5            | 0.4              |
| 26Feb2019 | 21:00 | 0.2             | 0.3                | 7302.5            | 0.4              |
| 26Feb2019 | 21:01 | 0.2             | 0.3                | 7302.5            | 0.4              |
| 26Feb2019 | 21:02 | 0.2             | 0.3                | 7302.5            | 0.4              |
| 26Feb2019 | 21:03 | 0.2             | 0.3                | 7302.5            | 0.4              |
| 26Feb2019 | 21:04 | 0.2             | 0.3                | 7302.5            | 0.4              |
| 26Feb2019 | 21:05 | 0.2             | 0.3                | 7302.5            | 0.4              |

| Date      | Time  | Inflow<br>(CFS) | Storage<br>(AC-FT) | Elevation<br>(FT) | Outflow<br>(CFS) |
|-----------|-------|-----------------|--------------------|-------------------|------------------|
| 26Feb2019 | 21:06 | 0.2             | 0.3                | 7302.5            | 0.4              |
| 26Feb2019 | 21:07 | 0.2             | 0.3                | 7302.5            | 0.4              |
| 26Feb2019 | 21:08 | 0.2             | 0.3                | 7302.5            | 0.4              |
| 26Feb2019 | 21:09 | 0.2             | 0.3                | 7302.5            | 0.4              |
| 26Feb2019 | 21:10 | 0.2             | 0.3                | 7302.5            | 0.4              |
| 26Feb2019 | 21:11 | 0.2             | 0.3                | 7302.5            | 0.4              |
| 26Feb2019 | 21:12 | 0.2             | 0.3                | 7302.5            | 0.4              |
| 26Feb2019 | 21:13 | 0.2             | 0.3                | 7302.5            | 0.4              |
| 26Feb2019 | 21:14 | 0.2             | 0.3                | 7302.5            | 0.4              |
| 26Feb2019 | 21:15 | 0.2             | 0.3                | 7302.5            | 0.4              |
| 26Feb2019 | 21:16 | 0.2             | 0.3                | 7302.5            | 0.4              |
| 26Feb2019 | 21:17 | 0.2             | 0.3                | 7302.5            | 0.4              |
| 26Feb2019 | 21:18 | 0.2             | 0.3                | 7302.5            | 0.4              |
| 26Feb2019 | 21:19 | 0.2             | 0.3                | 7302.5            | 0.4              |
| 26Feb2019 | 21:20 | 0.2             | 0.3                | 7302.5            | 0.4              |
| 26Feb2019 | 21:21 | 0.2             | 0.3                | 7302.5            | 0.4              |
| 26Feb2019 | 21:22 | 0.2             | 0.3                | 7302.5            | 0.4              |
| 26Feb2019 | 21:23 | 0.2             | 0.3                | 7302.5            | 0.4              |
| 26Feb2019 | 21:24 | 0.2             | 0.3                | 7302.5            | 0.4              |
| 26Feb2019 | 21:25 | 0.2             | 0.3                | 7302.5            | 0.4              |
| 26Feb2019 | 21:26 | 0.2             | 0.3                | 7302.5            | 0.4              |
| 26Feb2019 | 21:27 | 0.2             | 0.3                | 7302.5            | 0.4              |
| 26Feb2019 | 21:28 | 0.2             | 0.3                | 7302.5            | 0.4              |
| 26Feb2019 | 21:29 | 0.2             | 0.3                | 7302.5            | 0.4              |
| 26Feb2019 | 21:30 | 0.2             | 0.3                | 7302.5            | 0.4              |
| 26Feb2019 | 21:31 | 0.2             | 0.3                | 7302.5            | 0.4              |
| 26Feb2019 | 21:32 | 0.2             | 0.3                | 7302.5            | 0.4              |
| 26Feb2019 | 21:33 | 0.2             | 0.3                | 7302.5            | 0.4              |
| 26Feb2019 | 21:34 | 0.2             | 0.3                | 7302.5            | 0.4              |
| 26Feb2019 | 21:35 | 0.2             | 0.3                | 7302.5            | 0.4              |
| 26Feb2019 | 21:36 | 0.2             | 0.3                | 7302.5            | 0.3              |

| Date      | Time  | Inflow<br>(CFS) | Storage<br>(AC-FT) | Elevation<br>(FT) | Outflow<br>(CFS) |
|-----------|-------|-----------------|--------------------|-------------------|------------------|
| 26Feb2019 | 21:37 | 0.2             | 0.3                | 7302.5            | 0.3              |
| 26Feb2019 | 21:38 | 0.2             | 0.3                | 7302.5            | 0.3              |
| 26Feb2019 | 21:39 | 0.2             | 0.3                | 7302.5            | 0.3              |
| 26Feb2019 | 21:40 | 0.2             | 0.3                | 7302.5            | 0.3              |
| 26Feb2019 | 21:41 | 0.2             | 0.3                | 7302.5            | 0.3              |
| 26Feb2019 | 21:42 | 0.2             | 0.3                | 7302.5            | 0.3              |
| 26Feb2019 | 21:43 | 0.2             | 0.3                | 7302.5            | 0.3              |
| 26Feb2019 | 21:44 | 0.2             | 0.3                | 7302.5            | 0.3              |
| 26Feb2019 | 21:45 | 0.2             | 0.3                | 7302.5            | 0.3              |
| 26Feb2019 | 21:46 | 0.2             | 0.3                | 7302.5            | 0.3              |
| 26Feb2019 | 21:47 | 0.2             | 0.3                | 7302.5            | 0.3              |
| 26Feb2019 | 21:48 | 0.2             | 0.3                | 7302.5            | 0.3              |
| 26Feb2019 | 21:49 | 0.2             | 0.3                | 7302.5            | 0.3              |
| 26Feb2019 | 21:50 | 0.2             | 0.3                | 7302.5            | 0.3              |
| 26Feb2019 | 21:51 | 0.2             | 0.3                | 7302.5            | 0.3              |
| 26Feb2019 | 21:52 | 0.2             | 0.3                | 7302.5            | 0.3              |
| 26Feb2019 | 21:53 | 0.2             | 0.3                | 7302.5            | 0.3              |
| 26Feb2019 | 21:54 | 0.2             | 0.3                | 7302.5            | 0.3              |
| 26Feb2019 | 21:55 | 0.2             | 0.3                | 7302.5            | 0.3              |
| 26Feb2019 | 21:56 | 0.2             | 0.3                | 7302.5            | 0.3              |
| 26Feb2019 | 21:57 | 0.2             | 0.3                | 7302.5            | 0.3              |
| 26Feb2019 | 21:58 | 0.2             | 0.3                | 7302.5            | 0.3              |
| 26Feb2019 | 21:59 | 0.2             | 0.3                | 7302.5            | 0.3              |
| 26Feb2019 | 22:00 | 0.2             | 0.3                | 7302.5            | 0.3              |
| 26Feb2019 | 22:01 | 0.2             | 0.3                | 7302.5            | 0.3              |
| 26Feb2019 | 22:02 | 0.2             | 0.3                | 7302.5            | 0.3              |
| 26Feb2019 | 22:03 | 0.2             | 0.3                | 7302.5            | 0.3              |
| 26Feb2019 | 22:04 | 0.2             | 0.3                | 7302.5            | 0.3              |
| 26Feb2019 | 22:05 | 0.2             | 0.3                | 7302.5            | 0.3              |
| 26Feb2019 | 22:06 | 0.2             | 0.3                | 7302.5            | 0.3              |
| 26Feb2019 | 22:07 | 0.2             | 0.3                | 7302.5            | 0.3              |

| Date      | Time  | Inflow<br>(CFS) | Storage<br>(AC-FT) | Elevation<br>(FT) | Outflow<br>(CFS) |
|-----------|-------|-----------------|--------------------|-------------------|------------------|
| 26Feb2019 | 22:08 | 0.2             | 0.3                | 7302.5            | 0.3              |
| 26Feb2019 | 22:09 | 0.2             | 0.3                | 7302.5            | 0.3              |
| 26Feb2019 | 22:10 | 0.2             | 0.3                | 7302.5            | 0.3              |
| 26Feb2019 | 22:11 | 0.2             | 0.3                | 7302.5            | 0.3              |
| 26Feb2019 | 22:12 | 0.2             | 0.3                | 7302.5            | 0.3              |
| 26Feb2019 | 22:13 | 0.2             | 0.3                | 7302.5            | 0.3              |
| 26Feb2019 | 22:14 | 0.2             | 0.3                | 7302.5            | 0.3              |
| 26Feb2019 | 22:15 | 0.2             | 0.3                | 7302.5            | 0.3              |
| 26Feb2019 | 22:16 | 0.2             | 0.3                | 7302.5            | 0.3              |
| 26Feb2019 | 22:17 | 0.2             | 0.3                | 7302.5            | 0.3              |
| 26Feb2019 | 22:18 | 0.2             | 0.3                | 7302.5            | 0.3              |
| 26Feb2019 | 22:19 | 0.2             | 0.3                | 7302.5            | 0.3              |
| 26Feb2019 | 22:20 | 0.2             | 0.3                | 7302.5            | 0.3              |
| 26Feb2019 | 22:21 | 0.2             | 0.3                | 7302.5            | 0.3              |
| 26Feb2019 | 22:22 | 0.2             | 0.3                | 7302.5            | 0.3              |
| 26Feb2019 | 22:23 | 0.2             | 0.3                | 7302.5            | 0.3              |
| 26Feb2019 | 22:24 | 0.2             | 0.3                | 7302.5            | 0.3              |
| 26Feb2019 | 22:25 | 0.2             | 0.3                | 7302.4            | 0.3              |
| 26Feb2019 | 22:26 | 0.2             | 0.3                | 7302.4            | 0.3              |
| 26Feb2019 | 22:27 | 0.2             | 0.3                | 7302.4            | 0.3              |
| 26Feb2019 | 22:28 | 0.2             | 0.3                | 7302.4            | 0.3              |
| 26Feb2019 | 22:29 | 0.2             | 0.3                | 7302.4            | 0.3              |
| 26Feb2019 | 22:30 | 0.2             | 0.3                | 7302.4            | 0.3              |
| 26Feb2019 | 22:31 | 0.2             | 0.3                | 7302.4            | 0.3              |
| 26Feb2019 | 22:32 | 0.2             | 0.3                | 7302.4            | 0.3              |
| 26Feb2019 | 22:33 | 0.2             | 0.3                | 7302.4            | 0.3              |
| 26Feb2019 | 22:34 | 0.2             | 0.3                | 7302.4            | 0.3              |
| 26Feb2019 | 22:35 | 0.2             | 0.3                | 7302.4            | 0.3              |
| 26Feb2019 | 22:36 | 0.2             | 0.3                | 7302.4            | 0.3              |
| 26Feb2019 | 22:37 | 0.2             | 0.3                | 7302.4            | 0.3              |
| 26Feb2019 | 22:38 | 0.1             | 0.3                | 7302.4            | 0.3              |

| Date      | Time  | Inflow<br>(CFS) | Storage<br>(AC-FT) | Elevation<br>(FT) | Outflow<br>(CFS) |
|-----------|-------|-----------------|--------------------|-------------------|------------------|
| 26Feb2019 | 22:39 | 0.1             | 0.3                | 7302.4            | 0.3              |
| 26Feb2019 | 22:40 | 0.1             | 0.3                | 7302.4            | 0.3              |
| 26Feb2019 | 22:41 | 0.1             | 0.3                | 7302.4            | 0.3              |
| 26Feb2019 | 22:42 | 0.1             | 0.3                | 7302.4            | 0.3              |
| 26Feb2019 | 22:43 | 0.1             | 0.3                | 7302.4            | 0.3              |
| 26Feb2019 | 22:44 | 0.1             | 0.3                | 7302.4            | 0.3              |
| 26Feb2019 | 22:45 | 0.1             | 0.3                | 7302.4            | 0.3              |
| 26Feb2019 | 22:46 | 0.1             | 0.3                | 7302.4            | 0.3              |
| 26Feb2019 | 22:47 | 0.1             | 0.3                | 7302.4            | 0.3              |
| 26Feb2019 | 22:48 | 0.1             | 0.3                | 7302.4            | 0.3              |
| 26Feb2019 | 22:49 | 0.1             | 0.3                | 7302.4            | 0.3              |
| 26Feb2019 | 22:50 | 0.1             | 0.3                | 7302.4            | 0.3              |
| 26Feb2019 | 22:51 | 0.1             | 0.3                | 7302.4            | 0.3              |
| 26Feb2019 | 22:52 | 0.1             | 0.3                | 7302.4            | 0.3              |
| 26Feb2019 | 22:53 | 0.1             | 0.3                | 7302.4            | 0.3              |
| 26Feb2019 | 22:54 | 0.1             | 0.3                | 7302.4            | 0.3              |
| 26Feb2019 | 22:55 | 0.1             | 0.3                | 7302.4            | 0.3              |
| 26Feb2019 | 22:56 | 0.1             | 0.3                | 7302.4            | 0.3              |
| 26Feb2019 | 22:57 | 0.1             | 0.3                | 7302.4            | 0.3              |
| 26Feb2019 | 22:58 | 0.1             | 0.3                | 7302.4            | 0.3              |
| 26Feb2019 | 22:59 | 0.1             | 0.3                | 7302.4            | 0.3              |
| 26Feb2019 | 23:00 | 0.1             | 0.3                | 7302.4            | 0.3              |
| 26Feb2019 | 23:01 | 0.1             | 0.3                | 7302.4            | 0.3              |
| 26Feb2019 | 23:02 | 0.1             | 0.3                | 7302.4            | 0.3              |
| 26Feb2019 | 23:03 | 0.1             | 0.3                | 7302.4            | 0.3              |
| 26Feb2019 | 23:04 | 0.1             | 0.3                | 7302.4            | 0.3              |
| 26Feb2019 | 23:05 | 0.1             | 0.3                | 7302.4            | 0.3              |
| 26Feb2019 | 23:06 | 0.1             | 0.3                | 7302.4            | 0.3              |
| 26Feb2019 | 23:07 | 0.1             | 0.3                | 7302.4            | 0.3              |
| 26Feb2019 | 23:08 | 0.1             | 0.3                | 7302.4            | 0.3              |
| 26Feb2019 | 23:09 | 0.1             | 0.3                | 7302.4            | 0.3              |



| Date      | Time  | Inflow<br>(CFS) | Storage<br>(AC-FT) | Elevation<br>(FT) | Outflow<br>(CFS) |
|-----------|-------|-----------------|--------------------|-------------------|------------------|
| 26Feb2019 | 23:10 | 0.1             | 0.3                | 7302.4            | 0.3              |
| 26Feb2019 | 23:11 | 0.1             | 0.3                | 7302.4            | 0.3              |
| 26Feb2019 | 23:12 | 0.1             | 0.3                | 7302.4            | 0.3              |
| 26Feb2019 | 23:13 | 0.1             | 0.3                | 7302.4            | 0.3              |
| 26Feb2019 | 23:14 | 0.1             | 0.3                | 7302.4            | 0.3              |
| 26Feb2019 | 23:15 | 0.1             | 0.3                | 7302.4            | 0.3              |
| 26Feb2019 | 23:16 | 0.1             | 0.3                | 7302.4            | 0.3              |
| 26Feb2019 | 23:17 | 0.1             | 0.3                | 7302.4            | 0.3              |
| 26Feb2019 | 23:18 | 0.1             | 0.3                | 7302.4            | 0.3              |
| 26Feb2019 | 23:19 | 0.1             | 0.3                | 7302.4            | 0.3              |
| 26Feb2019 | 23:20 | 0.1             | 0.3                | 7302.4            | 0.3              |
| 26Feb2019 | 23:21 | 0.1             | 0.3                | 7302.4            | 0.3              |
| 26Feb2019 | 23:22 | 0.1             | 0.3                | 7302.4            | 0.3              |
| 26Feb2019 | 23:23 | 0.1             | 0.3                | 7302.4            | 0.3              |
| 26Feb2019 | 23:24 | 0.1             | 0.3                | 7302.4            | 0.3              |
| 26Feb2019 | 23:25 | 0.1             | 0.3                | 7302.4            | 0.3              |
| 26Feb2019 | 23:26 | 0.1             | 0.3                | 7302.4            | 0.3              |
| 26Feb2019 | 23:27 | 0.1             | 0.3                | 7302.4            | 0.3              |
| 26Feb2019 | 23:28 | 0.1             | 0.3                | 7302.4            | 0.3              |
| 26Feb2019 | 23:29 | 0.1             | 0.3                | 7302.4            | 0.3              |
| 26Feb2019 | 23:30 | 0.1             | 0.3                | 7302.4            | 0.3              |
| 26Feb2019 | 23:31 | 0.1             | 0.3                | 7302.4            | 0.3              |
| 26Feb2019 | 23:32 | 0.1             | 0.3                | 7302.4            | 0.3              |
| 26Feb2019 | 23:33 | 0.1             | 0.3                | 7302.4            | 0.3              |
| 26Feb2019 | 23:34 | 0.1             | 0.3                | 7302.4            | 0.3              |
| 26Feb2019 | 23:35 | 0.1             | 0.3                | 7302.4            | 0.3              |
| 26Feb2019 | 23:36 | 0.1             | 0.3                | 7302.4            | 0.3              |
| 26Feb2019 | 23:37 | 0.1             | 0.3                | 7302.4            | 0.3              |
| 26Feb2019 | 23:38 | 0.1             | 0.3                | 7302.4            | 0.3              |
| 26Feb2019 | 23:39 | 0.1             | 0.3                | 7302.4            | 0.3              |
| 26Feb2019 | 23:40 | 0.1             | 0.3                | 7302.4            | 0.3              |

| Date      | Time  | Inflow<br>(CFS) | Storage<br>(AC-FT) | Elevation<br>(FT) | Outflow<br>(CFS) |
|-----------|-------|-----------------|--------------------|-------------------|------------------|
| 26Feb2019 | 23:41 | 0.1             | 0.3                | 7302.4            | 0.3              |
| 26Feb2019 | 23:42 | 0.1             | 0.3                | 7302.4            | 0.3              |
| 26Feb2019 | 23:43 | 0.1             | 0.3                | 7302.4            | 0.3              |
| 26Feb2019 | 23:44 | 0.1             | 0.3                | 7302.4            | 0.3              |
| 26Feb2019 | 23:45 | 0.1             | 0.3                | 7302.4            | 0.3              |
| 26Feb2019 | 23:46 | 0.1             | 0.3                | 7302.4            | 0.3              |
| 26Feb2019 | 23:47 | 0.1             | 0.3                | 7302.4            | 0.3              |
| 26Feb2019 | 23:48 | 0.1             | 0.3                | 7302.4            | 0.3              |
| 26Feb2019 | 23:49 | 0.1             | 0.3                | 7302.4            | 0.3              |
| 26Feb2019 | 23:50 | 0.1             | 0.3                | 7302.4            | 0.3              |
| 26Feb2019 | 23:51 | 0.1             | 0.3                | 7302.4            | 0.3              |
| 26Feb2019 | 23:52 | 0.1             | 0.3                | 7302.4            | 0.3              |
| 26Feb2019 | 23:53 | 0.1             | 0.3                | 7302.4            | 0.3              |
| 26Feb2019 | 23:54 | 0.1             | 0.3                | 7302.4            | 0.3              |
| 26Feb2019 | 23:55 | 0.1             | 0.3                | 7302.4            | 0.3              |
| 26Feb2019 | 23:56 | 0.1             | 0.3                | 7302.4            | 0.3              |
| 26Feb2019 | 23:57 | 0.1             | 0.3                | 7302.4            | 0.3              |
| 26Feb2019 | 23:58 | 0.1             | 0.3                | 7302.4            | 0.3              |
| 26Feb2019 | 23:59 | 0.1             | 0.3                | 7302.4            | 0.3              |
| 27Feb2019 | 00:00 | 0.1             | 0.3                | 7302.4            | 0.3              |
| 27Feb2019 | 00:01 | 0.1             | 0.3                | 7302.4            | 0.3              |
| 27Feb2019 | 00:02 | 0.1             | 0.3                | 7302.4            | 0.3              |
| 27Feb2019 | 00:03 | 0.1             | 0.3                | 7302.4            | 0.3              |
| 27Feb2019 | 00:04 | 0.1             | 0.3                | 7302.4            | 0.3              |
| 27Feb2019 | 00:05 | 0.1             | 0.3                | 7302.4            | 0.3              |
| 27Feb2019 | 00:06 | 0.1             | 0.3                | 7302.4            | 0.3              |
| 27Feb2019 | 00:07 | 0.1             | 0.3                | 7302.4            | 0.3              |
| 27Feb2019 | 00:08 | 0.1             | 0.3                | 7302.4            | 0.3              |
| 27Feb2019 | 00:09 | 0.1             | 0.3                | 7302.4            | 0.3              |
| 27Feb2019 | 00:10 | 0.1             | 0.3                | 7302.4            | 0.3              |
| 27Feb2019 | 00:11 | 0.1             | 0.3                | 7302.4            | 0.3              |

| Date      | Time  | Inflow<br>(CFS) | Storage<br>(AC-FT) | Elevation<br>(FT) | Outflow<br>(CFS) |
|-----------|-------|-----------------|--------------------|-------------------|------------------|
| 27Feb2019 | 00:12 | 0.1             | 0.3                | 7302.4            | 0.3              |
| 27Feb2019 | 00:13 | 0.1             | 0.3                | 7302.4            | 0.3              |
| 27Feb2019 | 00:14 | 0.1             | 0.3                | 7302.4            | 0.3              |
| 27Feb2019 | 00:15 | 0.1             | 0.3                | 7302.4            | 0.3              |
| 27Feb2019 | 00:16 | 0.1             | 0.3                | 7302.4            | 0.3              |
| 27Feb2019 | 00:17 | 0.1             | 0.3                | 7302.4            | 0.3              |
| 27Feb2019 | 00:18 | 0.1             | 0.3                | 7302.3            | 0.3              |
| 27Feb2019 | 00:19 | 0.1             | 0.3                | 7302.3            | 0.3              |
| 27Feb2019 | 00:20 | 0.1             | 0.3                | 7302.3            | 0.3              |
| 27Feb2019 | 00:21 | 0.1             | 0.3                | 7302.3            | 0.3              |
| 27Feb2019 | 00:22 | 0.0             | 0.3                | 7302.3            | 0.3              |
| 27Feb2019 | 00:23 | 0.0             | 0.3                | 7302.3            | 0.3              |
| 27Feb2019 | 00:24 | 0.0             | 0.3                | 7302.3            | 0.3              |
| 27Feb2019 | 00:25 | 0.0             | 0.3                | 7302.3            | 0.3              |
| 27Feb2019 | 00:26 | 0.0             | 0.3                | 7302.3            | 0.3              |
| 27Feb2019 | 00:27 | 0.0             | 0.3                | 7302.3            | 0.3              |
| 27Feb2019 | 00:28 | 0.0             | 0.3                | 7302.3            | 0.3              |
| 27Feb2019 | 00:29 | 0.0             | 0.3                | 7302.3            | 0.3              |
| 27Feb2019 | 00:30 | 0.0             | 0.3                | 7302.3            | 0.3              |
| 27Feb2019 | 00:31 | 0.0             | 0.3                | 7302.3            | 0.3              |
| 27Feb2019 | 00:32 | 0.0             | 0.3                | 7302.3            | 0.3              |
| 27Feb2019 | 00:33 | 0.0             | 0.3                | 7302.3            | 0.3              |
| 27Feb2019 | 00:34 | 0.0             | 0.3                | 7302.3            | 0.3              |
| 27Feb2019 | 00:35 | 0.0             | 0.3                | 7302.3            | 0.3              |
| 27Feb2019 | 00:36 | 0.0             | 0.3                | 7302.3            | 0.3              |
| 27Feb2019 | 00:37 | 0.0             | 0.3                | 7302.3            | 0.3              |
| 27Feb2019 | 00:38 | 0.0             | 0.2                | 7302.3            | 0.3              |
| 27Feb2019 | 00:39 | 0.0             | 0.2                | 7302.3            | 0.3              |
| 27Feb2019 | 00:40 | 0.0             | 0.2                | 7302.3            | 0.3              |
| 27Feb2019 | 00:41 | 0.0             | 0.2                | 7302.3            | 0.3              |
| 27Feb2019 | 00:42 | 0.0             | 0.2                | 7302.3            | 0.3              |

| Date      | Time  | Inflow<br>(CFS) | Storage<br>(AC-FT) | Elevation<br>(FT) | Outflow<br>(CFS) |
|-----------|-------|-----------------|--------------------|-------------------|------------------|
| 27Feb2019 | 00:43 | 0.0             | 0.2                | 7302.3            | 0.3              |
| 27Feb2019 | 00:44 | 0.0             | 0.2                | 7302.3            | 0.3              |
| 27Feb2019 | 00:45 | 0.0             | 0.2                | 7302.3            | 0.3              |
| 27Feb2019 | 00:46 | 0.0             | 0.2                | 7302.3            | 0.3              |
| 27Feb2019 | 00:47 | 0.0             | 0.2                | 7302.3            | 0.3              |
| 27Feb2019 | 00:48 | 0.0             | 0.2                | 7302.3            | 0.3              |
| 27Feb2019 | 00:49 | 0.0             | 0.2                | 7302.3            | 0.3              |
| 27Feb2019 | 00:50 | 0.0             | 0.2                | 7302.3            | 0.3              |
| 27Feb2019 | 00:51 | 0.0             | 0.2                | 7302.3            | 0.3              |
| 27Feb2019 | 00:52 | 0.0             | 0.2                | 7302.3            | 0.3              |
| 27Feb2019 | 00:53 | 0.0             | 0.2                | 7302.3            | 0.3              |
| 27Feb2019 | 00:54 | 0.0             | 0.2                | 7302.3            | 0.3              |
| 27Feb2019 | 00:55 | 0.0             | 0.2                | 7302.3            | 0.3              |
| 27Feb2019 | 00:56 | 0.0             | 0.2                | 7302.3            | 0.3              |
| 27Feb2019 | 00:57 | 0.0             | 0.2                | 7302.3            | 0.3              |
| 27Feb2019 | 00:58 | 0.0             | 0.2                | 7302.3            | 0.3              |
| 27Feb2019 | 00:59 | 0.0             | 0.2                | 7302.3            | 0.3              |
| 27Feb2019 | 01:00 | 0.0             | 0.2                | 7302.3            | 0.3              |
| 27Feb2019 | 01:01 | 0.0             | 0.2                | 7302.3            | 0.3              |
| 27Feb2019 | 01:02 | 0.0             | 0.2                | 7302.3            | 0.3              |
| 27Feb2019 | 01:03 | 0.0             | 0.2                | 7302.3            | 0.3              |
| 27Feb2019 | 01:04 | 0.0             | 0.2                | 7302.3            | 0.3              |
| 27Feb2019 | 01:05 | 0.0             | 0.2                | 7302.3            | 0.3              |
| 27Feb2019 | 01:06 | 0.0             | 0.2                | 7302.3            | 0.3              |
| 27Feb2019 | 01:07 | 0.0             | 0.2                | 7302.3            | 0.3              |
| 27Feb2019 | 01:08 | 0.0             | 0.2                | 7302.3            | 0.2              |
| 27Feb2019 | 01:09 | 0.0             | 0.2                | 7302.3            | 0.2              |
| 27Feb2019 | 01:10 | 0.0             | 0.2                | 7302.3            | 0.2              |
| 27Feb2019 | 01:11 | 0.0             | 0.2                | 7302.3            | 0.2              |
| 27Feb2019 | 01:12 | 0.0             | 0.2                | 7302.3            | 0.2              |
| 27Feb2019 | 01:13 | 0.0             | 0.2                | 7302.3            | 0.2              |

| Date      | Time  | Inflow<br>(CFS) | Storage<br>(AC-FT) | Elevation<br>(FT) | Outflow<br>(CFS) |
|-----------|-------|-----------------|--------------------|-------------------|------------------|
| 27Feb2019 | 01:14 | 0.0             | 0.2                | 7302.3            | 0.2              |
| 27Feb2019 | 01:15 | 0.0             | 0.2                | 7302.3            | 0.2              |
| 27Feb2019 | 01:16 | 0.0             | 0.2                | 7302.3            | 0.2              |
| 27Feb2019 | 01:17 | 0.0             | 0.2                | 7302.3            | 0.2              |
| 27Feb2019 | 01:18 | 0.0             | 0.2                | 7302.3            | 0.2              |
| 27Feb2019 | 01:19 | 0.0             | 0.2                | 7302.3            | 0.2              |
| 27Feb2019 | 01:20 | 0.0             | 0.2                | 7302.3            | 0.2              |
| 27Feb2019 | 01:21 | 0.0             | 0.2                | 7302.3            | 0.2              |
| 27Feb2019 | 01:22 | 0.0             | 0.2                | 7302.3            | 0.2              |
| 27Feb2019 | 01:23 | 0.0             | 0.2                | 7302.3            | 0.2              |
| 27Feb2019 | 01:24 | 0.0             | 0.2                | 7302.3            | 0.2              |
| 27Feb2019 | 01:25 | 0.0             | 0.2                | 7302.3            | 0.2              |
| 27Feb2019 | 01:26 | 0.0             | 0.2                | 7302.3            | 0.2              |
| 27Feb2019 | 01:27 | 0.0             | 0.2                | 7302.3            | 0.2              |
| 27Feb2019 | 01:28 | 0.0             | 0.2                | 7302.3            | 0.2              |
| 27Feb2019 | 01:29 | 0.0             | 0.2                | 7302.3            | 0.2              |
| 27Feb2019 | 01:30 | 0.0             | 0.2                | 7302.3            | 0.2              |
| 27Feb2019 | 01:31 | 0.0             | 0.2                | 7302.3            | 0.2              |
| 27Feb2019 | 01:32 | 0.0             | 0.2                | 7302.3            | 0.2              |
| 27Feb2019 | 01:33 | 0.0             | 0.2                | 7302.2            | 0.2              |
| 27Feb2019 | 01:34 | 0.0             | 0.2                | 7302.2            | 0.2              |
| 27Feb2019 | 01:35 | 0.0             | 0.2                | 7302.2            | 0.2              |
| 27Feb2019 | 01:36 | 0.0             | 0.2                | 7302.2            | 0.2              |
| 27Feb2019 | 01:37 | 0.0             | 0.2                | 7302.2            | 0.2              |
| 27Feb2019 | 01:38 | 0.0             | 0.2                | 7302.2            | 0.2              |
| 27Feb2019 | 01:39 | 0.0             | 0.2                | 7302.2            | 0.2              |
| 27Feb2019 | 01:40 | 0.0             | 0.2                | 7302.2            | 0.2              |
| 27Feb2019 | 01:41 | 0.0             | 0.2                | 7302.2            | 0.2              |
| 27Feb2019 | 01:42 | 0.0             | 0.2                | 7302.2            | 0.2              |
| 27Feb2019 | 01:43 | 0.0             | 0.2                | 7302.2            | 0.2              |
| 27Feb2019 | 01:44 | 0.0             | 0.2                | 7302.2            | 0.2              |

| Date      | Time  | Inflow<br>(CFS) | Storage<br>(AC-FT) | Elevation<br>(FT) | Outflow<br>(CFS) |
|-----------|-------|-----------------|--------------------|-------------------|------------------|
| 27Feb2019 | 01:45 | 0.0             | 0.2                | 7302.2            | 0.2              |
| 27Feb2019 | 01:46 | 0.0             | 0.2                | 7302.2            | 0.2              |
| 27Feb2019 | 01:47 | 0.0             | 0.2                | 7302.2            | 0.2              |
| 27Feb2019 | 01:48 | 0.0             | 0.2                | 7302.2            | 0.2              |
| 27Feb2019 | 01:49 | 0.0             | 0.2                | 7302.2            | 0.2              |
| 27Feb2019 | 01:50 | 0.0             | 0.2                | 7302.2            | 0.2              |
| 27Feb2019 | 01:51 | 0.0             | 0.2                | 7302.2            | 0.2              |
| 27Feb2019 | 01:52 | 0.0             | 0.2                | 7302.2            | 0.2              |
| 27Feb2019 | 01:53 | 0.0             | 0.2                | 7302.2            | 0.2              |
| 27Feb2019 | 01:54 | 0.0             | 0.2                | 7302.2            | 0.2              |
| 27Feb2019 | 01:55 | 0.0             | 0.2                | 7302.2            | 0.2              |
| 27Feb2019 | 01:56 | 0.0             | 0.2                | 7302.2            | 0.2              |
| 27Feb2019 | 01:57 | 0.0             | 0.2                | 7302.2            | 0.2              |
| 27Feb2019 | 01:58 | 0.0             | 0.2                | 7302.2            | 0.2              |
| 27Feb2019 | 01:59 | 0.0             | 0.2                | 7302.2            | 0.2              |
| 27Feb2019 | 02:00 | 0.0             | 0.2                | 7302.2            | 0.2              |
| 27Feb2019 | 02:01 | 0.0             | 0.2                | 7302.2            | 0.2              |
| 27Feb2019 | 02:02 | 0.0             | 0.2                | 7302.2            | 0.2              |
| 27Feb2019 | 02:03 | 0.0             | 0.2                | 7302.2            | 0.2              |
| 27Feb2019 | 02:04 | 0.0             | 0.2                | 7302.2            | 0.2              |
| 27Feb2019 | 02:05 | 0.0             | 0.2                | 7302.2            | 0.2              |
| 27Feb2019 | 02:06 | 0.0             | 0.2                | 7302.2            | 0.2              |
| 27Feb2019 | 02:07 | 0.0             | 0.2                | 7302.2            | 0.2              |
| 27Feb2019 | 02:08 | 0.0             | 0.2                | 7302.2            | 0.2              |
| 27Feb2019 | 02:09 | 0.0             | 0.2                | 7302.2            | 0.2              |
| 27Feb2019 | 02:10 | 0.0             | 0.2                | 7302.2            | 0.2              |
| 27Feb2019 | 02:11 | 0.0             | 0.2                | 7302.2            | 0.2              |
| 27Feb2019 | 02:12 | 0.0             | 0.2                | 7302.2            | 0.2              |
| 27Feb2019 | 02:13 | 0.0             | 0.2                | 7302.2            | 0.2              |
| 27Feb2019 | 02:14 | 0.0             | 0.2                | 7302.2            | 0.2              |
| 27Feb2019 | 02:15 | 0.0             | 0.2                | 7302.2            | 0.2              |

| Date      | Time  | Inflow<br>(CFS) | Storage<br>(AC-FT) | Elevation<br>(FT) | Outflow<br>(CFS) |
|-----------|-------|-----------------|--------------------|-------------------|------------------|
| 27Feb2019 | 02:16 | 0.0             | 0.2                | 7302.2            | 0.2              |
| 27Feb2019 | 02:17 | 0.0             | 0.2                | 7302.2            | 0.2              |
| 27Feb2019 | 02:18 | 0.0             | 0.2                | 7302.2            | 0.2              |
| 27Feb2019 | 02:19 | 0.0             | 0.2                | 7302.2            | 0.2              |
| 27Feb2019 | 02:20 | 0.0             | 0.2                | 7302.2            | 0.2              |
| 27Feb2019 | 02:21 | 0.0             | 0.2                | 7302.2            | 0.2              |
| 27Feb2019 | 02:22 | 0.0             | 0.2                | 7302.2            | 0.2              |
| 27Feb2019 | 02:23 | 0.0             | 0.2                | 7302.2            | 0.2              |
| 27Feb2019 | 02:24 | 0.0             | 0.2                | 7302.2            | 0.2              |
| 27Feb2019 | 02:25 | 0.0             | 0.2                | 7302.2            | 0.2              |
| 27Feb2019 | 02:26 | 0.0             | 0.2                | 7302.2            | 0.2              |
| 27Feb2019 | 02:27 | 0.0             | 0.2                | 7302.2            | 0.2              |
| 27Feb2019 | 02:28 | 0.0             | 0.2                | 7302.2            | 0.2              |
| 27Feb2019 | 02:29 | 0.0             | 0.2                | 7302.2            | 0.2              |
| 27Feb2019 | 02:30 | 0.0             | 0.2                | 7302.2            | 0.2              |
| 27Feb2019 | 02:31 | 0.0             | 0.2                | 7302.2            | 0.2              |
| 27Feb2019 | 02:32 | 0.0             | 0.2                | 7302.2            | 0.2              |
| 27Feb2019 | 02:33 | 0.0             | 0.2                | 7302.2            | 0.2              |
| 27Feb2019 | 02:34 | 0.0             | 0.2                | 7302.2            | 0.2              |
| 27Feb2019 | 02:35 | 0.0             | 0.2                | 7302.2            | 0.2              |
| 27Feb2019 | 02:36 | 0.0             | 0.2                | 7302.2            | 0.2              |
| 27Feb2019 | 02:37 | 0.0             | 0.2                | 7302.2            | 0.2              |
| 27Feb2019 | 02:38 | 0.0             | 0.2                | 7302.2            | 0.2              |
| 27Feb2019 | 02:39 | 0.0             | 0.2                | 7302.2            | 0.2              |
| 27Feb2019 | 02:40 | 0.0             | 0.2                | 7302.2            | 0.2              |
| 27Feb2019 | 02:41 | 0.0             | 0.2                | 7302.2            | 0.2              |
| 27Feb2019 | 02:42 | 0.0             | 0.2                | 7302.2            | 0.2              |
| 27Feb2019 | 02:43 | 0.0             | 0.2                | 7302.2            | 0.2              |
| 27Feb2019 | 02:44 | 0.0             | 0.2                | 7302.2            | 0.2              |
| 27Feb2019 | 02:45 | 0.0             | 0.2                | 7302.2            | 0.2              |
| 27Feb2019 | 02:46 | 0.0             | 0.2                | 7302.2            | 0.2              |

| Date      | Time  | Inflow<br>(CFS) | Storage<br>(AC-FT) | Elevation<br>(FT) | Outflow<br>(CFS) |
|-----------|-------|-----------------|--------------------|-------------------|------------------|
| 27Feb2019 | 02:47 | 0.0             | 0.2                | 7302.2            | 0.2              |
| 27Feb2019 | 02:48 | 0.0             | 0.2                | 7302.2            | 0.2              |
| 27Feb2019 | 02:49 | 0.0             | 0.2                | 7302.2            | 0.2              |
| 27Feb2019 | 02:50 | 0.0             | 0.2                | 7302.2            | 0.2              |
| 27Feb2019 | 02:51 | 0.0             | 0.2                | 7302.2            | 0.2              |
| 27Feb2019 | 02:52 | 0.0             | 0.2                | 7302.2            | 0.2              |
| 27Feb2019 | 02:53 | 0.0             | 0.2                | 7302.2            | 0.2              |
| 27Feb2019 | 02:54 | 0.0             | 0.2                | 7302.2            | 0.2              |
| 27Feb2019 | 02:55 | 0.0             | 0.2                | 7302.2            | 0.2              |
| 27Feb2019 | 02:56 | 0.0             | 0.2                | 7302.2            | 0.2              |
| 27Feb2019 | 02:57 | 0.0             | 0.2                | 7302.2            | 0.2              |
| 27Feb2019 | 02:58 | 0.0             | 0.2                | 7302.2            | 0.2              |
| 27Feb2019 | 02:59 | 0.0             | 0.2                | 7302.2            | 0.2              |
| 27Feb2019 | 03:00 | 0.0             | 0.2                | 7302.1            | 0.2              |
| 27Feb2019 | 03:01 | 0.0             | 0.2                | 7302.1            | 0.2              |
| 27Feb2019 | 03:02 | 0.0             | 0.2                | 7302.1            | 0.2              |
| 27Feb2019 | 03:03 | 0.0             | 0.2                | 7302.1            | 0.2              |
| 27Feb2019 | 03:04 | 0.0             | 0.2                | 7302.1            | 0.2              |
| 27Feb2019 | 03:05 | 0.0             | 0.2                | 7302.1            | 0.2              |
| 27Feb2019 | 03:06 | 0.0             | 0.2                | 7302.1            | 0.2              |
| 27Feb2019 | 03:07 | 0.0             | 0.2                | 7302.1            | 0.2              |
| 27Feb2019 | 03:08 | 0.0             | 0.2                | 7302.1            | 0.2              |
| 27Feb2019 | 03:09 | 0.0             | 0.2                | 7302.1            | 0.2              |
| 27Feb2019 | 03:10 | 0.0             | 0.2                | 7302.1            | 0.2              |
| 27Feb2019 | 03:11 | 0.0             | 0.2                | 7302.1            | 0.2              |
| 27Feb2019 | 03:12 | 0.0             | 0.2                | 7302.1            | 0.2              |
| 27Feb2019 | 03:13 | 0.0             | 0.2                | 7302.1            | 0.2              |
| 27Feb2019 | 03:14 | 0.0             | 0.2                | 7302.1            | 0.2              |
| 27Feb2019 | 03:15 | 0.0             | 0.2                | 7302.1            | 0.2              |
| 27Feb2019 | 03:16 | 0.0             | 0.2                | 7302.1            | 0.2              |
| 27Feb2019 | 03:17 | 0.0             | 0.2                | 7302.1            | 0.2              |



| Date      | Time  | Inflow<br>(CFS) | Storage<br>(AC-FT) | Elevation<br>(FT) | Outflow<br>(CFS) |
|-----------|-------|-----------------|--------------------|-------------------|------------------|
| 27Feb2019 | 03:18 | 0.0             | 0.2                | 7302.1            | 0.2              |
| 27Feb2019 | 03:19 | 0.0             | 0.2                | 7302.1            | 0.2              |
| 27Feb2019 | 03:20 | 0.0             | 0.2                | 7302.1            | 0.2              |
| 27Feb2019 | 03:21 | 0.0             | 0.2                | 7302.1            | 0.2              |
| 27Feb2019 | 03:22 | 0.0             | 0.2                | 7302.1            | 0.2              |
| 27Feb2019 | 03:23 | 0.0             | 0.2                | 7302.1            | 0.2              |
| 27Feb2019 | 03:24 | 0.0             | 0.2                | 7302.1            | 0.2              |
| 27Feb2019 | 03:25 | 0.0             | 0.2                | 7302.1            | 0.2              |
| 27Feb2019 | 03:26 | 0.0             | 0.2                | 7302.1            | 0.2              |
| 27Feb2019 | 03:27 | 0.0             | 0.2                | 7302.1            | 0.2              |
| 27Feb2019 | 03:28 | 0.0             | 0.2                | 7302.1            | 0.2              |
| 27Feb2019 | 03:29 | 0.0             | 0.2                | 7302.1            | 0.2              |
| 27Feb2019 | 03:30 | 0.0             | 0.2                | 7302.1            | 0.2              |
| 27Feb2019 | 03:31 | 0.0             | 0.2                | 7302.1            | 0.2              |
| 27Feb2019 | 03:32 | 0.0             | 0.2                | 7302.1            | 0.2              |
| 27Feb2019 | 03:33 | 0.0             | 0.2                | 7302.1            | 0.2              |
| 27Feb2019 | 03:34 | 0.0             | 0.2                | 7302.1            | 0.2              |
| 27Feb2019 | 03:35 | 0.0             | 0.2                | 7302.1            | 0.2              |
| 27Feb2019 | 03:36 | 0.0             | 0.2                | 7302.1            | 0.2              |
| 27Feb2019 | 03:37 | 0.0             | 0.2                | 7302.1            | 0.2              |
| 27Feb2019 | 03:38 | 0.0             | 0.2                | 7302.1            | 0.2              |
| 27Feb2019 | 03:39 | 0.0             | 0.2                | 7302.1            | 0.2              |
| 27Feb2019 | 03:40 | 0.0             | 0.2                | 7302.1            | 0.2              |
| 27Feb2019 | 03:41 | 0.0             | 0.2                | 7302.1            | 0.2              |
| 27Feb2019 | 03:42 | 0.0             | 0.2                | 7302.1            | 0.2              |
| 27Feb2019 | 03:43 | 0.0             | 0.2                | 7302.1            | 0.2              |
| 27Feb2019 | 03:44 | 0.0             | 0.2                | 7302.1            | 0.2              |
| 27Feb2019 | 03:45 | 0.0             | 0.2                | 7302.1            | 0.2              |
| 27Feb2019 | 03:46 | 0.0             | 0.2                | 7302.1            | 0.2              |
| 27Feb2019 | 03:47 | 0.0             | 0.2                | 7302.1            | 0.2              |
| 27Feb2019 | 03:48 | 0.0             | 0.2                | 7302.1            | 0.2              |

| Date      | Time  | Inflow<br>(CFS) | Storage<br>(AC-FT) | Elevation<br>(FT) | Outflow<br>(CFS) |
|-----------|-------|-----------------|--------------------|-------------------|------------------|
| 27Feb2019 | 03:49 | 0.0             | 0.2                | 7302.1            | 0.2              |
| 27Feb2019 | 03:50 | 0.0             | 0.2                | 7302.1            | 0.2              |
| 27Feb2019 | 03:51 | 0.0             | 0.2                | 7302.1            | 0.2              |
| 27Feb2019 | 03:52 | 0.0             | 0.2                | 7302.1            | 0.2              |
| 27Feb2019 | 03:53 | 0.0             | 0.2                | 7302.1            | 0.2              |
| 27Feb2019 | 03:54 | 0.0             | 0.2                | 7302.1            | 0.2              |
| 27Feb2019 | 03:55 | 0.0             | 0.2                | 7302.1            | 0.2              |
| 27Feb2019 | 03:56 | 0.0             | 0.2                | 7302.1            | 0.2              |
| 27Feb2019 | 03:57 | 0.0             | 0.2                | 7302.1            | 0.2              |
| 27Feb2019 | 03:58 | 0.0             | 0.2                | 7302.1            | 0.2              |
| 27Feb2019 | 03:59 | 0.0             | 0.2                | 7302.1            | 0.2              |
| 27Feb2019 | 04:00 | 0.0             | 0.2                | 7302.1            | 0.2              |
| 27Feb2019 | 04:01 | 0.0             | 0.2                | 7302.1            | 0.2              |
| 27Feb2019 | 04:02 | 0.0             | 0.2                | 7302.1            | 0.2              |
| 27Feb2019 | 04:03 | 0.0             | 0.2                | 7302.1            | 0.2              |
| 27Feb2019 | 04:04 | 0.0             | 0.2                | 7302.1            | 0.2              |
| 27Feb2019 | 04:05 | 0.0             | 0.2                | 7302.1            | 0.2              |
| 27Feb2019 | 04:06 | 0.0             | 0.2                | 7302.1            | 0.2              |
| 27Feb2019 | 04:07 | 0.0             | 0.2                | 7302.1            | 0.2              |
| 27Feb2019 | 04:08 | 0.0             | 0.2                | 7302.1            | 0.2              |
| 27Feb2019 | 04:09 | 0.0             | 0.2                | 7302.1            | 0.2              |
| 27Feb2019 | 04:10 | 0.0             | 0.2                | 7302.1            | 0.2              |
| 27Feb2019 | 04:11 | 0.0             | 0.2                | 7302.1            | 0.2              |
| 27Feb2019 | 04:12 | 0.0             | 0.2                | 7302.1            | 0.2              |
| 27Feb2019 | 04:13 | 0.0             | 0.2                | 7302.1            | 0.2              |
| 27Feb2019 | 04:14 | 0.0             | 0.2                | 7302.1            | 0.2              |
| 27Feb2019 | 04:15 | 0.0             | 0.2                | 7302.1            | 0.2              |
| 27Feb2019 | 04:16 | 0.0             | 0.2                | 7302.1            | 0.2              |
| 27Feb2019 | 04:17 | 0.0             | 0.2                | 7302.1            | 0.2              |
| 27Feb2019 | 04:18 | 0.0             | 0.2                | 7302.1            | 0.2              |
| 27Feb2019 | 04:19 | 0.0             | 0.2                | 7302.1            | 0.2              |

| Date      | Time  | Inflow<br>(CFS) | Storage<br>(AC-FT) | Elevation<br>(FT) | Outflow<br>(CFS) |
|-----------|-------|-----------------|--------------------|-------------------|------------------|
| 27Feb2019 | 04:20 | 0.0             | 0.2                | 7302.1            | 0.2              |
| 27Feb2019 | 04:21 | 0.0             | 0.2                | 7302.1            | 0.2              |
| 27Feb2019 | 04:22 | 0.0             | 0.2                | 7302.1            | 0.2              |
| 27Feb2019 | 04:23 | 0.0             | 0.2                | 7302.1            | 0.2              |
| 27Feb2019 | 04:24 | 0.0             | 0.2                | 7302.1            | 0.2              |
| 27Feb2019 | 04:25 | 0.0             | 0.2                | 7302.1            | 0.2              |
| 27Feb2019 | 04:26 | 0.0             | 0.2                | 7302.1            | 0.2              |
| 27Feb2019 | 04:27 | 0.0             | 0.2                | 7302.1            | 0.2              |
| 27Feb2019 | 04:28 | 0.0             | 0.2                | 7302.1            | 0.2              |
| 27Feb2019 | 04:29 | 0.0             | 0.2                | 7302.1            | 0.2              |
| 27Feb2019 | 04:30 | 0.0             | 0.2                | 7302.1            | 0.2              |
| 27Feb2019 | 04:31 | 0.0             | 0.2                | 7302.1            | 0.2              |
| 27Feb2019 | 04:32 | 0.0             | 0.2                | 7302.1            | 0.1              |
| 27Feb2019 | 04:33 | 0.0             | 0.2                | 7302.1            | 0.1              |
| 27Feb2019 | 04:34 | 0.0             | 0.2                | 7302.1            | 0.1              |
| 27Feb2019 | 04:35 | 0.0             | 0.2                | 7302.1            | 0.1              |
| 27Feb2019 | 04:36 | 0.0             | 0.2                | 7302.1            | 0.1              |
| 27Feb2019 | 04:37 | 0.0             | 0.2                | 7302.1            | 0.1              |
| 27Feb2019 | 04:38 | 0.0             | 0.2                | 7302.1            | 0.1              |
| 27Feb2019 | 04:39 | 0.0             | 0.2                | 7302.1            | 0.1              |
| 27Feb2019 | 04:40 | 0.0             | 0.2                | 7302.1            | 0.1              |
| 27Feb2019 | 04:41 | 0.0             | 0.2                | 7302.1            | 0.1              |
| 27Feb2019 | 04:42 | 0.0             | 0.2                | 7302.1            | 0.1              |
| 27Feb2019 | 04:43 | 0.0             | 0.2                | 7302.1            | 0.1              |
| 27Feb2019 | 04:44 | 0.0             | 0.2                | 7302.1            | 0.1              |
| 27Feb2019 | 04:45 | 0.0             | 0.2                | 7302.1            | 0.1              |
| 27Feb2019 | 04:46 | 0.0             | 0.2                | 7302.1            | 0.1              |
| 27Feb2019 | 04:47 | 0.0             | 0.2                | 7302.1            | 0.1              |
| 27Feb2019 | 04:48 | 0.0             | 0.2                | 7302.1            | 0.1              |
| 27Feb2019 | 04:49 | 0.0             | 0.2                | 7302.1            | 0.1              |
| 27Feb2019 | 04:50 | 0.0             | 0.2                | 7302.1            | 0.1              |

| Date      | Time  | Inflow<br>(CFS) | Storage<br>(AC-FT) | Elevation<br>(FT) | Outflow<br>(CFS) |
|-----------|-------|-----------------|--------------------|-------------------|------------------|
| 27Feb2019 | 04:51 | 0.0             | 0.2                | 7302.1            | 0.1              |
| 27Feb2019 | 04:52 | 0.0             | 0.2                | 7302.0            | 0.1              |
| 27Feb2019 | 04:53 | 0.0             | 0.2                | 7302.0            | 0.1              |
| 27Feb2019 | 04:54 | 0.0             | 0.2                | 7302.0            | 0.1              |
| 27Feb2019 | 04:55 | 0.0             | 0.2                | 7302.0            | 0.1              |
| 27Feb2019 | 04:56 | 0.0             | 0.2                | 7302.0            | 0.1              |
| 27Feb2019 | 04:57 | 0.0             | 0.2                | 7302.0            | 0.1              |
| 27Feb2019 | 04:58 | 0.0             | 0.2                | 7302.0            | 0.1              |
| 27Feb2019 | 04:59 | 0.0             | 0.2                | 7302.0            | 0.1              |
| 27Feb2019 | 05:00 | 0.0             | 0.2                | 7302.0            | 0.1              |
| 27Feb2019 | 05:01 | 0.0             | 0.2                | 7302.0            | 0.1              |
| 27Feb2019 | 05:02 | 0.0             | 0.2                | 7302.0            | 0.1              |
| 27Feb2019 | 05:03 | 0.0             | 0.2                | 7302.0            | 0.1              |
| 27Feb2019 | 05:04 | 0.0             | 0.2                | 7302.0            | 0.1              |
| 27Feb2019 | 05:05 | 0.0             | 0.2                | 7302.0            | 0.1              |
| 27Feb2019 | 05:06 | 0.0             | 0.2                | 7302.0            | 0.1              |
| 27Feb2019 | 05:07 | 0.0             | 0.2                | 7302.0            | 0.1              |
| 27Feb2019 | 05:08 | 0.0             | 0.2                | 7302.0            | 0.1              |
| 27Feb2019 | 05:09 | 0.0             | 0.2                | 7302.0            | 0.1              |
| 27Feb2019 | 05:10 | 0.0             | 0.2                | 7302.0            | 0.1              |
| 27Feb2019 | 05:11 | 0.0             | 0.2                | 7302.0            | 0.1              |
| 27Feb2019 | 05:12 | 0.0             | 0.2                | 7302.0            | 0.1              |
| 27Feb2019 | 05:13 | 0.0             | 0.2                | 7302.0            | 0.1              |
| 27Feb2019 | 05:14 | 0.0             | 0.2                | 7302.0            | 0.1              |
| 27Feb2019 | 05:15 | 0.0             | 0.2                | 7302.0            | 0.1              |
| 27Feb2019 | 05:16 | 0.0             | 0.2                | 7302.0            | 0.1              |
| 27Feb2019 | 05:17 | 0.0             | 0.2                | 7302.0            | 0.1              |
| 27Feb2019 | 05:18 | 0.0             | 0.2                | 7302.0            | 0.1              |
| 27Feb2019 | 05:19 | 0.0             | 0.2                | 7302.0            | 0.1              |
| 27Feb2019 | 05:20 | 0.0             | 0.2                | 7302.0            | 0.1              |
| 27Feb2019 | 05:21 | 0.0             | 0.2                | 7302.0            | 0.1              |

| Date      | Time  | Inflow<br>(CFS) | Storage<br>(AC-FT) | Elevation<br>(FT) | Outflow<br>(CFS) |
|-----------|-------|-----------------|--------------------|-------------------|------------------|
| 27Feb2019 | 05:22 | 0.0             | 0.2                | 7302.0            | 0.1              |
| 27Feb2019 | 05:23 | 0.0             | 0.2                | 7302.0            | 0.1              |
| 27Feb2019 | 05:24 | 0.0             | 0.2                | 7302.0            | 0.1              |
| 27Feb2019 | 05:25 | 0.0             | 0.2                | 7302.0            | 0.1              |
| 27Feb2019 | 05:26 | 0.0             | 0.2                | 7302.0            | 0.1              |
| 27Feb2019 | 05:27 | 0.0             | 0.2                | 7302.0            | 0.1              |
| 27Feb2019 | 05:28 | 0.0             | 0.2                | 7302.0            | 0.1              |
| 27Feb2019 | 05:29 | 0.0             | 0.2                | 7302.0            | 0.1              |
| 27Feb2019 | 05:30 | 0.0             | 0.2                | 7302.0            | 0.1              |
| 27Feb2019 | 05:31 | 0.0             | 0.2                | 7302.0            | 0.1              |
| 27Feb2019 | 05:32 | 0.0             | 0.2                | 7302.0            | 0.1              |
| 27Feb2019 | 05:33 | 0.0             | 0.2                | 7302.0            | 0.1              |
| 27Feb2019 | 05:34 | 0.0             | 0.2                | 7302.0            | 0.1              |
| 27Feb2019 | 05:35 | 0.0             | 0.2                | 7302.0            | 0.1              |
| 27Feb2019 | 05:36 | 0.0             | 0.2                | 7302.0            | 0.1              |
| 27Feb2019 | 05:37 | 0.0             | 0.2                | 7302.0            | 0.1              |
| 27Feb2019 | 05:38 | 0.0             | 0.2                | 7302.0            | 0.1              |
| 27Feb2019 | 05:39 | 0.0             | 0.2                | 7302.0            | 0.1              |
| 27Feb2019 | 05:40 | 0.0             | 0.2                | 7302.0            | 0.1              |
| 27Feb2019 | 05:41 | 0.0             | 0.2                | 7302.0            | 0.1              |
| 27Feb2019 | 05:42 | 0.0             | 0.2                | 7302.0            | 0.1              |
| 27Feb2019 | 05:43 | 0.0             | 0.2                | 7302.0            | 0.1              |
| 27Feb2019 | 05:44 | 0.0             | 0.2                | 7302.0            | 0.1              |
| 27Feb2019 | 05:45 | 0.0             | 0.2                | 7302.0            | 0.1              |
| 27Feb2019 | 05:46 | 0.0             | 0.2                | 7302.0            | 0.1              |
| 27Feb2019 | 05:47 | 0.0             | 0.2                | 7302.0            | 0.1              |
| 27Feb2019 | 05:48 | 0.0             | 0.2                | 7302.0            | 0.1              |
| 27Feb2019 | 05:49 | 0.0             | 0.2                | 7302.0            | 0.1              |
| 27Feb2019 | 05:50 | 0.0             | 0.2                | 7302.0            | 0.1              |
| 27Feb2019 | 05:51 | 0.0             | 0.2                | 7302.0            | 0.1              |
| 27Feb2019 | 05:52 | 0.0             | 0.2                | 7302.0            | 0.1              |

| Date      | Time  | Inflow<br>(CFS) | Storage<br>(AC-FT) | Elevation<br>(FT) | Outflow<br>(CFS) |
|-----------|-------|-----------------|--------------------|-------------------|------------------|
| 27Feb2019 | 05:53 | 0.0             | 0.2                | 7302.0            | 0.1              |
| 27Feb2019 | 05:54 | 0.0             | 0.2                | 7302.0            | 0.1              |
| 27Feb2019 | 05:55 | 0.0             | 0.2                | 7302.0            | 0.1              |
| 27Feb2019 | 05:56 | 0.0             | 0.2                | 7302.0            | 0.1              |
| 27Feb2019 | 05:57 | 0.0             | 0.2                | 7302.0            | 0.1              |
| 27Feb2019 | 05:58 | 0.0             | 0.2                | 7302.0            | 0.1              |
| 27Feb2019 | 05:59 | 0.0             | 0.2                | 7302.0            | 0.1              |
| 27Feb2019 | 06:00 | 0.0             | 0.2                | 7302.0            | 0.1              |
| 27Feb2019 | 06:01 | 0.0             | 0.2                | 7302.0            | 0.1              |
| 27Feb2019 | 06:02 | 0.0             | 0.2                | 7302.0            | 0.1              |
| 27Feb2019 | 06:03 | 0.0             | 0.2                | 7302.0            | 0.1              |
| 27Feb2019 | 06:04 | 0.0             | 0.2                | 7302.0            | 0.1              |
| 27Feb2019 | 06:05 | 0.0             | 0.2                | 7302.0            | 0.1              |
| 27Feb2019 | 06:06 | 0.0             | 0.2                | 7302.0            | 0.1              |
| 27Feb2019 | 06:07 | 0.0             | 0.2                | 7302.0            | 0.1              |
| 27Feb2019 | 06:08 | 0.0             | 0.2                | 7302.0            | 0.1              |
| 27Feb2019 | 06:09 | 0.0             | 0.2                | 7302.0            | 0.1              |
| 27Feb2019 | 06:10 | 0.0             | 0.2                | 7302.0            | 0.1              |
| 27Feb2019 | 06:11 | 0.0             | 0.2                | 7302.0            | 0.1              |
| 27Feb2019 | 06:12 | 0.0             | 0.2                | 7302.0            | 0.1              |
| 27Feb2019 | 06:13 | 0.0             | 0.2                | 7302.0            | 0.1              |
| 27Feb2019 | 06:14 | 0.0             | 0.2                | 7302.0            | 0.1              |
| 27Feb2019 | 06:15 | 0.0             | 0.2                | 7302.0            | 0.1              |
| 27Feb2019 | 06:16 | 0.0             | 0.2                | 7302.0            | 0.1              |
| 27Feb2019 | 06:17 | 0.0             | 0.2                | 7302.0            | 0.1              |
| 27Feb2019 | 06:18 | 0.0             | 0.2                | 7302.0            | 0.1              |
| 27Feb2019 | 06:19 | 0.0             | 0.2                | 7302.0            | 0.1              |
| 27Feb2019 | 06:20 | 0.0             | 0.2                | 7302.0            | 0.1              |
| 27Feb2019 | 06:21 | 0.0             | 0.2                | 7302.0            | 0.1              |
| 27Feb2019 | 06:22 | 0.0             | 0.2                | 7302.0            | 0.1              |
| 27Feb2019 | 06:23 | 0.0             | 0.2                | 7302.0            | 0.1              |

| Date      | Time  | Inflow<br>(CFS) | Storage<br>(AC-FT) | Elevation<br>(FT) | Outflow<br>(CFS) |
|-----------|-------|-----------------|--------------------|-------------------|------------------|
| 27Feb2019 | 06:24 | 0.0             | 0.2                | 7302.0            | 0.1              |
| 27Feb2019 | 06:25 | 0.0             | 0.2                | 7302.0            | 0.1              |
| 27Feb2019 | 06:26 | 0.0             | 0.2                | 7302.0            | 0.1              |
| 27Feb2019 | 06:27 | 0.0             | 0.2                | 7302.0            | 0.1              |
| 27Feb2019 | 06:28 | 0.0             | 0.2                | 7302.0            | 0.1              |
| 27Feb2019 | 06:29 | 0.0             | 0.2                | 7302.0            | 0.1              |
| 27Feb2019 | 06:30 | 0.0             | 0.2                | 7302.0            | 0.1              |
| 27Feb2019 | 06:31 | 0.0             | 0.2                | 7302.0            | 0.1              |
| 27Feb2019 | 06:32 | 0.0             | 0.2                | 7302.0            | 0.1              |
| 27Feb2019 | 06:33 | 0.0             | 0.2                | 7302.0            | 0.1              |
| 27Feb2019 | 06:34 | 0.0             | 0.2                | 7302.0            | 0.1              |
| 27Feb2019 | 06:35 | 0.0             | 0.2                | 7302.0            | 0.1              |
| 27Feb2019 | 06:36 | 0.0             | 0.2                | 7302.0            | 0.1              |
| 27Feb2019 | 06:37 | 0.0             | 0.2                | 7302.0            | 0.1              |
| 27Feb2019 | 06:38 | 0.0             | 0.2                | 7302.0            | 0.1              |
| 27Feb2019 | 06:39 | 0.0             | 0.2                | 7302.0            | 0.1              |
| 27Feb2019 | 06:40 | 0.0             | 0.2                | 7302.0            | 0.1              |
| 27Feb2019 | 06:41 | 0.0             | 0.2                | 7302.0            | 0.1              |
| 27Feb2019 | 06:42 | 0.0             | 0.2                | 7302.0            | 0.1              |
| 27Feb2019 | 06:43 | 0.0             | 0.2                | 7301.9            | 0.1              |
| 27Feb2019 | 06:44 | 0.0             | 0.2                | 7301.9            | 0.1              |
| 27Feb2019 | 06:45 | 0.0             | 0.2                | 7301.9            | 0.1              |
| 27Feb2019 | 06:46 | 0.0             | 0.2                | 7301.9            | 0.1              |
| 27Feb2019 | 06:47 | 0.0             | 0.2                | 7301.9            | 0.1              |
| 27Feb2019 | 06:48 | 0.0             | 0.2                | 7301.9            | 0.1              |
| 27Feb2019 | 06:49 | 0.0             | 0.2                | 7301.9            | 0.1              |
| 27Feb2019 | 06:50 | 0.0             | 0.2                | 7301.9            | 0.1              |
| 27Feb2019 | 06:51 | 0.0             | 0.2                | 7301.9            | 0.1              |
| 27Feb2019 | 06:52 | 0.0             | 0.2                | 7301.9            | 0.1              |
| 27Feb2019 | 06:53 | 0.0             | 0.2                | 7301.9            | 0.1              |
| 27Feb2019 | 06:54 | 0.0             | 0.2                | 7301.9            | 0.1              |

| Date      | Time  | Inflow<br>(CFS) | Storage<br>(AC-FT) | Elevation<br>(FT) | Outflow<br>(CFS) |
|-----------|-------|-----------------|--------------------|-------------------|------------------|
| 27Feb2019 | 06:55 | 0.0             | 0.2                | 7301.9            | 0.1              |
| 27Feb2019 | 06:56 | 0.0             | 0.2                | 7301.9            | 0.1              |
| 27Feb2019 | 06:57 | 0.0             | 0.2                | 7301.9            | 0.1              |
| 27Feb2019 | 06:58 | 0.0             | 0.2                | 7301.9            | 0.1              |
| 27Feb2019 | 06:59 | 0.0             | 0.2                | 7301.9            | 0.1              |
| 27Feb2019 | 07:00 | 0.0             | 0.2                | 7301.9            | 0.1              |
| 27Feb2019 | 07:01 | 0.0             | 0.2                | 7301.9            | 0.1              |
| 27Feb2019 | 07:02 | 0.0             | 0.2                | 7301.9            | 0.1              |
| 27Feb2019 | 07:03 | 0.0             | 0.2                | 7301.9            | 0.1              |
| 27Feb2019 | 07:04 | 0.0             | 0.2                | 7301.9            | 0.1              |
| 27Feb2019 | 07:05 | 0.0             | 0.2                | 7301.9            | 0.1              |
| 27Feb2019 | 07:06 | 0.0             | 0.2                | 7301.9            | 0.1              |
| 27Feb2019 | 07:07 | 0.0             | 0.2                | 7301.9            | 0.1              |
| 27Feb2019 | 07:08 | 0.0             | 0.2                | 7301.9            | 0.1              |
| 27Feb2019 | 07:09 | 0.0             | 0.2                | 7301.9            | 0.1              |
| 27Feb2019 | 07:10 | 0.0             | 0.2                | 7301.9            | 0.1              |
| 27Feb2019 | 07:11 | 0.0             | 0.2                | 7301.9            | 0.1              |
| 27Feb2019 | 07:12 | 0.0             | 0.2                | 7301.9            | 0.1              |
| 27Feb2019 | 07:13 | 0.0             | 0.2                | 7301.9            | 0.1              |
| 27Feb2019 | 07:14 | 0.0             | 0.2                | 7301.9            | 0.1              |
| 27Feb2019 | 07:15 | 0.0             | 0.2                | 7301.9            | 0.1              |
| 27Feb2019 | 07:16 | 0.0             | 0.2                | 7301.9            | 0.1              |
| 27Feb2019 | 07:17 | 0.0             | 0.2                | 7301.9            | 0.1              |
| 27Feb2019 | 07:18 | 0.0             | 0.2                | 7301.9            | 0.1              |
| 27Feb2019 | 07:19 | 0.0             | 0.2                | 7301.9            | 0.1              |
| 27Feb2019 | 07:20 | 0.0             | 0.2                | 7301.9            | 0.1              |
| 27Feb2019 | 07:21 | 0.0             | 0.2                | 7301.9            | 0.1              |
| 27Feb2019 | 07:22 | 0.0             | 0.2                | 7301.9            | 0.1              |
| 27Feb2019 | 07:23 | 0.0             | 0.2                | 7301.9            | 0.1              |
| 27Feb2019 | 07:24 | 0.0             | 0.2                | 7301.9            | 0.1              |
| 27Feb2019 | 07:25 | 0.0             | 0.2                | 7301.9            | 0.1              |



| Date      | Time  | Inflow<br>(CFS) | Storage<br>(AC-FT) | Elevation<br>(FT) | Outflow<br>(CFS) |
|-----------|-------|-----------------|--------------------|-------------------|------------------|
| 27Feb2019 | 07:26 | 0.0             | 0.2                | 7301.9            | 0.1              |
| 27Feb2019 | 07:27 | 0.0             | 0.2                | 7301.9            | 0.1              |
| 27Feb2019 | 07:28 | 0.0             | 0.2                | 7301.9            | 0.1              |
| 27Feb2019 | 07:29 | 0.0             | 0.2                | 7301.9            | 0.1              |
| 27Feb2019 | 07:30 | 0.0             | 0.2                | 7301.9            | 0.1              |
| 27Feb2019 | 07:31 | 0.0             | 0.2                | 7301.9            | 0.1              |
| 27Feb2019 | 07:32 | 0.0             | 0.2                | 7301.9            | 0.1              |
| 27Feb2019 | 07:33 | 0.0             | 0.2                | 7301.9            | 0.1              |
| 27Feb2019 | 07:34 | 0.0             | 0.2                | 7301.9            | 0.1              |
| 27Feb2019 | 07:35 | 0.0             | 0.2                | 7301.9            | 0.1              |
| 27Feb2019 | 07:36 | 0.0             | 0.2                | 7301.9            | 0.1              |
| 27Feb2019 | 07:37 | 0.0             | 0.2                | 7301.9            | 0.1              |
| 27Feb2019 | 07:38 | 0.0             | 0.2                | 7301.9            | 0.1              |
| 27Feb2019 | 07:39 | 0.0             | 0.2                | 7301.9            | 0.1              |
| 27Feb2019 | 07:40 | 0.0             | 0.2                | 7301.9            | 0.1              |
| 27Feb2019 | 07:41 | 0.0             | 0.2                | 7301.9            | 0.1              |
| 27Feb2019 | 07:42 | 0.0             | 0.2                | 7301.9            | 0.1              |
| 27Feb2019 | 07:43 | 0.0             | 0.2                | 7301.9            | 0.1              |
| 27Feb2019 | 07:44 | 0.0             | 0.2                | 7301.9            | 0.1              |
| 27Feb2019 | 07:45 | 0.0             | 0.2                | 7301.9            | 0.1              |
| 27Feb2019 | 07:46 | 0.0             | 0.2                | 7301.9            | 0.1              |
| 27Feb2019 | 07:47 | 0.0             | 0.2                | 7301.9            | 0.1              |
| 27Feb2019 | 07:48 | 0.0             | 0.2                | 7301.9            | 0.1              |
| 27Feb2019 | 07:49 | 0.0             | 0.2                | 7301.9            | 0.1              |
| 27Feb2019 | 07:50 | 0.0             | 0.2                | 7301.9            | 0.1              |
| 27Feb2019 | 07:51 | 0.0             | 0.2                | 7301.9            | 0.1              |
| 27Feb2019 | 07:52 | 0.0             | 0.2                | 7301.9            | 0.1              |
| 27Feb2019 | 07:53 | 0.0             | 0.2                | 7301.9            | 0.1              |
| 27Feb2019 | 07:54 | 0.0             | 0.1                | 7301.9            | 0.1              |
| 27Feb2019 | 07:55 | 0.0             | 0.1                | 7301.9            | 0.1              |
| 27Feb2019 | 07:56 | 0.0             | 0.1                | 7301.9            | 0.1              |

| Date      | Time  | Inflow<br>(CFS) | Storage<br>(AC-FT) | Elevation<br>(FT) | Outflow<br>(CFS) |
|-----------|-------|-----------------|--------------------|-------------------|------------------|
| 27Feb2019 | 07:57 | 0.0             | 0.1                | 7301.9            | 0.1              |
| 27Feb2019 | 07:58 | 0.0             | 0.1                | 7301.9            | 0.1              |
| 27Feb2019 | 07:59 | 0.0             | 0.1                | 7301.9            | 0.1              |
| 27Feb2019 | 08:00 | 0.0             | 0.1                | 7301.9            | 0.1              |
| 27Feb2019 | 08:01 | 0.0             | 0.1                | 7301.9            | 0.1              |
| 27Feb2019 | 08:02 | 0.0             | 0.1                | 7301.9            | 0.1              |
| 27Feb2019 | 08:03 | 0.0             | 0.1                | 7301.9            | 0.1              |
| 27Feb2019 | 08:04 | 0.0             | 0.1                | 7301.9            | 0.1              |
| 27Feb2019 | 08:05 | 0.0             | 0.1                | 7301.9            | 0.1              |
| 27Feb2019 | 08:06 | 0.0             | 0.1                | 7301.9            | 0.1              |
| 27Feb2019 | 08:07 | 0.0             | 0.1                | 7301.9            | 0.1              |
| 27Feb2019 | 08:08 | 0.0             | 0.1                | 7301.9            | 0.1              |
| 27Feb2019 | 08:09 | 0.0             | 0.1                | 7301.9            | 0.1              |
| 27Feb2019 | 08:10 | 0.0             | 0.1                | 7301.8            | 0.1              |
| 27Feb2019 | 08:11 | 0.0             | 0.1                | 7301.8            | 0.1              |
| 27Feb2019 | 08:12 | 0.0             | 0.1                | 7301.8            | 0.1              |
| 27Feb2019 | 08:13 | 0.0             | 0.1                | 7301.8            | 0.1              |
| 27Feb2019 | 08:14 | 0.0             | 0.1                | 7301.8            | 0.1              |
| 27Feb2019 | 08:15 | 0.0             | 0.1                | 7301.8            | 0.1              |
| 27Feb2019 | 08:16 | 0.0             | 0.1                | 7301.8            | 0.1              |
| 27Feb2019 | 08:17 | 0.0             | 0.1                | 7301.8            | 0.1              |
| 27Feb2019 | 08:18 | 0.0             | 0.1                | 7301.8            | 0.1              |
| 27Feb2019 | 08:19 | 0.0             | 0.1                | 7301.8            | 0.1              |
| 27Feb2019 | 08:20 | 0.0             | 0.1                | 7301.8            | 0.1              |
| 27Feb2019 | 08:21 | 0.0             | 0.1                | 7301.8            | 0.1              |
| 27Feb2019 | 08:22 | 0.0             | 0.1                | 7301.8            | 0.1              |
| 27Feb2019 | 08:23 | 0.0             | 0.1                | 7301.8            | 0.1              |
| 27Feb2019 | 08:24 | 0.0             | 0.1                | 7301.8            | 0.1              |
| 27Feb2019 | 08:25 | 0.0             | 0.1                | 7301.8            | 0.1              |
| 27Feb2019 | 08:26 | 0.0             | 0.1                | 7301.8            | 0.1              |
| 27Feb2019 | 08:27 | 0.0             | 0.1                | 7301.8            | 0.1              |

| Date      | Time  | Inflow<br>(CFS) | Storage<br>(AC-FT) | Elevation<br>(FT) | Outflow<br>(CFS) |
|-----------|-------|-----------------|--------------------|-------------------|------------------|
| 27Feb2019 | 08:28 | 0.0             | 0.1                | 7301.8            | 0.1              |
| 27Feb2019 | 08:29 | 0.0             | 0.1                | 7301.8            | 0.1              |
| 27Feb2019 | 08:30 | 0.0             | 0.1                | 7301.8            | 0.1              |
| 27Feb2019 | 08:31 | 0.0             | 0.1                | 7301.8            | 0.1              |
| 27Feb2019 | 08:32 | 0.0             | 0.1                | 7301.8            | 0.1              |
| 27Feb2019 | 08:33 | 0.0             | 0.1                | 7301.8            | 0.1              |
| 27Feb2019 | 08:34 | 0.0             | 0.1                | 7301.8            | 0.1              |
| 27Feb2019 | 08:35 | 0.0             | 0.1                | 7301.8            | 0.1              |
| 27Feb2019 | 08:36 | 0.0             | 0.1                | 7301.8            | 0.1              |
| 27Feb2019 | 08:37 | 0.0             | 0.1                | 7301.8            | 0.1              |
| 27Feb2019 | 08:38 | 0.0             | 0.1                | 7301.8            | 0.1              |
| 27Feb2019 | 08:39 | 0.0             | 0.1                | 7301.8            | 0.1              |
| 27Feb2019 | 08:40 | 0.0             | 0.1                | 7301.8            | 0.1              |
| 27Feb2019 | 08:41 | 0.0             | 0.1                | 7301.8            | 0.1              |
| 27Feb2019 | 08:42 | 0.0             | 0.1                | 7301.8            | 0.1              |
| 27Feb2019 | 08:43 | 0.0             | 0.1                | 7301.8            | 0.1              |
| 27Feb2019 | 08:44 | 0.0             | 0.1                | 7301.8            | 0.1              |
| 27Feb2019 | 08:45 | 0.0             | 0.1                | 7301.8            | 0.1              |
| 27Feb2019 | 08:46 | 0.0             | 0.1                | 7301.8            | 0.1              |
| 27Feb2019 | 08:47 | 0.0             | 0.1                | 7301.8            | 0.1              |
| 27Feb2019 | 08:48 | 0.0             | 0.1                | 7301.8            | 0.1              |
| 27Feb2019 | 08:49 | 0.0             | 0.1                | 7301.8            | 0.1              |
| 27Feb2019 | 08:50 | 0.0             | 0.1                | 7301.8            | 0.1              |
| 27Feb2019 | 08:51 | 0.0             | 0.1                | 7301.8            | 0.1              |
| 27Feb2019 | 08:52 | 0.0             | 0.1                | 7301.8            | 0.1              |
| 27Feb2019 | 08:53 | 0.0             | 0.1                | 7301.8            | 0.1              |
| 27Feb2019 | 08:54 | 0.0             | 0.1                | 7301.8            | 0.1              |
| 27Feb2019 | 08:55 | 0.0             | 0.1                | 7301.8            | 0.1              |
| 27Feb2019 | 08:56 | 0.0             | 0.1                | 7301.8            | 0.1              |
| 27Feb2019 | 08:57 | 0.0             | 0.1                | 7301.8            | 0.1              |
| 27Feb2019 | 08:58 | 0.0             | 0.1                | 7301.8            | 0.1              |

| Date      | Time  | Inflow<br>(CFS) | Storage<br>(AC-FT) | Elevation<br>(FT) | Outflow<br>(CFS) |
|-----------|-------|-----------------|--------------------|-------------------|------------------|
| 27Feb2019 | 08:59 | 0.0             | 0.1                | 7301.8            | 0.1              |
| 27Feb2019 | 09:00 | 0.0             | 0.1                | 7301.8            | 0.1              |
| 27Feb2019 | 09:01 | 0.0             | 0.1                | 7301.8            | 0.1              |
| 27Feb2019 | 09:02 | 0.0             | 0.1                | 7301.8            | 0.1              |
| 27Feb2019 | 09:03 | 0.0             | 0.1                | 7301.8            | 0.1              |
| 27Feb2019 | 09:04 | 0.0             | 0.1                | 7301.8            | 0.1              |
| 27Feb2019 | 09:05 | 0.0             | 0.1                | 7301.8            | 0.1              |
| 27Feb2019 | 09:06 | 0.0             | 0.1                | 7301.8            | 0.1              |
| 27Feb2019 | 09:07 | 0.0             | 0.1                | 7301.8            | 0.1              |
| 27Feb2019 | 09:08 | 0.0             | 0.1                | 7301.8            | 0.1              |
| 27Feb2019 | 09:09 | 0.0             | 0.1                | 7301.8            | 0.1              |
| 27Feb2019 | 09:10 | 0.0             | 0.1                | 7301.8            | 0.1              |
| 27Feb2019 | 09:11 | 0.0             | 0.1                | 7301.8            | 0.1              |
| 27Feb2019 | 09:12 | 0.0             | 0.1                | 7301.8            | 0.1              |
| 27Feb2019 | 09:13 | 0.0             | 0.1                | 7301.8            | 0.1              |
| 27Feb2019 | 09:14 | 0.0             | 0.1                | 7301.8            | 0.1              |
| 27Feb2019 | 09:15 | 0.0             | 0.1                | 7301.8            | 0.1              |
| 27Feb2019 | 09:16 | 0.0             | 0.1                | 7301.8            | 0.1              |
| 27Feb2019 | 09:17 | 0.0             | 0.1                | 7301.8            | 0.1              |
| 27Feb2019 | 09:18 | 0.0             | 0.1                | 7301.8            | 0.1              |
| 27Feb2019 | 09:19 | 0.0             | 0.1                | 7301.8            | 0.1              |
| 27Feb2019 | 09:20 | 0.0             | 0.1                | 7301.8            | 0.1              |
| 27Feb2019 | 09:21 | 0.0             | 0.1                | 7301.8            | 0.1              |
| 27Feb2019 | 09:22 | 0.0             | 0.1                | 7301.8            | 0.1              |
| 27Feb2019 | 09:23 | 0.0             | 0.1                | 7301.8            | 0.1              |
| 27Feb2019 | 09:24 | 0.0             | 0.1                | 7301.8            | 0.1              |
| 27Feb2019 | 09:25 | 0.0             | 0.1                | 7301.8            | 0.1              |
| 27Feb2019 | 09:26 | 0.0             | 0.1                | 7301.8            | 0.1              |
| 27Feb2019 | 09:27 | 0.0             | 0.1                | 7301.8            | 0.1              |
| 27Feb2019 | 09:28 | 0.0             | 0.1                | 7301.8            | 0.1              |
| 27Feb2019 | 09:29 | 0.0             | 0.1                | 7301.8            | 0.1              |

| Date      | Time  | Inflow<br>(CFS) | Storage<br>(AC-FT) | Elevation<br>(FT) | Outflow<br>(CFS) |
|-----------|-------|-----------------|--------------------|-------------------|------------------|
| 27Feb2019 | 09:30 | 0.0             | 0.1                | 7301.8            | 0.1              |
| 27Feb2019 | 09:31 | 0.0             | 0.1                | 7301.8            | 0.1              |
| 27Feb2019 | 09:32 | 0.0             | 0.1                | 7301.8            | 0.1              |
| 27Feb2019 | 09:33 | 0.0             | 0.1                | 7301.8            | 0.1              |
| 27Feb2019 | 09:34 | 0.0             | 0.1                | 7301.8            | 0.1              |
| 27Feb2019 | 09:35 | 0.0             | 0.1                | 7301.8            | 0.1              |
| 27Feb2019 | 09:36 | 0.0             | 0.1                | 7301.8            | 0.1              |
| 27Feb2019 | 09:37 | 0.0             | 0.1                | 7301.8            | 0.1              |
| 27Feb2019 | 09:38 | 0.0             | 0.1                | 7301.8            | 0.1              |
| 27Feb2019 | 09:39 | 0.0             | 0.1                | 7301.8            | 0.1              |
| 27Feb2019 | 09:40 | 0.0             | 0.1                | 7301.8            | 0.1              |
| 27Feb2019 | 09:41 | 0.0             | 0.1                | 7301.8            | 0.1              |
| 27Feb2019 | 09:42 | 0.0             | 0.1                | 7301.8            | 0.1              |
| 27Feb2019 | 09:43 | 0.0             | 0.1                | 7301.7            | 0.1              |
| 27Feb2019 | 09:44 | 0.0             | 0.1                | 7301.7            | 0.1              |
| 27Feb2019 | 09:45 | 0.0             | 0.1                | 7301.7            | 0.1              |
| 27Feb2019 | 09:46 | 0.0             | 0.1                | 7301.7            | 0.1              |
| 27Feb2019 | 09:47 | 0.0             | 0.1                | 7301.7            | 0.1              |
| 27Feb2019 | 09:48 | 0.0             | 0.1                | 7301.7            | 0.1              |
| 27Feb2019 | 09:49 | 0.0             | 0.1                | 7301.7            | 0.1              |
| 27Feb2019 | 09:50 | 0.0             | 0.1                | 7301.7            | 0.1              |
| 27Feb2019 | 09:51 | 0.0             | 0.1                | 7301.7            | 0.1              |
| 27Feb2019 | 09:52 | 0.0             | 0.1                | 7301.7            | 0.1              |
| 27Feb2019 | 09:53 | 0.0             | 0.1                | 7301.7            | 0.1              |
| 27Feb2019 | 09:54 | 0.0             | 0.1                | 7301.7            | 0.1              |
| 27Feb2019 | 09:55 | 0.0             | 0.1                | 7301.7            | 0.1              |
| 27Feb2019 | 09:56 | 0.0             | 0.1                | 7301.7            | 0.1              |
| 27Feb2019 | 09:57 | 0.0             | 0.1                | 7301.7            | 0.1              |
| 27Feb2019 | 09:58 | 0.0             | 0.1                | 7301.7            | 0.1              |
| 27Feb2019 | 09:59 | 0.0             | 0.1                | 7301.7            | 0.1              |
| 27Feb2019 | 10:00 | 0.0             | 0.1                | 7301.7            | 0.1              |

| Date      | Time  | Inflow<br>(CFS) | Storage<br>(AC-FT) | Elevation<br>(FT) | Outflow<br>(CFS) |
|-----------|-------|-----------------|--------------------|-------------------|------------------|
| 27Feb2019 | 10:01 | 0.0             | 0.1                | 7301.7            | 0.1              |
| 27Feb2019 | 10:02 | 0.0             | 0.1                | 7301.7            | 0.1              |
| 27Feb2019 | 10:03 | 0.0             | 0.1                | 7301.7            | 0.1              |
| 27Feb2019 | 10:04 | 0.0             | 0.1                | 7301.7            | 0.1              |
| 27Feb2019 | 10:05 | 0.0             | 0.1                | 7301.7            | 0.1              |
| 27Feb2019 | 10:06 | 0.0             | 0.1                | 7301.7            | 0.1              |
| 27Feb2019 | 10:07 | 0.0             | 0.1                | 7301.7            | 0.1              |
| 27Feb2019 | 10:08 | 0.0             | 0.1                | 7301.7            | 0.1              |
| 27Feb2019 | 10:09 | 0.0             | 0.1                | 7301.7            | 0.1              |
| 27Feb2019 | 10:10 | 0.0             | 0.1                | 7301.7            | 0.1              |
| 27Feb2019 | 10:11 | 0.0             | 0.1                | 7301.7            | 0.1              |
| 27Feb2019 | 10:12 | 0.0             | 0.1                | 7301.7            | 0.1              |
| 27Feb2019 | 10:13 | 0.0             | 0.1                | 7301.7            | 0.1              |
| 27Feb2019 | 10:14 | 0.0             | 0.1                | 7301.7            | 0.1              |
| 27Feb2019 | 10:15 | 0.0             | 0.1                | 7301.7            | 0.1              |
| 27Feb2019 | 10:16 | 0.0             | 0.1                | 7301.7            | 0.1              |
| 27Feb2019 | 10:17 | 0.0             | 0.1                | 7301.7            | 0.1              |
| 27Feb2019 | 10:18 | 0.0             | 0.1                | 7301.7            | 0.1              |
| 27Feb2019 | 10:19 | 0.0             | 0.1                | 7301.7            | 0.1              |
| 27Feb2019 | 10:20 | 0.0             | 0.1                | 7301.7            | 0.1              |
| 27Feb2019 | 10:21 | 0.0             | 0.1                | 7301.7            | 0.1              |
| 27Feb2019 | 10:22 | 0.0             | 0.1                | 7301.7            | 0.1              |
| 27Feb2019 | 10:23 | 0.0             | 0.1                | 7301.7            | 0.1              |
| 27Feb2019 | 10:24 | 0.0             | 0.1                | 7301.7            | 0.1              |
| 27Feb2019 | 10:25 | 0.0             | 0.1                | 7301.7            | 0.1              |
| 27Feb2019 | 10:26 | 0.0             | 0.1                | 7301.7            | 0.1              |
| 27Feb2019 | 10:27 | 0.0             | 0.1                | 7301.7            | 0.1              |
| 27Feb2019 | 10:28 | 0.0             | 0.1                | 7301.7            | 0.1              |
| 27Feb2019 | 10:29 | 0.0             | 0.1                | 7301.7            | 0.1              |
| 27Feb2019 | 10:30 | 0.0             | 0.1                | 7301.7            | 0.1              |
| 27Feb2019 | 10:31 | 0.0             | 0.1                | 7301.7            | 0.1              |

| Date      | Time  | Inflow<br>(CFS) | Storage<br>(AC-FT) | Elevation<br>(FT) | Outflow<br>(CFS) |
|-----------|-------|-----------------|--------------------|-------------------|------------------|
| 27Feb2019 | 10:32 | 0.0             | 0.1                | 7301.7            | 0.1              |
| 27Feb2019 | 10:33 | 0.0             | 0.1                | 7301.7            | 0.1              |
| 27Feb2019 | 10:34 | 0.0             | 0.1                | 7301.7            | 0.1              |
| 27Feb2019 | 10:35 | 0.0             | 0.1                | 7301.7            | 0.1              |
| 27Feb2019 | 10:36 | 0.0             | 0.1                | 7301.7            | 0.1              |
| 27Feb2019 | 10:37 | 0.0             | 0.1                | 7301.7            | 0.1              |
| 27Feb2019 | 10:38 | 0.0             | 0.1                | 7301.7            | 0.1              |
| 27Feb2019 | 10:39 | 0.0             | 0.1                | 7301.7            | 0.1              |
| 27Feb2019 | 10:40 | 0.0             | 0.1                | 7301.7            | 0.1              |
| 27Feb2019 | 10:41 | 0.0             | 0.1                | 7301.7            | 0.1              |
| 27Feb2019 | 10:42 | 0.0             | 0.1                | 7301.7            | 0.1              |
| 27Feb2019 | 10:43 | 0.0             | 0.1                | 7301.7            | 0.1              |
| 27Feb2019 | 10:44 | 0.0             | 0.1                | 7301.7            | 0.1              |
| 27Feb2019 | 10:45 | 0.0             | 0.1                | 7301.7            | 0.1              |
| 27Feb2019 | 10:46 | 0.0             | 0.1                | 7301.7            | 0.1              |
| 27Feb2019 | 10:47 | 0.0             | 0.1                | 7301.7            | 0.1              |
| 27Feb2019 | 10:48 | 0.0             | 0.1                | 7301.7            | 0.1              |
| 27Feb2019 | 10:49 | 0.0             | 0.1                | 7301.7            | 0.1              |
| 27Feb2019 | 10:50 | 0.0             | 0.1                | 7301.7            | 0.1              |
| 27Feb2019 | 10:51 | 0.0             | 0.1                | 7301.7            | 0.1              |
| 27Feb2019 | 10:52 | 0.0             | 0.1                | 7301.7            | 0.1              |
| 27Feb2019 | 10:53 | 0.0             | 0.1                | 7301.7            | 0.1              |
| 27Feb2019 | 10:54 | 0.0             | 0.1                | 7301.7            | 0.1              |
| 27Feb2019 | 10:55 | 0.0             | 0.1                | 7301.7            | 0.1              |
| 27Feb2019 | 10:56 | 0.0             | 0.1                | 7301.7            | 0.1              |
| 27Feb2019 | 10:57 | 0.0             | 0.1                | 7301.7            | 0.1              |
| 27Feb2019 | 10:58 | 0.0             | 0.1                | 7301.7            | 0.1              |
| 27Feb2019 | 10:59 | 0.0             | 0.1                | 7301.7            | 0.1              |
| 27Feb2019 | 11:00 | 0.0             | 0.1                | 7301.7            | 0.1              |
| 27Feb2019 | 11:01 | 0.0             | 0.1                | 7301.7            | 0.1              |
| 27Feb2019 | 11:02 | 0.0             | 0.1                | 7301.7            | 0.1              |

| Date      | Time  | Inflow<br>(CFS) | Storage<br>(AC-FT) | Elevation<br>(FT) | Outflow<br>(CFS) |
|-----------|-------|-----------------|--------------------|-------------------|------------------|
| 27Feb2019 | 11:03 | 0.0             | 0.1                | 7301.7            | 0.1              |
| 27Feb2019 | 11:04 | 0.0             | 0.1                | 7301.7            | 0.1              |
| 27Feb2019 | 11:05 | 0.0             | 0.1                | 7301.7            | 0.1              |
| 27Feb2019 | 11:06 | 0.0             | 0.1                | 7301.7            | 0.1              |
| 27Feb2019 | 11:07 | 0.0             | 0.1                | 7301.7            | 0.1              |
| 27Feb2019 | 11:08 | 0.0             | 0.1                | 7301.7            | 0.1              |
| 27Feb2019 | 11:09 | 0.0             | 0.1                | 7301.7            | 0.1              |
| 27Feb2019 | 11:10 | 0.0             | 0.1                | 7301.7            | 0.1              |
| 27Feb2019 | 11:11 | 0.0             | 0.1                | 7301.7            | 0.1              |
| 27Feb2019 | 11:12 | 0.0             | 0.1                | 7301.7            | 0.1              |
| 27Feb2019 | 11:13 | 0.0             | 0.1                | 7301.7            | 0.1              |
| 27Feb2019 | 11:14 | 0.0             | 0.1                | 7301.7            | 0.1              |
| 27Feb2019 | 11:15 | 0.0             | 0.1                | 7301.7            | 0.1              |
| 27Feb2019 | 11:16 | 0.0             | 0.1                | 7301.7            | 0.1              |
| 27Feb2019 | 11:17 | 0.0             | 0.1                | 7301.7            | 0.1              |
| 27Feb2019 | 11:18 | 0.0             | 0.1                | 7301.7            | 0.1              |
| 27Feb2019 | 11:19 | 0.0             | 0.1                | 7301.7            | 0.1              |
| 27Feb2019 | 11:20 | 0.0             | 0.1                | 7301.7            | 0.1              |
| 27Feb2019 | 11:21 | 0.0             | 0.1                | 7301.7            | 0.1              |
| 27Feb2019 | 11:22 | 0.0             | 0.1                | 7301.6            | 0.1              |
| 27Feb2019 | 11:23 | 0.0             | 0.1                | 7301.6            | 0.1              |
| 27Feb2019 | 11:24 | 0.0             | 0.1                | 7301.6            | 0.1              |
| 27Feb2019 | 11:25 | 0.0             | 0.1                | 7301.6            | 0.1              |
| 27Feb2019 | 11:26 | 0.0             | 0.1                | 7301.6            | 0.1              |
| 27Feb2019 | 11:27 | 0.0             | 0.1                | 7301.6            | 0.1              |
| 27Feb2019 | 11:28 | 0.0             | 0.1                | 7301.6            | 0.1              |
| 27Feb2019 | 11:29 | 0.0             | 0.1                | 7301.6            | 0.1              |
| 27Feb2019 | 11:30 | 0.0             | 0.1                | 7301.6            | 0.1              |
| 27Feb2019 | 11:31 | 0.0             | 0.1                | 7301.6            | 0.1              |
| 27Feb2019 | 11:32 | 0.0             | 0.1                | 7301.6            | 0.1              |
| 27Feb2019 | 11:33 | 0.0             | 0.1                | 7301.6            | 0.1              |



| Date      | Time  | Inflow<br>(CFS) | Storage<br>(AC-FT) | Elevation<br>(FT) | Outflow<br>(CFS) |
|-----------|-------|-----------------|--------------------|-------------------|------------------|
| 27Feb2019 | 11:34 | 0.0             | 0.1                | 7301.6            | 0.1              |
| 27Feb2019 | 11:35 | 0.0             | 0.1                | 7301.6            | 0.1              |
| 27Feb2019 | 11:36 | 0.0             | 0.1                | 7301.6            | 0.1              |
| 27Feb2019 | 11:37 | 0.0             | 0.1                | 7301.6            | 0.1              |
| 27Feb2019 | 11:38 | 0.0             | 0.1                | 7301.6            | 0.1              |
| 27Feb2019 | 11:39 | 0.0             | 0.1                | 7301.6            | 0.1              |
| 27Feb2019 | 11:40 | 0.0             | 0.1                | 7301.6            | 0.1              |
| 27Feb2019 | 11:41 | 0.0             | 0.1                | 7301.6            | 0.1              |
| 27Feb2019 | 11:42 | 0.0             | 0.1                | 7301.6            | 0.1              |
| 27Feb2019 | 11:43 | 0.0             | 0.1                | 7301.6            | 0.1              |
| 27Feb2019 | 11:44 | 0.0             | 0.1                | 7301.6            | 0.1              |
| 27Feb2019 | 11:45 | 0.0             | 0.1                | 7301.6            | 0.1              |
| 27Feb2019 | 11:46 | 0.0             | 0.1                | 7301.6            | 0.1              |
| 27Feb2019 | 11:47 | 0.0             | 0.1                | 7301.6            | 0.1              |
| 27Feb2019 | 11:48 | 0.0             | 0.1                | 7301.6            | 0.1              |
| 27Feb2019 | 11:49 | 0.0             | 0.1                | 7301.6            | 0.1              |
| 27Feb2019 | 11:50 | 0.0             | 0.1                | 7301.6            | 0.1              |
| 27Feb2019 | 11:51 | 0.0             | 0.1                | 7301.6            | 0.1              |
| 27Feb2019 | 11:52 | 0.0             | 0.1                | 7301.6            | 0.1              |
| 27Feb2019 | 11:53 | 0.0             | 0.1                | 7301.6            | 0.1              |
| 27Feb2019 | 11:54 | 0.0             | 0.1                | 7301.6            | 0.1              |
| 27Feb2019 | 11:55 | 0.0             | 0.1                | 7301.6            | 0.1              |
| 27Feb2019 | 11:56 | 0.0             | 0.1                | 7301.6            | 0.1              |
| 27Feb2019 | 11:57 | 0.0             | 0.1                | 7301.6            | 0.1              |
| 27Feb2019 | 11:58 | 0.0             | 0.1                | 7301.6            | 0.1              |
| 27Feb2019 | 11:59 | 0.0             | 0.1                | 7301.6            | 0.1              |
| 27Feb2019 | 12:00 | 0.0             | 0.1                | 7301.6            | 0.1              |

Project: Winsome\_Fil\_3

Simulation Run: Prop Basin 5yr

Reservoir: STORAGE P4

Start of Run: 26Feb2019, 00:00

Basin Model: Proposed Basins

End of Run: 27Feb2019, 12:00

Meteorologic Model: Prop Basins 5yr

Compute Time: 30Aug2022, 15:00:27

Control Specifications: Control 1

Volume Units:

AC-FT

#### Computed Results

Peak Inflow: 18.8 (CFS)

Date/Time of Peak Inflow: 26Feb2019, 12:0

Peak Discharge: 6.3 (CFS)

Date/Time of Peak Discharge 26Feb2019, 12:2

Inflow Volume: 1.2 (AC-FT)

Peak Storage: 0.6 (AC-FT)

Discharge Volume 1.0 (AC-FT)

Peak Elevation: 7293.6 (FT)

Project: Winsome\_Fil\_3 Simulation Run: Prop Basin 5yr  
Reservoir: STORAGE P4

Start of Run: 26Feb2019, 00:00 Basin Model: Proposed Basins  
End of Run: 27Feb2019, 12:00 Meteorologic Model: Prop Basins 5yr  
Compute Time: 30Aug2022, 15:00:27 Control Specifications:Control 1

| Date      | Time  | Inflow<br>(CFS) | Storage<br>(AC-FT) | Elevation<br>(FT) | Outflow<br>(CFS) |
|-----------|-------|-----------------|--------------------|-------------------|------------------|
| 26Feb2019 | 00:00 | 0.0             | 0.0                | 7291.0            | 0.0              |
| 26Feb2019 | 00:01 | 0.0             | 0.0                | 7291.0            | 0.0              |
| 26Feb2019 | 00:02 | 0.0             | 0.0                | 7291.0            | 0.0              |
| 26Feb2019 | 00:03 | 0.0             | 0.0                | 7291.0            | 0.0              |
| 26Feb2019 | 00:04 | 0.0             | 0.0                | 7291.0            | 0.0              |
| 26Feb2019 | 00:05 | 0.0             | 0.0                | 7291.0            | 0.0              |
| 26Feb2019 | 00:06 | 0.0             | 0.0                | 7291.0            | 0.0              |
| 26Feb2019 | 00:07 | 0.0             | 0.0                | 7291.0            | 0.0              |
| 26Feb2019 | 00:08 | 0.0             | 0.0                | 7291.0            | 0.0              |
| 26Feb2019 | 00:09 | 0.0             | 0.0                | 7291.0            | 0.0              |
| 26Feb2019 | 00:10 | 0.0             | 0.0                | 7291.0            | 0.0              |
| 26Feb2019 | 00:11 | 0.0             | 0.0                | 7291.0            | 0.0              |
| 26Feb2019 | 00:12 | 0.0             | 0.0                | 7291.0            | 0.0              |
| 26Feb2019 | 00:13 | 0.1             | 0.0                | 7291.0            | 0.0              |
| 26Feb2019 | 00:14 | 0.1             | 0.0                | 7291.0            | 0.0              |
| 26Feb2019 | 00:15 | 0.1             | 0.0                | 7291.0            | 0.0              |
| 26Feb2019 | 00:16 | 0.1             | 0.0                | 7291.0            | 0.0              |
| 26Feb2019 | 00:17 | 0.1             | 0.0                | 7291.0            | 0.0              |
| 26Feb2019 | 00:18 | 0.1             | 0.0                | 7291.0            | 0.0              |
| 26Feb2019 | 00:19 | 0.1             | 0.0                | 7291.0            | 0.0              |
| 26Feb2019 | 00:20 | 0.1             | 0.0                | 7291.0            | 0.0              |
| 26Feb2019 | 00:21 | 0.1             | 0.0                | 7291.0            | 0.0              |
| 26Feb2019 | 00:22 | 0.1             | 0.0                | 7291.0            | 0.0              |
| 26Feb2019 | 00:23 | 0.1             | 0.0                | 7291.0            | 0.0              |
| 26Feb2019 | 00:24 | 0.1             | 0.0                | 7291.0            | 0.0              |
| 26Feb2019 | 00:25 | 0.1             | 0.0                | 7291.0            | 0.0              |

| Date      | Time  | Inflow<br>(CFS) | Storage<br>(AC-FT) | Elevation<br>(FT) | Outflow<br>(CFS) |
|-----------|-------|-----------------|--------------------|-------------------|------------------|
| 26Feb2019 | 00:26 | 0.1             | 0.0                | 7291.0            | 0.0              |
| 26Feb2019 | 00:27 | 0.1             | 0.0                | 7291.0            | 0.0              |
| 26Feb2019 | 00:28 | 0.1             | 0.0                | 7291.0            | 0.0              |
| 26Feb2019 | 00:29 | 0.1             | 0.0                | 7291.0            | 0.0              |
| 26Feb2019 | 00:30 | 0.1             | 0.0                | 7291.0            | 0.0              |
| 26Feb2019 | 00:31 | 0.1             | 0.0                | 7291.0            | 0.0              |
| 26Feb2019 | 00:32 | 0.1             | 0.0                | 7291.0            | 0.0              |
| 26Feb2019 | 00:33 | 0.1             | 0.0                | 7291.0            | 0.0              |
| 26Feb2019 | 00:34 | 0.1             | 0.0                | 7291.0            | 0.0              |
| 26Feb2019 | 00:35 | 0.1             | 0.0                | 7291.0            | 0.0              |
| 26Feb2019 | 00:36 | 0.1             | 0.0                | 7291.0            | 0.0              |
| 26Feb2019 | 00:37 | 0.1             | 0.0                | 7291.0            | 0.0              |
| 26Feb2019 | 00:38 | 0.1             | 0.0                | 7291.0            | 0.0              |
| 26Feb2019 | 00:39 | 0.1             | 0.0                | 7291.0            | 0.0              |
| 26Feb2019 | 00:40 | 0.1             | 0.0                | 7291.1            | 0.0              |
| 26Feb2019 | 00:41 | 0.1             | 0.0                | 7291.1            | 0.0              |
| 26Feb2019 | 00:42 | 0.1             | 0.0                | 7291.1            | 0.0              |
| 26Feb2019 | 00:43 | 0.1             | 0.0                | 7291.1            | 0.0              |
| 26Feb2019 | 00:44 | 0.1             | 0.0                | 7291.1            | 0.0              |
| 26Feb2019 | 00:45 | 0.1             | 0.0                | 7291.1            | 0.0              |
| 26Feb2019 | 00:46 | 0.1             | 0.0                | 7291.1            | 0.0              |
| 26Feb2019 | 00:47 | 0.1             | 0.0                | 7291.1            | 0.0              |
| 26Feb2019 | 00:48 | 0.1             | 0.0                | 7291.1            | 0.0              |
| 26Feb2019 | 00:49 | 0.1             | 0.0                | 7291.1            | 0.0              |
| 26Feb2019 | 00:50 | 0.1             | 0.0                | 7291.1            | 0.0              |
| 26Feb2019 | 00:51 | 0.1             | 0.0                | 7291.1            | 0.0              |
| 26Feb2019 | 00:52 | 0.1             | 0.0                | 7291.1            | 0.0              |
| 26Feb2019 | 00:53 | 0.1             | 0.0                | 7291.1            | 0.0              |
| 26Feb2019 | 00:54 | 0.1             | 0.0                | 7291.1            | 0.0              |
| 26Feb2019 | 00:55 | 0.1             | 0.0                | 7291.1            | 0.0              |
| 26Feb2019 | 00:56 | 0.1             | 0.0                | 7291.1            | 0.0              |

| Date      | Time  | Inflow<br>(CFS) | Storage<br>(AC-FT) | Elevation<br>(FT) | Outflow<br>(CFS) |
|-----------|-------|-----------------|--------------------|-------------------|------------------|
| 26Feb2019 | 00:57 | 0.1             | 0.0                | 7291.1            | 0.0              |
| 26Feb2019 | 00:58 | 0.1             | 0.0                | 7291.1            | 0.0              |
| 26Feb2019 | 00:59 | 0.1             | 0.0                | 7291.1            | 0.0              |
| 26Feb2019 | 01:00 | 0.1             | 0.0                | 7291.1            | 0.0              |
| 26Feb2019 | 01:01 | 0.1             | 0.0                | 7291.1            | 0.0              |
| 26Feb2019 | 01:02 | 0.1             | 0.0                | 7291.1            | 0.0              |
| 26Feb2019 | 01:03 | 0.1             | 0.0                | 7291.1            | 0.0              |
| 26Feb2019 | 01:04 | 0.1             | 0.0                | 7291.1            | 0.0              |
| 26Feb2019 | 01:05 | 0.1             | 0.0                | 7291.1            | 0.0              |
| 26Feb2019 | 01:06 | 0.1             | 0.0                | 7291.1            | 0.0              |
| 26Feb2019 | 01:07 | 0.1             | 0.0                | 7291.1            | 0.0              |
| 26Feb2019 | 01:08 | 0.1             | 0.0                | 7291.1            | 0.0              |
| 26Feb2019 | 01:09 | 0.1             | 0.0                | 7291.1            | 0.0              |
| 26Feb2019 | 01:10 | 0.1             | 0.0                | 7291.1            | 0.0              |
| 26Feb2019 | 01:11 | 0.1             | 0.0                | 7291.1            | 0.0              |
| 26Feb2019 | 01:12 | 0.1             | 0.0                | 7291.1            | 0.0              |
| 26Feb2019 | 01:13 | 0.1             | 0.0                | 7291.1            | 0.0              |
| 26Feb2019 | 01:14 | 0.1             | 0.0                | 7291.1            | 0.0              |
| 26Feb2019 | 01:15 | 0.1             | 0.0                | 7291.1            | 0.0              |
| 26Feb2019 | 01:16 | 0.1             | 0.0                | 7291.1            | 0.0              |
| 26Feb2019 | 01:17 | 0.1             | 0.0                | 7291.1            | 0.0              |
| 26Feb2019 | 01:18 | 0.1             | 0.0                | 7291.1            | 0.0              |
| 26Feb2019 | 01:19 | 0.1             | 0.0                | 7291.2            | 0.0              |
| 26Feb2019 | 01:20 | 0.1             | 0.0                | 7291.2            | 0.0              |
| 26Feb2019 | 01:21 | 0.1             | 0.0                | 7291.2            | 0.0              |
| 26Feb2019 | 01:22 | 0.1             | 0.0                | 7291.2            | 0.0              |
| 26Feb2019 | 01:23 | 0.1             | 0.0                | 7291.2            | 0.0              |
| 26Feb2019 | 01:24 | 0.1             | 0.0                | 7291.2            | 0.0              |
| 26Feb2019 | 01:25 | 0.1             | 0.0                | 7291.2            | 0.0              |
| 26Feb2019 | 01:26 | 0.1             | 0.0                | 7291.2            | 0.0              |
| 26Feb2019 | 01:27 | 0.1             | 0.0                | 7291.2            | 0.0              |

| Date      | Time  | Inflow<br>(CFS) | Storage<br>(AC-FT) | Elevation<br>(FT) | Outflow<br>(CFS) |
|-----------|-------|-----------------|--------------------|-------------------|------------------|
| 26Feb2019 | 01:28 | 0.1             | 0.0                | 7291.2            | 0.0              |
| 26Feb2019 | 01:29 | 0.1             | 0.0                | 7291.2            | 0.0              |
| 26Feb2019 | 01:30 | 0.1             | 0.0                | 7291.2            | 0.0              |
| 26Feb2019 | 01:31 | 0.1             | 0.0                | 7291.2            | 0.0              |
| 26Feb2019 | 01:32 | 0.1             | 0.0                | 7291.2            | 0.0              |
| 26Feb2019 | 01:33 | 0.1             | 0.0                | 7291.2            | 0.0              |
| 26Feb2019 | 01:34 | 0.1             | 0.0                | 7291.2            | 0.0              |
| 26Feb2019 | 01:35 | 0.1             | 0.0                | 7291.2            | 0.0              |
| 26Feb2019 | 01:36 | 0.1             | 0.0                | 7291.2            | 0.0              |
| 26Feb2019 | 01:37 | 0.1             | 0.0                | 7291.2            | 0.0              |
| 26Feb2019 | 01:38 | 0.1             | 0.0                | 7291.2            | 0.0              |
| 26Feb2019 | 01:39 | 0.1             | 0.0                | 7291.2            | 0.0              |
| 26Feb2019 | 01:40 | 0.1             | 0.0                | 7291.2            | 0.0              |
| 26Feb2019 | 01:41 | 0.1             | 0.0                | 7291.2            | 0.0              |
| 26Feb2019 | 01:42 | 0.1             | 0.0                | 7291.2            | 0.0              |
| 26Feb2019 | 01:43 | 0.1             | 0.0                | 7291.2            | 0.0              |
| 26Feb2019 | 01:44 | 0.1             | 0.0                | 7291.2            | 0.0              |
| 26Feb2019 | 01:45 | 0.1             | 0.0                | 7291.2            | 0.0              |
| 26Feb2019 | 01:46 | 0.1             | 0.0                | 7291.2            | 0.0              |
| 26Feb2019 | 01:47 | 0.1             | 0.0                | 7291.2            | 0.0              |
| 26Feb2019 | 01:48 | 0.1             | 0.0                | 7291.2            | 0.0              |
| 26Feb2019 | 01:49 | 0.1             | 0.0                | 7291.2            | 0.0              |
| 26Feb2019 | 01:50 | 0.1             | 0.0                | 7291.2            | 0.0              |
| 26Feb2019 | 01:51 | 0.1             | 0.0                | 7291.2            | 0.0              |
| 26Feb2019 | 01:52 | 0.1             | 0.0                | 7291.2            | 0.0              |
| 26Feb2019 | 01:53 | 0.1             | 0.0                | 7291.2            | 0.0              |
| 26Feb2019 | 01:54 | 0.1             | 0.0                | 7291.2            | 0.0              |
| 26Feb2019 | 01:55 | 0.1             | 0.0                | 7291.3            | 0.0              |
| 26Feb2019 | 01:56 | 0.1             | 0.0                | 7291.3            | 0.0              |
| 26Feb2019 | 01:57 | 0.1             | 0.0                | 7291.3            | 0.0              |
| 26Feb2019 | 01:58 | 0.1             | 0.0                | 7291.3            | 0.0              |

| Date      | Time  | Inflow<br>(CFS) | Storage<br>(AC-FT) | Elevation<br>(FT) | Outflow<br>(CFS) |
|-----------|-------|-----------------|--------------------|-------------------|------------------|
| 26Feb2019 | 01:59 | 0.1             | 0.0                | 7291.3            | 0.0              |
| 26Feb2019 | 02:00 | 0.1             | 0.0                | 7291.3            | 0.0              |
| 26Feb2019 | 02:01 | 0.1             | 0.0                | 7291.3            | 0.0              |
| 26Feb2019 | 02:02 | 0.1             | 0.0                | 7291.3            | 0.0              |
| 26Feb2019 | 02:03 | 0.1             | 0.0                | 7291.3            | 0.0              |
| 26Feb2019 | 02:04 | 0.1             | 0.0                | 7291.3            | 0.0              |
| 26Feb2019 | 02:05 | 0.1             | 0.0                | 7291.3            | 0.0              |
| 26Feb2019 | 02:06 | 0.1             | 0.0                | 7291.3            | 0.0              |
| 26Feb2019 | 02:07 | 0.1             | 0.0                | 7291.3            | 0.0              |
| 26Feb2019 | 02:08 | 0.1             | 0.0                | 7291.3            | 0.0              |
| 26Feb2019 | 02:09 | 0.1             | 0.0                | 7291.3            | 0.0              |
| 26Feb2019 | 02:10 | 0.1             | 0.0                | 7291.3            | 0.0              |
| 26Feb2019 | 02:11 | 0.1             | 0.0                | 7291.3            | 0.0              |
| 26Feb2019 | 02:12 | 0.1             | 0.0                | 7291.3            | 0.0              |
| 26Feb2019 | 02:13 | 0.1             | 0.0                | 7291.3            | 0.0              |
| 26Feb2019 | 02:14 | 0.1             | 0.0                | 7291.3            | 0.0              |
| 26Feb2019 | 02:15 | 0.1             | 0.0                | 7291.3            | 0.0              |
| 26Feb2019 | 02:16 | 0.1             | 0.0                | 7291.3            | 0.0              |
| 26Feb2019 | 02:17 | 0.1             | 0.0                | 7291.3            | 0.0              |
| 26Feb2019 | 02:18 | 0.1             | 0.0                | 7291.3            | 0.0              |
| 26Feb2019 | 02:19 | 0.1             | 0.0                | 7291.3            | 0.0              |
| 26Feb2019 | 02:20 | 0.1             | 0.0                | 7291.3            | 0.0              |
| 26Feb2019 | 02:21 | 0.1             | 0.0                | 7291.3            | 0.0              |
| 26Feb2019 | 02:22 | 0.1             | 0.0                | 7291.3            | 0.0              |
| 26Feb2019 | 02:23 | 0.1             | 0.0                | 7291.3            | 0.0              |
| 26Feb2019 | 02:24 | 0.1             | 0.0                | 7291.3            | 0.0              |
| 26Feb2019 | 02:25 | 0.1             | 0.0                | 7291.3            | 0.0              |
| 26Feb2019 | 02:26 | 0.1             | 0.0                | 7291.3            | 0.0              |
| 26Feb2019 | 02:27 | 0.1             | 0.0                | 7291.3            | 0.0              |
| 26Feb2019 | 02:28 | 0.1             | 0.0                | 7291.3            | 0.0              |
| 26Feb2019 | 02:29 | 0.1             | 0.0                | 7291.3            | 0.0              |

| Date      | Time  | Inflow<br>(CFS) | Storage<br>(AC-FT) | Elevation<br>(FT) | Outflow<br>(CFS) |
|-----------|-------|-----------------|--------------------|-------------------|------------------|
| 26Feb2019 | 02:30 | 0.1             | 0.0                | 7291.4            | 0.0              |
| 26Feb2019 | 02:31 | 0.1             | 0.0                | 7291.4            | 0.0              |
| 26Feb2019 | 02:32 | 0.1             | 0.0                | 7291.4            | 0.0              |
| 26Feb2019 | 02:33 | 0.1             | 0.0                | 7291.4            | 0.0              |
| 26Feb2019 | 02:34 | 0.2             | 0.0                | 7291.4            | 0.0              |
| 26Feb2019 | 02:35 | 0.2             | 0.0                | 7291.4            | 0.0              |
| 26Feb2019 | 02:36 | 0.2             | 0.0                | 7291.4            | 0.0              |
| 26Feb2019 | 02:37 | 0.2             | 0.0                | 7291.4            | 0.0              |
| 26Feb2019 | 02:38 | 0.2             | 0.0                | 7291.4            | 0.0              |
| 26Feb2019 | 02:39 | 0.2             | 0.0                | 7291.4            | 0.0              |
| 26Feb2019 | 02:40 | 0.2             | 0.0                | 7291.4            | 0.0              |
| 26Feb2019 | 02:41 | 0.2             | 0.0                | 7291.4            | 0.0              |
| 26Feb2019 | 02:42 | 0.2             | 0.0                | 7291.4            | 0.0              |
| 26Feb2019 | 02:43 | 0.2             | 0.0                | 7291.4            | 0.0              |
| 26Feb2019 | 02:44 | 0.2             | 0.0                | 7291.4            | 0.0              |
| 26Feb2019 | 02:45 | 0.2             | 0.0                | 7291.4            | 0.0              |
| 26Feb2019 | 02:46 | 0.2             | 0.0                | 7291.4            | 0.0              |
| 26Feb2019 | 02:47 | 0.2             | 0.0                | 7291.4            | 0.0              |
| 26Feb2019 | 02:48 | 0.2             | 0.0                | 7291.4            | 0.0              |
| 26Feb2019 | 02:49 | 0.2             | 0.0                | 7291.4            | 0.0              |
| 26Feb2019 | 02:50 | 0.2             | 0.0                | 7291.4            | 0.0              |
| 26Feb2019 | 02:51 | 0.2             | 0.0                | 7291.4            | 0.0              |
| 26Feb2019 | 02:52 | 0.2             | 0.0                | 7291.4            | 0.0              |
| 26Feb2019 | 02:53 | 0.2             | 0.0                | 7291.4            | 0.0              |
| 26Feb2019 | 02:54 | 0.2             | 0.0                | 7291.4            | 0.0              |
| 26Feb2019 | 02:55 | 0.2             | 0.0                | 7291.4            | 0.0              |
| 26Feb2019 | 02:56 | 0.2             | 0.0                | 7291.4            | 0.0              |
| 26Feb2019 | 02:57 | 0.2             | 0.0                | 7291.4            | 0.0              |
| 26Feb2019 | 02:58 | 0.2             | 0.0                | 7291.4            | 0.0              |
| 26Feb2019 | 02:59 | 0.2             | 0.0                | 7291.4            | 0.0              |
| 26Feb2019 | 03:00 | 0.2             | 0.0                | 7291.4            | 0.0              |



| Date      | Time  | Inflow<br>(CFS) | Storage<br>(AC-FT) | Elevation<br>(FT) | Outflow<br>(CFS) |
|-----------|-------|-----------------|--------------------|-------------------|------------------|
| 26Feb2019 | 03:01 | 0.2             | 0.0                | 7291.4            | 0.0              |
| 26Feb2019 | 03:02 | 0.2             | 0.0                | 7291.4            | 0.0              |
| 26Feb2019 | 03:03 | 0.2             | 0.0                | 7291.4            | 0.0              |
| 26Feb2019 | 03:04 | 0.2             | 0.0                | 7291.4            | 0.0              |
| 26Feb2019 | 03:05 | 0.2             | 0.0                | 7291.5            | 0.0              |
| 26Feb2019 | 03:06 | 0.2             | 0.0                | 7291.5            | 0.0              |
| 26Feb2019 | 03:07 | 0.2             | 0.0                | 7291.5            | 0.0              |
| 26Feb2019 | 03:08 | 0.2             | 0.0                | 7291.5            | 0.0              |
| 26Feb2019 | 03:09 | 0.2             | 0.0                | 7291.5            | 0.0              |
| 26Feb2019 | 03:10 | 0.2             | 0.0                | 7291.5            | 0.0              |
| 26Feb2019 | 03:11 | 0.2             | 0.0                | 7291.5            | 0.0              |
| 26Feb2019 | 03:12 | 0.2             | 0.0                | 7291.5            | 0.0              |
| 26Feb2019 | 03:13 | 0.2             | 0.0                | 7291.5            | 0.0              |
| 26Feb2019 | 03:14 | 0.2             | 0.0                | 7291.5            | 0.0              |
| 26Feb2019 | 03:15 | 0.2             | 0.0                | 7291.5            | 0.0              |
| 26Feb2019 | 03:16 | 0.2             | 0.0                | 7291.5            | 0.0              |
| 26Feb2019 | 03:17 | 0.2             | 0.0                | 7291.5            | 0.0              |
| 26Feb2019 | 03:18 | 0.2             | 0.0                | 7291.5            | 0.0              |
| 26Feb2019 | 03:19 | 0.2             | 0.0                | 7291.5            | 0.0              |
| 26Feb2019 | 03:20 | 0.2             | 0.0                | 7291.5            | 0.0              |
| 26Feb2019 | 03:21 | 0.2             | 0.0                | 7291.5            | 0.0              |
| 26Feb2019 | 03:22 | 0.2             | 0.0                | 7291.5            | 0.0              |
| 26Feb2019 | 03:23 | 0.2             | 0.0                | 7291.5            | 0.0              |
| 26Feb2019 | 03:24 | 0.2             | 0.0                | 7291.5            | 0.0              |
| 26Feb2019 | 03:25 | 0.2             | 0.0                | 7291.5            | 0.0              |
| 26Feb2019 | 03:26 | 0.2             | 0.0                | 7291.5            | 0.0              |
| 26Feb2019 | 03:27 | 0.2             | 0.0                | 7291.5            | 0.0              |
| 26Feb2019 | 03:28 | 0.2             | 0.0                | 7291.5            | 0.0              |
| 26Feb2019 | 03:29 | 0.2             | 0.0                | 7291.5            | 0.0              |
| 26Feb2019 | 03:30 | 0.2             | 0.0                | 7291.5            | 0.0              |
| 26Feb2019 | 03:31 | 0.2             | 0.0                | 7291.5            | 0.0              |

| Date      | Time  | Inflow<br>(CFS) | Storage<br>(AC-FT) | Elevation<br>(FT) | Outflow<br>(CFS) |
|-----------|-------|-----------------|--------------------|-------------------|------------------|
| 26Feb2019 | 03:32 | 0.2             | 0.0                | 7291.5            | 0.0              |
| 26Feb2019 | 03:33 | 0.2             | 0.0                | 7291.5            | 0.0              |
| 26Feb2019 | 03:34 | 0.2             | 0.0                | 7291.5            | 0.0              |
| 26Feb2019 | 03:35 | 0.2             | 0.0                | 7291.5            | 0.0              |
| 26Feb2019 | 03:36 | 0.2             | 0.0                | 7291.5            | 0.0              |
| 26Feb2019 | 03:37 | 0.2             | 0.0                | 7291.5            | 0.0              |
| 26Feb2019 | 03:38 | 0.2             | 0.0                | 7291.5            | 0.0              |
| 26Feb2019 | 03:39 | 0.2             | 0.0                | 7291.5            | 0.0              |
| 26Feb2019 | 03:40 | 0.2             | 0.0                | 7291.6            | 0.0              |
| 26Feb2019 | 03:41 | 0.2             | 0.0                | 7291.6            | 0.0              |
| 26Feb2019 | 03:42 | 0.2             | 0.0                | 7291.6            | 0.0              |
| 26Feb2019 | 03:43 | 0.2             | 0.0                | 7291.6            | 0.0              |
| 26Feb2019 | 03:44 | 0.2             | 0.0                | 7291.6            | 0.0              |
| 26Feb2019 | 03:45 | 0.2             | 0.0                | 7291.6            | 0.0              |
| 26Feb2019 | 03:46 | 0.2             | 0.0                | 7291.6            | 0.0              |
| 26Feb2019 | 03:47 | 0.2             | 0.0                | 7291.6            | 0.0              |
| 26Feb2019 | 03:48 | 0.2             | 0.0                | 7291.6            | 0.0              |
| 26Feb2019 | 03:49 | 0.2             | 0.0                | 7291.6            | 0.0              |
| 26Feb2019 | 03:50 | 0.2             | 0.0                | 7291.6            | 0.0              |
| 26Feb2019 | 03:51 | 0.2             | 0.0                | 7291.6            | 0.0              |
| 26Feb2019 | 03:52 | 0.2             | 0.0                | 7291.6            | 0.0              |
| 26Feb2019 | 03:53 | 0.2             | 0.0                | 7291.6            | 0.0              |
| 26Feb2019 | 03:54 | 0.2             | 0.0                | 7291.6            | 0.0              |
| 26Feb2019 | 03:55 | 0.2             | 0.0                | 7291.6            | 0.0              |
| 26Feb2019 | 03:56 | 0.2             | 0.0                | 7291.6            | 0.0              |
| 26Feb2019 | 03:57 | 0.2             | 0.0                | 7291.6            | 0.0              |
| 26Feb2019 | 03:58 | 0.2             | 0.0                | 7291.6            | 0.0              |
| 26Feb2019 | 03:59 | 0.2             | 0.0                | 7291.6            | 0.0              |
| 26Feb2019 | 04:00 | 0.2             | 0.0                | 7291.6            | 0.0              |
| 26Feb2019 | 04:01 | 0.2             | 0.0                | 7291.6            | 0.0              |
| 26Feb2019 | 04:02 | 0.2             | 0.0                | 7291.6            | 0.0              |

| Date      | Time  | Inflow<br>(CFS) | Storage<br>(AC-FT) | Elevation<br>(FT) | Outflow<br>(CFS) |
|-----------|-------|-----------------|--------------------|-------------------|------------------|
| 26Feb2019 | 04:03 | 0.2             | 0.0                | 7291.6            | 0.0              |
| 26Feb2019 | 04:04 | 0.2             | 0.0                | 7291.6            | 0.0              |
| 26Feb2019 | 04:05 | 0.2             | 0.0                | 7291.6            | 0.0              |
| 26Feb2019 | 04:06 | 0.2             | 0.0                | 7291.6            | 0.0              |
| 26Feb2019 | 04:07 | 0.2             | 0.0                | 7291.6            | 0.0              |
| 26Feb2019 | 04:08 | 0.2             | 0.0                | 7291.6            | 0.0              |
| 26Feb2019 | 04:09 | 0.2             | 0.0                | 7291.6            | 0.0              |
| 26Feb2019 | 04:10 | 0.2             | 0.0                | 7291.6            | 0.0              |
| 26Feb2019 | 04:11 | 0.2             | 0.0                | 7291.6            | 0.0              |
| 26Feb2019 | 04:12 | 0.2             | 0.0                | 7291.6            | 0.0              |
| 26Feb2019 | 04:13 | 0.2             | 0.0                | 7291.6            | 0.0              |
| 26Feb2019 | 04:14 | 0.2             | 0.0                | 7291.7            | 0.0              |
| 26Feb2019 | 04:15 | 0.2             | 0.0                | 7291.7            | 0.0              |
| 26Feb2019 | 04:16 | 0.2             | 0.0                | 7291.7            | 0.0              |
| 26Feb2019 | 04:17 | 0.2             | 0.0                | 7291.7            | 0.0              |
| 26Feb2019 | 04:18 | 0.2             | 0.0                | 7291.7            | 0.0              |
| 26Feb2019 | 04:19 | 0.2             | 0.0                | 7291.7            | 0.0              |
| 26Feb2019 | 04:20 | 0.2             | 0.0                | 7291.7            | 0.0              |
| 26Feb2019 | 04:21 | 0.2             | 0.0                | 7291.7            | 0.0              |
| 26Feb2019 | 04:22 | 0.2             | 0.0                | 7291.7            | 0.0              |
| 26Feb2019 | 04:23 | 0.2             | 0.0                | 7291.7            | 0.0              |
| 26Feb2019 | 04:24 | 0.2             | 0.0                | 7291.7            | 0.0              |
| 26Feb2019 | 04:25 | 0.2             | 0.0                | 7291.7            | 0.0              |
| 26Feb2019 | 04:26 | 0.2             | 0.0                | 7291.7            | 0.0              |
| 26Feb2019 | 04:27 | 0.2             | 0.0                | 7291.7            | 0.0              |
| 26Feb2019 | 04:28 | 0.2             | 0.0                | 7291.7            | 0.0              |
| 26Feb2019 | 04:29 | 0.2             | 0.0                | 7291.7            | 0.0              |
| 26Feb2019 | 04:30 | 0.2             | 0.0                | 7291.7            | 0.0              |
| 26Feb2019 | 04:31 | 0.2             | 0.0                | 7291.7            | 0.0              |
| 26Feb2019 | 04:32 | 0.2             | 0.0                | 7291.7            | 0.0              |
| 26Feb2019 | 04:33 | 0.2             | 0.0                | 7291.7            | 0.0              |

| Date      | Time  | Inflow<br>(CFS) | Storage<br>(AC-FT) | Elevation<br>(FT) | Outflow<br>(CFS) |
|-----------|-------|-----------------|--------------------|-------------------|------------------|
| 26Feb2019 | 04:34 | 0.2             | 0.0                | 7291.7            | 0.0              |
| 26Feb2019 | 04:35 | 0.2             | 0.0                | 7291.7            | 0.0              |
| 26Feb2019 | 04:36 | 0.2             | 0.0                | 7291.7            | 0.0              |
| 26Feb2019 | 04:37 | 0.2             | 0.0                | 7291.7            | 0.0              |
| 26Feb2019 | 04:38 | 0.2             | 0.0                | 7291.7            | 0.0              |
| 26Feb2019 | 04:39 | 0.2             | 0.0                | 7291.7            | 0.0              |
| 26Feb2019 | 04:40 | 0.2             | 0.0                | 7291.7            | 0.0              |
| 26Feb2019 | 04:41 | 0.2             | 0.0                | 7291.7            | 0.0              |
| 26Feb2019 | 04:42 | 0.2             | 0.0                | 7291.7            | 0.0              |
| 26Feb2019 | 04:43 | 0.2             | 0.0                | 7291.7            | 0.0              |
| 26Feb2019 | 04:44 | 0.2             | 0.0                | 7291.7            | 0.0              |
| 26Feb2019 | 04:45 | 0.2             | 0.0                | 7291.7            | 0.0              |
| 26Feb2019 | 04:46 | 0.2             | 0.0                | 7291.7            | 0.0              |
| 26Feb2019 | 04:47 | 0.2             | 0.0                | 7291.8            | 0.0              |
| 26Feb2019 | 04:48 | 0.2             | 0.0                | 7291.8            | 0.0              |
| 26Feb2019 | 04:49 | 0.2             | 0.0                | 7291.8            | 0.0              |
| 26Feb2019 | 04:50 | 0.2             | 0.0                | 7291.8            | 0.0              |
| 26Feb2019 | 04:51 | 0.2             | 0.0                | 7291.8            | 0.0              |
| 26Feb2019 | 04:52 | 0.2             | 0.0                | 7291.8            | 0.0              |
| 26Feb2019 | 04:53 | 0.2             | 0.0                | 7291.8            | 0.0              |
| 26Feb2019 | 04:54 | 0.2             | 0.0                | 7291.8            | 0.0              |
| 26Feb2019 | 04:55 | 0.2             | 0.0                | 7291.8            | 0.0              |
| 26Feb2019 | 04:56 | 0.2             | 0.0                | 7291.8            | 0.0              |
| 26Feb2019 | 04:57 | 0.2             | 0.0                | 7291.8            | 0.0              |
| 26Feb2019 | 04:58 | 0.2             | 0.0                | 7291.8            | 0.0              |
| 26Feb2019 | 04:59 | 0.2             | 0.0                | 7291.8            | 0.0              |
| 26Feb2019 | 05:00 | 0.2             | 0.0                | 7291.8            | 0.0              |
| 26Feb2019 | 05:01 | 0.2             | 0.0                | 7291.8            | 0.0              |
| 26Feb2019 | 05:02 | 0.2             | 0.0                | 7291.8            | 0.0              |
| 26Feb2019 | 05:03 | 0.2             | 0.0                | 7291.8            | 0.0              |
| 26Feb2019 | 05:04 | 0.2             | 0.0                | 7291.8            | 0.0              |

| Date      | Time  | Inflow<br>(CFS) | Storage<br>(AC-FT) | Elevation<br>(FT) | Outflow<br>(CFS) |
|-----------|-------|-----------------|--------------------|-------------------|------------------|
| 26Feb2019 | 05:05 | 0.2             | 0.0                | 7291.8            | 0.0              |
| 26Feb2019 | 05:06 | 0.2             | 0.1                | 7291.8            | 0.0              |
| 26Feb2019 | 05:07 | 0.2             | 0.1                | 7291.8            | 0.0              |
| 26Feb2019 | 05:08 | 0.2             | 0.1                | 7291.8            | 0.0              |
| 26Feb2019 | 05:09 | 0.2             | 0.1                | 7291.8            | 0.0              |
| 26Feb2019 | 05:10 | 0.2             | 0.1                | 7291.8            | 0.0              |
| 26Feb2019 | 05:11 | 0.2             | 0.1                | 7291.8            | 0.0              |
| 26Feb2019 | 05:12 | 0.2             | 0.1                | 7291.8            | 0.0              |
| 26Feb2019 | 05:13 | 0.2             | 0.1                | 7291.8            | 0.0              |
| 26Feb2019 | 05:14 | 0.2             | 0.1                | 7291.8            | 0.1              |
| 26Feb2019 | 05:15 | 0.2             | 0.1                | 7291.8            | 0.1              |
| 26Feb2019 | 05:16 | 0.2             | 0.1                | 7291.8            | 0.1              |
| 26Feb2019 | 05:17 | 0.2             | 0.1                | 7291.8            | 0.1              |
| 26Feb2019 | 05:18 | 0.2             | 0.1                | 7291.8            | 0.1              |
| 26Feb2019 | 05:19 | 0.2             | 0.1                | 7291.9            | 0.1              |
| 26Feb2019 | 05:20 | 0.2             | 0.1                | 7291.9            | 0.1              |
| 26Feb2019 | 05:21 | 0.2             | 0.1                | 7291.9            | 0.1              |
| 26Feb2019 | 05:22 | 0.2             | 0.1                | 7291.9            | 0.1              |
| 26Feb2019 | 05:23 | 0.2             | 0.1                | 7291.9            | 0.1              |
| 26Feb2019 | 05:24 | 0.2             | 0.1                | 7291.9            | 0.1              |
| 26Feb2019 | 05:25 | 0.2             | 0.1                | 7291.9            | 0.1              |
| 26Feb2019 | 05:26 | 0.2             | 0.1                | 7291.9            | 0.1              |
| 26Feb2019 | 05:27 | 0.2             | 0.1                | 7291.9            | 0.1              |
| 26Feb2019 | 05:28 | 0.2             | 0.1                | 7291.9            | 0.1              |
| 26Feb2019 | 05:29 | 0.2             | 0.1                | 7291.9            | 0.1              |
| 26Feb2019 | 05:30 | 0.2             | 0.1                | 7291.9            | 0.1              |
| 26Feb2019 | 05:31 | 0.2             | 0.1                | 7291.9            | 0.1              |
| 26Feb2019 | 05:32 | 0.2             | 0.1                | 7291.9            | 0.1              |
| 26Feb2019 | 05:33 | 0.2             | 0.1                | 7291.9            | 0.1              |
| 26Feb2019 | 05:34 | 0.2             | 0.1                | 7291.9            | 0.1              |
| 26Feb2019 | 05:35 | 0.2             | 0.1                | 7291.9            | 0.1              |

| Date      | Time  | Inflow<br>(CFS) | Storage<br>(AC-FT) | Elevation<br>(FT) | Outflow<br>(CFS) |
|-----------|-------|-----------------|--------------------|-------------------|------------------|
| 26Feb2019 | 05:36 | 0.2             | 0.1                | 7291.9            | 0.1              |
| 26Feb2019 | 05:37 | 0.2             | 0.1                | 7291.9            | 0.1              |
| 26Feb2019 | 05:38 | 0.2             | 0.1                | 7291.9            | 0.1              |
| 26Feb2019 | 05:39 | 0.2             | 0.1                | 7291.9            | 0.1              |
| 26Feb2019 | 05:40 | 0.2             | 0.1                | 7291.9            | 0.1              |
| 26Feb2019 | 05:41 | 0.2             | 0.1                | 7291.9            | 0.1              |
| 26Feb2019 | 05:42 | 0.2             | 0.1                | 7291.9            | 0.1              |
| 26Feb2019 | 05:43 | 0.2             | 0.1                | 7291.9            | 0.1              |
| 26Feb2019 | 05:44 | 0.2             | 0.1                | 7291.9            | 0.1              |
| 26Feb2019 | 05:45 | 0.2             | 0.1                | 7291.9            | 0.1              |
| 26Feb2019 | 05:46 | 0.2             | 0.1                | 7291.9            | 0.1              |
| 26Feb2019 | 05:47 | 0.2             | 0.1                | 7291.9            | 0.1              |
| 26Feb2019 | 05:48 | 0.2             | 0.1                | 7291.9            | 0.1              |
| 26Feb2019 | 05:49 | 0.2             | 0.1                | 7292.0            | 0.1              |
| 26Feb2019 | 05:50 | 0.2             | 0.1                | 7292.0            | 0.1              |
| 26Feb2019 | 05:51 | 0.2             | 0.1                | 7292.0            | 0.1              |
| 26Feb2019 | 05:52 | 0.2             | 0.1                | 7292.0            | 0.1              |
| 26Feb2019 | 05:53 | 0.2             | 0.1                | 7292.0            | 0.1              |
| 26Feb2019 | 05:54 | 0.2             | 0.1                | 7292.0            | 0.1              |
| 26Feb2019 | 05:55 | 0.2             | 0.1                | 7292.0            | 0.1              |
| 26Feb2019 | 05:56 | 0.2             | 0.1                | 7292.0            | 0.1              |
| 26Feb2019 | 05:57 | 0.2             | 0.1                | 7292.0            | 0.1              |
| 26Feb2019 | 05:58 | 0.2             | 0.1                | 7292.0            | 0.1              |
| 26Feb2019 | 05:59 | 0.2             | 0.1                | 7292.0            | 0.1              |
| 26Feb2019 | 06:00 | 0.2             | 0.1                | 7292.0            | 0.1              |
| 26Feb2019 | 06:01 | 0.2             | 0.1                | 7292.0            | 0.1              |
| 26Feb2019 | 06:02 | 0.2             | 0.1                | 7292.0            | 0.1              |
| 26Feb2019 | 06:03 | 0.2             | 0.1                | 7292.0            | 0.1              |
| 26Feb2019 | 06:04 | 0.2             | 0.1                | 7292.0            | 0.1              |
| 26Feb2019 | 06:05 | 0.2             | 0.1                | 7292.0            | 0.1              |
| 26Feb2019 | 06:06 | 0.2             | 0.1                | 7292.0            | 0.1              |

| Date      | Time  | Inflow<br>(CFS) | Storage<br>(AC-FT) | Elevation<br>(FT) | Outflow<br>(CFS) |
|-----------|-------|-----------------|--------------------|-------------------|------------------|
| 26Feb2019 | 06:07 | 0.2             | 0.1                | 7292.0            | 0.1              |
| 26Feb2019 | 06:08 | 0.2             | 0.1                | 7292.0            | 0.1              |
| 26Feb2019 | 06:09 | 0.2             | 0.1                | 7292.0            | 0.1              |
| 26Feb2019 | 06:10 | 0.2             | 0.1                | 7292.0            | 0.1              |
| 26Feb2019 | 06:11 | 0.2             | 0.1                | 7292.0            | 0.1              |
| 26Feb2019 | 06:12 | 0.2             | 0.1                | 7292.0            | 0.1              |
| 26Feb2019 | 06:13 | 0.2             | 0.1                | 7292.0            | 0.1              |
| 26Feb2019 | 06:14 | 0.2             | 0.1                | 7292.0            | 0.1              |
| 26Feb2019 | 06:15 | 0.2             | 0.1                | 7292.0            | 0.1              |
| 26Feb2019 | 06:16 | 0.2             | 0.1                | 7292.0            | 0.1              |
| 26Feb2019 | 06:17 | 0.2             | 0.1                | 7292.0            | 0.1              |
| 26Feb2019 | 06:18 | 0.2             | 0.1                | 7292.0            | 0.1              |
| 26Feb2019 | 06:19 | 0.2             | 0.1                | 7292.0            | 0.1              |
| 26Feb2019 | 06:20 | 0.2             | 0.1                | 7292.0            | 0.1              |
| 26Feb2019 | 06:21 | 0.2             | 0.1                | 7292.0            | 0.1              |
| 26Feb2019 | 06:22 | 0.2             | 0.1                | 7292.0            | 0.1              |
| 26Feb2019 | 06:23 | 0.2             | 0.1                | 7292.0            | 0.1              |
| 26Feb2019 | 06:24 | 0.2             | 0.1                | 7292.0            | 0.1              |
| 26Feb2019 | 06:25 | 0.2             | 0.1                | 7292.0            | 0.1              |
| 26Feb2019 | 06:26 | 0.2             | 0.1                | 7292.0            | 0.1              |
| 26Feb2019 | 06:27 | 0.2             | 0.1                | 7292.0            | 0.1              |
| 26Feb2019 | 06:28 | 0.2             | 0.1                | 7292.0            | 0.1              |
| 26Feb2019 | 06:29 | 0.2             | 0.1                | 7292.0            | 0.1              |
| 26Feb2019 | 06:30 | 0.2             | 0.1                | 7292.0            | 0.1              |
| 26Feb2019 | 06:31 | 0.2             | 0.1                | 7292.0            | 0.1              |
| 26Feb2019 | 06:32 | 0.2             | 0.1                | 7292.0            | 0.1              |
| 26Feb2019 | 06:33 | 0.2             | 0.1                | 7292.0            | 0.1              |
| 26Feb2019 | 06:34 | 0.2             | 0.1                | 7292.0            | 0.1              |
| 26Feb2019 | 06:35 | 0.2             | 0.1                | 7292.0            | 0.1              |
| 26Feb2019 | 06:36 | 0.2             | 0.1                | 7292.0            | 0.1              |
| 26Feb2019 | 06:37 | 0.2             | 0.1                | 7292.0            | 0.1              |

| Date      | Time  | Inflow<br>(CFS) | Storage<br>(AC-FT) | Elevation<br>(FT) | Outflow<br>(CFS) |
|-----------|-------|-----------------|--------------------|-------------------|------------------|
| 26Feb2019 | 06:38 | 0.2             | 0.1                | 7292.0            | 0.1              |
| 26Feb2019 | 06:39 | 0.2             | 0.1                | 7292.0            | 0.1              |
| 26Feb2019 | 06:40 | 0.2             | 0.1                | 7292.0            | 0.1              |
| 26Feb2019 | 06:41 | 0.2             | 0.1                | 7292.0            | 0.1              |
| 26Feb2019 | 06:42 | 0.2             | 0.1                | 7292.0            | 0.1              |
| 26Feb2019 | 06:43 | 0.2             | 0.1                | 7292.0            | 0.1              |
| 26Feb2019 | 06:44 | 0.2             | 0.1                | 7292.0            | 0.1              |
| 26Feb2019 | 06:45 | 0.2             | 0.1                | 7292.0            | 0.1              |
| 26Feb2019 | 06:46 | 0.2             | 0.1                | 7292.0            | 0.1              |
| 26Feb2019 | 06:47 | 0.2             | 0.1                | 7292.0            | 0.1              |
| 26Feb2019 | 06:48 | 0.2             | 0.1                | 7292.0            | 0.1              |
| 26Feb2019 | 06:49 | 0.2             | 0.1                | 7292.0            | 0.1              |
| 26Feb2019 | 06:50 | 0.2             | 0.1                | 7292.0            | 0.1              |
| 26Feb2019 | 06:51 | 0.2             | 0.1                | 7292.0            | 0.1              |
| 26Feb2019 | 06:52 | 0.2             | 0.1                | 7292.0            | 0.1              |
| 26Feb2019 | 06:53 | 0.2             | 0.1                | 7292.0            | 0.1              |
| 26Feb2019 | 06:54 | 0.2             | 0.1                | 7292.0            | 0.1              |
| 26Feb2019 | 06:55 | 0.2             | 0.1                | 7292.0            | 0.1              |
| 26Feb2019 | 06:56 | 0.2             | 0.1                | 7292.0            | 0.1              |
| 26Feb2019 | 06:57 | 0.2             | 0.1                | 7292.0            | 0.1              |
| 26Feb2019 | 06:58 | 0.2             | 0.1                | 7292.0            | 0.1              |
| 26Feb2019 | 06:59 | 0.2             | 0.1                | 7292.0            | 0.1              |
| 26Feb2019 | 07:00 | 0.2             | 0.1                | 7292.0            | 0.1              |
| 26Feb2019 | 07:01 | 0.2             | 0.1                | 7292.0            | 0.1              |
| 26Feb2019 | 07:02 | 0.2             | 0.1                | 7292.0            | 0.1              |
| 26Feb2019 | 07:03 | 0.2             | 0.1                | 7292.0            | 0.1              |
| 26Feb2019 | 07:04 | 0.2             | 0.1                | 7292.0            | 0.1              |
| 26Feb2019 | 07:05 | 0.2             | 0.1                | 7292.0            | 0.1              |
| 26Feb2019 | 07:06 | 0.2             | 0.1                | 7292.1            | 0.1              |
| 26Feb2019 | 07:07 | 0.2             | 0.1                | 7292.1            | 0.1              |
| 26Feb2019 | 07:08 | 0.2             | 0.1                | 7292.1            | 0.1              |



| Date      | Time  | Inflow<br>(CFS) | Storage<br>(AC-FT) | Elevation<br>(FT) | Outflow<br>(CFS) |
|-----------|-------|-----------------|--------------------|-------------------|------------------|
| 26Feb2019 | 07:09 | 0.2             | 0.1                | 7292.1            | 0.1              |
| 26Feb2019 | 07:10 | 0.2             | 0.1                | 7292.1            | 0.1              |
| 26Feb2019 | 07:11 | 0.2             | 0.1                | 7292.1            | 0.1              |
| 26Feb2019 | 07:12 | 0.2             | 0.1                | 7292.1            | 0.1              |
| 26Feb2019 | 07:13 | 0.2             | 0.1                | 7292.1            | 0.1              |
| 26Feb2019 | 07:14 | 0.2             | 0.1                | 7292.1            | 0.1              |
| 26Feb2019 | 07:15 | 0.2             | 0.1                | 7292.1            | 0.1              |
| 26Feb2019 | 07:16 | 0.2             | 0.1                | 7292.1            | 0.1              |
| 26Feb2019 | 07:17 | 0.2             | 0.1                | 7292.1            | 0.1              |
| 26Feb2019 | 07:18 | 0.2             | 0.1                | 7292.1            | 0.1              |
| 26Feb2019 | 07:19 | 0.2             | 0.1                | 7292.1            | 0.1              |
| 26Feb2019 | 07:20 | 0.2             | 0.1                | 7292.1            | 0.1              |
| 26Feb2019 | 07:21 | 0.2             | 0.1                | 7292.1            | 0.1              |
| 26Feb2019 | 07:22 | 0.2             | 0.1                | 7292.1            | 0.1              |
| 26Feb2019 | 07:23 | 0.2             | 0.1                | 7292.1            | 0.1              |
| 26Feb2019 | 07:24 | 0.2             | 0.1                | 7292.1            | 0.1              |
| 26Feb2019 | 07:25 | 0.2             | 0.1                | 7292.1            | 0.1              |
| 26Feb2019 | 07:26 | 0.2             | 0.1                | 7292.1            | 0.1              |
| 26Feb2019 | 07:27 | 0.2             | 0.1                | 7292.1            | 0.1              |
| 26Feb2019 | 07:28 | 0.2             | 0.1                | 7292.1            | 0.1              |
| 26Feb2019 | 07:29 | 0.2             | 0.1                | 7292.1            | 0.1              |
| 26Feb2019 | 07:30 | 0.2             | 0.1                | 7292.1            | 0.1              |
| 26Feb2019 | 07:31 | 0.3             | 0.1                | 7292.1            | 0.1              |
| 26Feb2019 | 07:32 | 0.3             | 0.1                | 7292.1            | 0.1              |
| 26Feb2019 | 07:33 | 0.3             | 0.1                | 7292.1            | 0.1              |
| 26Feb2019 | 07:34 | 0.3             | 0.1                | 7292.1            | 0.1              |
| 26Feb2019 | 07:35 | 0.3             | 0.1                | 7292.1            | 0.1              |
| 26Feb2019 | 07:36 | 0.3             | 0.1                | 7292.1            | 0.1              |
| 26Feb2019 | 07:37 | 0.3             | 0.1                | 7292.1            | 0.1              |
| 26Feb2019 | 07:38 | 0.3             | 0.1                | 7292.1            | 0.1              |
| 26Feb2019 | 07:39 | 0.3             | 0.1                | 7292.1            | 0.1              |

| Date      | Time  | Inflow<br>(CFS) | Storage<br>(AC-FT) | Elevation<br>(FT) | Outflow<br>(CFS) |
|-----------|-------|-----------------|--------------------|-------------------|------------------|
| 26Feb2019 | 07:40 | 0.3             | 0.1                | 7292.1            | 0.1              |
| 26Feb2019 | 07:41 | 0.3             | 0.1                | 7292.1            | 0.1              |
| 26Feb2019 | 07:42 | 0.3             | 0.1                | 7292.1            | 0.1              |
| 26Feb2019 | 07:43 | 0.3             | 0.1                | 7292.1            | 0.1              |
| 26Feb2019 | 07:44 | 0.3             | 0.1                | 7292.1            | 0.1              |
| 26Feb2019 | 07:45 | 0.3             | 0.1                | 7292.1            | 0.1              |
| 26Feb2019 | 07:46 | 0.3             | 0.1                | 7292.1            | 0.1              |
| 26Feb2019 | 07:47 | 0.3             | 0.1                | 7292.1            | 0.1              |
| 26Feb2019 | 07:48 | 0.3             | 0.1                | 7292.1            | 0.1              |
| 26Feb2019 | 07:49 | 0.3             | 0.1                | 7292.1            | 0.1              |
| 26Feb2019 | 07:50 | 0.3             | 0.1                | 7292.1            | 0.1              |
| 26Feb2019 | 07:51 | 0.3             | 0.1                | 7292.1            | 0.1              |
| 26Feb2019 | 07:52 | 0.3             | 0.1                | 7292.1            | 0.1              |
| 26Feb2019 | 07:53 | 0.3             | 0.1                | 7292.1            | 0.1              |
| 26Feb2019 | 07:54 | 0.3             | 0.1                | 7292.1            | 0.1              |
| 26Feb2019 | 07:55 | 0.3             | 0.1                | 7292.1            | 0.1              |
| 26Feb2019 | 07:56 | 0.3             | 0.1                | 7292.1            | 0.1              |
| 26Feb2019 | 07:57 | 0.3             | 0.1                | 7292.1            | 0.1              |
| 26Feb2019 | 07:58 | 0.3             | 0.1                | 7292.1            | 0.1              |
| 26Feb2019 | 07:59 | 0.3             | 0.1                | 7292.1            | 0.1              |
| 26Feb2019 | 08:00 | 0.3             | 0.1                | 7292.1            | 0.1              |
| 26Feb2019 | 08:01 | 0.3             | 0.1                | 7292.1            | 0.1              |
| 26Feb2019 | 08:02 | 0.3             | 0.1                | 7292.1            | 0.1              |
| 26Feb2019 | 08:03 | 0.3             | 0.1                | 7292.1            | 0.1              |
| 26Feb2019 | 08:04 | 0.3             | 0.1                | 7292.1            | 0.1              |
| 26Feb2019 | 08:05 | 0.3             | 0.1                | 7292.1            | 0.1              |
| 26Feb2019 | 08:06 | 0.3             | 0.1                | 7292.1            | 0.1              |
| 26Feb2019 | 08:07 | 0.3             | 0.1                | 7292.1            | 0.1              |
| 26Feb2019 | 08:08 | 0.3             | 0.1                | 7292.1            | 0.1              |
| 26Feb2019 | 08:09 | 0.3             | 0.1                | 7292.1            | 0.1              |
| 26Feb2019 | 08:10 | 0.3             | 0.1                | 7292.1            | 0.1              |

| Date      | Time  | Inflow<br>(CFS) | Storage<br>(AC-FT) | Elevation<br>(FT) | Outflow<br>(CFS) |
|-----------|-------|-----------------|--------------------|-------------------|------------------|
| 26Feb2019 | 08:11 | 0.3             | 0.1                | 7292.1            | 0.1              |
| 26Feb2019 | 08:12 | 0.3             | 0.1                | 7292.1            | 0.1              |
| 26Feb2019 | 08:13 | 0.3             | 0.1                | 7292.1            | 0.1              |
| 26Feb2019 | 08:14 | 0.3             | 0.1                | 7292.1            | 0.1              |
| 26Feb2019 | 08:15 | 0.3             | 0.1                | 7292.1            | 0.1              |
| 26Feb2019 | 08:16 | 0.3             | 0.1                | 7292.1            | 0.1              |
| 26Feb2019 | 08:17 | 0.3             | 0.1                | 7292.1            | 0.1              |
| 26Feb2019 | 08:18 | 0.3             | 0.1                | 7292.1            | 0.1              |
| 26Feb2019 | 08:19 | 0.3             | 0.1                | 7292.1            | 0.1              |
| 26Feb2019 | 08:20 | 0.3             | 0.1                | 7292.1            | 0.1              |
| 26Feb2019 | 08:21 | 0.3             | 0.1                | 7292.1            | 0.1              |
| 26Feb2019 | 08:22 | 0.3             | 0.1                | 7292.1            | 0.1              |
| 26Feb2019 | 08:23 | 0.3             | 0.1                | 7292.1            | 0.1              |
| 26Feb2019 | 08:24 | 0.3             | 0.1                | 7292.1            | 0.1              |
| 26Feb2019 | 08:25 | 0.3             | 0.1                | 7292.1            | 0.1              |
| 26Feb2019 | 08:26 | 0.3             | 0.1                | 7292.1            | 0.1              |
| 26Feb2019 | 08:27 | 0.3             | 0.1                | 7292.1            | 0.1              |
| 26Feb2019 | 08:28 | 0.3             | 0.1                | 7292.1            | 0.1              |
| 26Feb2019 | 08:29 | 0.3             | 0.1                | 7292.1            | 0.1              |
| 26Feb2019 | 08:30 | 0.3             | 0.1                | 7292.1            | 0.1              |
| 26Feb2019 | 08:31 | 0.3             | 0.1                | 7292.1            | 0.1              |
| 26Feb2019 | 08:32 | 0.3             | 0.1                | 7292.1            | 0.1              |
| 26Feb2019 | 08:33 | 0.3             | 0.1                | 7292.1            | 0.1              |
| 26Feb2019 | 08:34 | 0.3             | 0.1                | 7292.1            | 0.1              |
| 26Feb2019 | 08:35 | 0.3             | 0.1                | 7292.1            | 0.1              |
| 26Feb2019 | 08:36 | 0.3             | 0.1                | 7292.1            | 0.1              |
| 26Feb2019 | 08:37 | 0.3             | 0.1                | 7292.1            | 0.1              |
| 26Feb2019 | 08:38 | 0.3             | 0.1                | 7292.1            | 0.1              |
| 26Feb2019 | 08:39 | 0.3             | 0.1                | 7292.1            | 0.1              |
| 26Feb2019 | 08:40 | 0.3             | 0.1                | 7292.1            | 0.1              |
| 26Feb2019 | 08:41 | 0.3             | 0.1                | 7292.1            | 0.1              |

| Date      | Time  | Inflow<br>(CFS) | Storage<br>(AC-FT) | Elevation<br>(FT) | Outflow<br>(CFS) |
|-----------|-------|-----------------|--------------------|-------------------|------------------|
| 26Feb2019 | 08:42 | 0.3             | 0.1                | 7292.1            | 0.1              |
| 26Feb2019 | 08:43 | 0.3             | 0.1                | 7292.1            | 0.1              |
| 26Feb2019 | 08:44 | 0.3             | 0.1                | 7292.1            | 0.1              |
| 26Feb2019 | 08:45 | 0.3             | 0.1                | 7292.1            | 0.1              |
| 26Feb2019 | 08:46 | 0.3             | 0.1                | 7292.1            | 0.1              |
| 26Feb2019 | 08:47 | 0.3             | 0.1                | 7292.1            | 0.1              |
| 26Feb2019 | 08:48 | 0.3             | 0.1                | 7292.1            | 0.1              |
| 26Feb2019 | 08:49 | 0.3             | 0.1                | 7292.2            | 0.1              |
| 26Feb2019 | 08:50 | 0.3             | 0.1                | 7292.2            | 0.1              |
| 26Feb2019 | 08:51 | 0.3             | 0.1                | 7292.2            | 0.1              |
| 26Feb2019 | 08:52 | 0.3             | 0.1                | 7292.2            | 0.1              |
| 26Feb2019 | 08:53 | 0.3             | 0.1                | 7292.2            | 0.1              |
| 26Feb2019 | 08:54 | 0.3             | 0.1                | 7292.2            | 0.1              |
| 26Feb2019 | 08:55 | 0.3             | 0.1                | 7292.2            | 0.1              |
| 26Feb2019 | 08:56 | 0.3             | 0.1                | 7292.2            | 0.1              |
| 26Feb2019 | 08:57 | 0.3             | 0.1                | 7292.2            | 0.1              |
| 26Feb2019 | 08:58 | 0.4             | 0.1                | 7292.2            | 0.1              |
| 26Feb2019 | 08:59 | 0.4             | 0.1                | 7292.2            | 0.1              |
| 26Feb2019 | 09:00 | 0.4             | 0.1                | 7292.2            | 0.1              |
| 26Feb2019 | 09:01 | 0.4             | 0.1                | 7292.2            | 0.1              |
| 26Feb2019 | 09:02 | 0.4             | 0.1                | 7292.2            | 0.1              |
| 26Feb2019 | 09:03 | 0.4             | 0.1                | 7292.2            | 0.1              |
| 26Feb2019 | 09:04 | 0.4             | 0.1                | 7292.2            | 0.1              |
| 26Feb2019 | 09:05 | 0.4             | 0.1                | 7292.2            | 0.1              |
| 26Feb2019 | 09:06 | 0.4             | 0.1                | 7292.2            | 0.1              |
| 26Feb2019 | 09:07 | 0.4             | 0.1                | 7292.2            | 0.1              |
| 26Feb2019 | 09:08 | 0.4             | 0.1                | 7292.2            | 0.1              |
| 26Feb2019 | 09:09 | 0.4             | 0.1                | 7292.2            | 0.1              |
| 26Feb2019 | 09:10 | 0.4             | 0.1                | 7292.2            | 0.1              |
| 26Feb2019 | 09:11 | 0.4             | 0.1                | 7292.2            | 0.1              |
| 26Feb2019 | 09:12 | 0.4             | 0.1                | 7292.2            | 0.1              |

| Date      | Time  | Inflow<br>(CFS) | Storage<br>(AC-FT) | Elevation<br>(FT) | Outflow<br>(CFS) |
|-----------|-------|-----------------|--------------------|-------------------|------------------|
| 26Feb2019 | 09:13 | 0.4             | 0.1                | 7292.2            | 0.1              |
| 26Feb2019 | 09:14 | 0.4             | 0.1                | 7292.2            | 0.1              |
| 26Feb2019 | 09:15 | 0.4             | 0.1                | 7292.2            | 0.1              |
| 26Feb2019 | 09:16 | 0.4             | 0.1                | 7292.2            | 0.1              |
| 26Feb2019 | 09:17 | 0.4             | 0.1                | 7292.2            | 0.1              |
| 26Feb2019 | 09:18 | 0.4             | 0.1                | 7292.2            | 0.1              |
| 26Feb2019 | 09:19 | 0.4             | 0.1                | 7292.2            | 0.1              |
| 26Feb2019 | 09:20 | 0.4             | 0.1                | 7292.2            | 0.1              |
| 26Feb2019 | 09:21 | 0.4             | 0.1                | 7292.2            | 0.1              |
| 26Feb2019 | 09:22 | 0.4             | 0.1                | 7292.2            | 0.1              |
| 26Feb2019 | 09:23 | 0.4             | 0.1                | 7292.2            | 0.1              |
| 26Feb2019 | 09:24 | 0.4             | 0.1                | 7292.2            | 0.1              |
| 26Feb2019 | 09:25 | 0.4             | 0.1                | 7292.2            | 0.1              |
| 26Feb2019 | 09:26 | 0.4             | 0.1                | 7292.2            | 0.1              |
| 26Feb2019 | 09:27 | 0.4             | 0.1                | 7292.2            | 0.1              |
| 26Feb2019 | 09:28 | 0.4             | 0.1                | 7292.2            | 0.1              |
| 26Feb2019 | 09:29 | 0.4             | 0.1                | 7292.2            | 0.1              |
| 26Feb2019 | 09:30 | 0.4             | 0.1                | 7292.2            | 0.1              |
| 26Feb2019 | 09:31 | 0.4             | 0.1                | 7292.2            | 0.1              |
| 26Feb2019 | 09:32 | 0.4             | 0.1                | 7292.2            | 0.1              |
| 26Feb2019 | 09:33 | 0.4             | 0.1                | 7292.2            | 0.1              |
| 26Feb2019 | 09:34 | 0.4             | 0.1                | 7292.2            | 0.1              |
| 26Feb2019 | 09:35 | 0.4             | 0.1                | 7292.2            | 0.1              |
| 26Feb2019 | 09:36 | 0.4             | 0.1                | 7292.2            | 0.1              |
| 26Feb2019 | 09:37 | 0.4             | 0.1                | 7292.2            | 0.1              |
| 26Feb2019 | 09:38 | 0.4             | 0.1                | 7292.2            | 0.1              |
| 26Feb2019 | 09:39 | 0.4             | 0.1                | 7292.2            | 0.1              |
| 26Feb2019 | 09:40 | 0.4             | 0.1                | 7292.2            | 0.1              |
| 26Feb2019 | 09:41 | 0.4             | 0.1                | 7292.2            | 0.1              |
| 26Feb2019 | 09:42 | 0.4             | 0.1                | 7292.2            | 0.1              |
| 26Feb2019 | 09:43 | 0.4             | 0.1                | 7292.2            | 0.1              |

| Date      | Time  | Inflow<br>(CFS) | Storage<br>(AC-FT) | Elevation<br>(FT) | Outflow<br>(CFS) |
|-----------|-------|-----------------|--------------------|-------------------|------------------|
| 26Feb2019 | 09:44 | 0.4             | 0.1                | 7292.2            | 0.1              |
| 26Feb2019 | 09:45 | 0.4             | 0.1                | 7292.2            | 0.1              |
| 26Feb2019 | 09:46 | 0.4             | 0.1                | 7292.2            | 0.1              |
| 26Feb2019 | 09:47 | 0.4             | 0.1                | 7292.2            | 0.1              |
| 26Feb2019 | 09:48 | 0.4             | 0.1                | 7292.2            | 0.1              |
| 26Feb2019 | 09:49 | 0.4             | 0.1                | 7292.2            | 0.1              |
| 26Feb2019 | 09:50 | 0.4             | 0.1                | 7292.2            | 0.1              |
| 26Feb2019 | 09:51 | 0.4             | 0.1                | 7292.2            | 0.1              |
| 26Feb2019 | 09:52 | 0.4             | 0.1                | 7292.2            | 0.1              |
| 26Feb2019 | 09:53 | 0.4             | 0.1                | 7292.2            | 0.1              |
| 26Feb2019 | 09:54 | 0.4             | 0.1                | 7292.2            | 0.1              |
| 26Feb2019 | 09:55 | 0.4             | 0.1                | 7292.2            | 0.1              |
| 26Feb2019 | 09:56 | 0.4             | 0.1                | 7292.2            | 0.1              |
| 26Feb2019 | 09:57 | 0.4             | 0.1                | 7292.3            | 0.1              |
| 26Feb2019 | 09:58 | 0.4             | 0.1                | 7292.3            | 0.1              |
| 26Feb2019 | 09:59 | 0.4             | 0.1                | 7292.3            | 0.1              |
| 26Feb2019 | 10:00 | 0.4             | 0.1                | 7292.3            | 0.1              |
| 26Feb2019 | 10:01 | 0.4             | 0.1                | 7292.3            | 0.1              |
| 26Feb2019 | 10:02 | 0.4             | 0.1                | 7292.3            | 0.1              |
| 26Feb2019 | 10:03 | 0.4             | 0.1                | 7292.3            | 0.1              |
| 26Feb2019 | 10:04 | 0.4             | 0.1                | 7292.3            | 0.1              |
| 26Feb2019 | 10:05 | 0.5             | 0.1                | 7292.3            | 0.1              |
| 26Feb2019 | 10:06 | 0.5             | 0.1                | 7292.3            | 0.1              |
| 26Feb2019 | 10:07 | 0.5             | 0.1                | 7292.3            | 0.1              |
| 26Feb2019 | 10:08 | 0.5             | 0.1                | 7292.3            | 0.1              |
| 26Feb2019 | 10:09 | 0.5             | 0.1                | 7292.3            | 0.1              |
| 26Feb2019 | 10:10 | 0.5             | 0.1                | 7292.3            | 0.1              |
| 26Feb2019 | 10:11 | 0.5             | 0.1                | 7292.3            | 0.1              |
| 26Feb2019 | 10:12 | 0.5             | 0.1                | 7292.3            | 0.1              |
| 26Feb2019 | 10:13 | 0.5             | 0.1                | 7292.3            | 0.1              |
| 26Feb2019 | 10:14 | 0.5             | 0.1                | 7292.3            | 0.1              |

| Date      | Time  | Inflow<br>(CFS) | Storage<br>(AC-FT) | Elevation<br>(FT) | Outflow<br>(CFS) |
|-----------|-------|-----------------|--------------------|-------------------|------------------|
| 26Feb2019 | 10:15 | 0.5             | 0.1                | 7292.3            | 0.1              |
| 26Feb2019 | 10:16 | 0.5             | 0.1                | 7292.3            | 0.1              |
| 26Feb2019 | 10:17 | 0.5             | 0.1                | 7292.3            | 0.1              |
| 26Feb2019 | 10:18 | 0.5             | 0.1                | 7292.3            | 0.1              |
| 26Feb2019 | 10:19 | 0.5             | 0.1                | 7292.3            | 0.1              |
| 26Feb2019 | 10:20 | 0.5             | 0.1                | 7292.3            | 0.1              |
| 26Feb2019 | 10:21 | 0.5             | 0.1                | 7292.3            | 0.1              |
| 26Feb2019 | 10:22 | 0.5             | 0.1                | 7292.3            | 0.1              |
| 26Feb2019 | 10:23 | 0.5             | 0.1                | 7292.3            | 0.1              |
| 26Feb2019 | 10:24 | 0.5             | 0.1                | 7292.3            | 0.1              |
| 26Feb2019 | 10:25 | 0.5             | 0.1                | 7292.3            | 0.1              |
| 26Feb2019 | 10:26 | 0.5             | 0.1                | 7292.3            | 0.1              |
| 26Feb2019 | 10:27 | 0.5             | 0.1                | 7292.3            | 0.1              |
| 26Feb2019 | 10:28 | 0.5             | 0.2                | 7292.3            | 0.1              |
| 26Feb2019 | 10:29 | 0.5             | 0.2                | 7292.3            | 0.1              |
| 26Feb2019 | 10:30 | 0.6             | 0.2                | 7292.3            | 0.1              |
| 26Feb2019 | 10:31 | 0.6             | 0.2                | 7292.3            | 0.1              |
| 26Feb2019 | 10:32 | 0.6             | 0.2                | 7292.3            | 0.1              |
| 26Feb2019 | 10:33 | 0.6             | 0.2                | 7292.3            | 0.1              |
| 26Feb2019 | 10:34 | 0.6             | 0.2                | 7292.3            | 0.1              |
| 26Feb2019 | 10:35 | 0.6             | 0.2                | 7292.3            | 0.1              |
| 26Feb2019 | 10:36 | 0.6             | 0.2                | 7292.3            | 0.1              |
| 26Feb2019 | 10:37 | 0.6             | 0.2                | 7292.3            | 0.1              |
| 26Feb2019 | 10:38 | 0.6             | 0.2                | 7292.3            | 0.1              |
| 26Feb2019 | 10:39 | 0.6             | 0.2                | 7292.3            | 0.1              |
| 26Feb2019 | 10:40 | 0.6             | 0.2                | 7292.3            | 0.1              |
| 26Feb2019 | 10:41 | 0.6             | 0.2                | 7292.3            | 0.1              |
| 26Feb2019 | 10:42 | 0.6             | 0.2                | 7292.3            | 0.1              |
| 26Feb2019 | 10:43 | 0.6             | 0.2                | 7292.3            | 0.1              |
| 26Feb2019 | 10:44 | 0.6             | 0.2                | 7292.3            | 0.1              |
| 26Feb2019 | 10:45 | 0.6             | 0.2                | 7292.4            | 0.1              |

| Date      | Time  | Inflow<br>(CFS) | Storage<br>(AC-FT) | Elevation<br>(FT) | Outflow<br>(CFS) |
|-----------|-------|-----------------|--------------------|-------------------|------------------|
| 26Feb2019 | 10:46 | 0.6             | 0.2                | 7292.4            | 0.1              |
| 26Feb2019 | 10:47 | 0.7             | 0.2                | 7292.4            | 0.1              |
| 26Feb2019 | 10:48 | 0.7             | 0.2                | 7292.4            | 0.1              |
| 26Feb2019 | 10:49 | 0.7             | 0.2                | 7292.4            | 0.1              |
| 26Feb2019 | 10:50 | 0.7             | 0.2                | 7292.4            | 0.1              |
| 26Feb2019 | 10:51 | 0.7             | 0.2                | 7292.4            | 0.1              |
| 26Feb2019 | 10:52 | 0.7             | 0.2                | 7292.4            | 0.1              |
| 26Feb2019 | 10:53 | 0.7             | 0.2                | 7292.4            | 0.1              |
| 26Feb2019 | 10:54 | 0.7             | 0.2                | 7292.4            | 0.1              |
| 26Feb2019 | 10:55 | 0.7             | 0.2                | 7292.4            | 0.1              |
| 26Feb2019 | 10:56 | 0.7             | 0.2                | 7292.4            | 0.1              |
| 26Feb2019 | 10:57 | 0.7             | 0.2                | 7292.4            | 0.1              |
| 26Feb2019 | 10:58 | 0.7             | 0.2                | 7292.4            | 0.1              |
| 26Feb2019 | 10:59 | 0.7             | 0.2                | 7292.4            | 0.1              |
| 26Feb2019 | 11:00 | 0.7             | 0.2                | 7292.4            | 0.1              |
| 26Feb2019 | 11:01 | 0.8             | 0.2                | 7292.4            | 0.1              |
| 26Feb2019 | 11:02 | 0.8             | 0.2                | 7292.4            | 0.1              |
| 26Feb2019 | 11:03 | 0.8             | 0.2                | 7292.4            | 0.1              |
| 26Feb2019 | 11:04 | 0.8             | 0.2                | 7292.4            | 0.1              |
| 26Feb2019 | 11:05 | 0.8             | 0.2                | 7292.4            | 0.1              |
| 26Feb2019 | 11:06 | 0.8             | 0.2                | 7292.4            | 0.1              |
| 26Feb2019 | 11:07 | 0.8             | 0.2                | 7292.4            | 0.1              |
| 26Feb2019 | 11:08 | 0.8             | 0.2                | 7292.4            | 0.1              |
| 26Feb2019 | 11:09 | 0.8             | 0.2                | 7292.4            | 0.1              |
| 26Feb2019 | 11:10 | 0.8             | 0.2                | 7292.4            | 0.1              |
| 26Feb2019 | 11:11 | 0.9             | 0.2                | 7292.4            | 0.1              |
| 26Feb2019 | 11:12 | 0.9             | 0.2                | 7292.4            | 0.1              |
| 26Feb2019 | 11:13 | 0.9             | 0.2                | 7292.4            | 0.1              |
| 26Feb2019 | 11:14 | 0.9             | 0.2                | 7292.4            | 0.1              |
| 26Feb2019 | 11:15 | 0.9             | 0.2                | 7292.4            | 0.1              |
| 26Feb2019 | 11:16 | 0.9             | 0.2                | 7292.5            | 0.1              |



| Date      | Time  | Inflow<br>(CFS) | Storage<br>(AC-FT) | Elevation<br>(FT) | Outflow<br>(CFS) |
|-----------|-------|-----------------|--------------------|-------------------|------------------|
| 26Feb2019 | 11:17 | 0.9             | 0.2                | 7292.5            | 0.1              |
| 26Feb2019 | 11:18 | 1.0             | 0.2                | 7292.5            | 0.1              |
| 26Feb2019 | 11:19 | 1.0             | 0.2                | 7292.5            | 0.1              |
| 26Feb2019 | 11:20 | 1.0             | 0.2                | 7292.5            | 0.1              |
| 26Feb2019 | 11:21 | 1.0             | 0.2                | 7292.5            | 0.1              |
| 26Feb2019 | 11:22 | 1.0             | 0.2                | 7292.5            | 0.1              |
| 26Feb2019 | 11:23 | 1.0             | 0.2                | 7292.5            | 0.1              |
| 26Feb2019 | 11:24 | 1.1             | 0.2                | 7292.5            | 0.1              |
| 26Feb2019 | 11:25 | 1.1             | 0.2                | 7292.5            | 0.1              |
| 26Feb2019 | 11:26 | 1.1             | 0.2                | 7292.5            | 0.1              |
| 26Feb2019 | 11:27 | 1.1             | 0.2                | 7292.5            | 0.1              |
| 26Feb2019 | 11:28 | 1.1             | 0.2                | 7292.5            | 0.1              |
| 26Feb2019 | 11:29 | 1.1             | 0.2                | 7292.5            | 0.1              |
| 26Feb2019 | 11:30 | 1.2             | 0.2                | 7292.5            | 0.1              |
| 26Feb2019 | 11:31 | 1.2             | 0.2                | 7292.5            | 0.1              |
| 26Feb2019 | 11:32 | 1.2             | 0.2                | 7292.5            | 0.1              |
| 26Feb2019 | 11:33 | 1.2             | 0.2                | 7292.5            | 0.1              |
| 26Feb2019 | 11:34 | 1.3             | 0.2                | 7292.5            | 0.1              |
| 26Feb2019 | 11:35 | 1.4             | 0.2                | 7292.5            | 0.1              |
| 26Feb2019 | 11:36 | 1.5             | 0.2                | 7292.5            | 0.1              |
| 26Feb2019 | 11:37 | 1.6             | 0.2                | 7292.6            | 0.1              |
| 26Feb2019 | 11:38 | 1.7             | 0.2                | 7292.6            | 0.1              |
| 26Feb2019 | 11:39 | 1.9             | 0.2                | 7292.6            | 0.1              |
| 26Feb2019 | 11:40 | 2.0             | 0.2                | 7292.6            | 0.1              |
| 26Feb2019 | 11:41 | 2.3             | 0.2                | 7292.6            | 0.1              |
| 26Feb2019 | 11:42 | 2.5             | 0.2                | 7292.6            | 0.1              |
| 26Feb2019 | 11:43 | 2.8             | 0.2                | 7292.6            | 0.1              |
| 26Feb2019 | 11:44 | 3.0             | 0.2                | 7292.6            | 0.1              |
| 26Feb2019 | 11:45 | 3.3             | 0.2                | 7292.6            | 0.1              |
| 26Feb2019 | 11:46 | 3.6             | 0.2                | 7292.7            | 0.1              |
| 26Feb2019 | 11:47 | 4.0             | 0.3                | 7292.7            | 0.1              |

| Date      | Time  | Inflow<br>(CFS) | Storage<br>(AC-FT) | Elevation<br>(FT) | Outflow<br>(CFS) |
|-----------|-------|-----------------|--------------------|-------------------|------------------|
| 26Feb2019 | 11:48 | 4.4             | 0.3                | 7292.7            | 0.1              |
| 26Feb2019 | 11:49 | 4.8             | 0.3                | 7292.7            | 0.1              |
| 26Feb2019 | 11:50 | 5.2             | 0.3                | 7292.7            | 0.1              |
| 26Feb2019 | 11:51 | 5.7             | 0.3                | 7292.8            | 0.1              |
| 26Feb2019 | 11:52 | 6.4             | 0.3                | 7292.8            | 0.1              |
| 26Feb2019 | 11:53 | 7.3             | 0.3                | 7292.8            | 0.1              |
| 26Feb2019 | 11:54 | 8.6             | 0.3                | 7292.9            | 0.1              |
| 26Feb2019 | 11:55 | 10.1            | 0.3                | 7292.9            | 0.1              |
| 26Feb2019 | 11:56 | 11.9            | 0.3                | 7293.0            | 0.1              |
| 26Feb2019 | 11:57 | 13.6            | 0.4                | 7293.0            | 0.3              |
| 26Feb2019 | 11:58 | 15.1            | 0.4                | 7293.1            | 0.7              |
| 26Feb2019 | 11:59 | 16.3            | 0.4                | 7293.1            | 1.1              |
| 26Feb2019 | 12:00 | 17.2            | 0.4                | 7293.1            | 1.5              |
| 26Feb2019 | 12:01 | 17.9            | 0.4                | 7293.2            | 2.0              |
| 26Feb2019 | 12:02 | 18.5            | 0.5                | 7293.2            | 2.4              |
| 26Feb2019 | 12:03 | 18.8            | 0.5                | 7293.3            | 2.9              |
| 26Feb2019 | 12:04 | 18.7            | 0.5                | 7293.3            | 3.3              |
| 26Feb2019 | 12:05 | 18.3            | 0.5                | 7293.3            | 3.8              |
| 26Feb2019 | 12:06 | 17.5            | 0.5                | 7293.4            | 4.2              |
| 26Feb2019 | 12:07 | 16.5            | 0.6                | 7293.4            | 4.5              |
| 26Feb2019 | 12:08 | 15.4            | 0.6                | 7293.4            | 4.8              |
| 26Feb2019 | 12:09 | 14.3            | 0.6                | 7293.5            | 5.1              |
| 26Feb2019 | 12:10 | 13.2            | 0.6                | 7293.5            | 5.4              |
| 26Feb2019 | 12:11 | 12.3            | 0.6                | 7293.5            | 5.6              |
| 26Feb2019 | 12:12 | 11.4            | 0.6                | 7293.5            | 5.7              |
| 26Feb2019 | 12:13 | 10.6            | 0.6                | 7293.5            | 5.9              |
| 26Feb2019 | 12:14 | 9.9             | 0.6                | 7293.6            | 6.0              |
| 26Feb2019 | 12:15 | 9.2             | 0.6                | 7293.6            | 6.1              |
| 26Feb2019 | 12:16 | 8.5             | 0.6                | 7293.6            | 6.2              |
| 26Feb2019 | 12:17 | 7.8             | 0.6                | 7293.6            | 6.2              |
| 26Feb2019 | 12:18 | 7.2             | 0.6                | 7293.6            | 6.3              |

| Date      | Time  | Inflow<br>(CFS) | Storage<br>(AC-FT) | Elevation<br>(FT) | Outflow<br>(CFS) |
|-----------|-------|-----------------|--------------------|-------------------|------------------|
| 26Feb2019 | 12:19 | 6.7             | 0.6                | 7293.6            | 6.3              |
| 26Feb2019 | 12:20 | 6.2             | 0.6                | 7293.6            | 6.3              |
| 26Feb2019 | 12:21 | 5.7             | 0.6                | 7293.6            | 6.3              |
| 26Feb2019 | 12:22 | 5.3             | 0.6                | 7293.6            | 6.3              |
| 26Feb2019 | 12:23 | 4.9             | 0.6                | 7293.6            | 6.2              |
| 26Feb2019 | 12:24 | 4.5             | 0.6                | 7293.6            | 6.2              |
| 26Feb2019 | 12:25 | 4.2             | 0.6                | 7293.6            | 6.1              |
| 26Feb2019 | 12:26 | 3.9             | 0.6                | 7293.6            | 6.1              |
| 26Feb2019 | 12:27 | 3.6             | 0.6                | 7293.6            | 6.0              |
| 26Feb2019 | 12:28 | 3.4             | 0.6                | 7293.6            | 5.9              |
| 26Feb2019 | 12:29 | 3.2             | 0.6                | 7293.5            | 5.9              |
| 26Feb2019 | 12:30 | 3.0             | 0.6                | 7293.5            | 5.8              |
| 26Feb2019 | 12:31 | 2.8             | 0.6                | 7293.5            | 5.7              |
| 26Feb2019 | 12:32 | 2.6             | 0.6                | 7293.5            | 5.6              |
| 26Feb2019 | 12:33 | 2.5             | 0.6                | 7293.5            | 5.5              |
| 26Feb2019 | 12:34 | 2.4             | 0.6                | 7293.5            | 5.5              |
| 26Feb2019 | 12:35 | 2.2             | 0.6                | 7293.5            | 5.4              |
| 26Feb2019 | 12:36 | 2.1             | 0.6                | 7293.5            | 5.3              |
| 26Feb2019 | 12:37 | 2.0             | 0.6                | 7293.5            | 5.2              |
| 26Feb2019 | 12:38 | 1.9             | 0.6                | 7293.5            | 5.1              |
| 26Feb2019 | 12:39 | 1.8             | 0.6                | 7293.5            | 5.0              |
| 26Feb2019 | 12:40 | 1.7             | 0.6                | 7293.5            | 4.9              |
| 26Feb2019 | 12:41 | 1.7             | 0.6                | 7293.4            | 4.8              |
| 26Feb2019 | 12:42 | 1.6             | 0.6                | 7293.4            | 4.7              |
| 26Feb2019 | 12:43 | 1.5             | 0.6                | 7293.4            | 4.6              |
| 26Feb2019 | 12:44 | 1.5             | 0.6                | 7293.4            | 4.6              |
| 26Feb2019 | 12:45 | 1.4             | 0.6                | 7293.4            | 4.5              |
| 26Feb2019 | 12:46 | 1.4             | 0.6                | 7293.4            | 4.4              |
| 26Feb2019 | 12:47 | 1.4             | 0.5                | 7293.4            | 4.3              |
| 26Feb2019 | 12:48 | 1.3             | 0.5                | 7293.4            | 4.2              |
| 26Feb2019 | 12:49 | 1.3             | 0.5                | 7293.4            | 4.1              |

| Date      | Time  | Inflow<br>(CFS) | Storage<br>(AC-FT) | Elevation<br>(FT) | Outflow<br>(CFS) |
|-----------|-------|-----------------|--------------------|-------------------|------------------|
| 26Feb2019 | 12:50 | 1.2             | 0.5                | 7293.4            | 4.1              |
| 26Feb2019 | 12:51 | 1.2             | 0.5                | 7293.4            | 4.0              |
| 26Feb2019 | 12:52 | 1.2             | 0.5                | 7293.4            | 3.9              |
| 26Feb2019 | 12:53 | 1.1             | 0.5                | 7293.3            | 3.8              |
| 26Feb2019 | 12:54 | 1.1             | 0.5                | 7293.3            | 3.8              |
| 26Feb2019 | 12:55 | 1.1             | 0.5                | 7293.3            | 3.7              |
| 26Feb2019 | 12:56 | 1.1             | 0.5                | 7293.3            | 3.6              |
| 26Feb2019 | 12:57 | 1.0             | 0.5                | 7293.3            | 3.5              |
| 26Feb2019 | 12:58 | 1.0             | 0.5                | 7293.3            | 3.5              |
| 26Feb2019 | 12:59 | 1.0             | 0.5                | 7293.3            | 3.4              |
| 26Feb2019 | 13:00 | 1.0             | 0.5                | 7293.3            | 3.3              |
| 26Feb2019 | 13:01 | 1.0             | 0.5                | 7293.3            | 3.3              |
| 26Feb2019 | 13:02 | 1.0             | 0.5                | 7293.3            | 3.2              |
| 26Feb2019 | 13:03 | 0.9             | 0.5                | 7293.3            | 3.1              |
| 26Feb2019 | 13:04 | 0.9             | 0.5                | 7293.3            | 3.1              |
| 26Feb2019 | 13:05 | 0.9             | 0.5                | 7293.3            | 3.0              |
| 26Feb2019 | 13:06 | 0.9             | 0.5                | 7293.3            | 3.0              |
| 26Feb2019 | 13:07 | 0.9             | 0.5                | 7293.3            | 2.9              |
| 26Feb2019 | 13:08 | 0.9             | 0.5                | 7293.3            | 2.8              |
| 26Feb2019 | 13:09 | 0.9             | 0.5                | 7293.3            | 2.8              |
| 26Feb2019 | 13:10 | 0.8             | 0.5                | 7293.2            | 2.7              |
| 26Feb2019 | 13:11 | 0.8             | 0.5                | 7293.2            | 2.7              |
| 26Feb2019 | 13:12 | 0.8             | 0.5                | 7293.2            | 2.6              |
| 26Feb2019 | 13:13 | 0.8             | 0.5                | 7293.2            | 2.6              |
| 26Feb2019 | 13:14 | 0.8             | 0.5                | 7293.2            | 2.5              |
| 26Feb2019 | 13:15 | 0.8             | 0.5                | 7293.2            | 2.5              |
| 26Feb2019 | 13:16 | 0.8             | 0.5                | 7293.2            | 2.4              |
| 26Feb2019 | 13:17 | 0.8             | 0.5                | 7293.2            | 2.4              |
| 26Feb2019 | 13:18 | 0.8             | 0.5                | 7293.2            | 2.3              |
| 26Feb2019 | 13:19 | 0.8             | 0.5                | 7293.2            | 2.3              |
| 26Feb2019 | 13:20 | 0.8             | 0.4                | 7293.2            | 2.3              |

| Date      | Time  | Inflow<br>(CFS) | Storage<br>(AC-FT) | Elevation<br>(FT) | Outflow<br>(CFS) |
|-----------|-------|-----------------|--------------------|-------------------|------------------|
| 26Feb2019 | 13:21 | 0.7             | 0.4                | 7293.2            | 2.2              |
| 26Feb2019 | 13:22 | 0.7             | 0.4                | 7293.2            | 2.2              |
| 26Feb2019 | 13:23 | 0.7             | 0.4                | 7293.2            | 2.1              |
| 26Feb2019 | 13:24 | 0.7             | 0.4                | 7293.2            | 2.1              |
| 26Feb2019 | 13:25 | 0.7             | 0.4                | 7293.2            | 2.1              |
| 26Feb2019 | 13:26 | 0.7             | 0.4                | 7293.2            | 2.0              |
| 26Feb2019 | 13:27 | 0.7             | 0.4                | 7293.2            | 2.0              |
| 26Feb2019 | 13:28 | 0.7             | 0.4                | 7293.2            | 1.9              |
| 26Feb2019 | 13:29 | 0.7             | 0.4                | 7293.2            | 1.9              |
| 26Feb2019 | 13:30 | 0.7             | 0.4                | 7293.2            | 1.9              |
| 26Feb2019 | 13:31 | 0.7             | 0.4                | 7293.2            | 1.8              |
| 26Feb2019 | 13:32 | 0.7             | 0.4                | 7293.2            | 1.8              |
| 26Feb2019 | 13:33 | 0.7             | 0.4                | 7293.2            | 1.8              |
| 26Feb2019 | 13:34 | 0.7             | 0.4                | 7293.2            | 1.7              |
| 26Feb2019 | 13:35 | 0.7             | 0.4                | 7293.1            | 1.7              |
| 26Feb2019 | 13:36 | 0.6             | 0.4                | 7293.1            | 1.7              |
| 26Feb2019 | 13:37 | 0.6             | 0.4                | 7293.1            | 1.7              |
| 26Feb2019 | 13:38 | 0.6             | 0.4                | 7293.1            | 1.6              |
| 26Feb2019 | 13:39 | 0.6             | 0.4                | 7293.1            | 1.6              |
| 26Feb2019 | 13:40 | 0.6             | 0.4                | 7293.1            | 1.6              |
| 26Feb2019 | 13:41 | 0.6             | 0.4                | 7293.1            | 1.5              |
| 26Feb2019 | 13:42 | 0.6             | 0.4                | 7293.1            | 1.5              |
| 26Feb2019 | 13:43 | 0.6             | 0.4                | 7293.1            | 1.5              |
| 26Feb2019 | 13:44 | 0.6             | 0.4                | 7293.1            | 1.5              |
| 26Feb2019 | 13:45 | 0.6             | 0.4                | 7293.1            | 1.4              |
| 26Feb2019 | 13:46 | 0.6             | 0.4                | 7293.1            | 1.4              |
| 26Feb2019 | 13:47 | 0.6             | 0.4                | 7293.1            | 1.4              |
| 26Feb2019 | 13:48 | 0.6             | 0.4                | 7293.1            | 1.4              |
| 26Feb2019 | 13:49 | 0.6             | 0.4                | 7293.1            | 1.4              |
| 26Feb2019 | 13:50 | 0.6             | 0.4                | 7293.1            | 1.3              |
| 26Feb2019 | 13:51 | 0.6             | 0.4                | 7293.1            | 1.3              |

| Date      | Time  | Inflow<br>(CFS) | Storage<br>(AC-FT) | Elevation<br>(FT) | Outflow<br>(CFS) |
|-----------|-------|-----------------|--------------------|-------------------|------------------|
| 26Feb2019 | 13:52 | 0.6             | 0.4                | 7293.1            | 1.3              |
| 26Feb2019 | 13:53 | 0.6             | 0.4                | 7293.1            | 1.3              |
| 26Feb2019 | 13:54 | 0.6             | 0.4                | 7293.1            | 1.2              |
| 26Feb2019 | 13:55 | 0.6             | 0.4                | 7293.1            | 1.2              |
| 26Feb2019 | 13:56 | 0.5             | 0.4                | 7293.1            | 1.2              |
| 26Feb2019 | 13:57 | 0.5             | 0.4                | 7293.1            | 1.2              |
| 26Feb2019 | 13:58 | 0.5             | 0.4                | 7293.1            | 1.2              |
| 26Feb2019 | 13:59 | 0.5             | 0.4                | 7293.1            | 1.2              |
| 26Feb2019 | 14:00 | 0.5             | 0.4                | 7293.1            | 1.1              |
| 26Feb2019 | 14:01 | 0.5             | 0.4                | 7293.1            | 1.1              |
| 26Feb2019 | 14:02 | 0.5             | 0.4                | 7293.1            | 1.1              |
| 26Feb2019 | 14:03 | 0.5             | 0.4                | 7293.1            | 1.1              |
| 26Feb2019 | 14:04 | 0.5             | 0.4                | 7293.1            | 1.1              |
| 26Feb2019 | 14:05 | 0.5             | 0.4                | 7293.1            | 1.1              |
| 26Feb2019 | 14:06 | 0.5             | 0.4                | 7293.1            | 1.0              |
| 26Feb2019 | 14:07 | 0.5             | 0.4                | 7293.1            | 1.0              |
| 26Feb2019 | 14:08 | 0.5             | 0.4                | 7293.1            | 1.0              |
| 26Feb2019 | 14:09 | 0.5             | 0.4                | 7293.1            | 1.0              |
| 26Feb2019 | 14:10 | 0.5             | 0.4                | 7293.1            | 1.0              |
| 26Feb2019 | 14:11 | 0.5             | 0.4                | 7293.1            | 1.0              |
| 26Feb2019 | 14:12 | 0.5             | 0.4                | 7293.1            | 1.0              |
| 26Feb2019 | 14:13 | 0.5             | 0.4                | 7293.1            | 0.9              |
| 26Feb2019 | 14:14 | 0.5             | 0.4                | 7293.1            | 0.9              |
| 26Feb2019 | 14:15 | 0.5             | 0.4                | 7293.1            | 0.9              |
| 26Feb2019 | 14:16 | 0.5             | 0.4                | 7293.1            | 0.9              |
| 26Feb2019 | 14:17 | 0.5             | 0.4                | 7293.1            | 0.9              |
| 26Feb2019 | 14:18 | 0.5             | 0.4                | 7293.1            | 0.9              |
| 26Feb2019 | 14:19 | 0.5             | 0.4                | 7293.1            | 0.9              |
| 26Feb2019 | 14:20 | 0.5             | 0.4                | 7293.1            | 0.9              |
| 26Feb2019 | 14:21 | 0.5             | 0.4                | 7293.1            | 0.8              |
| 26Feb2019 | 14:22 | 0.5             | 0.4                | 7293.1            | 0.8              |

| Date      | Time  | Inflow<br>(CFS) | Storage<br>(AC-FT) | Elevation<br>(FT) | Outflow<br>(CFS) |
|-----------|-------|-----------------|--------------------|-------------------|------------------|
| 26Feb2019 | 14:23 | 0.5             | 0.4                | 7293.1            | 0.8              |
| 26Feb2019 | 14:24 | 0.5             | 0.4                | 7293.1            | 0.8              |
| 26Feb2019 | 14:25 | 0.5             | 0.4                | 7293.1            | 0.8              |
| 26Feb2019 | 14:26 | 0.4             | 0.4                | 7293.1            | 0.8              |
| 26Feb2019 | 14:27 | 0.4             | 0.4                | 7293.1            | 0.8              |
| 26Feb2019 | 14:28 | 0.4             | 0.4                | 7293.1            | 0.8              |
| 26Feb2019 | 14:29 | 0.4             | 0.4                | 7293.1            | 0.8              |
| 26Feb2019 | 14:30 | 0.4             | 0.4                | 7293.1            | 0.8              |
| 26Feb2019 | 14:31 | 0.4             | 0.4                | 7293.1            | 0.7              |
| 26Feb2019 | 14:32 | 0.4             | 0.4                | 7293.1            | 0.7              |
| 26Feb2019 | 14:33 | 0.4             | 0.4                | 7293.1            | 0.7              |
| 26Feb2019 | 14:34 | 0.4             | 0.4                | 7293.1            | 0.7              |
| 26Feb2019 | 14:35 | 0.4             | 0.4                | 7293.1            | 0.7              |
| 26Feb2019 | 14:36 | 0.4             | 0.4                | 7293.1            | 0.7              |
| 26Feb2019 | 14:37 | 0.4             | 0.4                | 7293.1            | 0.7              |
| 26Feb2019 | 14:38 | 0.4             | 0.4                | 7293.1            | 0.7              |
| 26Feb2019 | 14:39 | 0.4             | 0.4                | 7293.1            | 0.7              |
| 26Feb2019 | 14:40 | 0.4             | 0.4                | 7293.1            | 0.7              |
| 26Feb2019 | 14:41 | 0.4             | 0.4                | 7293.0            | 0.7              |
| 26Feb2019 | 14:42 | 0.4             | 0.4                | 7293.0            | 0.7              |
| 26Feb2019 | 14:43 | 0.4             | 0.4                | 7293.0            | 0.7              |
| 26Feb2019 | 14:44 | 0.4             | 0.4                | 7293.0            | 0.6              |
| 26Feb2019 | 14:45 | 0.4             | 0.4                | 7293.0            | 0.6              |
| 26Feb2019 | 14:46 | 0.4             | 0.4                | 7293.0            | 0.6              |
| 26Feb2019 | 14:47 | 0.4             | 0.4                | 7293.0            | 0.6              |
| 26Feb2019 | 14:48 | 0.4             | 0.4                | 7293.0            | 0.6              |
| 26Feb2019 | 14:49 | 0.4             | 0.4                | 7293.0            | 0.6              |
| 26Feb2019 | 14:50 | 0.4             | 0.4                | 7293.0            | 0.6              |
| 26Feb2019 | 14:51 | 0.4             | 0.4                | 7293.0            | 0.6              |
| 26Feb2019 | 14:52 | 0.4             | 0.4                | 7293.0            | 0.6              |
| 26Feb2019 | 14:53 | 0.4             | 0.4                | 7293.0            | 0.6              |

| Date      | Time  | Inflow<br>(CFS) | Storage<br>(AC-FT) | Elevation<br>(FT) | Outflow<br>(CFS) |
|-----------|-------|-----------------|--------------------|-------------------|------------------|
| 26Feb2019 | 14:54 | 0.4             | 0.4                | 7293.0            | 0.6              |
| 26Feb2019 | 14:55 | 0.4             | 0.4                | 7293.0            | 0.6              |
| 26Feb2019 | 14:56 | 0.4             | 0.4                | 7293.0            | 0.6              |
| 26Feb2019 | 14:57 | 0.4             | 0.4                | 7293.0            | 0.6              |
| 26Feb2019 | 14:58 | 0.4             | 0.4                | 7293.0            | 0.6              |
| 26Feb2019 | 14:59 | 0.4             | 0.4                | 7293.0            | 0.6              |
| 26Feb2019 | 15:00 | 0.4             | 0.4                | 7293.0            | 0.6              |
| 26Feb2019 | 15:01 | 0.4             | 0.4                | 7293.0            | 0.6              |
| 26Feb2019 | 15:02 | 0.4             | 0.4                | 7293.0            | 0.6              |
| 26Feb2019 | 15:03 | 0.4             | 0.4                | 7293.0            | 0.5              |
| 26Feb2019 | 15:04 | 0.4             | 0.4                | 7293.0            | 0.5              |
| 26Feb2019 | 15:05 | 0.4             | 0.4                | 7293.0            | 0.5              |
| 26Feb2019 | 15:06 | 0.4             | 0.4                | 7293.0            | 0.5              |
| 26Feb2019 | 15:07 | 0.4             | 0.4                | 7293.0            | 0.5              |
| 26Feb2019 | 15:08 | 0.4             | 0.4                | 7293.0            | 0.5              |
| 26Feb2019 | 15:09 | 0.4             | 0.4                | 7293.0            | 0.5              |
| 26Feb2019 | 15:10 | 0.4             | 0.4                | 7293.0            | 0.5              |
| 26Feb2019 | 15:11 | 0.4             | 0.4                | 7293.0            | 0.5              |
| 26Feb2019 | 15:12 | 0.4             | 0.4                | 7293.0            | 0.5              |
| 26Feb2019 | 15:13 | 0.4             | 0.4                | 7293.0            | 0.5              |
| 26Feb2019 | 15:14 | 0.4             | 0.4                | 7293.0            | 0.5              |
| 26Feb2019 | 15:15 | 0.4             | 0.4                | 7293.0            | 0.5              |
| 26Feb2019 | 15:16 | 0.4             | 0.4                | 7293.0            | 0.5              |
| 26Feb2019 | 15:17 | 0.4             | 0.4                | 7293.0            | 0.5              |
| 26Feb2019 | 15:18 | 0.4             | 0.4                | 7293.0            | 0.5              |
| 26Feb2019 | 15:19 | 0.4             | 0.4                | 7293.0            | 0.5              |
| 26Feb2019 | 15:20 | 0.4             | 0.4                | 7293.0            | 0.5              |
| 26Feb2019 | 15:21 | 0.4             | 0.4                | 7293.0            | 0.5              |
| 26Feb2019 | 15:22 | 0.4             | 0.4                | 7293.0            | 0.5              |
| 26Feb2019 | 15:23 | 0.4             | 0.4                | 7293.0            | 0.5              |
| 26Feb2019 | 15:24 | 0.4             | 0.4                | 7293.0            | 0.5              |



| Date      | Time  | Inflow<br>(CFS) | Storage<br>(AC-FT) | Elevation<br>(FT) | Outflow<br>(CFS) |
|-----------|-------|-----------------|--------------------|-------------------|------------------|
| 26Feb2019 | 15:25 | 0.4             | 0.4                | 7293.0            | 0.5              |
| 26Feb2019 | 15:26 | 0.4             | 0.4                | 7293.0            | 0.5              |
| 26Feb2019 | 15:27 | 0.4             | 0.4                | 7293.0            | 0.5              |
| 26Feb2019 | 15:28 | 0.4             | 0.4                | 7293.0            | 0.5              |
| 26Feb2019 | 15:29 | 0.4             | 0.4                | 7293.0            | 0.5              |
| 26Feb2019 | 15:30 | 0.4             | 0.4                | 7293.0            | 0.5              |
| 26Feb2019 | 15:31 | 0.4             | 0.4                | 7293.0            | 0.4              |
| 26Feb2019 | 15:32 | 0.3             | 0.4                | 7293.0            | 0.4              |
| 26Feb2019 | 15:33 | 0.3             | 0.4                | 7293.0            | 0.4              |
| 26Feb2019 | 15:34 | 0.3             | 0.4                | 7293.0            | 0.4              |
| 26Feb2019 | 15:35 | 0.3             | 0.4                | 7293.0            | 0.4              |
| 26Feb2019 | 15:36 | 0.3             | 0.4                | 7293.0            | 0.4              |
| 26Feb2019 | 15:37 | 0.3             | 0.4                | 7293.0            | 0.4              |
| 26Feb2019 | 15:38 | 0.3             | 0.4                | 7293.0            | 0.4              |
| 26Feb2019 | 15:39 | 0.3             | 0.4                | 7293.0            | 0.4              |
| 26Feb2019 | 15:40 | 0.3             | 0.4                | 7293.0            | 0.4              |
| 26Feb2019 | 15:41 | 0.3             | 0.4                | 7293.0            | 0.4              |
| 26Feb2019 | 15:42 | 0.3             | 0.4                | 7293.0            | 0.4              |
| 26Feb2019 | 15:43 | 0.3             | 0.4                | 7293.0            | 0.4              |
| 26Feb2019 | 15:44 | 0.3             | 0.4                | 7293.0            | 0.4              |
| 26Feb2019 | 15:45 | 0.3             | 0.4                | 7293.0            | 0.4              |
| 26Feb2019 | 15:46 | 0.3             | 0.4                | 7293.0            | 0.4              |
| 26Feb2019 | 15:47 | 0.3             | 0.4                | 7293.0            | 0.4              |
| 26Feb2019 | 15:48 | 0.3             | 0.4                | 7293.0            | 0.4              |
| 26Feb2019 | 15:49 | 0.3             | 0.4                | 7293.0            | 0.4              |
| 26Feb2019 | 15:50 | 0.3             | 0.4                | 7293.0            | 0.4              |
| 26Feb2019 | 15:51 | 0.3             | 0.4                | 7293.0            | 0.4              |
| 26Feb2019 | 15:52 | 0.3             | 0.4                | 7293.0            | 0.4              |
| 26Feb2019 | 15:53 | 0.3             | 0.4                | 7293.0            | 0.4              |
| 26Feb2019 | 15:54 | 0.3             | 0.4                | 7293.0            | 0.4              |
| 26Feb2019 | 15:55 | 0.3             | 0.4                | 7293.0            | 0.4              |

| Date      | Time  | Inflow<br>(CFS) | Storage<br>(AC-FT) | Elevation<br>(FT) | Outflow<br>(CFS) |
|-----------|-------|-----------------|--------------------|-------------------|------------------|
| 26Feb2019 | 15:56 | 0.3             | 0.4                | 7293.0            | 0.4              |
| 26Feb2019 | 15:57 | 0.3             | 0.4                | 7293.0            | 0.4              |
| 26Feb2019 | 15:58 | 0.3             | 0.4                | 7293.0            | 0.4              |
| 26Feb2019 | 15:59 | 0.3             | 0.4                | 7293.0            | 0.4              |
| 26Feb2019 | 16:00 | 0.3             | 0.4                | 7293.0            | 0.4              |
| 26Feb2019 | 16:01 | 0.3             | 0.4                | 7293.0            | 0.4              |
| 26Feb2019 | 16:02 | 0.3             | 0.4                | 7293.0            | 0.4              |
| 26Feb2019 | 16:03 | 0.3             | 0.4                | 7293.0            | 0.4              |
| 26Feb2019 | 16:04 | 0.3             | 0.4                | 7293.0            | 0.4              |
| 26Feb2019 | 16:05 | 0.3             | 0.4                | 7293.0            | 0.4              |
| 26Feb2019 | 16:06 | 0.3             | 0.4                | 7293.0            | 0.4              |
| 26Feb2019 | 16:07 | 0.3             | 0.4                | 7293.0            | 0.4              |
| 26Feb2019 | 16:08 | 0.3             | 0.4                | 7293.0            | 0.4              |
| 26Feb2019 | 16:09 | 0.3             | 0.4                | 7293.0            | 0.4              |
| 26Feb2019 | 16:10 | 0.3             | 0.4                | 7293.0            | 0.4              |
| 26Feb2019 | 16:11 | 0.3             | 0.4                | 7293.0            | 0.4              |
| 26Feb2019 | 16:12 | 0.3             | 0.4                | 7293.0            | 0.4              |
| 26Feb2019 | 16:13 | 0.3             | 0.4                | 7293.0            | 0.4              |
| 26Feb2019 | 16:14 | 0.3             | 0.4                | 7293.0            | 0.4              |
| 26Feb2019 | 16:15 | 0.3             | 0.4                | 7293.0            | 0.4              |
| 26Feb2019 | 16:16 | 0.3             | 0.4                | 7293.0            | 0.4              |
| 26Feb2019 | 16:17 | 0.3             | 0.4                | 7293.0            | 0.3              |
| 26Feb2019 | 16:18 | 0.3             | 0.4                | 7293.0            | 0.3              |
| 26Feb2019 | 16:19 | 0.3             | 0.4                | 7293.0            | 0.3              |
| 26Feb2019 | 16:20 | 0.3             | 0.4                | 7293.0            | 0.3              |
| 26Feb2019 | 16:21 | 0.3             | 0.4                | 7293.0            | 0.3              |
| 26Feb2019 | 16:22 | 0.3             | 0.4                | 7293.0            | 0.3              |
| 26Feb2019 | 16:23 | 0.3             | 0.4                | 7293.0            | 0.3              |
| 26Feb2019 | 16:24 | 0.3             | 0.4                | 7293.0            | 0.3              |
| 26Feb2019 | 16:25 | 0.3             | 0.4                | 7293.0            | 0.3              |
| 26Feb2019 | 16:26 | 0.3             | 0.4                | 7293.0            | 0.3              |

| Date      | Time  | Inflow<br>(CFS) | Storage<br>(AC-FT) | Elevation<br>(FT) | Outflow<br>(CFS) |
|-----------|-------|-----------------|--------------------|-------------------|------------------|
| 26Feb2019 | 16:27 | 0.3             | 0.4                | 7293.0            | 0.3              |
| 26Feb2019 | 16:28 | 0.3             | 0.4                | 7293.0            | 0.3              |
| 26Feb2019 | 16:29 | 0.3             | 0.4                | 7293.0            | 0.3              |
| 26Feb2019 | 16:30 | 0.3             | 0.4                | 7293.0            | 0.3              |
| 26Feb2019 | 16:31 | 0.3             | 0.4                | 7293.0            | 0.3              |
| 26Feb2019 | 16:32 | 0.3             | 0.4                | 7293.0            | 0.3              |
| 26Feb2019 | 16:33 | 0.3             | 0.4                | 7293.0            | 0.3              |
| 26Feb2019 | 16:34 | 0.3             | 0.4                | 7293.0            | 0.3              |
| 26Feb2019 | 16:35 | 0.3             | 0.4                | 7293.0            | 0.3              |
| 26Feb2019 | 16:36 | 0.3             | 0.4                | 7293.0            | 0.3              |
| 26Feb2019 | 16:37 | 0.3             | 0.4                | 7293.0            | 0.3              |
| 26Feb2019 | 16:38 | 0.3             | 0.4                | 7293.0            | 0.3              |
| 26Feb2019 | 16:39 | 0.3             | 0.4                | 7293.0            | 0.3              |
| 26Feb2019 | 16:40 | 0.3             | 0.4                | 7293.0            | 0.3              |
| 26Feb2019 | 16:41 | 0.3             | 0.4                | 7293.0            | 0.3              |
| 26Feb2019 | 16:42 | 0.3             | 0.4                | 7293.0            | 0.3              |
| 26Feb2019 | 16:43 | 0.3             | 0.4                | 7293.0            | 0.3              |
| 26Feb2019 | 16:44 | 0.3             | 0.4                | 7293.0            | 0.3              |
| 26Feb2019 | 16:45 | 0.3             | 0.4                | 7293.0            | 0.3              |
| 26Feb2019 | 16:46 | 0.3             | 0.4                | 7293.0            | 0.3              |
| 26Feb2019 | 16:47 | 0.3             | 0.4                | 7293.0            | 0.3              |
| 26Feb2019 | 16:48 | 0.3             | 0.4                | 7293.0            | 0.3              |
| 26Feb2019 | 16:49 | 0.3             | 0.4                | 7293.0            | 0.3              |
| 26Feb2019 | 16:50 | 0.3             | 0.4                | 7293.0            | 0.3              |
| 26Feb2019 | 16:51 | 0.3             | 0.4                | 7293.0            | 0.3              |
| 26Feb2019 | 16:52 | 0.3             | 0.4                | 7293.0            | 0.3              |
| 26Feb2019 | 16:53 | 0.3             | 0.4                | 7293.0            | 0.3              |
| 26Feb2019 | 16:54 | 0.3             | 0.4                | 7293.0            | 0.3              |
| 26Feb2019 | 16:55 | 0.3             | 0.4                | 7293.0            | 0.3              |
| 26Feb2019 | 16:56 | 0.3             | 0.4                | 7293.0            | 0.3              |
| 26Feb2019 | 16:57 | 0.3             | 0.4                | 7293.0            | 0.3              |

| Date      | Time  | Inflow<br>(CFS) | Storage<br>(AC-FT) | Elevation<br>(FT) | Outflow<br>(CFS) |
|-----------|-------|-----------------|--------------------|-------------------|------------------|
| 26Feb2019 | 16:58 | 0.3             | 0.4                | 7293.0            | 0.3              |
| 26Feb2019 | 16:59 | 0.3             | 0.4                | 7293.0            | 0.3              |
| 26Feb2019 | 17:00 | 0.3             | 0.4                | 7293.0            | 0.3              |
| 26Feb2019 | 17:01 | 0.3             | 0.4                | 7293.0            | 0.3              |
| 26Feb2019 | 17:02 | 0.3             | 0.4                | 7293.0            | 0.3              |
| 26Feb2019 | 17:03 | 0.3             | 0.4                | 7293.0            | 0.3              |
| 26Feb2019 | 17:04 | 0.3             | 0.4                | 7293.0            | 0.3              |
| 26Feb2019 | 17:05 | 0.3             | 0.4                | 7293.0            | 0.3              |
| 26Feb2019 | 17:06 | 0.3             | 0.4                | 7293.0            | 0.3              |
| 26Feb2019 | 17:07 | 0.3             | 0.4                | 7293.0            | 0.3              |
| 26Feb2019 | 17:08 | 0.3             | 0.4                | 7293.0            | 0.3              |
| 26Feb2019 | 17:09 | 0.3             | 0.4                | 7293.0            | 0.3              |
| 26Feb2019 | 17:10 | 0.3             | 0.4                | 7293.0            | 0.3              |
| 26Feb2019 | 17:11 | 0.3             | 0.4                | 7293.0            | 0.3              |
| 26Feb2019 | 17:12 | 0.3             | 0.4                | 7293.0            | 0.3              |
| 26Feb2019 | 17:13 | 0.3             | 0.4                | 7293.0            | 0.3              |
| 26Feb2019 | 17:14 | 0.3             | 0.4                | 7293.0            | 0.3              |
| 26Feb2019 | 17:15 | 0.3             | 0.4                | 7293.0            | 0.3              |
| 26Feb2019 | 17:16 | 0.3             | 0.4                | 7293.0            | 0.3              |
| 26Feb2019 | 17:17 | 0.3             | 0.4                | 7293.0            | 0.3              |
| 26Feb2019 | 17:18 | 0.3             | 0.4                | 7293.0            | 0.3              |
| 26Feb2019 | 17:19 | 0.3             | 0.4                | 7293.0            | 0.3              |
| 26Feb2019 | 17:20 | 0.3             | 0.4                | 7293.0            | 0.3              |
| 26Feb2019 | 17:21 | 0.3             | 0.4                | 7293.0            | 0.3              |
| 26Feb2019 | 17:22 | 0.4             | 0.4                | 7293.0            | 0.3              |
| 26Feb2019 | 17:23 | 0.4             | 0.4                | 7293.0            | 0.3              |
| 26Feb2019 | 17:24 | 0.4             | 0.4                | 7293.0            | 0.3              |
| 26Feb2019 | 17:25 | 0.4             | 0.4                | 7293.0            | 0.3              |
| 26Feb2019 | 17:26 | 0.3             | 0.4                | 7293.0            | 0.3              |
| 26Feb2019 | 17:27 | 0.3             | 0.4                | 7293.0            | 0.3              |
| 26Feb2019 | 17:28 | 0.3             | 0.4                | 7293.0            | 0.3              |

| Date      | Time  | Inflow<br>(CFS) | Storage<br>(AC-FT) | Elevation<br>(FT) | Outflow<br>(CFS) |
|-----------|-------|-----------------|--------------------|-------------------|------------------|
| 26Feb2019 | 17:29 | 0.3             | 0.4                | 7293.0            | 0.3              |
| 26Feb2019 | 17:30 | 0.3             | 0.4                | 7293.0            | 0.3              |
| 26Feb2019 | 17:31 | 0.3             | 0.4                | 7293.0            | 0.3              |
| 26Feb2019 | 17:32 | 0.2             | 0.4                | 7293.0            | 0.3              |
| 26Feb2019 | 17:33 | 0.2             | 0.4                | 7293.0            | 0.3              |
| 26Feb2019 | 17:34 | 0.2             | 0.4                | 7293.0            | 0.3              |
| 26Feb2019 | 17:35 | 0.2             | 0.4                | 7293.0            | 0.3              |
| 26Feb2019 | 17:36 | 0.2             | 0.4                | 7293.0            | 0.3              |
| 26Feb2019 | 17:37 | 0.2             | 0.4                | 7293.0            | 0.3              |
| 26Feb2019 | 17:38 | 0.2             | 0.4                | 7293.0            | 0.3              |
| 26Feb2019 | 17:39 | 0.2             | 0.4                | 7293.0            | 0.3              |
| 26Feb2019 | 17:40 | 0.2             | 0.4                | 7293.0            | 0.3              |
| 26Feb2019 | 17:41 | 0.2             | 0.4                | 7293.0            | 0.3              |
| 26Feb2019 | 17:42 | 0.2             | 0.4                | 7293.0            | 0.3              |
| 26Feb2019 | 17:43 | 0.2             | 0.4                | 7293.0            | 0.3              |
| 26Feb2019 | 17:44 | 0.2             | 0.4                | 7293.0            | 0.3              |
| 26Feb2019 | 17:45 | 0.2             | 0.4                | 7293.0            | 0.3              |
| 26Feb2019 | 17:46 | 0.2             | 0.4                | 7293.0            | 0.3              |
| 26Feb2019 | 17:47 | 0.2             | 0.4                | 7293.0            | 0.3              |
| 26Feb2019 | 17:48 | 0.2             | 0.4                | 7293.0            | 0.3              |
| 26Feb2019 | 17:49 | 0.2             | 0.4                | 7293.0            | 0.3              |
| 26Feb2019 | 17:50 | 0.2             | 0.4                | 7293.0            | 0.3              |
| 26Feb2019 | 17:51 | 0.2             | 0.4                | 7293.0            | 0.3              |
| 26Feb2019 | 17:52 | 0.2             | 0.4                | 7293.0            | 0.3              |
| 26Feb2019 | 17:53 | 0.2             | 0.4                | 7293.0            | 0.3              |
| 26Feb2019 | 17:54 | 0.2             | 0.4                | 7293.0            | 0.3              |
| 26Feb2019 | 17:55 | 0.2             | 0.4                | 7293.0            | 0.3              |
| 26Feb2019 | 17:56 | 0.2             | 0.4                | 7293.0            | 0.3              |
| 26Feb2019 | 17:57 | 0.2             | 0.4                | 7293.0            | 0.3              |
| 26Feb2019 | 17:58 | 0.2             | 0.4                | 7293.0            | 0.3              |
| 26Feb2019 | 17:59 | 0.2             | 0.4                | 7293.0            | 0.3              |

| Date      | Time  | Inflow<br>(CFS) | Storage<br>(AC-FT) | Elevation<br>(FT) | Outflow<br>(CFS) |
|-----------|-------|-----------------|--------------------|-------------------|------------------|
| 26Feb2019 | 18:00 | 0.2             | 0.4                | 7293.0            | 0.3              |
| 26Feb2019 | 18:01 | 0.2             | 0.4                | 7293.0            | 0.3              |
| 26Feb2019 | 18:02 | 0.2             | 0.4                | 7293.0            | 0.3              |
| 26Feb2019 | 18:03 | 0.2             | 0.4                | 7293.0            | 0.3              |
| 26Feb2019 | 18:04 | 0.2             | 0.4                | 7293.0            | 0.3              |
| 26Feb2019 | 18:05 | 0.2             | 0.4                | 7293.0            | 0.3              |
| 26Feb2019 | 18:06 | 0.2             | 0.4                | 7293.0            | 0.3              |
| 26Feb2019 | 18:07 | 0.2             | 0.4                | 7293.0            | 0.3              |
| 26Feb2019 | 18:08 | 0.2             | 0.4                | 7293.0            | 0.3              |
| 26Feb2019 | 18:09 | 0.2             | 0.4                | 7293.0            | 0.3              |
| 26Feb2019 | 18:10 | 0.2             | 0.4                | 7293.0            | 0.3              |
| 26Feb2019 | 18:11 | 0.2             | 0.4                | 7293.0            | 0.3              |
| 26Feb2019 | 18:12 | 0.2             | 0.4                | 7293.0            | 0.3              |
| 26Feb2019 | 18:13 | 0.2             | 0.4                | 7293.0            | 0.2              |
| 26Feb2019 | 18:14 | 0.2             | 0.4                | 7293.0            | 0.2              |
| 26Feb2019 | 18:15 | 0.2             | 0.4                | 7293.0            | 0.2              |
| 26Feb2019 | 18:16 | 0.2             | 0.4                | 7293.0            | 0.2              |
| 26Feb2019 | 18:17 | 0.2             | 0.4                | 7293.0            | 0.2              |
| 26Feb2019 | 18:18 | 0.2             | 0.4                | 7293.0            | 0.2              |
| 26Feb2019 | 18:19 | 0.2             | 0.4                | 7293.0            | 0.2              |
| 26Feb2019 | 18:20 | 0.2             | 0.4                | 7293.0            | 0.2              |
| 26Feb2019 | 18:21 | 0.2             | 0.4                | 7293.0            | 0.2              |
| 26Feb2019 | 18:22 | 0.2             | 0.4                | 7293.0            | 0.2              |
| 26Feb2019 | 18:23 | 0.2             | 0.4                | 7293.0            | 0.2              |
| 26Feb2019 | 18:24 | 0.2             | 0.4                | 7293.0            | 0.2              |
| 26Feb2019 | 18:25 | 0.2             | 0.4                | 7293.0            | 0.2              |
| 26Feb2019 | 18:26 | 0.2             | 0.4                | 7293.0            | 0.2              |
| 26Feb2019 | 18:27 | 0.2             | 0.4                | 7293.0            | 0.2              |
| 26Feb2019 | 18:28 | 0.2             | 0.4                | 7293.0            | 0.2              |
| 26Feb2019 | 18:29 | 0.2             | 0.4                | 7293.0            | 0.2              |
| 26Feb2019 | 18:30 | 0.2             | 0.4                | 7293.0            | 0.2              |

| Date      | Time  | Inflow<br>(CFS) | Storage<br>(AC-FT) | Elevation<br>(FT) | Outflow<br>(CFS) |
|-----------|-------|-----------------|--------------------|-------------------|------------------|
| 26Feb2019 | 18:31 | 0.2             | 0.4                | 7293.0            | 0.2              |
| 26Feb2019 | 18:32 | 0.2             | 0.4                | 7293.0            | 0.2              |
| 26Feb2019 | 18:33 | 0.2             | 0.4                | 7293.0            | 0.2              |
| 26Feb2019 | 18:34 | 0.2             | 0.4                | 7293.0            | 0.2              |
| 26Feb2019 | 18:35 | 0.2             | 0.4                | 7293.0            | 0.2              |
| 26Feb2019 | 18:36 | 0.2             | 0.4                | 7293.0            | 0.2              |
| 26Feb2019 | 18:37 | 0.2             | 0.4                | 7293.0            | 0.2              |
| 26Feb2019 | 18:38 | 0.2             | 0.4                | 7293.0            | 0.2              |
| 26Feb2019 | 18:39 | 0.2             | 0.4                | 7293.0            | 0.2              |
| 26Feb2019 | 18:40 | 0.2             | 0.3                | 7293.0            | 0.2              |
| 26Feb2019 | 18:41 | 0.2             | 0.3                | 7293.0            | 0.2              |
| 26Feb2019 | 18:42 | 0.2             | 0.3                | 7293.0            | 0.2              |
| 26Feb2019 | 18:43 | 0.2             | 0.3                | 7293.0            | 0.2              |
| 26Feb2019 | 18:44 | 0.2             | 0.3                | 7293.0            | 0.2              |
| 26Feb2019 | 18:45 | 0.2             | 0.3                | 7293.0            | 0.2              |
| 26Feb2019 | 18:46 | 0.2             | 0.3                | 7293.0            | 0.2              |
| 26Feb2019 | 18:47 | 0.2             | 0.3                | 7293.0            | 0.2              |
| 26Feb2019 | 18:48 | 0.2             | 0.3                | 7293.0            | 0.2              |
| 26Feb2019 | 18:49 | 0.2             | 0.3                | 7293.0            | 0.2              |
| 26Feb2019 | 18:50 | 0.2             | 0.3                | 7293.0            | 0.2              |
| 26Feb2019 | 18:51 | 0.2             | 0.3                | 7293.0            | 0.2              |
| 26Feb2019 | 18:52 | 0.2             | 0.3                | 7293.0            | 0.2              |
| 26Feb2019 | 18:53 | 0.2             | 0.3                | 7293.0            | 0.2              |
| 26Feb2019 | 18:54 | 0.2             | 0.3                | 7293.0            | 0.2              |
| 26Feb2019 | 18:55 | 0.2             | 0.3                | 7293.0            | 0.2              |
| 26Feb2019 | 18:56 | 0.2             | 0.3                | 7293.0            | 0.2              |
| 26Feb2019 | 18:57 | 0.2             | 0.3                | 7293.0            | 0.2              |
| 26Feb2019 | 18:58 | 0.2             | 0.3                | 7293.0            | 0.2              |
| 26Feb2019 | 18:59 | 0.2             | 0.3                | 7293.0            | 0.2              |
| 26Feb2019 | 19:00 | 0.2             | 0.3                | 7293.0            | 0.2              |
| 26Feb2019 | 19:01 | 0.2             | 0.3                | 7293.0            | 0.2              |

| Date      | Time  | Inflow<br>(CFS) | Storage<br>(AC-FT) | Elevation<br>(FT) | Outflow<br>(CFS) |
|-----------|-------|-----------------|--------------------|-------------------|------------------|
| 26Feb2019 | 19:02 | 0.2             | 0.3                | 7293.0            | 0.2              |
| 26Feb2019 | 19:03 | 0.2             | 0.3                | 7293.0            | 0.2              |
| 26Feb2019 | 19:04 | 0.2             | 0.3                | 7293.0            | 0.2              |
| 26Feb2019 | 19:05 | 0.2             | 0.3                | 7293.0            | 0.2              |
| 26Feb2019 | 19:06 | 0.2             | 0.3                | 7293.0            | 0.2              |
| 26Feb2019 | 19:07 | 0.2             | 0.3                | 7293.0            | 0.2              |
| 26Feb2019 | 19:08 | 0.2             | 0.3                | 7293.0            | 0.2              |
| 26Feb2019 | 19:09 | 0.2             | 0.3                | 7293.0            | 0.2              |
| 26Feb2019 | 19:10 | 0.2             | 0.3                | 7293.0            | 0.2              |
| 26Feb2019 | 19:11 | 0.2             | 0.3                | 7293.0            | 0.2              |
| 26Feb2019 | 19:12 | 0.2             | 0.3                | 7293.0            | 0.2              |
| 26Feb2019 | 19:13 | 0.2             | 0.3                | 7293.0            | 0.2              |
| 26Feb2019 | 19:14 | 0.2             | 0.3                | 7293.0            | 0.2              |
| 26Feb2019 | 19:15 | 0.2             | 0.3                | 7293.0            | 0.2              |
| 26Feb2019 | 19:16 | 0.2             | 0.3                | 7293.0            | 0.2              |
| 26Feb2019 | 19:17 | 0.2             | 0.3                | 7293.0            | 0.2              |
| 26Feb2019 | 19:18 | 0.2             | 0.3                | 7293.0            | 0.2              |
| 26Feb2019 | 19:19 | 0.2             | 0.3                | 7293.0            | 0.2              |
| 26Feb2019 | 19:20 | 0.2             | 0.3                | 7293.0            | 0.2              |
| 26Feb2019 | 19:21 | 0.2             | 0.3                | 7293.0            | 0.2              |
| 26Feb2019 | 19:22 | 0.2             | 0.3                | 7293.0            | 0.2              |
| 26Feb2019 | 19:23 | 0.2             | 0.3                | 7293.0            | 0.2              |
| 26Feb2019 | 19:24 | 0.2             | 0.3                | 7293.0            | 0.2              |
| 26Feb2019 | 19:25 | 0.2             | 0.3                | 7293.0            | 0.2              |
| 26Feb2019 | 19:26 | 0.2             | 0.3                | 7293.0            | 0.2              |
| 26Feb2019 | 19:27 | 0.2             | 0.3                | 7293.0            | 0.2              |
| 26Feb2019 | 19:28 | 0.2             | 0.3                | 7293.0            | 0.2              |
| 26Feb2019 | 19:29 | 0.2             | 0.3                | 7293.0            | 0.2              |
| 26Feb2019 | 19:30 | 0.2             | 0.3                | 7293.0            | 0.2              |
| 26Feb2019 | 19:31 | 0.2             | 0.3                | 7293.0            | 0.2              |
| 26Feb2019 | 19:32 | 0.2             | 0.3                | 7293.0            | 0.2              |



| Date      | Time  | Inflow<br>(CFS) | Storage<br>(AC-FT) | Elevation<br>(FT) | Outflow<br>(CFS) |
|-----------|-------|-----------------|--------------------|-------------------|------------------|
| 26Feb2019 | 19:33 | 0.2             | 0.3                | 7293.0            | 0.2              |
| 26Feb2019 | 19:34 | 0.2             | 0.3                | 7293.0            | 0.2              |
| 26Feb2019 | 19:35 | 0.2             | 0.3                | 7293.0            | 0.2              |
| 26Feb2019 | 19:36 | 0.2             | 0.3                | 7293.0            | 0.2              |
| 26Feb2019 | 19:37 | 0.2             | 0.3                | 7293.0            | 0.2              |
| 26Feb2019 | 19:38 | 0.2             | 0.3                | 7293.0            | 0.2              |
| 26Feb2019 | 19:39 | 0.2             | 0.3                | 7293.0            | 0.2              |
| 26Feb2019 | 19:40 | 0.2             | 0.3                | 7293.0            | 0.2              |
| 26Feb2019 | 19:41 | 0.2             | 0.3                | 7293.0            | 0.2              |
| 26Feb2019 | 19:42 | 0.2             | 0.3                | 7293.0            | 0.2              |
| 26Feb2019 | 19:43 | 0.2             | 0.3                | 7293.0            | 0.2              |
| 26Feb2019 | 19:44 | 0.2             | 0.3                | 7293.0            | 0.2              |
| 26Feb2019 | 19:45 | 0.2             | 0.3                | 7293.0            | 0.2              |
| 26Feb2019 | 19:46 | 0.2             | 0.3                | 7293.0            | 0.2              |
| 26Feb2019 | 19:47 | 0.2             | 0.3                | 7293.0            | 0.2              |
| 26Feb2019 | 19:48 | 0.2             | 0.3                | 7293.0            | 0.2              |
| 26Feb2019 | 19:49 | 0.2             | 0.3                | 7293.0            | 0.2              |
| 26Feb2019 | 19:50 | 0.2             | 0.3                | 7293.0            | 0.2              |
| 26Feb2019 | 19:51 | 0.2             | 0.3                | 7293.0            | 0.2              |
| 26Feb2019 | 19:52 | 0.2             | 0.3                | 7293.0            | 0.2              |
| 26Feb2019 | 19:53 | 0.2             | 0.3                | 7293.0            | 0.2              |
| 26Feb2019 | 19:54 | 0.2             | 0.3                | 7293.0            | 0.2              |
| 26Feb2019 | 19:55 | 0.2             | 0.3                | 7293.0            | 0.2              |
| 26Feb2019 | 19:56 | 0.2             | 0.3                | 7293.0            | 0.2              |
| 26Feb2019 | 19:57 | 0.2             | 0.3                | 7293.0            | 0.2              |
| 26Feb2019 | 19:58 | 0.1             | 0.3                | 7293.0            | 0.2              |
| 26Feb2019 | 19:59 | 0.1             | 0.3                | 7293.0            | 0.2              |
| 26Feb2019 | 20:00 | 0.1             | 0.3                | 7293.0            | 0.2              |
| 26Feb2019 | 20:01 | 0.1             | 0.3                | 7293.0            | 0.2              |
| 26Feb2019 | 20:02 | 0.1             | 0.3                | 7293.0            | 0.2              |
| 26Feb2019 | 20:03 | 0.1             | 0.3                | 7293.0            | 0.2              |

| Date      | Time  | Inflow<br>(CFS) | Storage<br>(AC-FT) | Elevation<br>(FT) | Outflow<br>(CFS) |
|-----------|-------|-----------------|--------------------|-------------------|------------------|
| 26Feb2019 | 20:04 | 0.1             | 0.3                | 7293.0            | 0.2              |
| 26Feb2019 | 20:05 | 0.2             | 0.3                | 7293.0            | 0.2              |
| 26Feb2019 | 20:06 | 0.2             | 0.3                | 7293.0            | 0.2              |
| 26Feb2019 | 20:07 | 0.2             | 0.3                | 7293.0            | 0.2              |
| 26Feb2019 | 20:08 | 0.2             | 0.3                | 7293.0            | 0.2              |
| 26Feb2019 | 20:09 | 0.2             | 0.3                | 7293.0            | 0.2              |
| 26Feb2019 | 20:10 | 0.2             | 0.3                | 7293.0            | 0.2              |
| 26Feb2019 | 20:11 | 0.2             | 0.3                | 7293.0            | 0.2              |
| 26Feb2019 | 20:12 | 0.2             | 0.3                | 7293.0            | 0.2              |
| 26Feb2019 | 20:13 | 0.2             | 0.3                | 7293.0            | 0.2              |
| 26Feb2019 | 20:14 | 0.2             | 0.3                | 7293.0            | 0.2              |
| 26Feb2019 | 20:15 | 0.2             | 0.3                | 7293.0            | 0.2              |
| 26Feb2019 | 20:16 | 0.2             | 0.3                | 7293.0            | 0.2              |
| 26Feb2019 | 20:17 | 0.2             | 0.3                | 7293.0            | 0.2              |
| 26Feb2019 | 20:18 | 0.2             | 0.3                | 7293.0            | 0.2              |
| 26Feb2019 | 20:19 | 0.2             | 0.3                | 7293.0            | 0.2              |
| 26Feb2019 | 20:20 | 0.2             | 0.3                | 7293.0            | 0.2              |
| 26Feb2019 | 20:21 | 0.2             | 0.3                | 7293.0            | 0.2              |
| 26Feb2019 | 20:22 | 0.2             | 0.3                | 7293.0            | 0.2              |
| 26Feb2019 | 20:23 | 0.2             | 0.3                | 7293.0            | 0.2              |
| 26Feb2019 | 20:24 | 0.2             | 0.3                | 7293.0            | 0.2              |
| 26Feb2019 | 20:25 | 0.2             | 0.3                | 7293.0            | 0.2              |
| 26Feb2019 | 20:26 | 0.2             | 0.3                | 7293.0            | 0.2              |
| 26Feb2019 | 20:27 | 0.2             | 0.3                | 7293.0            | 0.2              |
| 26Feb2019 | 20:28 | 0.2             | 0.3                | 7293.0            | 0.2              |
| 26Feb2019 | 20:29 | 0.2             | 0.3                | 7293.0            | 0.2              |
| 26Feb2019 | 20:30 | 0.2             | 0.3                | 7293.0            | 0.2              |
| 26Feb2019 | 20:31 | 0.2             | 0.3                | 7293.0            | 0.2              |
| 26Feb2019 | 20:32 | 0.2             | 0.3                | 7293.0            | 0.2              |
| 26Feb2019 | 20:33 | 0.2             | 0.3                | 7293.0            | 0.2              |
| 26Feb2019 | 20:34 | 0.2             | 0.3                | 7293.0            | 0.2              |

| Date      | Time  | Inflow<br>(CFS) | Storage<br>(AC-FT) | Elevation<br>(FT) | Outflow<br>(CFS) |
|-----------|-------|-----------------|--------------------|-------------------|------------------|
| 26Feb2019 | 20:35 | 0.2             | 0.3                | 7293.0            | 0.2              |
| 26Feb2019 | 20:36 | 0.2             | 0.3                | 7293.0            | 0.2              |
| 26Feb2019 | 20:37 | 0.2             | 0.3                | 7293.0            | 0.2              |
| 26Feb2019 | 20:38 | 0.2             | 0.3                | 7293.0            | 0.2              |
| 26Feb2019 | 20:39 | 0.2             | 0.3                | 7293.0            | 0.2              |
| 26Feb2019 | 20:40 | 0.2             | 0.3                | 7293.0            | 0.2              |
| 26Feb2019 | 20:41 | 0.2             | 0.3                | 7293.0            | 0.2              |
| 26Feb2019 | 20:42 | 0.2             | 0.3                | 7293.0            | 0.2              |
| 26Feb2019 | 20:43 | 0.2             | 0.3                | 7293.0            | 0.2              |
| 26Feb2019 | 20:44 | 0.2             | 0.3                | 7293.0            | 0.2              |
| 26Feb2019 | 20:45 | 0.2             | 0.3                | 7293.0            | 0.2              |
| 26Feb2019 | 20:46 | 0.2             | 0.3                | 7293.0            | 0.2              |
| 26Feb2019 | 20:47 | 0.2             | 0.3                | 7293.0            | 0.2              |
| 26Feb2019 | 20:48 | 0.2             | 0.3                | 7293.0            | 0.2              |
| 26Feb2019 | 20:49 | 0.2             | 0.3                | 7293.0            | 0.2              |
| 26Feb2019 | 20:50 | 0.2             | 0.3                | 7293.0            | 0.2              |
| 26Feb2019 | 20:51 | 0.2             | 0.3                | 7293.0            | 0.2              |
| 26Feb2019 | 20:52 | 0.2             | 0.3                | 7293.0            | 0.2              |
| 26Feb2019 | 20:53 | 0.2             | 0.3                | 7293.0            | 0.2              |
| 26Feb2019 | 20:54 | 0.2             | 0.3                | 7293.0            | 0.2              |
| 26Feb2019 | 20:55 | 0.2             | 0.3                | 7293.0            | 0.2              |
| 26Feb2019 | 20:56 | 0.2             | 0.3                | 7293.0            | 0.2              |
| 26Feb2019 | 20:57 | 0.2             | 0.3                | 7293.0            | 0.2              |
| 26Feb2019 | 20:58 | 0.2             | 0.3                | 7293.0            | 0.2              |
| 26Feb2019 | 20:59 | 0.2             | 0.3                | 7293.0            | 0.2              |
| 26Feb2019 | 21:00 | 0.2             | 0.3                | 7293.0            | 0.2              |
| 26Feb2019 | 21:01 | 0.2             | 0.3                | 7293.0            | 0.2              |
| 26Feb2019 | 21:02 | 0.2             | 0.3                | 7293.0            | 0.2              |
| 26Feb2019 | 21:03 | 0.2             | 0.3                | 7293.0            | 0.2              |
| 26Feb2019 | 21:04 | 0.2             | 0.3                | 7293.0            | 0.2              |
| 26Feb2019 | 21:05 | 0.2             | 0.3                | 7293.0            | 0.2              |

| Date      | Time  | Inflow<br>(CFS) | Storage<br>(AC-FT) | Elevation<br>(FT) | Outflow<br>(CFS) |
|-----------|-------|-----------------|--------------------|-------------------|------------------|
| 26Feb2019 | 21:06 | 0.2             | 0.3                | 7293.0            | 0.2              |
| 26Feb2019 | 21:07 | 0.2             | 0.3                | 7293.0            | 0.2              |
| 26Feb2019 | 21:08 | 0.2             | 0.3                | 7293.0            | 0.2              |
| 26Feb2019 | 21:09 | 0.2             | 0.3                | 7293.0            | 0.2              |
| 26Feb2019 | 21:10 | 0.2             | 0.3                | 7293.0            | 0.2              |
| 26Feb2019 | 21:11 | 0.2             | 0.3                | 7293.0            | 0.2              |
| 26Feb2019 | 21:12 | 0.2             | 0.3                | 7293.0            | 0.2              |
| 26Feb2019 | 21:13 | 0.2             | 0.3                | 7293.0            | 0.2              |
| 26Feb2019 | 21:14 | 0.2             | 0.3                | 7293.0            | 0.2              |
| 26Feb2019 | 21:15 | 0.2             | 0.3                | 7293.0            | 0.2              |
| 26Feb2019 | 21:16 | 0.2             | 0.3                | 7293.0            | 0.2              |
| 26Feb2019 | 21:17 | 0.2             | 0.3                | 7293.0            | 0.2              |
| 26Feb2019 | 21:18 | 0.2             | 0.3                | 7293.0            | 0.2              |
| 26Feb2019 | 21:19 | 0.2             | 0.3                | 7293.0            | 0.2              |
| 26Feb2019 | 21:20 | 0.2             | 0.3                | 7293.0            | 0.2              |
| 26Feb2019 | 21:21 | 0.2             | 0.3                | 7293.0            | 0.2              |
| 26Feb2019 | 21:22 | 0.2             | 0.3                | 7293.0            | 0.2              |
| 26Feb2019 | 21:23 | 0.2             | 0.3                | 7293.0            | 0.2              |
| 26Feb2019 | 21:24 | 0.2             | 0.3                | 7293.0            | 0.2              |
| 26Feb2019 | 21:25 | 0.2             | 0.3                | 7293.0            | 0.2              |
| 26Feb2019 | 21:26 | 0.2             | 0.3                | 7293.0            | 0.2              |
| 26Feb2019 | 21:27 | 0.2             | 0.3                | 7293.0            | 0.2              |
| 26Feb2019 | 21:28 | 0.2             | 0.3                | 7293.0            | 0.2              |
| 26Feb2019 | 21:29 | 0.2             | 0.3                | 7293.0            | 0.2              |
| 26Feb2019 | 21:30 | 0.2             | 0.3                | 7293.0            | 0.2              |
| 26Feb2019 | 21:31 | 0.2             | 0.3                | 7293.0            | 0.2              |
| 26Feb2019 | 21:32 | 0.2             | 0.3                | 7293.0            | 0.2              |
| 26Feb2019 | 21:33 | 0.2             | 0.3                | 7293.0            | 0.2              |
| 26Feb2019 | 21:34 | 0.2             | 0.3                | 7293.0            | 0.2              |
| 26Feb2019 | 21:35 | 0.2             | 0.3                | 7293.0            | 0.2              |
| 26Feb2019 | 21:36 | 0.2             | 0.3                | 7293.0            | 0.2              |

| Date      | Time  | Inflow<br>(CFS) | Storage<br>(AC-FT) | Elevation<br>(FT) | Outflow<br>(CFS) |
|-----------|-------|-----------------|--------------------|-------------------|------------------|
| 26Feb2019 | 21:37 | 0.2             | 0.3                | 7293.0            | 0.2              |
| 26Feb2019 | 21:38 | 0.2             | 0.3                | 7293.0            | 0.2              |
| 26Feb2019 | 21:39 | 0.2             | 0.3                | 7293.0            | 0.2              |
| 26Feb2019 | 21:40 | 0.2             | 0.3                | 7293.0            | 0.2              |
| 26Feb2019 | 21:41 | 0.2             | 0.3                | 7293.0            | 0.2              |
| 26Feb2019 | 21:42 | 0.2             | 0.3                | 7293.0            | 0.2              |
| 26Feb2019 | 21:43 | 0.2             | 0.3                | 7293.0            | 0.2              |
| 26Feb2019 | 21:44 | 0.2             | 0.3                | 7293.0            | 0.2              |
| 26Feb2019 | 21:45 | 0.2             | 0.3                | 7293.0            | 0.2              |
| 26Feb2019 | 21:46 | 0.2             | 0.3                | 7293.0            | 0.2              |
| 26Feb2019 | 21:47 | 0.2             | 0.3                | 7293.0            | 0.2              |
| 26Feb2019 | 21:48 | 0.2             | 0.3                | 7293.0            | 0.2              |
| 26Feb2019 | 21:49 | 0.2             | 0.3                | 7293.0            | 0.2              |
| 26Feb2019 | 21:50 | 0.2             | 0.3                | 7293.0            | 0.2              |
| 26Feb2019 | 21:51 | 0.2             | 0.3                | 7293.0            | 0.2              |
| 26Feb2019 | 21:52 | 0.2             | 0.3                | 7293.0            | 0.2              |
| 26Feb2019 | 21:53 | 0.1             | 0.3                | 7293.0            | 0.2              |
| 26Feb2019 | 21:54 | 0.1             | 0.3                | 7293.0            | 0.2              |
| 26Feb2019 | 21:55 | 0.1             | 0.3                | 7293.0            | 0.2              |
| 26Feb2019 | 21:56 | 0.1             | 0.3                | 7293.0            | 0.2              |
| 26Feb2019 | 21:57 | 0.1             | 0.3                | 7293.0            | 0.2              |
| 26Feb2019 | 21:58 | 0.1             | 0.3                | 7293.0            | 0.2              |
| 26Feb2019 | 21:59 | 0.1             | 0.3                | 7293.0            | 0.2              |
| 26Feb2019 | 22:00 | 0.1             | 0.3                | 7293.0            | 0.2              |
| 26Feb2019 | 22:01 | 0.1             | 0.3                | 7293.0            | 0.2              |
| 26Feb2019 | 22:02 | 0.1             | 0.3                | 7293.0            | 0.2              |
| 26Feb2019 | 22:03 | 0.1             | 0.3                | 7293.0            | 0.2              |
| 26Feb2019 | 22:04 | 0.1             | 0.3                | 7293.0            | 0.2              |
| 26Feb2019 | 22:05 | 0.1             | 0.3                | 7293.0            | 0.2              |
| 26Feb2019 | 22:06 | 0.1             | 0.3                | 7293.0            | 0.2              |
| 26Feb2019 | 22:07 | 0.1             | 0.3                | 7293.0            | 0.2              |

| Date      | Time  | Inflow<br>(CFS) | Storage<br>(AC-FT) | Elevation<br>(FT) | Outflow<br>(CFS) |
|-----------|-------|-----------------|--------------------|-------------------|------------------|
| 26Feb2019 | 22:08 | 0.1             | 0.3                | 7293.0            | 0.2              |
| 26Feb2019 | 22:09 | 0.1             | 0.3                | 7293.0            | 0.2              |
| 26Feb2019 | 22:10 | 0.1             | 0.3                | 7293.0            | 0.2              |
| 26Feb2019 | 22:11 | 0.1             | 0.3                | 7293.0            | 0.2              |
| 26Feb2019 | 22:12 | 0.1             | 0.3                | 7293.0            | 0.2              |
| 26Feb2019 | 22:13 | 0.1             | 0.3                | 7293.0            | 0.2              |
| 26Feb2019 | 22:14 | 0.1             | 0.3                | 7293.0            | 0.2              |
| 26Feb2019 | 22:15 | 0.1             | 0.3                | 7293.0            | 0.2              |
| 26Feb2019 | 22:16 | 0.1             | 0.3                | 7293.0            | 0.2              |
| 26Feb2019 | 22:17 | 0.1             | 0.3                | 7293.0            | 0.2              |
| 26Feb2019 | 22:18 | 0.1             | 0.3                | 7293.0            | 0.2              |
| 26Feb2019 | 22:19 | 0.1             | 0.3                | 7293.0            | 0.2              |
| 26Feb2019 | 22:20 | 0.1             | 0.3                | 7293.0            | 0.2              |
| 26Feb2019 | 22:21 | 0.1             | 0.3                | 7293.0            | 0.2              |
| 26Feb2019 | 22:22 | 0.1             | 0.3                | 7293.0            | 0.2              |
| 26Feb2019 | 22:23 | 0.1             | 0.3                | 7293.0            | 0.2              |
| 26Feb2019 | 22:24 | 0.1             | 0.3                | 7293.0            | 0.2              |
| 26Feb2019 | 22:25 | 0.1             | 0.3                | 7293.0            | 0.2              |
| 26Feb2019 | 22:26 | 0.1             | 0.3                | 7293.0            | 0.2              |
| 26Feb2019 | 22:27 | 0.1             | 0.3                | 7293.0            | 0.2              |
| 26Feb2019 | 22:28 | 0.1             | 0.3                | 7293.0            | 0.2              |
| 26Feb2019 | 22:29 | 0.1             | 0.3                | 7293.0            | 0.2              |
| 26Feb2019 | 22:30 | 0.1             | 0.3                | 7293.0            | 0.2              |
| 26Feb2019 | 22:31 | 0.1             | 0.3                | 7293.0            | 0.2              |
| 26Feb2019 | 22:32 | 0.1             | 0.3                | 7293.0            | 0.1              |
| 26Feb2019 | 22:33 | 0.1             | 0.3                | 7293.0            | 0.1              |
| 26Feb2019 | 22:34 | 0.1             | 0.3                | 7293.0            | 0.1              |
| 26Feb2019 | 22:35 | 0.1             | 0.3                | 7293.0            | 0.1              |
| 26Feb2019 | 22:36 | 0.1             | 0.3                | 7293.0            | 0.1              |
| 26Feb2019 | 22:37 | 0.1             | 0.3                | 7293.0            | 0.1              |
| 26Feb2019 | 22:38 | 0.1             | 0.3                | 7293.0            | 0.1              |

| Date      | Time  | Inflow<br>(CFS) | Storage<br>(AC-FT) | Elevation<br>(FT) | Outflow<br>(CFS) |
|-----------|-------|-----------------|--------------------|-------------------|------------------|
| 26Feb2019 | 22:39 | 0.1             | 0.3                | 7293.0            | 0.1              |
| 26Feb2019 | 22:40 | 0.1             | 0.3                | 7293.0            | 0.1              |
| 26Feb2019 | 22:41 | 0.1             | 0.3                | 7293.0            | 0.1              |
| 26Feb2019 | 22:42 | 0.1             | 0.3                | 7293.0            | 0.1              |
| 26Feb2019 | 22:43 | 0.1             | 0.3                | 7293.0            | 0.1              |
| 26Feb2019 | 22:44 | 0.1             | 0.3                | 7293.0            | 0.1              |
| 26Feb2019 | 22:45 | 0.1             | 0.3                | 7293.0            | 0.1              |
| 26Feb2019 | 22:46 | 0.1             | 0.3                | 7293.0            | 0.1              |
| 26Feb2019 | 22:47 | 0.1             | 0.3                | 7293.0            | 0.1              |
| 26Feb2019 | 22:48 | 0.1             | 0.3                | 7293.0            | 0.1              |
| 26Feb2019 | 22:49 | 0.1             | 0.3                | 7293.0            | 0.1              |
| 26Feb2019 | 22:50 | 0.1             | 0.3                | 7293.0            | 0.1              |
| 26Feb2019 | 22:51 | 0.1             | 0.3                | 7293.0            | 0.1              |
| 26Feb2019 | 22:52 | 0.1             | 0.3                | 7293.0            | 0.1              |
| 26Feb2019 | 22:53 | 0.1             | 0.3                | 7293.0            | 0.1              |
| 26Feb2019 | 22:54 | 0.1             | 0.3                | 7293.0            | 0.1              |
| 26Feb2019 | 22:55 | 0.1             | 0.3                | 7293.0            | 0.1              |
| 26Feb2019 | 22:56 | 0.1             | 0.3                | 7293.0            | 0.1              |
| 26Feb2019 | 22:57 | 0.1             | 0.3                | 7293.0            | 0.1              |
| 26Feb2019 | 22:58 | 0.1             | 0.3                | 7293.0            | 0.1              |
| 26Feb2019 | 22:59 | 0.1             | 0.3                | 7293.0            | 0.1              |
| 26Feb2019 | 23:00 | 0.1             | 0.3                | 7293.0            | 0.1              |
| 26Feb2019 | 23:01 | 0.1             | 0.3                | 7293.0            | 0.1              |
| 26Feb2019 | 23:02 | 0.1             | 0.3                | 7293.0            | 0.1              |
| 26Feb2019 | 23:03 | 0.1             | 0.3                | 7293.0            | 0.1              |
| 26Feb2019 | 23:04 | 0.1             | 0.3                | 7293.0            | 0.1              |
| 26Feb2019 | 23:05 | 0.1             | 0.3                | 7293.0            | 0.1              |
| 26Feb2019 | 23:06 | 0.1             | 0.3                | 7293.0            | 0.1              |
| 26Feb2019 | 23:07 | 0.1             | 0.3                | 7293.0            | 0.1              |
| 26Feb2019 | 23:08 | 0.1             | 0.3                | 7293.0            | 0.1              |
| 26Feb2019 | 23:09 | 0.1             | 0.3                | 7293.0            | 0.1              |

| Date      | Time  | Inflow<br>(CFS) | Storage<br>(AC-FT) | Elevation<br>(FT) | Outflow<br>(CFS) |
|-----------|-------|-----------------|--------------------|-------------------|------------------|
| 26Feb2019 | 23:10 | 0.1             | 0.3                | 7293.0            | 0.1              |
| 26Feb2019 | 23:11 | 0.1             | 0.3                | 7293.0            | 0.1              |
| 26Feb2019 | 23:12 | 0.1             | 0.3                | 7293.0            | 0.1              |
| 26Feb2019 | 23:13 | 0.1             | 0.3                | 7293.0            | 0.1              |
| 26Feb2019 | 23:14 | 0.1             | 0.3                | 7293.0            | 0.1              |
| 26Feb2019 | 23:15 | 0.1             | 0.3                | 7293.0            | 0.1              |
| 26Feb2019 | 23:16 | 0.1             | 0.3                | 7293.0            | 0.1              |
| 26Feb2019 | 23:17 | 0.1             | 0.3                | 7293.0            | 0.1              |
| 26Feb2019 | 23:18 | 0.1             | 0.3                | 7293.0            | 0.1              |
| 26Feb2019 | 23:19 | 0.1             | 0.3                | 7293.0            | 0.1              |
| 26Feb2019 | 23:20 | 0.1             | 0.3                | 7293.0            | 0.1              |
| 26Feb2019 | 23:21 | 0.1             | 0.3                | 7293.0            | 0.1              |
| 26Feb2019 | 23:22 | 0.1             | 0.3                | 7293.0            | 0.1              |
| 26Feb2019 | 23:23 | 0.1             | 0.3                | 7293.0            | 0.1              |
| 26Feb2019 | 23:24 | 0.1             | 0.3                | 7293.0            | 0.1              |
| 26Feb2019 | 23:25 | 0.1             | 0.3                | 7293.0            | 0.1              |
| 26Feb2019 | 23:26 | 0.1             | 0.3                | 7293.0            | 0.1              |
| 26Feb2019 | 23:27 | 0.1             | 0.3                | 7293.0            | 0.1              |
| 26Feb2019 | 23:28 | 0.1             | 0.3                | 7293.0            | 0.1              |
| 26Feb2019 | 23:29 | 0.1             | 0.3                | 7293.0            | 0.1              |
| 26Feb2019 | 23:30 | 0.1             | 0.3                | 7293.0            | 0.1              |
| 26Feb2019 | 23:31 | 0.1             | 0.3                | 7293.0            | 0.1              |
| 26Feb2019 | 23:32 | 0.1             | 0.3                | 7293.0            | 0.1              |
| 26Feb2019 | 23:33 | 0.1             | 0.3                | 7293.0            | 0.1              |
| 26Feb2019 | 23:34 | 0.1             | 0.3                | 7293.0            | 0.1              |
| 26Feb2019 | 23:35 | 0.1             | 0.3                | 7293.0            | 0.1              |
| 26Feb2019 | 23:36 | 0.1             | 0.3                | 7293.0            | 0.1              |
| 26Feb2019 | 23:37 | 0.1             | 0.3                | 7293.0            | 0.1              |
| 26Feb2019 | 23:38 | 0.1             | 0.3                | 7293.0            | 0.1              |
| 26Feb2019 | 23:39 | 0.1             | 0.3                | 7293.0            | 0.1              |
| 26Feb2019 | 23:40 | 0.1             | 0.3                | 7293.0            | 0.1              |



| Date      | Time  | Inflow<br>(CFS) | Storage<br>(AC-FT) | Elevation<br>(FT) | Outflow<br>(CFS) |
|-----------|-------|-----------------|--------------------|-------------------|------------------|
| 26Feb2019 | 23:41 | 0.1             | 0.3                | 7293.0            | 0.1              |
| 26Feb2019 | 23:42 | 0.1             | 0.3                | 7293.0            | 0.1              |
| 26Feb2019 | 23:43 | 0.1             | 0.3                | 7293.0            | 0.1              |
| 26Feb2019 | 23:44 | 0.1             | 0.3                | 7293.0            | 0.1              |
| 26Feb2019 | 23:45 | 0.1             | 0.3                | 7293.0            | 0.1              |
| 26Feb2019 | 23:46 | 0.1             | 0.3                | 7293.0            | 0.1              |
| 26Feb2019 | 23:47 | 0.1             | 0.3                | 7293.0            | 0.1              |
| 26Feb2019 | 23:48 | 0.1             | 0.3                | 7293.0            | 0.1              |
| 26Feb2019 | 23:49 | 0.1             | 0.3                | 7293.0            | 0.1              |
| 26Feb2019 | 23:50 | 0.1             | 0.3                | 7293.0            | 0.1              |
| 26Feb2019 | 23:51 | 0.1             | 0.3                | 7293.0            | 0.1              |
| 26Feb2019 | 23:52 | 0.1             | 0.3                | 7293.0            | 0.1              |
| 26Feb2019 | 23:53 | 0.1             | 0.3                | 7293.0            | 0.1              |
| 26Feb2019 | 23:54 | 0.1             | 0.3                | 7293.0            | 0.1              |
| 26Feb2019 | 23:55 | 0.1             | 0.3                | 7293.0            | 0.1              |
| 26Feb2019 | 23:56 | 0.1             | 0.3                | 7293.0            | 0.1              |
| 26Feb2019 | 23:57 | 0.1             | 0.3                | 7293.0            | 0.1              |
| 26Feb2019 | 23:58 | 0.1             | 0.3                | 7293.0            | 0.1              |
| 26Feb2019 | 23:59 | 0.1             | 0.3                | 7293.0            | 0.1              |
| 27Feb2019 | 00:00 | 0.1             | 0.3                | 7293.0            | 0.1              |
| 27Feb2019 | 00:01 | 0.1             | 0.3                | 7293.0            | 0.1              |
| 27Feb2019 | 00:02 | 0.1             | 0.3                | 7293.0            | 0.1              |
| 27Feb2019 | 00:03 | 0.1             | 0.3                | 7293.0            | 0.1              |
| 27Feb2019 | 00:04 | 0.1             | 0.3                | 7293.0            | 0.1              |
| 27Feb2019 | 00:05 | 0.1             | 0.3                | 7293.0            | 0.1              |
| 27Feb2019 | 00:06 | 0.1             | 0.3                | 7293.0            | 0.1              |
| 27Feb2019 | 00:07 | 0.1             | 0.3                | 7293.0            | 0.1              |
| 27Feb2019 | 00:08 | 0.1             | 0.3                | 7293.0            | 0.1              |
| 27Feb2019 | 00:09 | 0.1             | 0.3                | 7293.0            | 0.1              |
| 27Feb2019 | 00:10 | 0.1             | 0.3                | 7293.0            | 0.1              |
| 27Feb2019 | 00:11 | 0.1             | 0.3                | 7293.0            | 0.1              |

| Date      | Time  | Inflow<br>(CFS) | Storage<br>(AC-FT) | Elevation<br>(FT) | Outflow<br>(CFS) |
|-----------|-------|-----------------|--------------------|-------------------|------------------|
| 27Feb2019 | 00:12 | 0.1             | 0.3                | 7293.0            | 0.1              |
| 27Feb2019 | 00:13 | 0.1             | 0.3                | 7293.0            | 0.1              |
| 27Feb2019 | 00:14 | 0.1             | 0.3                | 7293.0            | 0.1              |
| 27Feb2019 | 00:15 | 0.1             | 0.3                | 7293.0            | 0.1              |
| 27Feb2019 | 00:16 | 0.1             | 0.3                | 7293.0            | 0.1              |
| 27Feb2019 | 00:17 | 0.1             | 0.3                | 7293.0            | 0.1              |
| 27Feb2019 | 00:18 | 0.1             | 0.3                | 7293.0            | 0.1              |
| 27Feb2019 | 00:19 | 0.1             | 0.3                | 7293.0            | 0.1              |
| 27Feb2019 | 00:20 | 0.1             | 0.3                | 7293.0            | 0.1              |
| 27Feb2019 | 00:21 | 0.1             | 0.3                | 7293.0            | 0.1              |
| 27Feb2019 | 00:22 | 0.1             | 0.3                | 7293.0            | 0.1              |
| 27Feb2019 | 00:23 | 0.0             | 0.3                | 7293.0            | 0.1              |
| 27Feb2019 | 00:24 | 0.0             | 0.3                | 7293.0            | 0.1              |
| 27Feb2019 | 00:25 | 0.0             | 0.3                | 7293.0            | 0.1              |
| 27Feb2019 | 00:26 | 0.0             | 0.3                | 7293.0            | 0.1              |
| 27Feb2019 | 00:27 | 0.0             | 0.3                | 7293.0            | 0.1              |
| 27Feb2019 | 00:28 | 0.0             | 0.3                | 7293.0            | 0.1              |
| 27Feb2019 | 00:29 | 0.0             | 0.3                | 7293.0            | 0.1              |
| 27Feb2019 | 00:30 | 0.0             | 0.3                | 7293.0            | 0.1              |
| 27Feb2019 | 00:31 | 0.0             | 0.3                | 7293.0            | 0.1              |
| 27Feb2019 | 00:32 | 0.0             | 0.3                | 7293.0            | 0.1              |
| 27Feb2019 | 00:33 | 0.0             | 0.3                | 7293.0            | 0.1              |
| 27Feb2019 | 00:34 | 0.0             | 0.3                | 7293.0            | 0.1              |
| 27Feb2019 | 00:35 | 0.0             | 0.3                | 7293.0            | 0.1              |
| 27Feb2019 | 00:36 | 0.0             | 0.3                | 7293.0            | 0.1              |
| 27Feb2019 | 00:37 | 0.0             | 0.3                | 7293.0            | 0.1              |
| 27Feb2019 | 00:38 | 0.0             | 0.3                | 7293.0            | 0.1              |
| 27Feb2019 | 00:39 | 0.0             | 0.3                | 7293.0            | 0.1              |
| 27Feb2019 | 00:40 | 0.0             | 0.3                | 7293.0            | 0.1              |
| 27Feb2019 | 00:41 | 0.0             | 0.3                | 7293.0            | 0.1              |
| 27Feb2019 | 00:42 | 0.0             | 0.3                | 7293.0            | 0.1              |

| Date      | Time  | Inflow<br>(CFS) | Storage<br>(AC-FT) | Elevation<br>(FT) | Outflow<br>(CFS) |
|-----------|-------|-----------------|--------------------|-------------------|------------------|
| 27Feb2019 | 00:43 | 0.0             | 0.3                | 7293.0            | 0.1              |
| 27Feb2019 | 00:44 | 0.0             | 0.3                | 7293.0            | 0.1              |
| 27Feb2019 | 00:45 | 0.0             | 0.3                | 7293.0            | 0.1              |
| 27Feb2019 | 00:46 | 0.0             | 0.3                | 7293.0            | 0.1              |
| 27Feb2019 | 00:47 | 0.0             | 0.3                | 7293.0            | 0.1              |
| 27Feb2019 | 00:48 | 0.0             | 0.3                | 7293.0            | 0.1              |
| 27Feb2019 | 00:49 | 0.0             | 0.3                | 7293.0            | 0.1              |
| 27Feb2019 | 00:50 | 0.0             | 0.3                | 7293.0            | 0.1              |
| 27Feb2019 | 00:51 | 0.0             | 0.3                | 7293.0            | 0.1              |
| 27Feb2019 | 00:52 | 0.0             | 0.3                | 7293.0            | 0.1              |
| 27Feb2019 | 00:53 | 0.0             | 0.3                | 7293.0            | 0.1              |
| 27Feb2019 | 00:54 | 0.0             | 0.3                | 7293.0            | 0.1              |
| 27Feb2019 | 00:55 | 0.0             | 0.3                | 7293.0            | 0.1              |
| 27Feb2019 | 00:56 | 0.0             | 0.3                | 7293.0            | 0.1              |
| 27Feb2019 | 00:57 | 0.0             | 0.3                | 7293.0            | 0.1              |
| 27Feb2019 | 00:58 | 0.0             | 0.3                | 7293.0            | 0.1              |
| 27Feb2019 | 00:59 | 0.0             | 0.3                | 7293.0            | 0.1              |
| 27Feb2019 | 01:00 | 0.0             | 0.3                | 7293.0            | 0.1              |
| 27Feb2019 | 01:01 | 0.0             | 0.3                | 7293.0            | 0.1              |
| 27Feb2019 | 01:02 | 0.0             | 0.3                | 7293.0            | 0.1              |
| 27Feb2019 | 01:03 | 0.0             | 0.3                | 7293.0            | 0.1              |
| 27Feb2019 | 01:04 | 0.0             | 0.3                | 7293.0            | 0.1              |
| 27Feb2019 | 01:05 | 0.0             | 0.3                | 7293.0            | 0.1              |
| 27Feb2019 | 01:06 | 0.0             | 0.3                | 7293.0            | 0.1              |
| 27Feb2019 | 01:07 | 0.0             | 0.3                | 7293.0            | 0.1              |
| 27Feb2019 | 01:08 | 0.0             | 0.3                | 7293.0            | 0.1              |
| 27Feb2019 | 01:09 | 0.0             | 0.3                | 7293.0            | 0.1              |
| 27Feb2019 | 01:10 | 0.0             | 0.3                | 7293.0            | 0.1              |
| 27Feb2019 | 01:11 | 0.0             | 0.3                | 7293.0            | 0.1              |
| 27Feb2019 | 01:12 | 0.0             | 0.3                | 7293.0            | 0.1              |
| 27Feb2019 | 01:13 | 0.0             | 0.3                | 7293.0            | 0.1              |

| Date      | Time  | Inflow<br>(CFS) | Storage<br>(AC-FT) | Elevation<br>(FT) | Outflow<br>(CFS) |
|-----------|-------|-----------------|--------------------|-------------------|------------------|
| 27Feb2019 | 01:14 | 0.0             | 0.3                | 7293.0            | 0.1              |
| 27Feb2019 | 01:15 | 0.0             | 0.3                | 7293.0            | 0.1              |
| 27Feb2019 | 01:16 | 0.0             | 0.3                | 7293.0            | 0.1              |
| 27Feb2019 | 01:17 | 0.0             | 0.3                | 7293.0            | 0.1              |
| 27Feb2019 | 01:18 | 0.0             | 0.3                | 7293.0            | 0.1              |
| 27Feb2019 | 01:19 | 0.0             | 0.3                | 7293.0            | 0.1              |
| 27Feb2019 | 01:20 | 0.0             | 0.3                | 7293.0            | 0.1              |
| 27Feb2019 | 01:21 | 0.0             | 0.3                | 7293.0            | 0.1              |
| 27Feb2019 | 01:22 | 0.0             | 0.3                | 7293.0            | 0.1              |
| 27Feb2019 | 01:23 | 0.0             | 0.3                | 7293.0            | 0.1              |
| 27Feb2019 | 01:24 | 0.0             | 0.3                | 7293.0            | 0.1              |
| 27Feb2019 | 01:25 | 0.0             | 0.3                | 7293.0            | 0.1              |
| 27Feb2019 | 01:26 | 0.0             | 0.3                | 7293.0            | 0.1              |
| 27Feb2019 | 01:27 | 0.0             | 0.3                | 7292.9            | 0.1              |
| 27Feb2019 | 01:28 | 0.0             | 0.3                | 7292.9            | 0.1              |
| 27Feb2019 | 01:29 | 0.0             | 0.3                | 7292.9            | 0.1              |
| 27Feb2019 | 01:30 | 0.0             | 0.3                | 7292.9            | 0.1              |
| 27Feb2019 | 01:31 | 0.0             | 0.3                | 7292.9            | 0.1              |
| 27Feb2019 | 01:32 | 0.0             | 0.3                | 7292.9            | 0.1              |
| 27Feb2019 | 01:33 | 0.0             | 0.3                | 7292.9            | 0.1              |
| 27Feb2019 | 01:34 | 0.0             | 0.3                | 7292.9            | 0.1              |
| 27Feb2019 | 01:35 | 0.0             | 0.3                | 7292.9            | 0.1              |
| 27Feb2019 | 01:36 | 0.0             | 0.3                | 7292.9            | 0.1              |
| 27Feb2019 | 01:37 | 0.0             | 0.3                | 7292.9            | 0.1              |
| 27Feb2019 | 01:38 | 0.0             | 0.3                | 7292.9            | 0.1              |
| 27Feb2019 | 01:39 | 0.0             | 0.3                | 7292.9            | 0.1              |
| 27Feb2019 | 01:40 | 0.0             | 0.3                | 7292.9            | 0.1              |
| 27Feb2019 | 01:41 | 0.0             | 0.3                | 7292.9            | 0.1              |
| 27Feb2019 | 01:42 | 0.0             | 0.3                | 7292.9            | 0.1              |
| 27Feb2019 | 01:43 | 0.0             | 0.3                | 7292.9            | 0.1              |
| 27Feb2019 | 01:44 | 0.0             | 0.3                | 7292.9            | 0.1              |

| Date      | Time  | Inflow<br>(CFS) | Storage<br>(AC-FT) | Elevation<br>(FT) | Outflow<br>(CFS) |
|-----------|-------|-----------------|--------------------|-------------------|------------------|
| 27Feb2019 | 01:45 | 0.0             | 0.3                | 7292.9            | 0.1              |
| 27Feb2019 | 01:46 | 0.0             | 0.3                | 7292.9            | 0.1              |
| 27Feb2019 | 01:47 | 0.0             | 0.3                | 7292.9            | 0.1              |
| 27Feb2019 | 01:48 | 0.0             | 0.3                | 7292.9            | 0.1              |
| 27Feb2019 | 01:49 | 0.0             | 0.3                | 7292.9            | 0.1              |
| 27Feb2019 | 01:50 | 0.0             | 0.3                | 7292.9            | 0.1              |
| 27Feb2019 | 01:51 | 0.0             | 0.3                | 7292.9            | 0.1              |
| 27Feb2019 | 01:52 | 0.0             | 0.3                | 7292.9            | 0.1              |
| 27Feb2019 | 01:53 | 0.0             | 0.3                | 7292.9            | 0.1              |
| 27Feb2019 | 01:54 | 0.0             | 0.3                | 7292.9            | 0.1              |
| 27Feb2019 | 01:55 | 0.0             | 0.3                | 7292.9            | 0.1              |
| 27Feb2019 | 01:56 | 0.0             | 0.3                | 7292.9            | 0.1              |
| 27Feb2019 | 01:57 | 0.0             | 0.3                | 7292.9            | 0.1              |
| 27Feb2019 | 01:58 | 0.0             | 0.3                | 7292.9            | 0.1              |
| 27Feb2019 | 01:59 | 0.0             | 0.3                | 7292.9            | 0.1              |
| 27Feb2019 | 02:00 | 0.0             | 0.3                | 7292.9            | 0.1              |
| 27Feb2019 | 02:01 | 0.0             | 0.3                | 7292.9            | 0.1              |
| 27Feb2019 | 02:02 | 0.0             | 0.3                | 7292.9            | 0.1              |
| 27Feb2019 | 02:03 | 0.0             | 0.3                | 7292.9            | 0.1              |
| 27Feb2019 | 02:04 | 0.0             | 0.3                | 7292.9            | 0.1              |
| 27Feb2019 | 02:05 | 0.0             | 0.3                | 7292.9            | 0.1              |
| 27Feb2019 | 02:06 | 0.0             | 0.3                | 7292.9            | 0.1              |
| 27Feb2019 | 02:07 | 0.0             | 0.3                | 7292.9            | 0.1              |
| 27Feb2019 | 02:08 | 0.0             | 0.3                | 7292.9            | 0.1              |
| 27Feb2019 | 02:09 | 0.0             | 0.3                | 7292.9            | 0.1              |
| 27Feb2019 | 02:10 | 0.0             | 0.3                | 7292.9            | 0.1              |
| 27Feb2019 | 02:11 | 0.0             | 0.3                | 7292.9            | 0.1              |
| 27Feb2019 | 02:12 | 0.0             | 0.3                | 7292.9            | 0.1              |
| 27Feb2019 | 02:13 | 0.0             | 0.3                | 7292.9            | 0.1              |
| 27Feb2019 | 02:14 | 0.0             | 0.3                | 7292.9            | 0.1              |
| 27Feb2019 | 02:15 | 0.0             | 0.3                | 7292.9            | 0.1              |

| Date      | Time  | Inflow<br>(CFS) | Storage<br>(AC-FT) | Elevation<br>(FT) | Outflow<br>(CFS) |
|-----------|-------|-----------------|--------------------|-------------------|------------------|
| 27Feb2019 | 02:16 | 0.0             | 0.3                | 7292.9            | 0.1              |
| 27Feb2019 | 02:17 | 0.0             | 0.3                | 7292.9            | 0.1              |
| 27Feb2019 | 02:18 | 0.0             | 0.3                | 7292.9            | 0.1              |
| 27Feb2019 | 02:19 | 0.0             | 0.3                | 7292.9            | 0.1              |
| 27Feb2019 | 02:20 | 0.0             | 0.3                | 7292.9            | 0.1              |
| 27Feb2019 | 02:21 | 0.0             | 0.3                | 7292.9            | 0.1              |
| 27Feb2019 | 02:22 | 0.0             | 0.3                | 7292.9            | 0.1              |
| 27Feb2019 | 02:23 | 0.0             | 0.3                | 7292.9            | 0.1              |
| 27Feb2019 | 02:24 | 0.0             | 0.3                | 7292.9            | 0.1              |
| 27Feb2019 | 02:25 | 0.0             | 0.3                | 7292.9            | 0.1              |
| 27Feb2019 | 02:26 | 0.0             | 0.3                | 7292.9            | 0.1              |
| 27Feb2019 | 02:27 | 0.0             | 0.3                | 7292.9            | 0.1              |
| 27Feb2019 | 02:28 | 0.0             | 0.3                | 7292.9            | 0.1              |
| 27Feb2019 | 02:29 | 0.0             | 0.3                | 7292.9            | 0.1              |
| 27Feb2019 | 02:30 | 0.0             | 0.3                | 7292.9            | 0.1              |
| 27Feb2019 | 02:31 | 0.0             | 0.3                | 7292.9            | 0.1              |
| 27Feb2019 | 02:32 | 0.0             | 0.3                | 7292.9            | 0.1              |
| 27Feb2019 | 02:33 | 0.0             | 0.3                | 7292.9            | 0.1              |
| 27Feb2019 | 02:34 | 0.0             | 0.3                | 7292.9            | 0.1              |
| 27Feb2019 | 02:35 | 0.0             | 0.3                | 7292.9            | 0.1              |
| 27Feb2019 | 02:36 | 0.0             | 0.3                | 7292.9            | 0.1              |
| 27Feb2019 | 02:37 | 0.0             | 0.3                | 7292.9            | 0.1              |
| 27Feb2019 | 02:38 | 0.0             | 0.3                | 7292.9            | 0.1              |
| 27Feb2019 | 02:39 | 0.0             | 0.3                | 7292.9            | 0.1              |
| 27Feb2019 | 02:40 | 0.0             | 0.3                | 7292.9            | 0.1              |
| 27Feb2019 | 02:41 | 0.0             | 0.3                | 7292.9            | 0.1              |
| 27Feb2019 | 02:42 | 0.0             | 0.3                | 7292.9            | 0.1              |
| 27Feb2019 | 02:43 | 0.0             | 0.3                | 7292.9            | 0.1              |
| 27Feb2019 | 02:44 | 0.0             | 0.3                | 7292.9            | 0.1              |
| 27Feb2019 | 02:45 | 0.0             | 0.3                | 7292.9            | 0.1              |
| 27Feb2019 | 02:46 | 0.0             | 0.3                | 7292.9            | 0.1              |

| Date      | Time  | Inflow<br>(CFS) | Storage<br>(AC-FT) | Elevation<br>(FT) | Outflow<br>(CFS) |
|-----------|-------|-----------------|--------------------|-------------------|------------------|
| 27Feb2019 | 02:47 | 0.0             | 0.3                | 7292.9            | 0.1              |
| 27Feb2019 | 02:48 | 0.0             | 0.3                | 7292.9            | 0.1              |
| 27Feb2019 | 02:49 | 0.0             | 0.3                | 7292.9            | 0.1              |
| 27Feb2019 | 02:50 | 0.0             | 0.3                | 7292.9            | 0.1              |
| 27Feb2019 | 02:51 | 0.0             | 0.3                | 7292.9            | 0.1              |
| 27Feb2019 | 02:52 | 0.0             | 0.3                | 7292.9            | 0.1              |
| 27Feb2019 | 02:53 | 0.0             | 0.3                | 7292.9            | 0.1              |
| 27Feb2019 | 02:54 | 0.0             | 0.3                | 7292.9            | 0.1              |
| 27Feb2019 | 02:55 | 0.0             | 0.3                | 7292.9            | 0.1              |
| 27Feb2019 | 02:56 | 0.0             | 0.3                | 7292.9            | 0.1              |
| 27Feb2019 | 02:57 | 0.0             | 0.3                | 7292.9            | 0.1              |
| 27Feb2019 | 02:58 | 0.0             | 0.3                | 7292.9            | 0.1              |
| 27Feb2019 | 02:59 | 0.0             | 0.3                | 7292.9            | 0.1              |
| 27Feb2019 | 03:00 | 0.0             | 0.3                | 7292.9            | 0.1              |
| 27Feb2019 | 03:01 | 0.0             | 0.3                | 7292.9            | 0.1              |
| 27Feb2019 | 03:02 | 0.0             | 0.3                | 7292.9            | 0.1              |
| 27Feb2019 | 03:03 | 0.0             | 0.3                | 7292.9            | 0.1              |
| 27Feb2019 | 03:04 | 0.0             | 0.3                | 7292.9            | 0.1              |
| 27Feb2019 | 03:05 | 0.0             | 0.3                | 7292.9            | 0.1              |
| 27Feb2019 | 03:06 | 0.0             | 0.3                | 7292.9            | 0.1              |
| 27Feb2019 | 03:07 | 0.0             | 0.3                | 7292.9            | 0.1              |
| 27Feb2019 | 03:08 | 0.0             | 0.3                | 7292.9            | 0.1              |
| 27Feb2019 | 03:09 | 0.0             | 0.3                | 7292.9            | 0.1              |
| 27Feb2019 | 03:10 | 0.0             | 0.3                | 7292.9            | 0.1              |
| 27Feb2019 | 03:11 | 0.0             | 0.3                | 7292.9            | 0.1              |
| 27Feb2019 | 03:12 | 0.0             | 0.3                | 7292.9            | 0.1              |
| 27Feb2019 | 03:13 | 0.0             | 0.3                | 7292.9            | 0.1              |
| 27Feb2019 | 03:14 | 0.0             | 0.3                | 7292.9            | 0.1              |
| 27Feb2019 | 03:15 | 0.0             | 0.3                | 7292.9            | 0.1              |
| 27Feb2019 | 03:16 | 0.0             | 0.3                | 7292.9            | 0.1              |
| 27Feb2019 | 03:17 | 0.0             | 0.3                | 7292.9            | 0.1              |

| Date      | Time  | Inflow<br>(CFS) | Storage<br>(AC-FT) | Elevation<br>(FT) | Outflow<br>(CFS) |
|-----------|-------|-----------------|--------------------|-------------------|------------------|
| 27Feb2019 | 03:18 | 0.0             | 0.3                | 7292.9            | 0.1              |
| 27Feb2019 | 03:19 | 0.0             | 0.3                | 7292.9            | 0.1              |
| 27Feb2019 | 03:20 | 0.0             | 0.3                | 7292.9            | 0.1              |
| 27Feb2019 | 03:21 | 0.0             | 0.3                | 7292.9            | 0.1              |
| 27Feb2019 | 03:22 | 0.0             | 0.3                | 7292.9            | 0.1              |
| 27Feb2019 | 03:23 | 0.0             | 0.3                | 7292.9            | 0.1              |
| 27Feb2019 | 03:24 | 0.0             | 0.3                | 7292.9            | 0.1              |
| 27Feb2019 | 03:25 | 0.0             | 0.3                | 7292.9            | 0.1              |
| 27Feb2019 | 03:26 | 0.0             | 0.3                | 7292.9            | 0.1              |
| 27Feb2019 | 03:27 | 0.0             | 0.3                | 7292.9            | 0.1              |
| 27Feb2019 | 03:28 | 0.0             | 0.3                | 7292.9            | 0.1              |
| 27Feb2019 | 03:29 | 0.0             | 0.3                | 7292.9            | 0.1              |
| 27Feb2019 | 03:30 | 0.0             | 0.3                | 7292.9            | 0.1              |
| 27Feb2019 | 03:31 | 0.0             | 0.3                | 7292.9            | 0.1              |
| 27Feb2019 | 03:32 | 0.0             | 0.3                | 7292.9            | 0.1              |
| 27Feb2019 | 03:33 | 0.0             | 0.3                | 7292.9            | 0.1              |
| 27Feb2019 | 03:34 | 0.0             | 0.3                | 7292.9            | 0.1              |
| 27Feb2019 | 03:35 | 0.0             | 0.3                | 7292.9            | 0.1              |
| 27Feb2019 | 03:36 | 0.0             | 0.3                | 7292.9            | 0.1              |
| 27Feb2019 | 03:37 | 0.0             | 0.3                | 7292.9            | 0.1              |
| 27Feb2019 | 03:38 | 0.0             | 0.3                | 7292.9            | 0.1              |
| 27Feb2019 | 03:39 | 0.0             | 0.3                | 7292.9            | 0.1              |
| 27Feb2019 | 03:40 | 0.0             | 0.3                | 7292.9            | 0.1              |
| 27Feb2019 | 03:41 | 0.0             | 0.3                | 7292.9            | 0.1              |
| 27Feb2019 | 03:42 | 0.0             | 0.3                | 7292.9            | 0.1              |
| 27Feb2019 | 03:43 | 0.0             | 0.3                | 7292.9            | 0.1              |
| 27Feb2019 | 03:44 | 0.0             | 0.3                | 7292.9            | 0.1              |
| 27Feb2019 | 03:45 | 0.0             | 0.3                | 7292.9            | 0.1              |
| 27Feb2019 | 03:46 | 0.0             | 0.3                | 7292.9            | 0.1              |
| 27Feb2019 | 03:47 | 0.0             | 0.3                | 7292.9            | 0.1              |
| 27Feb2019 | 03:48 | 0.0             | 0.3                | 7292.9            | 0.1              |



| Date      | Time  | Inflow<br>(CFS) | Storage<br>(AC-FT) | Elevation<br>(FT) | Outflow<br>(CFS) |
|-----------|-------|-----------------|--------------------|-------------------|------------------|
| 27Feb2019 | 03:49 | 0.0             | 0.3                | 7292.9            | 0.1              |
| 27Feb2019 | 03:50 | 0.0             | 0.3                | 7292.9            | 0.1              |
| 27Feb2019 | 03:51 | 0.0             | 0.3                | 7292.9            | 0.1              |
| 27Feb2019 | 03:52 | 0.0             | 0.3                | 7292.9            | 0.1              |
| 27Feb2019 | 03:53 | 0.0             | 0.3                | 7292.9            | 0.1              |
| 27Feb2019 | 03:54 | 0.0             | 0.3                | 7292.8            | 0.1              |
| 27Feb2019 | 03:55 | 0.0             | 0.3                | 7292.8            | 0.1              |
| 27Feb2019 | 03:56 | 0.0             | 0.3                | 7292.8            | 0.1              |
| 27Feb2019 | 03:57 | 0.0             | 0.3                | 7292.8            | 0.1              |
| 27Feb2019 | 03:58 | 0.0             | 0.3                | 7292.8            | 0.1              |
| 27Feb2019 | 03:59 | 0.0             | 0.3                | 7292.8            | 0.1              |
| 27Feb2019 | 04:00 | 0.0             | 0.3                | 7292.8            | 0.1              |
| 27Feb2019 | 04:01 | 0.0             | 0.3                | 7292.8            | 0.1              |
| 27Feb2019 | 04:02 | 0.0             | 0.3                | 7292.8            | 0.1              |
| 27Feb2019 | 04:03 | 0.0             | 0.3                | 7292.8            | 0.1              |
| 27Feb2019 | 04:04 | 0.0             | 0.3                | 7292.8            | 0.1              |
| 27Feb2019 | 04:05 | 0.0             | 0.3                | 7292.8            | 0.1              |
| 27Feb2019 | 04:06 | 0.0             | 0.3                | 7292.8            | 0.1              |
| 27Feb2019 | 04:07 | 0.0             | 0.3                | 7292.8            | 0.1              |
| 27Feb2019 | 04:08 | 0.0             | 0.3                | 7292.8            | 0.1              |
| 27Feb2019 | 04:09 | 0.0             | 0.3                | 7292.8            | 0.1              |
| 27Feb2019 | 04:10 | 0.0             | 0.3                | 7292.8            | 0.1              |
| 27Feb2019 | 04:11 | 0.0             | 0.3                | 7292.8            | 0.1              |
| 27Feb2019 | 04:12 | 0.0             | 0.3                | 7292.8            | 0.1              |
| 27Feb2019 | 04:13 | 0.0             | 0.3                | 7292.8            | 0.1              |
| 27Feb2019 | 04:14 | 0.0             | 0.3                | 7292.8            | 0.1              |
| 27Feb2019 | 04:15 | 0.0             | 0.3                | 7292.8            | 0.1              |
| 27Feb2019 | 04:16 | 0.0             | 0.3                | 7292.8            | 0.1              |
| 27Feb2019 | 04:17 | 0.0             | 0.3                | 7292.8            | 0.1              |
| 27Feb2019 | 04:18 | 0.0             | 0.3                | 7292.8            | 0.1              |
| 27Feb2019 | 04:19 | 0.0             | 0.3                | 7292.8            | 0.1              |

| Date      | Time  | Inflow<br>(CFS) | Storage<br>(AC-FT) | Elevation<br>(FT) | Outflow<br>(CFS) |
|-----------|-------|-----------------|--------------------|-------------------|------------------|
| 27Feb2019 | 04:20 | 0.0             | 0.3                | 7292.8            | 0.1              |
| 27Feb2019 | 04:21 | 0.0             | 0.3                | 7292.8            | 0.1              |
| 27Feb2019 | 04:22 | 0.0             | 0.3                | 7292.8            | 0.1              |
| 27Feb2019 | 04:23 | 0.0             | 0.3                | 7292.8            | 0.1              |
| 27Feb2019 | 04:24 | 0.0             | 0.3                | 7292.8            | 0.1              |
| 27Feb2019 | 04:25 | 0.0             | 0.3                | 7292.8            | 0.1              |
| 27Feb2019 | 04:26 | 0.0             | 0.3                | 7292.8            | 0.1              |
| 27Feb2019 | 04:27 | 0.0             | 0.3                | 7292.8            | 0.1              |
| 27Feb2019 | 04:28 | 0.0             | 0.3                | 7292.8            | 0.1              |
| 27Feb2019 | 04:29 | 0.0             | 0.3                | 7292.8            | 0.1              |
| 27Feb2019 | 04:30 | 0.0             | 0.3                | 7292.8            | 0.1              |
| 27Feb2019 | 04:31 | 0.0             | 0.3                | 7292.8            | 0.1              |
| 27Feb2019 | 04:32 | 0.0             | 0.3                | 7292.8            | 0.1              |
| 27Feb2019 | 04:33 | 0.0             | 0.3                | 7292.8            | 0.1              |
| 27Feb2019 | 04:34 | 0.0             | 0.3                | 7292.8            | 0.1              |
| 27Feb2019 | 04:35 | 0.0             | 0.3                | 7292.8            | 0.1              |
| 27Feb2019 | 04:36 | 0.0             | 0.3                | 7292.8            | 0.1              |
| 27Feb2019 | 04:37 | 0.0             | 0.3                | 7292.8            | 0.1              |
| 27Feb2019 | 04:38 | 0.0             | 0.3                | 7292.8            | 0.1              |
| 27Feb2019 | 04:39 | 0.0             | 0.3                | 7292.8            | 0.1              |
| 27Feb2019 | 04:40 | 0.0             | 0.3                | 7292.8            | 0.1              |
| 27Feb2019 | 04:41 | 0.0             | 0.3                | 7292.8            | 0.1              |
| 27Feb2019 | 04:42 | 0.0             | 0.3                | 7292.8            | 0.1              |
| 27Feb2019 | 04:43 | 0.0             | 0.3                | 7292.8            | 0.1              |
| 27Feb2019 | 04:44 | 0.0             | 0.3                | 7292.8            | 0.1              |
| 27Feb2019 | 04:45 | 0.0             | 0.3                | 7292.8            | 0.1              |
| 27Feb2019 | 04:46 | 0.0             | 0.3                | 7292.8            | 0.1              |
| 27Feb2019 | 04:47 | 0.0             | 0.3                | 7292.8            | 0.1              |
| 27Feb2019 | 04:48 | 0.0             | 0.3                | 7292.8            | 0.1              |
| 27Feb2019 | 04:49 | 0.0             | 0.3                | 7292.8            | 0.1              |
| 27Feb2019 | 04:50 | 0.0             | 0.3                | 7292.8            | 0.1              |

| Date      | Time  | Inflow<br>(CFS) | Storage<br>(AC-FT) | Elevation<br>(FT) | Outflow<br>(CFS) |
|-----------|-------|-----------------|--------------------|-------------------|------------------|
| 27Feb2019 | 04:51 | 0.0             | 0.3                | 7292.8            | 0.1              |
| 27Feb2019 | 04:52 | 0.0             | 0.3                | 7292.8            | 0.1              |
| 27Feb2019 | 04:53 | 0.0             | 0.3                | 7292.8            | 0.1              |
| 27Feb2019 | 04:54 | 0.0             | 0.3                | 7292.8            | 0.1              |
| 27Feb2019 | 04:55 | 0.0             | 0.3                | 7292.8            | 0.1              |
| 27Feb2019 | 04:56 | 0.0             | 0.3                | 7292.8            | 0.1              |
| 27Feb2019 | 04:57 | 0.0             | 0.3                | 7292.8            | 0.1              |
| 27Feb2019 | 04:58 | 0.0             | 0.3                | 7292.8            | 0.1              |
| 27Feb2019 | 04:59 | 0.0             | 0.3                | 7292.8            | 0.1              |
| 27Feb2019 | 05:00 | 0.0             | 0.3                | 7292.8            | 0.1              |
| 27Feb2019 | 05:01 | 0.0             | 0.3                | 7292.8            | 0.1              |
| 27Feb2019 | 05:02 | 0.0             | 0.3                | 7292.8            | 0.1              |
| 27Feb2019 | 05:03 | 0.0             | 0.3                | 7292.8            | 0.1              |
| 27Feb2019 | 05:04 | 0.0             | 0.3                | 7292.8            | 0.1              |
| 27Feb2019 | 05:05 | 0.0             | 0.3                | 7292.8            | 0.1              |
| 27Feb2019 | 05:06 | 0.0             | 0.3                | 7292.8            | 0.1              |
| 27Feb2019 | 05:07 | 0.0             | 0.3                | 7292.8            | 0.1              |
| 27Feb2019 | 05:08 | 0.0             | 0.3                | 7292.8            | 0.1              |
| 27Feb2019 | 05:09 | 0.0             | 0.3                | 7292.8            | 0.1              |
| 27Feb2019 | 05:10 | 0.0             | 0.3                | 7292.8            | 0.1              |
| 27Feb2019 | 05:11 | 0.0             | 0.3                | 7292.8            | 0.1              |
| 27Feb2019 | 05:12 | 0.0             | 0.3                | 7292.8            | 0.1              |
| 27Feb2019 | 05:13 | 0.0             | 0.3                | 7292.8            | 0.1              |
| 27Feb2019 | 05:14 | 0.0             | 0.3                | 7292.8            | 0.1              |
| 27Feb2019 | 05:15 | 0.0             | 0.3                | 7292.8            | 0.1              |
| 27Feb2019 | 05:16 | 0.0             | 0.3                | 7292.8            | 0.1              |
| 27Feb2019 | 05:17 | 0.0             | 0.3                | 7292.8            | 0.1              |
| 27Feb2019 | 05:18 | 0.0             | 0.3                | 7292.8            | 0.1              |
| 27Feb2019 | 05:19 | 0.0             | 0.3                | 7292.8            | 0.1              |
| 27Feb2019 | 05:20 | 0.0             | 0.3                | 7292.8            | 0.1              |
| 27Feb2019 | 05:21 | 0.0             | 0.3                | 7292.8            | 0.1              |

| Date      | Time  | Inflow<br>(CFS) | Storage<br>(AC-FT) | Elevation<br>(FT) | Outflow<br>(CFS) |
|-----------|-------|-----------------|--------------------|-------------------|------------------|
| 27Feb2019 | 05:22 | 0.0             | 0.3                | 7292.8            | 0.1              |
| 27Feb2019 | 05:23 | 0.0             | 0.3                | 7292.8            | 0.1              |
| 27Feb2019 | 05:24 | 0.0             | 0.3                | 7292.8            | 0.1              |
| 27Feb2019 | 05:25 | 0.0             | 0.3                | 7292.8            | 0.1              |
| 27Feb2019 | 05:26 | 0.0             | 0.3                | 7292.8            | 0.1              |
| 27Feb2019 | 05:27 | 0.0             | 0.3                | 7292.8            | 0.1              |
| 27Feb2019 | 05:28 | 0.0             | 0.3                | 7292.8            | 0.1              |
| 27Feb2019 | 05:29 | 0.0             | 0.3                | 7292.8            | 0.1              |
| 27Feb2019 | 05:30 | 0.0             | 0.3                | 7292.8            | 0.1              |
| 27Feb2019 | 05:31 | 0.0             | 0.3                | 7292.8            | 0.1              |
| 27Feb2019 | 05:32 | 0.0             | 0.3                | 7292.8            | 0.1              |
| 27Feb2019 | 05:33 | 0.0             | 0.3                | 7292.8            | 0.1              |
| 27Feb2019 | 05:34 | 0.0             | 0.3                | 7292.8            | 0.1              |
| 27Feb2019 | 05:35 | 0.0             | 0.3                | 7292.8            | 0.1              |
| 27Feb2019 | 05:36 | 0.0             | 0.3                | 7292.8            | 0.1              |
| 27Feb2019 | 05:37 | 0.0             | 0.3                | 7292.8            | 0.1              |
| 27Feb2019 | 05:38 | 0.0             | 0.3                | 7292.8            | 0.1              |
| 27Feb2019 | 05:39 | 0.0             | 0.3                | 7292.8            | 0.1              |
| 27Feb2019 | 05:40 | 0.0             | 0.3                | 7292.8            | 0.1              |
| 27Feb2019 | 05:41 | 0.0             | 0.3                | 7292.8            | 0.1              |
| 27Feb2019 | 05:42 | 0.0             | 0.3                | 7292.8            | 0.1              |
| 27Feb2019 | 05:43 | 0.0             | 0.3                | 7292.8            | 0.1              |
| 27Feb2019 | 05:44 | 0.0             | 0.3                | 7292.8            | 0.1              |
| 27Feb2019 | 05:45 | 0.0             | 0.3                | 7292.8            | 0.1              |
| 27Feb2019 | 05:46 | 0.0             | 0.3                | 7292.8            | 0.1              |
| 27Feb2019 | 05:47 | 0.0             | 0.3                | 7292.8            | 0.1              |
| 27Feb2019 | 05:48 | 0.0             | 0.3                | 7292.8            | 0.1              |
| 27Feb2019 | 05:49 | 0.0             | 0.3                | 7292.8            | 0.1              |
| 27Feb2019 | 05:50 | 0.0             | 0.3                | 7292.8            | 0.1              |
| 27Feb2019 | 05:51 | 0.0             | 0.3                | 7292.8            | 0.1              |
| 27Feb2019 | 05:52 | 0.0             | 0.3                | 7292.8            | 0.1              |

| Date      | Time  | Inflow<br>(CFS) | Storage<br>(AC-FT) | Elevation<br>(FT) | Outflow<br>(CFS) |
|-----------|-------|-----------------|--------------------|-------------------|------------------|
| 27Feb2019 | 05:53 | 0.0             | 0.3                | 7292.8            | 0.1              |
| 27Feb2019 | 05:54 | 0.0             | 0.3                | 7292.8            | 0.1              |
| 27Feb2019 | 05:55 | 0.0             | 0.3                | 7292.8            | 0.1              |
| 27Feb2019 | 05:56 | 0.0             | 0.3                | 7292.8            | 0.1              |
| 27Feb2019 | 05:57 | 0.0             | 0.3                | 7292.8            | 0.1              |
| 27Feb2019 | 05:58 | 0.0             | 0.3                | 7292.8            | 0.1              |
| 27Feb2019 | 05:59 | 0.0             | 0.3                | 7292.8            | 0.1              |
| 27Feb2019 | 06:00 | 0.0             | 0.3                | 7292.8            | 0.1              |
| 27Feb2019 | 06:01 | 0.0             | 0.3                | 7292.8            | 0.1              |
| 27Feb2019 | 06:02 | 0.0             | 0.3                | 7292.8            | 0.1              |
| 27Feb2019 | 06:03 | 0.0             | 0.3                | 7292.8            | 0.1              |
| 27Feb2019 | 06:04 | 0.0             | 0.3                | 7292.8            | 0.1              |
| 27Feb2019 | 06:05 | 0.0             | 0.3                | 7292.8            | 0.1              |
| 27Feb2019 | 06:06 | 0.0             | 0.3                | 7292.8            | 0.1              |
| 27Feb2019 | 06:07 | 0.0             | 0.3                | 7292.8            | 0.1              |
| 27Feb2019 | 06:08 | 0.0             | 0.3                | 7292.8            | 0.1              |
| 27Feb2019 | 06:09 | 0.0             | 0.3                | 7292.8            | 0.1              |
| 27Feb2019 | 06:10 | 0.0             | 0.3                | 7292.8            | 0.1              |
| 27Feb2019 | 06:11 | 0.0             | 0.3                | 7292.8            | 0.1              |
| 27Feb2019 | 06:12 | 0.0             | 0.3                | 7292.8            | 0.1              |
| 27Feb2019 | 06:13 | 0.0             | 0.3                | 7292.8            | 0.1              |
| 27Feb2019 | 06:14 | 0.0             | 0.3                | 7292.8            | 0.1              |
| 27Feb2019 | 06:15 | 0.0             | 0.3                | 7292.8            | 0.1              |
| 27Feb2019 | 06:16 | 0.0             | 0.3                | 7292.8            | 0.1              |
| 27Feb2019 | 06:17 | 0.0             | 0.3                | 7292.8            | 0.1              |
| 27Feb2019 | 06:18 | 0.0             | 0.3                | 7292.8            | 0.1              |
| 27Feb2019 | 06:19 | 0.0             | 0.3                | 7292.8            | 0.1              |
| 27Feb2019 | 06:20 | 0.0             | 0.3                | 7292.8            | 0.1              |
| 27Feb2019 | 06:21 | 0.0             | 0.3                | 7292.8            | 0.1              |
| 27Feb2019 | 06:22 | 0.0             | 0.3                | 7292.8            | 0.1              |
| 27Feb2019 | 06:23 | 0.0             | 0.3                | 7292.8            | 0.1              |

| Date      | Time  | Inflow<br>(CFS) | Storage<br>(AC-FT) | Elevation<br>(FT) | Outflow<br>(CFS) |
|-----------|-------|-----------------|--------------------|-------------------|------------------|
| 27Feb2019 | 06:24 | 0.0             | 0.3                | 7292.8            | 0.1              |
| 27Feb2019 | 06:25 | 0.0             | 0.3                | 7292.8            | 0.1              |
| 27Feb2019 | 06:26 | 0.0             | 0.3                | 7292.8            | 0.1              |
| 27Feb2019 | 06:27 | 0.0             | 0.3                | 7292.8            | 0.1              |
| 27Feb2019 | 06:28 | 0.0             | 0.3                | 7292.8            | 0.1              |
| 27Feb2019 | 06:29 | 0.0             | 0.3                | 7292.8            | 0.1              |
| 27Feb2019 | 06:30 | 0.0             | 0.3                | 7292.7            | 0.1              |
| 27Feb2019 | 06:31 | 0.0             | 0.3                | 7292.7            | 0.1              |
| 27Feb2019 | 06:32 | 0.0             | 0.3                | 7292.7            | 0.1              |
| 27Feb2019 | 06:33 | 0.0             | 0.3                | 7292.7            | 0.1              |
| 27Feb2019 | 06:34 | 0.0             | 0.3                | 7292.7            | 0.1              |
| 27Feb2019 | 06:35 | 0.0             | 0.3                | 7292.7            | 0.1              |
| 27Feb2019 | 06:36 | 0.0             | 0.3                | 7292.7            | 0.1              |
| 27Feb2019 | 06:37 | 0.0             | 0.3                | 7292.7            | 0.1              |
| 27Feb2019 | 06:38 | 0.0             | 0.3                | 7292.7            | 0.1              |
| 27Feb2019 | 06:39 | 0.0             | 0.3                | 7292.7            | 0.1              |
| 27Feb2019 | 06:40 | 0.0             | 0.3                | 7292.7            | 0.1              |
| 27Feb2019 | 06:41 | 0.0             | 0.3                | 7292.7            | 0.1              |
| 27Feb2019 | 06:42 | 0.0             | 0.3                | 7292.7            | 0.1              |
| 27Feb2019 | 06:43 | 0.0             | 0.3                | 7292.7            | 0.1              |
| 27Feb2019 | 06:44 | 0.0             | 0.3                | 7292.7            | 0.1              |
| 27Feb2019 | 06:45 | 0.0             | 0.3                | 7292.7            | 0.1              |
| 27Feb2019 | 06:46 | 0.0             | 0.3                | 7292.7            | 0.1              |
| 27Feb2019 | 06:47 | 0.0             | 0.3                | 7292.7            | 0.1              |
| 27Feb2019 | 06:48 | 0.0             | 0.3                | 7292.7            | 0.1              |
| 27Feb2019 | 06:49 | 0.0             | 0.3                | 7292.7            | 0.1              |
| 27Feb2019 | 06:50 | 0.0             | 0.3                | 7292.7            | 0.1              |
| 27Feb2019 | 06:51 | 0.0             | 0.3                | 7292.7            | 0.1              |
| 27Feb2019 | 06:52 | 0.0             | 0.3                | 7292.7            | 0.1              |
| 27Feb2019 | 06:53 | 0.0             | 0.3                | 7292.7            | 0.1              |
| 27Feb2019 | 06:54 | 0.0             | 0.3                | 7292.7            | 0.1              |

| Date      | Time  | Inflow<br>(CFS) | Storage<br>(AC-FT) | Elevation<br>(FT) | Outflow<br>(CFS) |
|-----------|-------|-----------------|--------------------|-------------------|------------------|
| 27Feb2019 | 06:55 | 0.0             | 0.3                | 7292.7            | 0.1              |
| 27Feb2019 | 06:56 | 0.0             | 0.3                | 7292.7            | 0.1              |
| 27Feb2019 | 06:57 | 0.0             | 0.3                | 7292.7            | 0.1              |
| 27Feb2019 | 06:58 | 0.0             | 0.3                | 7292.7            | 0.1              |
| 27Feb2019 | 06:59 | 0.0             | 0.3                | 7292.7            | 0.1              |
| 27Feb2019 | 07:00 | 0.0             | 0.3                | 7292.7            | 0.1              |
| 27Feb2019 | 07:01 | 0.0             | 0.3                | 7292.7            | 0.1              |
| 27Feb2019 | 07:02 | 0.0             | 0.3                | 7292.7            | 0.1              |
| 27Feb2019 | 07:03 | 0.0             | 0.3                | 7292.7            | 0.1              |
| 27Feb2019 | 07:04 | 0.0             | 0.3                | 7292.7            | 0.1              |
| 27Feb2019 | 07:05 | 0.0             | 0.3                | 7292.7            | 0.1              |
| 27Feb2019 | 07:06 | 0.0             | 0.3                | 7292.7            | 0.1              |
| 27Feb2019 | 07:07 | 0.0             | 0.3                | 7292.7            | 0.1              |
| 27Feb2019 | 07:08 | 0.0             | 0.3                | 7292.7            | 0.1              |
| 27Feb2019 | 07:09 | 0.0             | 0.3                | 7292.7            | 0.1              |
| 27Feb2019 | 07:10 | 0.0             | 0.3                | 7292.7            | 0.1              |
| 27Feb2019 | 07:11 | 0.0             | 0.3                | 7292.7            | 0.1              |
| 27Feb2019 | 07:12 | 0.0             | 0.3                | 7292.7            | 0.1              |
| 27Feb2019 | 07:13 | 0.0             | 0.3                | 7292.7            | 0.1              |
| 27Feb2019 | 07:14 | 0.0             | 0.3                | 7292.7            | 0.1              |
| 27Feb2019 | 07:15 | 0.0             | 0.3                | 7292.7            | 0.1              |
| 27Feb2019 | 07:16 | 0.0             | 0.3                | 7292.7            | 0.1              |
| 27Feb2019 | 07:17 | 0.0             | 0.3                | 7292.7            | 0.1              |
| 27Feb2019 | 07:18 | 0.0             | 0.3                | 7292.7            | 0.1              |
| 27Feb2019 | 07:19 | 0.0             | 0.3                | 7292.7            | 0.1              |
| 27Feb2019 | 07:20 | 0.0             | 0.3                | 7292.7            | 0.1              |
| 27Feb2019 | 07:21 | 0.0             | 0.3                | 7292.7            | 0.1              |
| 27Feb2019 | 07:22 | 0.0             | 0.3                | 7292.7            | 0.1              |
| 27Feb2019 | 07:23 | 0.0             | 0.3                | 7292.7            | 0.1              |
| 27Feb2019 | 07:24 | 0.0             | 0.3                | 7292.7            | 0.1              |
| 27Feb2019 | 07:25 | 0.0             | 0.3                | 7292.7            | 0.1              |

| Date      | Time  | Inflow<br>(CFS) | Storage<br>(AC-FT) | Elevation<br>(FT) | Outflow<br>(CFS) |
|-----------|-------|-----------------|--------------------|-------------------|------------------|
| 27Feb2019 | 07:26 | 0.0             | 0.3                | 7292.7            | 0.1              |
| 27Feb2019 | 07:27 | 0.0             | 0.3                | 7292.7            | 0.1              |
| 27Feb2019 | 07:28 | 0.0             | 0.3                | 7292.7            | 0.1              |
| 27Feb2019 | 07:29 | 0.0             | 0.3                | 7292.7            | 0.1              |
| 27Feb2019 | 07:30 | 0.0             | 0.3                | 7292.7            | 0.1              |
| 27Feb2019 | 07:31 | 0.0             | 0.3                | 7292.7            | 0.1              |
| 27Feb2019 | 07:32 | 0.0             | 0.3                | 7292.7            | 0.1              |
| 27Feb2019 | 07:33 | 0.0             | 0.3                | 7292.7            | 0.1              |
| 27Feb2019 | 07:34 | 0.0             | 0.3                | 7292.7            | 0.1              |
| 27Feb2019 | 07:35 | 0.0             | 0.3                | 7292.7            | 0.1              |
| 27Feb2019 | 07:36 | 0.0             | 0.3                | 7292.7            | 0.1              |
| 27Feb2019 | 07:37 | 0.0             | 0.3                | 7292.7            | 0.1              |
| 27Feb2019 | 07:38 | 0.0             | 0.3                | 7292.7            | 0.1              |
| 27Feb2019 | 07:39 | 0.0             | 0.3                | 7292.7            | 0.1              |
| 27Feb2019 | 07:40 | 0.0             | 0.3                | 7292.7            | 0.1              |
| 27Feb2019 | 07:41 | 0.0             | 0.3                | 7292.7            | 0.1              |
| 27Feb2019 | 07:42 | 0.0             | 0.3                | 7292.7            | 0.1              |
| 27Feb2019 | 07:43 | 0.0             | 0.3                | 7292.7            | 0.1              |
| 27Feb2019 | 07:44 | 0.0             | 0.3                | 7292.7            | 0.1              |
| 27Feb2019 | 07:45 | 0.0             | 0.3                | 7292.7            | 0.1              |
| 27Feb2019 | 07:46 | 0.0             | 0.3                | 7292.7            | 0.1              |
| 27Feb2019 | 07:47 | 0.0             | 0.3                | 7292.7            | 0.1              |
| 27Feb2019 | 07:48 | 0.0             | 0.3                | 7292.7            | 0.1              |
| 27Feb2019 | 07:49 | 0.0             | 0.3                | 7292.7            | 0.1              |
| 27Feb2019 | 07:50 | 0.0             | 0.3                | 7292.7            | 0.1              |
| 27Feb2019 | 07:51 | 0.0             | 0.3                | 7292.7            | 0.1              |
| 27Feb2019 | 07:52 | 0.0             | 0.3                | 7292.7            | 0.1              |
| 27Feb2019 | 07:53 | 0.0             | 0.3                | 7292.7            | 0.1              |
| 27Feb2019 | 07:54 | 0.0             | 0.3                | 7292.7            | 0.1              |
| 27Feb2019 | 07:55 | 0.0             | 0.3                | 7292.7            | 0.1              |
| 27Feb2019 | 07:56 | 0.0             | 0.3                | 7292.7            | 0.1              |



| Date      | Time  | Inflow<br>(CFS) | Storage<br>(AC-FT) | Elevation<br>(FT) | Outflow<br>(CFS) |
|-----------|-------|-----------------|--------------------|-------------------|------------------|
| 27Feb2019 | 07:57 | 0.0             | 0.3                | 7292.7            | 0.1              |
| 27Feb2019 | 07:58 | 0.0             | 0.3                | 7292.7            | 0.1              |
| 27Feb2019 | 07:59 | 0.0             | 0.3                | 7292.7            | 0.1              |
| 27Feb2019 | 08:00 | 0.0             | 0.3                | 7292.7            | 0.1              |
| 27Feb2019 | 08:01 | 0.0             | 0.3                | 7292.7            | 0.1              |
| 27Feb2019 | 08:02 | 0.0             | 0.3                | 7292.7            | 0.1              |
| 27Feb2019 | 08:03 | 0.0             | 0.3                | 7292.7            | 0.1              |
| 27Feb2019 | 08:04 | 0.0             | 0.3                | 7292.7            | 0.1              |
| 27Feb2019 | 08:05 | 0.0             | 0.3                | 7292.7            | 0.1              |
| 27Feb2019 | 08:06 | 0.0             | 0.3                | 7292.7            | 0.1              |
| 27Feb2019 | 08:07 | 0.0             | 0.3                | 7292.7            | 0.1              |
| 27Feb2019 | 08:08 | 0.0             | 0.3                | 7292.7            | 0.1              |
| 27Feb2019 | 08:09 | 0.0             | 0.3                | 7292.7            | 0.1              |
| 27Feb2019 | 08:10 | 0.0             | 0.3                | 7292.7            | 0.1              |
| 27Feb2019 | 08:11 | 0.0             | 0.3                | 7292.7            | 0.1              |
| 27Feb2019 | 08:12 | 0.0             | 0.3                | 7292.7            | 0.1              |
| 27Feb2019 | 08:13 | 0.0             | 0.3                | 7292.7            | 0.1              |
| 27Feb2019 | 08:14 | 0.0             | 0.3                | 7292.7            | 0.1              |
| 27Feb2019 | 08:15 | 0.0             | 0.3                | 7292.7            | 0.1              |
| 27Feb2019 | 08:16 | 0.0             | 0.3                | 7292.7            | 0.1              |
| 27Feb2019 | 08:17 | 0.0             | 0.3                | 7292.7            | 0.1              |
| 27Feb2019 | 08:18 | 0.0             | 0.3                | 7292.7            | 0.1              |
| 27Feb2019 | 08:19 | 0.0             | 0.3                | 7292.7            | 0.1              |
| 27Feb2019 | 08:20 | 0.0             | 0.3                | 7292.7            | 0.1              |
| 27Feb2019 | 08:21 | 0.0             | 0.3                | 7292.7            | 0.1              |
| 27Feb2019 | 08:22 | 0.0             | 0.3                | 7292.7            | 0.1              |
| 27Feb2019 | 08:23 | 0.0             | 0.3                | 7292.7            | 0.1              |
| 27Feb2019 | 08:24 | 0.0             | 0.3                | 7292.7            | 0.1              |
| 27Feb2019 | 08:25 | 0.0             | 0.3                | 7292.7            | 0.1              |
| 27Feb2019 | 08:26 | 0.0             | 0.3                | 7292.7            | 0.1              |
| 27Feb2019 | 08:27 | 0.0             | 0.3                | 7292.7            | 0.1              |

| Date      | Time  | Inflow<br>(CFS) | Storage<br>(AC-FT) | Elevation<br>(FT) | Outflow<br>(CFS) |
|-----------|-------|-----------------|--------------------|-------------------|------------------|
| 27Feb2019 | 08:28 | 0.0             | 0.3                | 7292.7            | 0.1              |
| 27Feb2019 | 08:29 | 0.0             | 0.3                | 7292.7            | 0.1              |
| 27Feb2019 | 08:30 | 0.0             | 0.3                | 7292.7            | 0.1              |
| 27Feb2019 | 08:31 | 0.0             | 0.3                | 7292.7            | 0.1              |
| 27Feb2019 | 08:32 | 0.0             | 0.3                | 7292.7            | 0.1              |
| 27Feb2019 | 08:33 | 0.0             | 0.3                | 7292.7            | 0.1              |
| 27Feb2019 | 08:34 | 0.0             | 0.3                | 7292.7            | 0.1              |
| 27Feb2019 | 08:35 | 0.0             | 0.3                | 7292.7            | 0.1              |
| 27Feb2019 | 08:36 | 0.0             | 0.3                | 7292.7            | 0.1              |
| 27Feb2019 | 08:37 | 0.0             | 0.3                | 7292.7            | 0.1              |
| 27Feb2019 | 08:38 | 0.0             | 0.3                | 7292.7            | 0.1              |
| 27Feb2019 | 08:39 | 0.0             | 0.3                | 7292.7            | 0.1              |
| 27Feb2019 | 08:40 | 0.0             | 0.3                | 7292.7            | 0.1              |
| 27Feb2019 | 08:41 | 0.0             | 0.3                | 7292.7            | 0.1              |
| 27Feb2019 | 08:42 | 0.0             | 0.3                | 7292.7            | 0.1              |
| 27Feb2019 | 08:43 | 0.0             | 0.3                | 7292.7            | 0.1              |
| 27Feb2019 | 08:44 | 0.0             | 0.3                | 7292.7            | 0.1              |
| 27Feb2019 | 08:45 | 0.0             | 0.3                | 7292.7            | 0.1              |
| 27Feb2019 | 08:46 | 0.0             | 0.3                | 7292.7            | 0.1              |
| 27Feb2019 | 08:47 | 0.0             | 0.3                | 7292.7            | 0.1              |
| 27Feb2019 | 08:48 | 0.0             | 0.3                | 7292.7            | 0.1              |
| 27Feb2019 | 08:49 | 0.0             | 0.3                | 7292.7            | 0.1              |
| 27Feb2019 | 08:50 | 0.0             | 0.3                | 7292.7            | 0.1              |
| 27Feb2019 | 08:51 | 0.0             | 0.3                | 7292.7            | 0.1              |
| 27Feb2019 | 08:52 | 0.0             | 0.3                | 7292.7            | 0.1              |
| 27Feb2019 | 08:53 | 0.0             | 0.3                | 7292.7            | 0.1              |
| 27Feb2019 | 08:54 | 0.0             | 0.3                | 7292.7            | 0.1              |
| 27Feb2019 | 08:55 | 0.0             | 0.3                | 7292.7            | 0.1              |
| 27Feb2019 | 08:56 | 0.0             | 0.3                | 7292.7            | 0.1              |
| 27Feb2019 | 08:57 | 0.0             | 0.2                | 7292.7            | 0.1              |
| 27Feb2019 | 08:58 | 0.0             | 0.2                | 7292.7            | 0.1              |

| Date      | Time  | Inflow<br>(CFS) | Storage<br>(AC-FT) | Elevation<br>(FT) | Outflow<br>(CFS) |
|-----------|-------|-----------------|--------------------|-------------------|------------------|
| 27Feb2019 | 08:59 | 0.0             | 0.2                | 7292.7            | 0.1              |
| 27Feb2019 | 09:00 | 0.0             | 0.2                | 7292.7            | 0.1              |
| 27Feb2019 | 09:01 | 0.0             | 0.2                | 7292.7            | 0.1              |
| 27Feb2019 | 09:02 | 0.0             | 0.2                | 7292.7            | 0.1              |
| 27Feb2019 | 09:03 | 0.0             | 0.2                | 7292.7            | 0.1              |
| 27Feb2019 | 09:04 | 0.0             | 0.2                | 7292.7            | 0.1              |
| 27Feb2019 | 09:05 | 0.0             | 0.2                | 7292.7            | 0.1              |
| 27Feb2019 | 09:06 | 0.0             | 0.2                | 7292.7            | 0.1              |
| 27Feb2019 | 09:07 | 0.0             | 0.2                | 7292.7            | 0.1              |
| 27Feb2019 | 09:08 | 0.0             | 0.2                | 7292.7            | 0.1              |
| 27Feb2019 | 09:09 | 0.0             | 0.2                | 7292.7            | 0.1              |
| 27Feb2019 | 09:10 | 0.0             | 0.2                | 7292.7            | 0.1              |
| 27Feb2019 | 09:11 | 0.0             | 0.2                | 7292.7            | 0.1              |
| 27Feb2019 | 09:12 | 0.0             | 0.2                | 7292.7            | 0.1              |
| 27Feb2019 | 09:13 | 0.0             | 0.2                | 7292.7            | 0.1              |
| 27Feb2019 | 09:14 | 0.0             | 0.2                | 7292.7            | 0.1              |
| 27Feb2019 | 09:15 | 0.0             | 0.2                | 7292.7            | 0.1              |
| 27Feb2019 | 09:16 | 0.0             | 0.2                | 7292.7            | 0.1              |
| 27Feb2019 | 09:17 | 0.0             | 0.2                | 7292.7            | 0.1              |
| 27Feb2019 | 09:18 | 0.0             | 0.2                | 7292.6            | 0.1              |
| 27Feb2019 | 09:19 | 0.0             | 0.2                | 7292.6            | 0.1              |
| 27Feb2019 | 09:20 | 0.0             | 0.2                | 7292.6            | 0.1              |
| 27Feb2019 | 09:21 | 0.0             | 0.2                | 7292.6            | 0.1              |
| 27Feb2019 | 09:22 | 0.0             | 0.2                | 7292.6            | 0.1              |
| 27Feb2019 | 09:23 | 0.0             | 0.2                | 7292.6            | 0.1              |
| 27Feb2019 | 09:24 | 0.0             | 0.2                | 7292.6            | 0.1              |
| 27Feb2019 | 09:25 | 0.0             | 0.2                | 7292.6            | 0.1              |
| 27Feb2019 | 09:26 | 0.0             | 0.2                | 7292.6            | 0.1              |
| 27Feb2019 | 09:27 | 0.0             | 0.2                | 7292.6            | 0.1              |
| 27Feb2019 | 09:28 | 0.0             | 0.2                | 7292.6            | 0.1              |
| 27Feb2019 | 09:29 | 0.0             | 0.2                | 7292.6            | 0.1              |

| Date      | Time  | Inflow<br>(CFS) | Storage<br>(AC-FT) | Elevation<br>(FT) | Outflow<br>(CFS) |
|-----------|-------|-----------------|--------------------|-------------------|------------------|
| 27Feb2019 | 09:30 | 0.0             | 0.2                | 7292.6            | 0.1              |
| 27Feb2019 | 09:31 | 0.0             | 0.2                | 7292.6            | 0.1              |
| 27Feb2019 | 09:32 | 0.0             | 0.2                | 7292.6            | 0.1              |
| 27Feb2019 | 09:33 | 0.0             | 0.2                | 7292.6            | 0.1              |
| 27Feb2019 | 09:34 | 0.0             | 0.2                | 7292.6            | 0.1              |
| 27Feb2019 | 09:35 | 0.0             | 0.2                | 7292.6            | 0.1              |
| 27Feb2019 | 09:36 | 0.0             | 0.2                | 7292.6            | 0.1              |
| 27Feb2019 | 09:37 | 0.0             | 0.2                | 7292.6            | 0.1              |
| 27Feb2019 | 09:38 | 0.0             | 0.2                | 7292.6            | 0.1              |
| 27Feb2019 | 09:39 | 0.0             | 0.2                | 7292.6            | 0.1              |
| 27Feb2019 | 09:40 | 0.0             | 0.2                | 7292.6            | 0.1              |
| 27Feb2019 | 09:41 | 0.0             | 0.2                | 7292.6            | 0.1              |
| 27Feb2019 | 09:42 | 0.0             | 0.2                | 7292.6            | 0.1              |
| 27Feb2019 | 09:43 | 0.0             | 0.2                | 7292.6            | 0.1              |
| 27Feb2019 | 09:44 | 0.0             | 0.2                | 7292.6            | 0.1              |
| 27Feb2019 | 09:45 | 0.0             | 0.2                | 7292.6            | 0.1              |
| 27Feb2019 | 09:46 | 0.0             | 0.2                | 7292.6            | 0.1              |
| 27Feb2019 | 09:47 | 0.0             | 0.2                | 7292.6            | 0.1              |
| 27Feb2019 | 09:48 | 0.0             | 0.2                | 7292.6            | 0.1              |
| 27Feb2019 | 09:49 | 0.0             | 0.2                | 7292.6            | 0.1              |
| 27Feb2019 | 09:50 | 0.0             | 0.2                | 7292.6            | 0.1              |
| 27Feb2019 | 09:51 | 0.0             | 0.2                | 7292.6            | 0.1              |
| 27Feb2019 | 09:52 | 0.0             | 0.2                | 7292.6            | 0.1              |
| 27Feb2019 | 09:53 | 0.0             | 0.2                | 7292.6            | 0.1              |
| 27Feb2019 | 09:54 | 0.0             | 0.2                | 7292.6            | 0.1              |
| 27Feb2019 | 09:55 | 0.0             | 0.2                | 7292.6            | 0.1              |
| 27Feb2019 | 09:56 | 0.0             | 0.2                | 7292.6            | 0.1              |
| 27Feb2019 | 09:57 | 0.0             | 0.2                | 7292.6            | 0.1              |
| 27Feb2019 | 09:58 | 0.0             | 0.2                | 7292.6            | 0.1              |
| 27Feb2019 | 09:59 | 0.0             | 0.2                | 7292.6            | 0.1              |
| 27Feb2019 | 10:00 | 0.0             | 0.2                | 7292.6            | 0.1              |

| Date      | Time  | Inflow<br>(CFS) | Storage<br>(AC-FT) | Elevation<br>(FT) | Outflow<br>(CFS) |
|-----------|-------|-----------------|--------------------|-------------------|------------------|
| 27Feb2019 | 10:01 | 0.0             | 0.2                | 7292.6            | 0.1              |
| 27Feb2019 | 10:02 | 0.0             | 0.2                | 7292.6            | 0.1              |
| 27Feb2019 | 10:03 | 0.0             | 0.2                | 7292.6            | 0.1              |
| 27Feb2019 | 10:04 | 0.0             | 0.2                | 7292.6            | 0.1              |
| 27Feb2019 | 10:05 | 0.0             | 0.2                | 7292.6            | 0.1              |
| 27Feb2019 | 10:06 | 0.0             | 0.2                | 7292.6            | 0.1              |
| 27Feb2019 | 10:07 | 0.0             | 0.2                | 7292.6            | 0.1              |
| 27Feb2019 | 10:08 | 0.0             | 0.2                | 7292.6            | 0.1              |
| 27Feb2019 | 10:09 | 0.0             | 0.2                | 7292.6            | 0.1              |
| 27Feb2019 | 10:10 | 0.0             | 0.2                | 7292.6            | 0.1              |
| 27Feb2019 | 10:11 | 0.0             | 0.2                | 7292.6            | 0.1              |
| 27Feb2019 | 10:12 | 0.0             | 0.2                | 7292.6            | 0.1              |
| 27Feb2019 | 10:13 | 0.0             | 0.2                | 7292.6            | 0.1              |
| 27Feb2019 | 10:14 | 0.0             | 0.2                | 7292.6            | 0.1              |
| 27Feb2019 | 10:15 | 0.0             | 0.2                | 7292.6            | 0.1              |
| 27Feb2019 | 10:16 | 0.0             | 0.2                | 7292.6            | 0.1              |
| 27Feb2019 | 10:17 | 0.0             | 0.2                | 7292.6            | 0.1              |
| 27Feb2019 | 10:18 | 0.0             | 0.2                | 7292.6            | 0.1              |
| 27Feb2019 | 10:19 | 0.0             | 0.2                | 7292.6            | 0.1              |
| 27Feb2019 | 10:20 | 0.0             | 0.2                | 7292.6            | 0.1              |
| 27Feb2019 | 10:21 | 0.0             | 0.2                | 7292.6            | 0.1              |
| 27Feb2019 | 10:22 | 0.0             | 0.2                | 7292.6            | 0.1              |
| 27Feb2019 | 10:23 | 0.0             | 0.2                | 7292.6            | 0.1              |
| 27Feb2019 | 10:24 | 0.0             | 0.2                | 7292.6            | 0.1              |
| 27Feb2019 | 10:25 | 0.0             | 0.2                | 7292.6            | 0.1              |
| 27Feb2019 | 10:26 | 0.0             | 0.2                | 7292.6            | 0.1              |
| 27Feb2019 | 10:27 | 0.0             | 0.2                | 7292.6            | 0.1              |
| 27Feb2019 | 10:28 | 0.0             | 0.2                | 7292.6            | 0.1              |
| 27Feb2019 | 10:29 | 0.0             | 0.2                | 7292.6            | 0.1              |
| 27Feb2019 | 10:30 | 0.0             | 0.2                | 7292.6            | 0.1              |
| 27Feb2019 | 10:31 | 0.0             | 0.2                | 7292.6            | 0.1              |

| Date      | Time  | Inflow<br>(CFS) | Storage<br>(AC-FT) | Elevation<br>(FT) | Outflow<br>(CFS) |
|-----------|-------|-----------------|--------------------|-------------------|------------------|
| 27Feb2019 | 10:32 | 0.0             | 0.2                | 7292.6            | 0.1              |
| 27Feb2019 | 10:33 | 0.0             | 0.2                | 7292.6            | 0.1              |
| 27Feb2019 | 10:34 | 0.0             | 0.2                | 7292.6            | 0.1              |
| 27Feb2019 | 10:35 | 0.0             | 0.2                | 7292.6            | 0.1              |
| 27Feb2019 | 10:36 | 0.0             | 0.2                | 7292.6            | 0.1              |
| 27Feb2019 | 10:37 | 0.0             | 0.2                | 7292.6            | 0.1              |
| 27Feb2019 | 10:38 | 0.0             | 0.2                | 7292.6            | 0.1              |
| 27Feb2019 | 10:39 | 0.0             | 0.2                | 7292.6            | 0.1              |
| 27Feb2019 | 10:40 | 0.0             | 0.2                | 7292.6            | 0.1              |
| 27Feb2019 | 10:41 | 0.0             | 0.2                | 7292.6            | 0.1              |
| 27Feb2019 | 10:42 | 0.0             | 0.2                | 7292.6            | 0.1              |
| 27Feb2019 | 10:43 | 0.0             | 0.2                | 7292.6            | 0.1              |
| 27Feb2019 | 10:44 | 0.0             | 0.2                | 7292.6            | 0.1              |
| 27Feb2019 | 10:45 | 0.0             | 0.2                | 7292.6            | 0.1              |
| 27Feb2019 | 10:46 | 0.0             | 0.2                | 7292.6            | 0.1              |
| 27Feb2019 | 10:47 | 0.0             | 0.2                | 7292.6            | 0.1              |
| 27Feb2019 | 10:48 | 0.0             | 0.2                | 7292.6            | 0.1              |
| 27Feb2019 | 10:49 | 0.0             | 0.2                | 7292.6            | 0.1              |
| 27Feb2019 | 10:50 | 0.0             | 0.2                | 7292.6            | 0.1              |
| 27Feb2019 | 10:51 | 0.0             | 0.2                | 7292.6            | 0.1              |
| 27Feb2019 | 10:52 | 0.0             | 0.2                | 7292.6            | 0.1              |
| 27Feb2019 | 10:53 | 0.0             | 0.2                | 7292.6            | 0.1              |
| 27Feb2019 | 10:54 | 0.0             | 0.2                | 7292.6            | 0.1              |
| 27Feb2019 | 10:55 | 0.0             | 0.2                | 7292.6            | 0.1              |
| 27Feb2019 | 10:56 | 0.0             | 0.2                | 7292.6            | 0.1              |
| 27Feb2019 | 10:57 | 0.0             | 0.2                | 7292.6            | 0.1              |
| 27Feb2019 | 10:58 | 0.0             | 0.2                | 7292.6            | 0.1              |
| 27Feb2019 | 10:59 | 0.0             | 0.2                | 7292.6            | 0.1              |
| 27Feb2019 | 11:00 | 0.0             | 0.2                | 7292.6            | 0.1              |
| 27Feb2019 | 11:01 | 0.0             | 0.2                | 7292.6            | 0.1              |
| 27Feb2019 | 11:02 | 0.0             | 0.2                | 7292.6            | 0.1              |

| Date      | Time  | Inflow<br>(CFS) | Storage<br>(AC-FT) | Elevation<br>(FT) | Outflow<br>(CFS) |
|-----------|-------|-----------------|--------------------|-------------------|------------------|
| 27Feb2019 | 11:03 | 0.0             | 0.2                | 7292.6            | 0.1              |
| 27Feb2019 | 11:04 | 0.0             | 0.2                | 7292.6            | 0.1              |
| 27Feb2019 | 11:05 | 0.0             | 0.2                | 7292.6            | 0.1              |
| 27Feb2019 | 11:06 | 0.0             | 0.2                | 7292.6            | 0.1              |
| 27Feb2019 | 11:07 | 0.0             | 0.2                | 7292.6            | 0.1              |
| 27Feb2019 | 11:08 | 0.0             | 0.2                | 7292.6            | 0.1              |
| 27Feb2019 | 11:09 | 0.0             | 0.2                | 7292.6            | 0.1              |
| 27Feb2019 | 11:10 | 0.0             | 0.2                | 7292.6            | 0.1              |
| 27Feb2019 | 11:11 | 0.0             | 0.2                | 7292.6            | 0.1              |
| 27Feb2019 | 11:12 | 0.0             | 0.2                | 7292.6            | 0.1              |
| 27Feb2019 | 11:13 | 0.0             | 0.2                | 7292.6            | 0.1              |
| 27Feb2019 | 11:14 | 0.0             | 0.2                | 7292.6            | 0.1              |
| 27Feb2019 | 11:15 | 0.0             | 0.2                | 7292.6            | 0.1              |
| 27Feb2019 | 11:16 | 0.0             | 0.2                | 7292.6            | 0.1              |
| 27Feb2019 | 11:17 | 0.0             | 0.2                | 7292.6            | 0.1              |
| 27Feb2019 | 11:18 | 0.0             | 0.2                | 7292.6            | 0.1              |
| 27Feb2019 | 11:19 | 0.0             | 0.2                | 7292.6            | 0.1              |
| 27Feb2019 | 11:20 | 0.0             | 0.2                | 7292.6            | 0.1              |
| 27Feb2019 | 11:21 | 0.0             | 0.2                | 7292.6            | 0.1              |
| 27Feb2019 | 11:22 | 0.0             | 0.2                | 7292.6            | 0.1              |
| 27Feb2019 | 11:23 | 0.0             | 0.2                | 7292.6            | 0.1              |
| 27Feb2019 | 11:24 | 0.0             | 0.2                | 7292.6            | 0.1              |
| 27Feb2019 | 11:25 | 0.0             | 0.2                | 7292.6            | 0.1              |
| 27Feb2019 | 11:26 | 0.0             | 0.2                | 7292.6            | 0.1              |
| 27Feb2019 | 11:27 | 0.0             | 0.2                | 7292.6            | 0.1              |
| 27Feb2019 | 11:28 | 0.0             | 0.2                | 7292.6            | 0.1              |
| 27Feb2019 | 11:29 | 0.0             | 0.2                | 7292.6            | 0.1              |
| 27Feb2019 | 11:30 | 0.0             | 0.2                | 7292.6            | 0.1              |
| 27Feb2019 | 11:31 | 0.0             | 0.2                | 7292.6            | 0.1              |
| 27Feb2019 | 11:32 | 0.0             | 0.2                | 7292.6            | 0.1              |
| 27Feb2019 | 11:33 | 0.0             | 0.2                | 7292.6            | 0.1              |

| Date      | Time  | Inflow<br>(CFS) | Storage<br>(AC-FT) | Elevation<br>(FT) | Outflow<br>(CFS) |
|-----------|-------|-----------------|--------------------|-------------------|------------------|
| 27Feb2019 | 11:34 | 0.0             | 0.2                | 7292.6            | 0.1              |
| 27Feb2019 | 11:35 | 0.0             | 0.2                | 7292.6            | 0.1              |
| 27Feb2019 | 11:36 | 0.0             | 0.2                | 7292.6            | 0.1              |
| 27Feb2019 | 11:37 | 0.0             | 0.2                | 7292.6            | 0.1              |
| 27Feb2019 | 11:38 | 0.0             | 0.2                | 7292.6            | 0.1              |
| 27Feb2019 | 11:39 | 0.0             | 0.2                | 7292.6            | 0.1              |
| 27Feb2019 | 11:40 | 0.0             | 0.2                | 7292.6            | 0.1              |
| 27Feb2019 | 11:41 | 0.0             | 0.2                | 7292.6            | 0.1              |
| 27Feb2019 | 11:42 | 0.0             | 0.2                | 7292.6            | 0.1              |
| 27Feb2019 | 11:43 | 0.0             | 0.2                | 7292.6            | 0.1              |
| 27Feb2019 | 11:44 | 0.0             | 0.2                | 7292.6            | 0.1              |
| 27Feb2019 | 11:45 | 0.0             | 0.2                | 7292.6            | 0.1              |
| 27Feb2019 | 11:46 | 0.0             | 0.2                | 7292.6            | 0.1              |
| 27Feb2019 | 11:47 | 0.0             | 0.2                | 7292.6            | 0.1              |
| 27Feb2019 | 11:48 | 0.0             | 0.2                | 7292.6            | 0.1              |
| 27Feb2019 | 11:49 | 0.0             | 0.2                | 7292.6            | 0.1              |
| 27Feb2019 | 11:50 | 0.0             | 0.2                | 7292.6            | 0.1              |
| 27Feb2019 | 11:51 | 0.0             | 0.2                | 7292.6            | 0.1              |
| 27Feb2019 | 11:52 | 0.0             | 0.2                | 7292.6            | 0.1              |
| 27Feb2019 | 11:53 | 0.0             | 0.2                | 7292.6            | 0.1              |
| 27Feb2019 | 11:54 | 0.0             | 0.2                | 7292.6            | 0.1              |
| 27Feb2019 | 11:55 | 0.0             | 0.2                | 7292.6            | 0.1              |
| 27Feb2019 | 11:56 | 0.0             | 0.2                | 7292.6            | 0.1              |
| 27Feb2019 | 11:57 | 0.0             | 0.2                | 7292.6            | 0.1              |
| 27Feb2019 | 11:58 | 0.0             | 0.2                | 7292.6            | 0.1              |
| 27Feb2019 | 11:59 | 0.0             | 0.2                | 7292.6            | 0.1              |
| 27Feb2019 | 12:00 | 0.0             | 0.2                | 7292.6            | 0.1              |



Project: Winsome\_Fil\_3

Simulation Run: Prop Basin 5yr

Reach: Reach-1

Start of Run: 26Feb2019, 00:00

Basin Model: Proposed Basins

End of Run: 27Feb2019, 12:00

Meteorologic Model: Prop Basins 5yr

Compute Time: 09Dec2021, 07:54:44

Control Specifications: Control 1

Volume Units:

AC-FT

#### Computed Results

Peak Inflow: 371.6 (CFS)

Date/Time of Peak Inflow 26Feb2019, 12:42

Peak Discharge: 371.6 (CFS)

Date/Time of Peak Discharge 26Feb2019, 12:45

Inflow Volume: 81.3 (AC-FT)

Discharge Volume: 81.3 (AC-FT)

Project: Winsome\_Fil\_3

Simulation Run: Prop Basin 5yr

Reach: Reach-2

Start of Run: 26Feb2019, 00:00

Basin Model: Proposed Basins

End of Run: 27Feb2019, 12:00

Meteorologic Model: Prop Basins 5yr

Compute Time: 09Dec2021, 07:54:44

Control Specifications: Control 1

Volume Units:

AC-FT

#### Computed Results

Peak Inflow: 376.4 (CFS)

Date/Time of Peak Inflow 26Feb2019, 12:44

Peak Discharge: 376.2 (CFS)

Date/Time of Peak Discharge 26Feb2019, 12:48

Inflow Volume: 82.4 (AC-FT)

Discharge Volume: 82.3 (AC-FT)

Project: Winsome\_Fil\_3

Simulation Run: Prop Basin 5yr

Reach: Reach-3

Start of Run: 26Feb2019, 00:00

Basin Model: Proposed Basins

End of Run: 27Feb2019, 12:00

Meteorologic Model: Prop Basins 5yr

Compute Time: 09Dec2021, 07:54:44

Control Specifications: Control 1

Volume Units:

AC-FT

#### Computed Results

Peak Inflow: 391.0 (CFS)

Date/Time of Peak Inflow 26Feb2019, 12:45

Peak Discharge: 390.9 (CFS)

Date/Time of Peak Discharge 26Feb2019, 12:48

Inflow Volume: 86.8 (AC-FT)

Discharge Volume: 86.8 (AC-FT)

Project: Winsome\_Fil\_3

Simulation Run: Prop Basin 5yr

Reach: Reach-4

Start of Run: 26Feb2019, 00:00

Basin Model: Proposed Basins

End of Run: 27Feb2019, 12:00

Meteorologic Model: Prop Basins 5yr

Compute Time: 09Dec2021, 07:54:44

Control Specifications: Control 1

Volume Units:

AC-FT

#### Computed Results

Peak Inflow: 393.9 (CFS)

Date/Time of Peak Inflow 26Feb2019, 12:46

Peak Discharge: 393.9 (CFS)

Date/Time of Peak Discharge 26Feb2019, 12:50

Inflow Volume: 88.3 (AC-FT)

Discharge Volume: 88.3 (AC-FT)

Project: Winsome\_Fil\_3

Simulation Run: Prop Basin 5yr

Reach: Reach-5

Start of Run: 26Feb2019, 00:00

Basin Model: Proposed Basins

End of Run: 27Feb2019, 12:00

Meteorologic Model: Prop Basins 5yr

Compute Time: 09Dec2021, 07:54:44

Control Specifications: Control 1

Volume Units:

AC-FT

#### Computed Results

Peak Inflow: 408.4 (CFS)

Date/Time of Peak Inflow 26Feb2019, 12:48

Peak Discharge: 408.4 (CFS)

Date/Time of Peak Discharge 26Feb2019, 12:50

Inflow Volume: 91.5 (AC-FT)

Discharge Volume: 91.5 (AC-FT)

Project: Winsome\_Fil\_3

Simulation Run: Prop Basin 5yr

Reach: Reach-6 Kiowa Outfall

Start of Run: 26Feb2019, 00:00

Basin Model: Proposed Basins

End of Run: 27Feb2019, 12:00

Meteorologic Model: Prop Basins 5yr

Compute Time: 30Aug2022, 15:00:27

Control Specifications: Control 1

Volume Units:

AC-FT

#### Computed Results

Peak Inflow: 420.7 (CFS)

Date/Time of Peak Inflow 26Feb2019, 12:5

Peak Discharge: 420.7 (CFS)

Date/Time of Peak Discharge 26Feb2019, 12:5

Inflow Volume: 97.6 (AC-FT)

Discharge Volume: 97.6 (AC-FT)

Project: Winsome\_Fil\_3

Simulation Run: Prop Basin 5yr

Reach: REACH A1

Start of Run: 26Feb2019, 00:00

Basin Model: Proposed Basins

End of Run: 27Feb2019, 12:00

Meteorologic Model: Prop Basins 5yr

Compute Time: 30Nov2021, 13:26:30

Control Specifications: Control 1

Volume Units:

AC-FT

#### Computed Results

Peak Inflow: 84.1 (CFS)

Date/Time of Peak Inflow 26Feb2019, 12:25

Peak Discharge: 83.8 (CFS)

Date/Time of Peak Discharge 26Feb2019, 12:30

Inflow Volume: 13.7 (AC-FT)

Discharge Volume: 13.7 (AC-FT)

Project: Winsome\_Fil\_3

Simulation Run: Prop Basin 5yr

Reach: Reach-A2A

Start of Run: 26Feb2019, 00:00

Basin Model: Proposed Basins

End of Run: 27Feb2019, 12:00

Meteorologic Model: Prop Basins 5yr

Compute Time: 09Dec2021, 07:54:44

Control Specifications: Control 1

Volume Units:

AC-FT

#### Computed Results

Peak Inflow: 5.3 (CFS)

Date/Time of Peak Inflow 26Feb2019, 12:02

Peak Discharge: 5.2 (CFS)

Date/Time of Peak Discharge 26Feb2019, 12:07

Inflow Volume: 0.4 (AC-FT)

Discharge Volume: 0.4 (AC-FT)



Project: Winsome\_Fil\_3

Simulation Run: Prop Basin 5yr

Reach: Reach-A2B

Start of Run: 26Feb2019, 00:00

Basin Model: Proposed Basins

End of Run: 27Feb2019, 12:00

Meteorologic Model: Prop Basins 5yr

Compute Time: 09Dec2021, 07:54:44

Control Specifications: Control 1

Volume Units:

AC-FT

#### Computed Results

Peak Inflow: 2.3 (CFS)

Date/Time of Peak Inflow 26Feb2019, 12:03

Peak Discharge: 2.2 (CFS)

Date/Time of Peak Discharge 26Feb2019, 12:10

Inflow Volume: 0.2 (AC-FT)

Discharge Volume: 0.2 (AC-FT)

Project: Winsome\_Fil\_3

Simulation Run: Prop Basin 5yr

Reach: Reach-A3

Start of Run: 26Feb2019, 00:00

Basin Model: Proposed Basins

End of Run: 27Feb2019, 12:00

Meteorologic Model: Prop Basins 5yr

Compute Time: 09Dec2021, 07:54:44

Control Specifications: Control 1

Volume Units:

AC-FT

#### Computed Results

Peak Inflow: 5.2 (CFS)

Date/Time of Peak Inflow 26Feb2019, 12:06

Peak Discharge: 5.2 (CFS)

Date/Time of Peak Discharge 26Feb2019, 12:09

Inflow Volume: 0.4 (AC-FT)

Discharge Volume: 0.4 (AC-FT)

Project: Winsome\_Fil\_3

Simulation Run: Prop Basin 5yr

Reach: Reach-A3A

Start of Run: 26Feb2019, 00:00

Basin Model: Proposed Basins

End of Run: 27Feb2019, 12:00

Meteorologic Model: Prop Basins 5yr

Compute Time: 09Dec2021, 07:54:44

Control Specifications: Control 1

Volume Units:

AC-FT

#### Computed Results

Peak Inflow: 9.6 (CFS)

Date/Time of Peak Inflow 26Feb2019, 12:01

Peak Discharge: 9.6 (CFS)

Date/Time of Peak Discharge 26Feb2019, 12:03

Inflow Volume: 0.6 (AC-FT)

Discharge Volume: 0.6 (AC-FT)

Project: Winsome\_Fil\_3

Simulation Run: Prop Basin 5yr

Reach: Reach-G1

Start of Run: 26Feb2019, 00:00

Basin Model: Proposed Basins

End of Run: 27Feb2019, 12:00

Meteorologic Model: Prop Basins 5yr

Compute Time: 09Dec2021, 07:54:44

Control Specifications: Control 1

Volume Units:

AC-FT

#### Computed Results

Peak Inflow: 3.1 (CFS)

Date/Time of Peak Inflow 26Feb2019, 12:04

Peak Discharge: 3.0 (CFS)

Date/Time of Peak Discharge 26Feb2019, 12:11

Inflow Volume: 0.3 (AC-FT)

Discharge Volume: 0.3 (AC-FT)

Project: Winsome\_Fil\_3

Simulation Run: Prop Basin 5yr

Reach: Reach-H1

Start of Run: 26Feb2019, 00:00

Basin Model: Proposed Basins

End of Run: 27Feb2019, 12:00

Meteorologic Model: Prop Basins 5yr

Compute Time: 09Dec2021, 07:54:44

Control Specifications: Control 1

Volume Units:

AC-FT

#### Computed Results

Peak Inflow: 4.6 (CFS)

Date/Time of Peak Inflow 26Feb2019, 12:03

Peak Discharge: 4.6 (CFS)

Date/Time of Peak Discharge 26Feb2019, 12:09

Inflow Volume: 0.3 (AC-FT)

Discharge Volume: 0.3 (AC-FT)

Project: Winsome\_Fil\_3

Simulation Run: Prop Basin 5yr

Reach: Reach-H2

Start of Run: 26Feb2019, 00:00

Basin Model: Proposed Basins

End of Run: 27Feb2019, 12:00

Meteorologic Model: Prop Basins 5yr

Compute Time: 09Dec2021, 07:54:44

Control Specifications: Control 1

Volume Units:

AC-FT

#### Computed Results

Peak Inflow: 8.9 (CFS)

Date/Time of Peak Inflow 26Feb2019, 12:02

Peak Discharge: 8.9 (CFS)

Date/Time of Peak Discharge 26Feb2019, 12:05

Inflow Volume: 0.7 (AC-FT)

Discharge Volume: 0.7 (AC-FT)

Project: Winsome\_Fil\_3

Simulation Run: Prop Basin 5yr

Reach: Reach H3

Start of Run: 26Feb2019, 00:00

Basin Model: Proposed Basins

End of Run: 27Feb2019, 12:00

Meteorologic Model: Prop Basins 5yr

Compute Time: 09Dec2021, 07:54:44

Control Specifications: Control 1

Volume Units:

AC-FT

#### Computed Results

Peak Inflow: 1.4 (CFS)

Date/Time of Peak Inflow 26Feb2019, 12:03

Peak Discharge: 1.3 (CFS)

Date/Time of Peak Discharge 26Feb2019, 12:10

Inflow Volume: 0.1 (AC-FT)

Discharge Volume: 0.1 (AC-FT)

Project: Winsome\_Fil\_3

Simulation Run: Prop Basin 5yr

Reach: Reach-H3B

Start of Run: 26Feb2019, 00:00

Basin Model: Proposed Basins

End of Run: 27Feb2019, 12:00

Meteorologic Model: Prop Basins 5yr

Compute Time: 09Dec2021, 07:54:44

Control Specifications: Control 1

Volume Units:

AC-FT

#### Computed Results

Peak Inflow: 1.3 (CFS)

Date/Time of Peak Inflow 26Feb2019, 12:04

Peak Discharge: 1.2 (CFS)

Date/Time of Peak Discharge 26Feb2019, 12:13

Inflow Volume: 0.1 (AC-FT)

Discharge Volume: 0.1 (AC-FT)



Project: Winsome\_Fil\_3

Simulation Run: Prop Basin 5yr

Reach: Reach-I1

Start of Run: 26Feb2019, 00:00

Basin Model: Proposed Basins

End of Run: 27Feb2019, 12:00

Meteorologic Model: Prop Basins 5yr

Compute Time: 09Dec2021, 07:54:44

Control Specifications: Control 1

Volume Units:

AC-FT

#### Computed Results

Peak Inflow: 6.6 (CFS)

Date/Time of Peak Inflow 26Feb2019, 12:05

Peak Discharge: 6.5 (CFS)

Date/Time of Peak Discharge 26Feb2019, 12:10

Inflow Volume: 0.4 (AC-FT)

Discharge Volume: 0.4 (AC-FT)

Project: Winsome\_Fil\_3

Simulation Run: Prop Basin 5yr

Reach: Reach-P4

Start of Run: 26Feb2019, 00:00

Basin Model: Proposed Basins

End of Run: 27Feb2019, 12:00

Meteorologic Model: Prop Basins 5yr

Compute Time: 09Dec2021, 07:54:44

Control Specifications: Control 1

Volume Units:

AC-FT

#### Computed Results

Peak Inflow: 6.3 (CFS)

Date/Time of Peak Inflow 26Feb2019, 12:19

Peak Discharge: 6.3 (CFS)

Date/Time of Peak Discharge 26Feb2019, 12:20

Inflow Volume: 1.0 (AC-FT)

Discharge Volume: 1.0 (AC-FT)

Project: Winsome\_Fil\_3 Simulation Run: Prop Basins 100 yr

Start of Run: 26Feb2019, 00:00

Basin Model:

Proposed Basins

End of Run: 27Feb2019, 12:00

Meteorologic Model: Prop Basins 100yr

Compute Time: 30Aug2022, 12:56:25

Control Specifications: Control 1

| Hydrologic Element | Drainage Area (MI <sup>2</sup> ) | Peak Discharge (CFS) | Time of Peak     | Volume (AC-FT) |
|--------------------|----------------------------------|----------------------|------------------|----------------|
| A1                 | 1.3529000                        | 402.8                | 26Feb2019, 12:28 | 40.2           |
| A2A                | 0.0439531                        | 47.1                 | 26Feb2019, 12:04 | 1.7            |
| A2B                | 0.0138594                        | 20.3                 | 26Feb2019, 12:03 | 0.7            |
| A3A                | 0.0128906                        | 25.8                 | 26Feb2019, 12:00 | 0.9            |
| A3B                | 0.0206563                        | 42.6                 | 26Feb2019, 11:59 | 1.5            |
| A3C                | 0.0182187                        | 40.8                 | 26Feb2019, 12:00 | 1.6            |
| BOX CULVERT 1      | 7.8720139                        | 1689.6               | 26Feb2019, 12:42 | 237.8          |
| BOX CULV 2         | 8.8550872                        | 1872.8               | 26Feb2019, 12:44 | 279.2          |
| B1                 | 5.9948000                        | 1289.0               | 26Feb2019, 12:44 | 178.0          |
| B2                 | 0.0204688                        | 17.2                 | 26Feb2019, 12:09 | 0.9            |
| B3                 | 0.0857813                        | 49.3                 | 26Feb2019, 12:17 | 3.2            |
| B4                 | 0.0648125                        | 46.3                 | 26Feb2019, 12:17 | 2.9            |
| CLV E4             | 0.1670157                        | 117.6                | 26Feb2019, 12:12 | 8.1            |
| CULV A3A           | 0.0267500                        | 40.9                 | 26Feb2019, 12:03 | 1.6            |
| CULV B2            | 0.0204688                        | 17.2                 | 26Feb2019, 12:09 | 0.9            |
| CULV C2            | 0.2892200                        | 120.4                | 26Feb2019, 12:18 | 8.4            |
| CULV C3            | 0.3143763                        | 134.2                | 26Feb2019, 12:19 | 9.6            |
| CULV D2            | 0.3593700                        | 170.8                | 26Feb2019, 12:18 | 11.8           |
| CULV D3            | 0.1423438                        | 64.0                 | 26Feb2019, 12:20 | 5.1            |
| CULV D4            | 0.1959376                        | 92.3                 | 26Feb2019, 12:19 | 7.5            |
| CULV E1.1          | 0.0592188                        | 24.6                 | 26Feb2019, 12:17 | 1.7            |
| CULV E1.2          | 0.0238750                        | 21.4                 | 26Feb2019, 12:10 | 1.3            |
| CULV E1.5          | 0.0136094                        | 16.6                 | 26Feb2019, 12:08 | 0.8            |
| CULV E2            | 0.0768907                        | 36.6                 | 26Feb2019, 12:14 | 2.8            |
| CULV E5            | 0.0210938                        | 18.4                 | 26Feb2019, 12:10 | 1.1            |
| CULV F2            | 0.0068750                        | 8.6                  | 26Feb2019, 12:05 | 0.4            |
| CULV G1            | 0.0387188                        | 40.0                 | 26Feb2019, 12:07 | 1.5            |

| Hydrologic Element | Drainage Area (MI <sup>2</sup> ) | Peak Discharge (CFS) | Time of Peak     | Volume (AC-FT) |
|--------------------|----------------------------------|----------------------|------------------|----------------|
| CULV H1            | 0.0217031                        | 33.0                 | 26Feb2019, 12:03 | 1.1            |
| CULV H2            | 0.0610938                        | 65.5                 | 26Feb2019, 12:04 | 2.5            |
| CULV H3            | 0.0048125                        | 8.0                  | 26Feb2019, 12:02 | 0.3            |
| CULV I1            | 0.0148907                        | 25.8                 | 26Feb2019, 12:05 | 1.3            |
| CULV-E3            | 0.1317032                        | 84.6                 | 26Feb2019, 12:11 | 6.0            |
| CULV-Pond4         | 0.0452031                        | 81.0                 | 26Feb2019, 12:01 | 2.8            |
| C1                 | 0.2542200                        | 105.6                | 26Feb2019, 12:16 | 7.4            |
| C2                 | 0.0350000                        | 16.1                 | 26Feb2019, 12:13 | 1.0            |
| C3                 | 0.0251563                        | 19.1                 | 26Feb2019, 12:11 | 1.1            |
| C4                 | 0.0371875                        | 19.1                 | 26Feb2019, 12:18 | 1.2            |
| D1.1               | 0.2520300                        | 105.2                | 26Feb2019, 12:16 | 7.4            |
| D1.2               | 0.0779688                        | 28.2                 | 26Feb2019, 12:20 | 2.3            |
| D2                 | 0.1073400                        | 69.8                 | 26Feb2019, 12:14 | 4.4            |
| D3                 | 0.0643750                        | 38.1                 | 26Feb2019, 12:17 | 2.9            |
| D4                 | 0.0535938                        | 38.6                 | 26Feb2019, 12:12 | 2.4            |
| D5                 | 0.0200000                        | 15.0                 | 26Feb2019, 12:12 | 0.7            |
| D6                 | 0.0653125                        | 28.1                 | 26Feb2019, 12:17 | 1.9            |
| EX CULV C1         | 0.2542200                        | 105.6                | 26Feb2019, 12:16 | 7.4            |
| EX CULV D1.1       | 0.2520300                        | 105.2                | 26Feb2019, 12:16 | 7.4            |
| EX CULV D1.2       | 0.0779688                        | 28.2                 | 26Feb2019, 12:20 | 2.3            |
| EX CULV E0         | 0.0592188                        | 24.6                 | 26Feb2019, 12:16 | 1.7            |
| E0                 | 0.0592188                        | 24.6                 | 26Feb2019, 12:16 | 1.7            |
| E1.1               | 0.0136094                        | 16.6                 | 26Feb2019, 12:08 | 0.8            |
| E1.2               | 0.0238750                        | 21.4                 | 26Feb2019, 12:10 | 1.3            |
| E2                 | 0.0040625                        | 8.9                  | 26Feb2019, 11:56 | 0.3            |
| E3                 | 0.0309375                        | 33.7                 | 26Feb2019, 12:07 | 1.8            |
| E4                 | 0.0284375                        | 27.0                 | 26Feb2019, 12:10 | 1.7            |
| E5                 | 0.0210938                        | 18.4                 | 26Feb2019, 12:10 | 1.1            |
| E6                 | 0.0144609                        | 14.1                 | 26Feb2019, 12:05 | 0.6            |
| E7                 | 0.0159688                        | 16.2                 | 26Feb2019, 12:07 | 0.8            |
| E8                 | 0.0246594                        | 25.6                 | 26Feb2019, 12:01 | 1.0            |

| Hydrologic Element | Drainage Area (MI <sup>2</sup> ) | Peak Discharge (CFS) | Time of Peak     | Volume (AC-FT) |
|--------------------|----------------------------------|----------------------|------------------|----------------|
| E9                 | 0.0059688                        | 5.8                  | 26Feb2019, 11:56 | 0.1            |
| F1                 | 0.0501563                        | 36.6                 | 26Feb2019, 12:09 | 2.1            |
| F2                 | 0.0068750                        | 8.6                  | 26Feb2019, 12:04 | 0.4            |
| F3                 | 0.0150313                        | 14.5                 | 26Feb2019, 12:06 | 0.7            |
| G1                 | 0.0387188                        | 40.1                 | 26Feb2019, 12:07 | 1.5            |
| G2A                | 0.0290625                        | 59.9                 | 26Feb2019, 11:59 | 2.1            |
| G2B                | 0.0043281                        | 9.6                  | 26Feb2019, 11:59 | 0.4            |
| H1                 | 0.0217031                        | 33.0                 | 26Feb2019, 12:03 | 1.1            |
| H2                 | 0.0610938                        | 65.7                 | 26Feb2019, 12:04 | 2.5            |
| H3A                | 0.0048125                        | 8.0                  | 26Feb2019, 12:02 | 0.3            |
| H3B                | 0.0042344                        | 6.9                  | 26Feb2019, 12:04 | 0.3            |
| H4                 | 0.0421875                        | 73.6                 | 26Feb2019, 12:04 | 3.0            |
| H5A                | 0.0141094                        | 27.0                 | 26Feb2019, 12:03 | 1.1            |
| H5B                | 0.0163750                        | 29.0                 | 26Feb2019, 12:03 | 1.1            |
| H6A                | 0.0260000                        | 51.1                 | 26Feb2019, 12:02 | 2.0            |
| H6B                | 0.0249375                        | 57.1                 | 26Feb2019, 11:59 | 2.3            |
| H7A                | 0.0132812                        | 27.1                 | 26Feb2019, 11:59 | 1.0            |
| H7B                | 0.0271094                        | 49.8                 | 26Feb2019, 12:00 | 1.5            |
| H8                 | 0.0137031                        | 26.7                 | 26Feb2019, 12:02 | 1.1            |
| H9                 | 0.0102188                        | 15.0                 | 26Feb2019, 12:05 | 0.5            |
| I1                 | 0.0106563                        | 20.3                 | 26Feb2019, 12:04 | 1.0            |
| I2                 | 0.0231250                        | 39.1                 | 26Feb2019, 12:04 | 1.6            |
| J1                 | 0.0158438                        | 13.0                 | 26Feb2019, 12:02 | 0.5            |
| K1                 | 0.0273438                        | 40.7                 | 26Feb2019, 12:02 | 1.3            |
| OUT-1              | 9.2432391                        | 1958.1               | 26Feb2019, 12:45 | 297.3          |
| REACH A1           | 1.3529000                        | 402.3                | 26Feb2019, 12:31 | 40.2           |
| Reach E3.1         | 0.0238750                        | 21.4                 | 26Feb2019, 12:12 | 1.3            |
| Reach H3           | 0.0048125                        | 8.0                  | 26Feb2019, 12:07 | 0.3            |
| Reach-A2A          | 0.0439531                        | 47.1                 | 26Feb2019, 12:07 | 1.7            |
| Reach-A2B          | 0.0138594                        | 20.1                 | 26Feb2019, 12:07 | 0.7            |
| Reach-A3           | 0.0439531                        | 46.9                 | 26Feb2019, 12:08 | 1.7            |

| Hydrologic Element | Drainage Area (MI <sup>2</sup> ) | Peak Discharge (CFS) | Time of Peak     | Volume (AC-FT) |
|--------------------|----------------------------------|----------------------|------------------|----------------|
| Reach-A3A          | 0.0310781                        | 49.3                 | 26Feb2019, 12:04 | 2.0            |
| Reach-B1           | 5.9948000                        | 1288.9               | 26Feb2019, 12:46 | 178.0          |
| Reach-B2           | 0.0204688                        | 17.2                 | 26Feb2019, 12:14 | 0.9            |
| Reach-B3           | 6.0805813                        | 1301.2               | 26Feb2019, 12:48 | 181.2          |
| Reach-B4-3         | 0.3143763                        | 134.2                | 26Feb2019, 12:19 | 9.6            |
| Reach-C1           | 0.2542200                        | 105.5                | 26Feb2019, 12:18 | 7.4            |
| Reach-C2           | 0.2892200                        | 120.3                | 26Feb2019, 12:20 | 8.4            |
| Reach-D1.1         | 0.2520300                        | 105.1                | 26Feb2019, 12:20 | 7.4            |
| Reach-D3           | 0.0779688                        | 28.2                 | 26Feb2019, 12:24 | 2.3            |
| Reach-D4           | 0.1423438                        | 64.0                 | 26Feb2019, 12:23 | 5.1            |
| Reach-D5           | 0.3593700                        | 170.6                | 26Feb2019, 12:20 | 11.8           |
| Reach-D6           | 0.1959376                        | 92.2                 | 26Feb2019, 12:22 | 7.5            |
| Reach-E1.1         | 0.0592188                        | 24.6                 | 26Feb2019, 12:17 | 1.7            |
| Reach-E2           | 0.0592188                        | 24.5                 | 26Feb2019, 12:19 | 1.7            |
| Reach-E3           | 0.0768907                        | 36.6                 | 26Feb2019, 12:17 | 2.8            |
| Reach-E4           | 0.1317032                        | 84.5                 | 26Feb2019, 12:14 | 6.0            |
| Reach-E6           | 0.0210938                        | 18.4                 | 26Feb2019, 12:13 | 1.1            |
| Reach-E6-2         | 0.1974454                        | 137.3                | 26Feb2019, 12:14 | 9.5            |
| Reach-E7           | 0.1670157                        | 117.5                | 26Feb2019, 12:14 | 8.1            |
| Reach-F2           | 0.0068750                        | 8.6                  | 26Feb2019, 12:08 | 0.4            |
| Reach-G1           | 0.0387188                        | 40.0                 | 26Feb2019, 12:10 | 1.5            |
| Reach-H1           | 0.0217031                        | 32.8                 | 26Feb2019, 12:06 | 1.1            |
| Reach-H2           | 0.0610938                        | 65.4                 | 26Feb2019, 12:06 | 2.5            |
| Reach-H3B          | 0.0042344                        | 6.8                  | 26Feb2019, 12:09 | 0.3            |
| Reach-I1           | 0.0148907                        | 25.7                 | 26Feb2019, 12:09 | 1.3            |
| Reach-P3           | 0.2612501                        | 79.0                 | 26Feb2019, 12:37 | 9.4            |
| Reach-P4           | 0.0600938                        | 52.9                 | 26Feb2019, 12:11 | 3.8            |
| Reach-1            | 7.9708733                        | 1694.5               | 26Feb2019, 12:43 | 243.3          |
| Reach-2            | 8.0719514                        | 1713.7               | 26Feb2019, 12:44 | 248.5          |
| Reach-3            | 8.4818058                        | 1782.7               | 26Feb2019, 12:43 | 263.2          |
| Reach-4            | 8.5938371                        | 1796.4               | 26Feb2019, 12:44 | 269.7          |

| Hydrologic Element   | Drainage Area (MI <sup>2</sup> ) | Peak Discharge (CFS) | Time of Peak     | Volume (AC-FT) |
|----------------------|----------------------------------|----------------------|------------------|----------------|
| Reach-5              | 8.8550872                        | 1872.3               | 26Feb2019, 12:44 | 279.2          |
| Reach-6 Kiowa Outlet | 9.12765829                       | 1959.2               | 26Feb2019, 12:45 | 299.4          |
| STORAGE P1           | 0.0638906                        | 72.2                 | 26Feb2019, 12:11 | 4.1            |
| STORAGE P2           | 0.0860313                        | 78.7                 | 26Feb2019, 12:09 | 4.6            |
| STORAGE P3           | 0.2612501                        | 79.0                 | 26Feb2019, 12:36 | 9.4            |
| STORAGE P4           | 0.0600938                        | 52.9                 | 26Feb2019, 12:11 | 3.8            |
| STORAGE P5           | 0.2431986                        | 73.4                 | 26Feb2019, 12:32 | 10.3           |

Project: Winsome\_Fil\_3

Simulation Run: Prop Basins 100 yr  
Subbasin: A1

Start of Run: 26Feb2019, 00:00

Basin Model: Proposed Basins

End of Run: 27Feb2019, 12:00

Meteorologic Model: Prop Basins 100yr

Compute Time: 09Dec2021, 07:54:11

Control Specifications: Control 1

Volume Units: AC-FT

#### Computed Results

|                      |               |                             |                  |
|----------------------|---------------|-----------------------------|------------------|
| Peak Discharge:      | 402.8 (CFS)   | Date/Time of Peak Discharge | 26Feb2019, 12:00 |
| Precipitation Volume | 331.6 (AC-FT) | Direct Runoff Volume:       | 40.2 (AC-FT)     |
| Loss Volume:         | 291.4 (AC-FT) | Baseflow Volume:            | 0.0 (AC-FT)      |
| Excess Volume:       | 40.2 (AC-FT)  | Discharge Volume:           | 40.2 (AC-FT)     |



Project: Winsome\_Fil\_3

Simulation Run: Prop Basins 100 yr

Subbasin: A2A

Start of Run: 26Feb2019, 00:00

Basin Model: Proposed Basins

End of Run: 27Feb2019, 12:00

Meteorologic Model: Prop Basins 100yr

Compute Time: 09Dec2021, 07:54:11

Control Specifications: Control 1

Volume Units:

AC-FT

#### Computed Results

Peak Discharge: 47.1 (CFS)

Date/Time of Peak Discharge 26Feb2019, 12

Precipitation Volume 10.8 (AC-FT)

Direct Runoff Volume: 1.7 (AC-FT)

Loss Volume: 9.1 (AC-FT)

Baseflow Volume: 0.0 (AC-FT)

Excess Volume: 1.7 (AC-FT)

Discharge Volume: 1.7 (AC-FT)

Project: Winsome\_Fil\_3

Simulation Run: Prop Basins 100 yr

Subbasin: A2B

Start of Run: 26Feb2019, 00:00

Basin Model: Proposed Basins

End of Run: 27Feb2019, 12:00

Meteorologic Model: Prop Basins 100yr

Compute Time: 09Dec2021, 07:54:11

Control Specifications: Control 1

Volume Units:

AC-FT

#### Computed Results

Peak Discharge: 20.3 (CFS)

Date/Time of Peak Discharge 26Feb2019, 12:

Precipitation Volume 3.4 (AC-FT)

Direct Runoff Volume: 0.7 (AC-FT)

Loss Volume: 2.7 (AC-FT)

Baseflow Volume: 0.0 (AC-FT)

Excess Volume: 0.7 (AC-FT)

Discharge Volume: 0.7 (AC-FT)

Project: Winsome\_Fil\_3

Simulation Run: Prop Basins 100 yr

Subbasin: A3A

Start of Run: 26Feb2019, 00:00

Basin Model: Proposed Basins

End of Run: 27Feb2019, 12:00

Meteorologic Model: Prop Basins 100yr

Compute Time: 09Dec2021, 07:54:11

Control Specifications: Control 1

Volume Units:

AC-FT

#### Computed Results

Peak Discharge: 25.8 (CFS)

Date/Time of Peak Discharge 26Feb2019, 12:

Precipitation Volume 3.2 (AC-FT)

Direct Runoff Volume: 0.9 (AC-FT)

Loss Volume: 2.2 (AC-FT)

Baseflow Volume: 0.0 (AC-FT)

Excess Volume: 0.9 (AC-FT)

Discharge Volume: 0.9 (AC-FT)

Project: Winsome\_Fil\_3

Simulation Run: Prop Basins 100 yr

Subbasin: A3B

Start of Run: 26Feb2019, 00:00

Basin Model: Proposed Basins

End of Run: 27Feb2019, 12:00

Meteorologic Model: Prop Basins 100yr

Compute Time: 09Dec2021, 07:54:11

Control Specifications: Control 1

Volume Units:

AC-FT

#### Computed Results

|                      |             |                             |                |
|----------------------|-------------|-----------------------------|----------------|
| Peak Discharge:      | 42.6 (CFS)  | Date/Time of Peak Discharge | 26Feb2019, 11: |
| Precipitation Volume | 5.1 (AC-FT) | Direct Runoff Volume:       | 1.5 (AC-FT)    |
| Loss Volume:         | 3.6 (AC-FT) | Baseflow Volume:            | 0.0 (AC-FT)    |
| Excess Volume:       | 1.5 (AC-FT) | Discharge Volume:           | 1.5 (AC-FT)    |

Project: Winsome\_Fil\_3

Simulation Run: Prop Basins 100 yr

Subbasin: A3C

Start of Run: 26Feb2019, 00:00

Basin Model: Proposed Basins

End of Run: 27Feb2019, 12:00

Meteorologic Model: Prop Basins 100yr

Compute Time: 09Dec2021, 07:54:11

Control Specifications: Control 1

Volume Units:

AC-FT

#### Computed Results

Peak Discharge: 40.8 (CFS)

Date/Time of Peak Discharge: 26Feb2019, 12:00

Precipitation Volume: 4.5 (AC-FT)

Direct Runoff Volume: 1.6 (AC-FT)

Loss Volume: 2.8 (AC-FT)

Baseflow Volume: 0.0 (AC-FT)

Excess Volume: 1.6 (AC-FT)

Discharge Volume: 1.6 (AC-FT)

Project: Winsome\_Fil\_3

Simulation Run: Prop Basins 100 yr

Reach: CULV A3A

Start of Run: 26Feb2019, 00:00

Basin Model: Proposed Basins

End of Run: 27Feb2019, 12:00

Meteorologic Model: Prop Basins 100yr

Compute Time: 09Dec2021, 07:54:11

Control Specifications: Control 1

Volume Units:

AC-FT

#### Computed Results

Peak Inflow: 41.0 (CFS)

Date/Time of Peak Inflow 26Feb2019, 12:02

Peak Discharge: 40.9 (CFS)

Date/Time of Peak Discharge 26Feb2019, 12:03

Inflow Volume: 1.6 (AC-FT)

Discharge Volume: 1.6 (AC-FT)

Project: Winsome\_Fil\_3

Simulation Run: Prop Basins 100 yr

Reach: CULV G1

Start of Run: 26Feb2019, 00:00

Basin Model: Proposed Basins

End of Run: 27Feb2019, 12:00

Meteorologic Model: Prop Basins 100yr

Compute Time: 09Dec2021, 07:54:11

Control Specifications: Control 1

Volume Units:

AC-FT

#### Computed Results

Peak Inflow: 40.1 (CFS)

Date/Time of Peak Inflow 26Feb2019, 12:06

Peak Discharge: 40.0 (CFS)

Date/Time of Peak Discharge 26Feb2019, 12:07

Inflow Volume: 1.5 (AC-FT)

Discharge Volume: 1.5 (AC-FT)

Project: Winsome\_Fil\_3

Simulation Run: Prop Basins 100 yr

Reach: CULV H1

Start of Run: 26Feb2019, 00:00

Basin Model: Proposed Basins

End of Run: 27Feb2019, 12:00

Meteorologic Model: Prop Basins 100yr

Compute Time: 09Dec2021, 07:54:11

Control Specifications: Control 1

Volume Units:

AC-FT

#### Computed Results

Peak Inflow: 33.0 (CFS)

Date/Time of Peak Inflow 26Feb2019, 12:02

Peak Discharge: 33.0 (CFS)

Date/Time of Peak Discharge 26Feb2019, 12:03

Inflow Volume: 1.1 (AC-FT)

Discharge Volume: 1.1 (AC-FT)



Project: Winsome\_Fil\_3

Simulation Run: Prop Basins 100 yr

Reach: CULV H2

Start of Run: 26Feb2019, 00:00

Basin Model: Proposed Basins

End of Run: 27Feb2019, 12:00

Meteorologic Model: Prop Basins 100yr

Compute Time: 09Dec2021, 07:54:11

Control Specifications: Control 1

Volume Units:

AC-FT

#### Computed Results

Peak Inflow: 65.7 (CFS)

Date/Time of Peak Inflow 26Feb2019, 12:03

Peak Discharge: 65.5 (CFS)

Date/Time of Peak Discharge 26Feb2019, 12:04

Inflow Volume: 2.5 (AC-FT)

Discharge Volume: 2.5 (AC-FT)

Project: Winsome\_Fil\_3

Simulation Run: Prop Basins 100 yr

Reach: CULV H3

Start of Run: 26Feb2019, 00:00

Basin Model: Proposed Basins

End of Run: 27Feb2019, 12:00

Meteorologic Model: Prop Basins 100yr

Compute Time: 09Dec2021, 07:54:11

Control Specifications: Control 1

Volume Units:

AC-FT

#### Computed Results

Peak Inflow: 8.0 (CFS)

Date/Time of Peak Inflow 26Feb2019, 12:01

Peak Discharge: 8.0 (CFS)

Date/Time of Peak Discharge 26Feb2019, 12:02

Inflow Volume: 0.3 (AC-FT)

Discharge Volume: 0.3 (AC-FT)

Project: Winsome\_Fil\_3

Simulation Run: Prop Basins 100 yr

Reach: CULV I1

Start of Run: 26Feb2019, 00:00

Basin Model: Proposed Basins

End of Run: 27Feb2019, 12:00

Meteorologic Model: Prop Basins 100yr

Compute Time: 09Dec2021, 07:54:11

Control Specifications: Control 1

Volume Units:

AC-FT

#### Computed Results

Peak Inflow: 25.8 (CFS)

Date/Time of Peak Inflow 26Feb2019, 12:04

Peak Discharge: 25.8 (CFS)

Date/Time of Peak Discharge 26Feb2019, 12:05

Inflow Volume: 1.3 (AC-FT)

Discharge Volume: 1.3 (AC-FT)

Project: Winsome\_Fil\_3

Simulation Run: Prop Basins 100 yr

Reach: CULV-Pond4

Start of Run: 26Feb2019, 00:00

Basin Model: Proposed Basins

End of Run: 27Feb2019, 12:00

Meteorologic Model: Prop Basins 100yr

Compute Time: 09Dec2021, 07:54:11

Control Specifications: Control 1

Volume Units:

AC-FT

#### Computed Results

Peak Inflow: 81.1 (CFS)

Date/Time of Peak Inflow 26Feb2019, 11:59

Peak Discharge: 81.0 (CFS)

Date/Time of Peak Discharge 26Feb2019, 12:01

Inflow Volume: 2.8 (AC-FT)

Discharge Volume: 2.8 (AC-FT)

Project: Winsome\_Fil\_3

Simulation Run: Prop Basins 100 yr  
Subbasin: G1

Start of Run: 26Feb2019, 00:00

Basin Model: Proposed Basins

End of Run: 27Feb2019, 12:00

Meteorologic Model: Prop Basins 100yr

Compute Time: 09Dec2021, 07:54:11

Control Specifications: Control 1

Volume Units:

AC-FT

#### Computed Results

Peak Discharge: 40.1 (CFS)

Date/Time of Peak Discharge: 26Feb2019, 12:00

Precipitation Volume: 9.5 (AC-FT)

Direct Runoff Volume: 1.5 (AC-FT)

Loss Volume: 8.0 (AC-FT)

Baseflow Volume: 0.0 (AC-FT)

Excess Volume: 1.5 (AC-FT)

Discharge Volume: 1.5 (AC-FT)

Project: Winsome\_Fil\_3

Simulation Run: Prop Basins 100 yr

Subbasin: G2A

Start of Run: 26Feb2019, 00:00

Basin Model: Proposed Basins

End of Run: 27Feb2019, 12:00

Meteorologic Model: Prop Basins 100yr

Compute Time: 09Dec2021, 07:54:11

Control Specifications: Control 1

Volume Units:

AC-FT

#### Computed Results

Peak Discharge: 59.9 (CFS)

Date/Time of Peak Discharge 26Feb2019, 11:

Precipitation Volume 7.1 (AC-FT)

Direct Runoff Volume: 2.1 (AC-FT)

Loss Volume: 5.1 (AC-FT)

Baseflow Volume: 0.0 (AC-FT)

Excess Volume: 2.1 (AC-FT)

Discharge Volume: 2.1 (AC-FT)

Project: Winsome\_Fil\_3

Simulation Run: Prop Basins 100 yr

Subbasin: G2B

Start of Run: 26Feb2019, 00:00

Basin Model: Proposed Basins

End of Run: 27Feb2019, 12:00

Meteorologic Model: Prop Basins 100yr

Compute Time: 09Dec2021, 07:54:11

Control Specifications: Control 1

Volume Units:

AC-FT

#### Computed Results

Peak Discharge: 9.6 (CFS)

Date/Time of Peak Discharge: 26Feb2019, 11:00

Precipitation Volume: 1.1 (AC-FT)

Direct Runoff Volume: 0.4 (AC-FT)

Loss Volume: 0.7 (AC-FT)

Baseflow Volume: 0.0 (AC-FT)

Excess Volume: 0.4 (AC-FT)

Discharge Volume: 0.4 (AC-FT)

Project: Winsome\_Fil\_3

Simulation Run: Prop Basins 100 yr  
Subbasin: H1

Start of Run: 26Feb2019, 00:00

Basin Model: Proposed Basins

End of Run: 27Feb2019, 12:00

Meteorologic Model: Prop Basins 100yr

Compute Time: 09Dec2021, 07:54:11

Control Specifications: Control 1

Volume Units:

AC-FT

#### Computed Results

Peak Discharge: 33.0 (CFS)

Date/Time of Peak Discharge 26Feb2019, 12:

Precipitation Volume 5.3 (AC-FT)

Direct Runoff Volume: 1.1 (AC-FT)

Loss Volume: 4.2 (AC-FT)

Baseflow Volume: 0.0 (AC-FT)

Excess Volume: 1.1 (AC-FT)

Discharge Volume: 1.1 (AC-FT)



Project: Winsome\_Fil\_3

Simulation Run: Prop Basins 100 yr  
Subbasin: H2

Start of Run: 26Feb2019, 00:00

Basin Model: Proposed Basins

End of Run: 27Feb2019, 12:00

Meteorologic Model: Prop Basins 100yr

Compute Time: 09Dec2021, 07:54:11

Control Specifications: Control 1

Volume Units:

AC-FT

#### Computed Results

|                       |              |                             |               |
|-----------------------|--------------|-----------------------------|---------------|
| Peak Discharge:       | 65.7 (CFS)   | Date/Time of Peak Discharge | 26Feb2019, 12 |
| Precipitation Volume: | 15.0 (AC-FT) | Direct Runoff Volume:       | 2.5 (AC-FT)   |
| Loss Volume:          | 12.5 (AC-FT) | Baseflow Volume:            | 0.0 (AC-FT)   |
| Excess Volume:        | 2.5 (AC-FT)  | Discharge Volume:           | 2.5 (AC-FT)   |

Project: Winsome\_Fil\_3

Simulation Run: Prop Basins 100 yr

Subbasin: H3A

Start of Run: 26Feb2019, 00:00

Basin Model: Proposed Basins

End of Run: 27Feb2019, 12:00

Meteorologic Model: Prop Basins 100yr

Compute Time: 09Dec2021, 07:54:11

Control Specifications: Control 1

Volume Units:

AC-FT

#### Computed Results

Peak Discharge: 8.0 (CFS)

Date/Time of Peak Discharge 26Feb2019, 12:

Precipitation Volume: 1.2 (AC-FT)

Direct Runoff Volume: 0.3 (AC-FT)

Loss Volume: 0.9 (AC-FT)

Baseflow Volume: 0.0 (AC-FT)

Excess Volume: 0.3 (AC-FT)

Discharge Volume: 0.3 (AC-FT)

Project: Winsome\_Fil\_3

Simulation Run: Prop Basins 100 yr

Subbasin: H3B

Start of Run: 26Feb2019, 00:00

Basin Model: Proposed Basins

End of Run: 27Feb2019, 12:00

Meteorologic Model: Prop Basins 100yr

Compute Time: 09Dec2021, 07:54:11

Control Specifications: Control 1

Volume Units:

AC-FT

#### Computed Results

Peak Discharge: 6.9 (CFS)

Date/Time of Peak Discharge: 26Feb2019, 12:00

Precipitation Volume: 1.0 (AC-FT)

Direct Runoff Volume: 0.3 (AC-FT)

Loss Volume: 0.8 (AC-FT)

Baseflow Volume: 0.0 (AC-FT)

Excess Volume: 0.3 (AC-FT)

Discharge Volume: 0.3 (AC-FT)

Project: Winsome\_Fil\_3

Simulation Run: Prop Basins 100 yr  
Subbasin: H4

Start of Run: 26Feb2019, 00:00

Basin Model: Proposed Basins

End of Run: 27Feb2019, 12:00

Meteorologic Model: Prop Basins 100yr

Compute Time: 09Dec2021, 07:54:11

Control Specifications: Control 1

Volume Units: AC-FT

#### Computed Results

|                      |              |                             |               |
|----------------------|--------------|-----------------------------|---------------|
| Peak Discharge:      | 73.6 (CFS)   | Date/Time of Peak Discharge | 26Feb2019, 12 |
| Precipitation Volume | 10.3 (AC-FT) | Direct Runoff Volume:       | 3.0 (AC-FT)   |
| Loss Volume:         | 7.3 (AC-FT)  | Baseflow Volume:            | 0.0 (AC-FT)   |
| Excess Volume:       | 3.0 (AC-FT)  | Discharge Volume:           | 3.0 (AC-FT)   |

Project: Winsome\_Fil\_3

Simulation Run: Prop Basins 100 yr

Subbasin: H5A

Start of Run: 26Feb2019, 00:00

Basin Model: Proposed Basins

End of Run: 27Feb2019, 12:00

Meteorologic Model: Prop Basins 100yr

Compute Time: 09Dec2021, 07:54:11

Control Specifications: Control 1

Volume Units:

AC-FT

#### Computed Results

Peak Discharge: 27.0 (CFS)

Date/Time of Peak Discharge 26Feb2019, 12:

Precipitation Volume 3.5 (AC-FT)

Direct Runoff Volume: 1.1 (AC-FT)

Loss Volume: 2.3 (AC-FT)

Baseflow Volume: 0.0 (AC-FT)

Excess Volume: 1.1 (AC-FT)

Discharge Volume: 1.1 (AC-FT)

Project: Winsome\_Fil\_3

Simulation Run: Prop Basins 100 yr

Subbasin: H5B

Start of Run: 26Feb2019, 00:00

Basin Model: Proposed Basins

End of Run: 27Feb2019, 12:00

Meteorologic Model: Prop Basins 100yr

Compute Time: 09Dec2021, 07:54:11

Control Specifications: Control 1

Volume Units:

AC-FT

#### Computed Results

Peak Discharge: 29.0 (CFS)

Date/Time of Peak Discharge: 26Feb2019, 12:00

Precipitation Volume: 4.0 (AC-FT)

Direct Runoff Volume: 1.1 (AC-FT)

Loss Volume: 2.9 (AC-FT)

Baseflow Volume: 0.0 (AC-FT)

Excess Volume: 1.1 (AC-FT)

Discharge Volume: 1.1 (AC-FT)

Project: Winsome\_Fil\_3

Simulation Run: Prop Basins 100 yr

Subbasin: H6A

Start of Run: 26Feb2019, 00:00

Basin Model: Proposed Basins

End of Run: 27Feb2019, 12:00

Meteorologic Model: Prop Basins 100yr

Compute Time: 09Dec2021, 07:54:11

Control Specifications: Control 1

Volume Units:

AC-FT

#### Computed Results

Peak Discharge: 51.1 (CFS)

Date/Time of Peak Discharge: 26Feb2019, 12:00

Precipitation Volume: 6.4 (AC-FT)

Direct Runoff Volume: 2.0 (AC-FT)

Loss Volume: 4.3 (AC-FT)

Baseflow Volume: 0.0 (AC-FT)

Excess Volume: 2.0 (AC-FT)

Discharge Volume: 2.0 (AC-FT)

Project: Winsome\_Fil\_3

Simulation Run: Prop Basins 100 yr

Subbasin: H6B

Start of Run: 26Feb2019, 00:00

Basin Model: Proposed Basins

End of Run: 27Feb2019, 12:00

Meteorologic Model: Prop Basins 100yr

Compute Time: 09Dec2021, 07:54:11

Control Specifications: Control 1

Volume Units:

AC-FT

#### Computed Results

Peak Discharge: 57.1 (CFS)

Date/Time of Peak Discharge: 26Feb2019, 11:00

Precipitation Volume: 6.1 (AC-FT)

Direct Runoff Volume: 2.3 (AC-FT)

Loss Volume: 3.8 (AC-FT)

Baseflow Volume: 0.0 (AC-FT)

Excess Volume: 2.3 (AC-FT)

Discharge Volume: 2.3 (AC-FT)



Project: Winsome\_Fil\_3

Simulation Run: Prop Basins 100 yr

Subbasin: H7A

Start of Run: 26Feb2019, 00:00

Basin Model: Proposed Basins

End of Run: 27Feb2019, 12:00

Meteorologic Model: Prop Basins 100yr

Compute Time: 09Dec2021, 07:54:11

Control Specifications: Control 1

Volume Units:

AC-FT

#### Computed Results

Peak Discharge: 27.1 (CFS)

Date/Time of Peak Discharge 26Feb2019, 11:

Precipitation Volume 3.3 (AC-FT)

Direct Runoff Volume: 1.0 (AC-FT)

Loss Volume: 2.3 (AC-FT)

Baseflow Volume: 0.0 (AC-FT)

Excess Volume: 1.0 (AC-FT)

Discharge Volume: 1.0 (AC-FT)

Project: Winsome\_Fil\_3

Simulation Run: Prop Basins 100 yr

Subbasin: H7B

Start of Run: 26Feb2019, 00:00

Basin Model: Proposed Basins

End of Run: 27Feb2019, 12:00

Meteorologic Model: Prop Basins 100yr

Compute Time: 09Dec2021, 07:54:11

Control Specifications: Control 1

Volume Units:

AC-FT

#### Computed Results

Peak Discharge: 49.8 (CFS)

Date/Time of Peak Discharge: 26Feb2019, 12:00

Precipitation Volume: 6.6 (AC-FT)

Direct Runoff Volume: 1.5 (AC-FT)

Loss Volume: 5.1 (AC-FT)

Baseflow Volume: 0.0 (AC-FT)

Excess Volume: 1.5 (AC-FT)

Discharge Volume: 1.5 (AC-FT)

Project: Winsome\_Fil\_3

Simulation Run: Prop Basins 100 yr  
Subbasin: H8

Start of Run: 26Feb2019, 00:00

Basin Model: Proposed Basins

End of Run: 27Feb2019, 12:00

Meteorologic Model: Prop Basins 100yr

Compute Time: 30Aug2022, 12:56:25

Control Specifications: Control 1

Volume Units:

AC-FT

#### Computed Results

|                      |             |                             |                |
|----------------------|-------------|-----------------------------|----------------|
| Peak Discharge:      | 26.7 (CFS)  | Date/Time of Peak Discharge | 26Feb2019, 12: |
| Precipitation Volume | 3.4 (AC-FT) | Direct Runoff Volume:       | 1.1 (AC-FT)    |
| Loss Volume:         | 2.3 (AC-FT) | Baseflow Volume:            | 0.0 (AC-FT)    |
| Excess Volume:       | 1.1 (AC-FT) | Discharge Volume:           | 1.1 (AC-FT)    |

Project: Winsome\_Fil\_3

Simulation Run: Prop Basins 100 yr

Subbasin: H9

Start of Run: 26Feb2019, 00:00

Basin Model: Proposed Basins

End of Run: 27Feb2019, 12:00

Meteorologic Model: Prop Basins 100yr

Compute Time: 30Aug2022, 12:56:25

Control Specifications: Control 1

Volume Units:

AC-FT

#### Computed Results

|                      |             |                             |                |
|----------------------|-------------|-----------------------------|----------------|
| Peak Discharge:      | 15.0 (CFS)  | Date/Time of Peak Discharge | 26Feb2019, 12: |
| Precipitation Volume | 2.5 (AC-FT) | Direct Runoff Volume:       | 0.5 (AC-FT)    |
| Loss Volume:         | 2.0 (AC-FT) | Baseflow Volume:            | 0.0 (AC-FT)    |
| Excess Volume:       | 0.5 (AC-FT) | Discharge Volume:           | 0.5 (AC-FT)    |

Project: Winsome\_Fil\_3

Simulation Run: Prop Basins 100 yr

Subbasin: I1

Start of Run: 26Feb2019, 00:00

Basin Model: Proposed Basins

End of Run: 27Feb2019, 12:00

Meteorologic Model: Prop Basins 100yr

Compute Time: 09Dec2021, 07:54:11

Control Specifications: Control 1

Volume Units:

AC-FT

#### Computed Results

Peak Discharge: 20.3 (CFS)

Date/Time of Peak Discharge 26Feb2019, 12:

Precipitation Volume 2.6 (AC-FT)

Direct Runoff Volume: 1.0 (AC-FT)

Loss Volume: 1.6 (AC-FT)

Baseflow Volume: 0.0 (AC-FT)

Excess Volume: 1.0 (AC-FT)

Discharge Volume: 1.0 (AC-FT)

Project: Winsome\_Fil\_3

Simulation Run: Prop Basins 100 yr

Subbasin: I2

Start of Run: 26Feb2019, 00:00

Basin Model: Proposed Basins

End of Run: 27Feb2019, 12:00

Meteorologic Model: Prop Basins 100yr

Compute Time: 09Dec2021, 07:54:11

Control Specifications: Control 1

Volume Units:

AC-FT

#### Computed Results

Peak Discharge: 39.1 (CFS)

Date/Time of Peak Discharge 26Feb2019, 12:

Precipitation Volume 5.7 (AC-FT)

Direct Runoff Volume: 1.6 (AC-FT)

Loss Volume: 4.1 (AC-FT)

Baseflow Volume: 0.0 (AC-FT)

Excess Volume: 1.6 (AC-FT)

Discharge Volume: 1.6 (AC-FT)

Project: Winsome\_Fil\_3

Simulation Run: Prop Basins 100 yr

Subbasin: J1

Start of Run: 26Feb2019, 00:00

Basin Model: Proposed Basins

End of Run: 27Feb2019, 12:00

Meteorologic Model: Prop Basins 100yr

Compute Time: 09Dec2021, 07:54:11

Control Specifications: Control 1

Volume Units:

AC-FT

#### Computed Results

Peak Discharge: 13.0 (CFS)

Date/Time of Peak Discharge 26Feb2019, 12:

Precipitation Volume 3.9 (AC-FT)

Direct Runoff Volume: 0.5 (AC-FT)

Loss Volume: 3.4 (AC-FT)

Baseflow Volume: 0.0 (AC-FT)

Excess Volume: 0.5 (AC-FT)

Discharge Volume: 0.5 (AC-FT)

Project: Winsome\_Fil\_3

Simulation Run: Prop Basins 100 yr  
Subbasin: K1

Start of Run: 26Feb2019, 00:00

Basin Model: Proposed Basins

End of Run: 27Feb2019, 12:00

Meteorologic Model: Prop Basins 100yr

Compute Time: 09Dec2021, 07:54:11

Control Specifications: Control 1

Volume Units: AC-FT

#### Computed Results

|                      |             |                             |                  |
|----------------------|-------------|-----------------------------|------------------|
| Peak Discharge:      | 40.7 (CFS)  | Date/Time of Peak Discharge | 26Feb2019, 12:00 |
| Precipitation Volume | 6.7 (AC-FT) | Direct Runoff Volume:       | 1.3 (AC-FT)      |
| Loss Volume:         | 5.4 (AC-FT) | Baseflow Volume:            | 0.0 (AC-FT)      |
| Excess Volume:       | 1.3 (AC-FT) | Discharge Volume:           | 1.3 (AC-FT)      |



Project: Winsome\_Fil\_3

Simulation Run: Prop Basins 100 yr

Reach: OUT-1

Start of Run: 26Feb2019, 00:00

Basin Model: Proposed Basins

End of Run: 27Feb2019, 12:00

Meteorologic Model: Prop Basins 100yr

Compute Time: 30Aug2022, 12:56:25

Control Specifications: Control 1

Volume Units:

AC-FT

#### Computed Results

Peak Inflow: 1958.2 (CFS)

Date/Time of Peak Inflow 26Feb2019, 12:4

Peak Discharge:1958.1 (CFS)

Date/Time of Peak Discharge26Feb2019, 12:4

Inflow Volume: 297.3 (AC-FT)

Discharge Volume: 297.3 (AC-FT)

Project: Winsome\_Fil\_3      Simulation Run: Prop Basins 100 yr  
Reservoir: STORAGE P1

Start of Run: 26Feb2019, 00:00      Basin Model: Proposed Basins  
End of Run: 27Feb2019, 12:00      Meteorologic Model: Prop Basins 100yr  
Compute Time: 09Dec2021, 07:54:11      Control Specifications: Control 1

Volume Units: AC-FT

#### Computed Results

|                  |             |                             |                 |
|------------------|-------------|-----------------------------|-----------------|
| Peak Inflow:     | 105.0 (CFS) | Date/Time of Peak Inflow:   | 26Feb2019, 12:0 |
| Peak Discharge:  | 72.2 (CFS)  | Date/Time of Peak Discharge | 26Feb2019, 12:1 |
| Inflow Volume:   | 4.2 (AC-FT) | Peak Storage:               | 1.4 (AC-FT)     |
| Discharge Volume | 4.1 (AC-FT) | Peak Elevation:             | 7327.2 (FT)     |

Project: Winsome\_Fil\_3 Simulation Run: Prop Basins 100 yr  
Reservoir: STORAGE P1

Start of Run: 26Feb2019, 00:00 Basin Model: Proposed Basins  
End of Run: 27Feb2019, 12:00 Meteorologic Model: Prop Basins 100yr  
Compute Time: 09Dec2021, 07:54:11 Control Specifications:Control 1

| Date      | Time  | Inflow<br>(CFS) | Storage<br>(AC-FT) | Elevation<br>(FT) | Outflow<br>(CFS) |
|-----------|-------|-----------------|--------------------|-------------------|------------------|
| 26Feb2019 | 00:00 | 0.0             | 0.0                | 7322.0            | 0.0              |
| 26Feb2019 | 00:01 | 0.0             | 0.0                | 7322.0            | 0.0              |
| 26Feb2019 | 00:02 | 0.0             | 0.0                | 7322.0            | 0.0              |
| 26Feb2019 | 00:03 | 0.0             | 0.0                | 7322.0            | 0.0              |
| 26Feb2019 | 00:04 | 0.0             | 0.0                | 7322.0            | 0.0              |
| 26Feb2019 | 00:05 | 0.0             | 0.0                | 7322.0            | 0.0              |
| 26Feb2019 | 00:06 | 0.0             | 0.0                | 7322.0            | 0.0              |
| 26Feb2019 | 00:07 | 0.0             | 0.0                | 7322.0            | 0.0              |
| 26Feb2019 | 00:08 | 0.0             | 0.0                | 7322.0            | 0.0              |
| 26Feb2019 | 00:09 | 0.0             | 0.0                | 7322.0            | 0.0              |
| 26Feb2019 | 00:10 | 0.0             | 0.0                | 7322.0            | 0.0              |
| 26Feb2019 | 00:11 | 0.0             | 0.0                | 7322.0            | 0.0              |
| 26Feb2019 | 00:12 | 0.0             | 0.0                | 7322.0            | 0.0              |
| 26Feb2019 | 00:13 | 0.0             | 0.0                | 7322.0            | 0.0              |
| 26Feb2019 | 00:14 | 0.0             | 0.0                | 7322.0            | 0.0              |
| 26Feb2019 | 00:15 | 0.0             | 0.0                | 7322.0            | 0.0              |
| 26Feb2019 | 00:16 | 0.0             | 0.0                | 7322.0            | 0.0              |
| 26Feb2019 | 00:17 | 0.0             | 0.0                | 7322.0            | 0.0              |
| 26Feb2019 | 00:18 | 0.0             | 0.0                | 7322.0            | 0.0              |
| 26Feb2019 | 00:19 | 0.0             | 0.0                | 7322.0            | 0.0              |
| 26Feb2019 | 00:20 | 0.1             | 0.0                | 7322.0            | 0.0              |
| 26Feb2019 | 00:21 | 0.1             | 0.0                | 7322.0            | 0.0              |
| 26Feb2019 | 00:22 | 0.1             | 0.0                | 7322.0            | 0.0              |
| 26Feb2019 | 00:23 | 0.1             | 0.0                | 7322.0            | 0.0              |
| 26Feb2019 | 00:24 | 0.1             | 0.0                | 7322.0            | 0.0              |
| 26Feb2019 | 00:25 | 0.1             | 0.0                | 7322.0            | 0.0              |

| Date      | Time  | Inflow<br>(CFS) | Storage<br>(AC-FT) | Elevation<br>(FT) | Outflow<br>(CFS) |
|-----------|-------|-----------------|--------------------|-------------------|------------------|
| 26Feb2019 | 00:26 | 0.1             | 0.0                | 7322.0            | 0.0              |
| 26Feb2019 | 00:27 | 0.1             | 0.0                | 7322.0            | 0.0              |
| 26Feb2019 | 00:28 | 0.1             | 0.0                | 7322.0            | 0.0              |
| 26Feb2019 | 00:29 | 0.1             | 0.0                | 7322.0            | 0.0              |
| 26Feb2019 | 00:30 | 0.1             | 0.0                | 7322.0            | 0.0              |
| 26Feb2019 | 00:31 | 0.1             | 0.0                | 7322.0            | 0.0              |
| 26Feb2019 | 00:32 | 0.1             | 0.0                | 7322.0            | 0.0              |
| 26Feb2019 | 00:33 | 0.1             | 0.0                | 7322.1            | 0.0              |
| 26Feb2019 | 00:34 | 0.1             | 0.0                | 7322.1            | 0.0              |
| 26Feb2019 | 00:35 | 0.1             | 0.0                | 7322.1            | 0.0              |
| 26Feb2019 | 00:36 | 0.1             | 0.0                | 7322.1            | 0.0              |
| 26Feb2019 | 00:37 | 0.1             | 0.0                | 7322.1            | 0.0              |
| 26Feb2019 | 00:38 | 0.1             | 0.0                | 7322.1            | 0.0              |
| 26Feb2019 | 00:39 | 0.1             | 0.0                | 7322.1            | 0.0              |
| 26Feb2019 | 00:40 | 0.1             | 0.0                | 7322.1            | 0.0              |
| 26Feb2019 | 00:41 | 0.1             | 0.0                | 7322.1            | 0.0              |
| 26Feb2019 | 00:42 | 0.1             | 0.0                | 7322.1            | 0.0              |
| 26Feb2019 | 00:43 | 0.1             | 0.0                | 7322.1            | 0.0              |
| 26Feb2019 | 00:44 | 0.1             | 0.0                | 7322.1            | 0.0              |
| 26Feb2019 | 00:45 | 0.1             | 0.0                | 7322.1            | 0.0              |
| 26Feb2019 | 00:46 | 0.1             | 0.0                | 7322.1            | 0.0              |
| 26Feb2019 | 00:47 | 0.1             | 0.0                | 7322.1            | 0.0              |
| 26Feb2019 | 00:48 | 0.1             | 0.0                | 7322.1            | 0.0              |
| 26Feb2019 | 00:49 | 0.1             | 0.0                | 7322.1            | 0.0              |
| 26Feb2019 | 00:50 | 0.1             | 0.0                | 7322.1            | 0.0              |
| 26Feb2019 | 00:51 | 0.1             | 0.0                | 7322.1            | 0.0              |
| 26Feb2019 | 00:52 | 0.1             | 0.0                | 7322.2            | 0.0              |
| 26Feb2019 | 00:53 | 0.1             | 0.0                | 7322.2            | 0.0              |
| 26Feb2019 | 00:54 | 0.1             | 0.0                | 7322.2            | 0.0              |
| 26Feb2019 | 00:55 | 0.1             | 0.0                | 7322.2            | 0.0              |
| 26Feb2019 | 00:56 | 0.1             | 0.0                | 7322.2            | 0.0              |

| Date      | Time  | Inflow<br>(CFS) | Storage<br>(AC-FT) | Elevation<br>(FT) | Outflow<br>(CFS) |
|-----------|-------|-----------------|--------------------|-------------------|------------------|
| 26Feb2019 | 00:57 | 0.1             | 0.0                | 7322.2            | 0.0              |
| 26Feb2019 | 00:58 | 0.1             | 0.0                | 7322.2            | 0.0              |
| 26Feb2019 | 00:59 | 0.1             | 0.0                | 7322.2            | 0.0              |
| 26Feb2019 | 01:00 | 0.1             | 0.0                | 7322.2            | 0.0              |
| 26Feb2019 | 01:01 | 0.1             | 0.0                | 7322.2            | 0.0              |
| 26Feb2019 | 01:02 | 0.1             | 0.0                | 7322.2            | 0.0              |
| 26Feb2019 | 01:03 | 0.1             | 0.0                | 7322.2            | 0.0              |
| 26Feb2019 | 01:04 | 0.1             | 0.0                | 7322.2            | 0.0              |
| 26Feb2019 | 01:05 | 0.1             | 0.0                | 7322.2            | 0.0              |
| 26Feb2019 | 01:06 | 0.1             | 0.0                | 7322.2            | 0.0              |
| 26Feb2019 | 01:07 | 0.1             | 0.0                | 7322.2            | 0.0              |
| 26Feb2019 | 01:08 | 0.1             | 0.0                | 7322.3            | 0.0              |
| 26Feb2019 | 01:09 | 0.1             | 0.0                | 7322.3            | 0.0              |
| 26Feb2019 | 01:10 | 0.1             | 0.0                | 7322.3            | 0.0              |
| 26Feb2019 | 01:11 | 0.1             | 0.0                | 7322.3            | 0.0              |
| 26Feb2019 | 01:12 | 0.2             | 0.0                | 7322.3            | 0.0              |
| 26Feb2019 | 01:13 | 0.2             | 0.0                | 7322.3            | 0.0              |
| 26Feb2019 | 01:14 | 0.2             | 0.0                | 7322.3            | 0.0              |
| 26Feb2019 | 01:15 | 0.2             | 0.0                | 7322.3            | 0.0              |
| 26Feb2019 | 01:16 | 0.2             | 0.0                | 7322.3            | 0.0              |
| 26Feb2019 | 01:17 | 0.2             | 0.0                | 7322.3            | 0.0              |
| 26Feb2019 | 01:18 | 0.2             | 0.0                | 7322.3            | 0.0              |
| 26Feb2019 | 01:19 | 0.2             | 0.0                | 7322.3            | 0.0              |
| 26Feb2019 | 01:20 | 0.2             | 0.0                | 7322.3            | 0.0              |
| 26Feb2019 | 01:21 | 0.2             | 0.0                | 7322.3            | 0.0              |
| 26Feb2019 | 01:22 | 0.2             | 0.0                | 7322.3            | 0.0              |
| 26Feb2019 | 01:23 | 0.2             | 0.0                | 7322.4            | 0.0              |
| 26Feb2019 | 01:24 | 0.2             | 0.0                | 7322.4            | 0.0              |
| 26Feb2019 | 01:25 | 0.2             | 0.0                | 7322.4            | 0.0              |
| 26Feb2019 | 01:26 | 0.2             | 0.0                | 7322.4            | 0.0              |
| 26Feb2019 | 01:27 | 0.2             | 0.0                | 7322.4            | 0.0              |

| Date      | Time  | Inflow<br>(CFS) | Storage<br>(AC-FT) | Elevation<br>(FT) | Outflow<br>(CFS) |
|-----------|-------|-----------------|--------------------|-------------------|------------------|
| 26Feb2019 | 01:28 | 0.2             | 0.0                | 7322.4            | 0.0              |
| 26Feb2019 | 01:29 | 0.2             | 0.0                | 7322.4            | 0.0              |
| 26Feb2019 | 01:30 | 0.2             | 0.0                | 7322.4            | 0.0              |
| 26Feb2019 | 01:31 | 0.2             | 0.0                | 7322.4            | 0.0              |
| 26Feb2019 | 01:32 | 0.2             | 0.0                | 7322.4            | 0.0              |
| 26Feb2019 | 01:33 | 0.2             | 0.0                | 7322.4            | 0.0              |
| 26Feb2019 | 01:34 | 0.2             | 0.0                | 7322.4            | 0.0              |
| 26Feb2019 | 01:35 | 0.2             | 0.0                | 7322.4            | 0.0              |
| 26Feb2019 | 01:36 | 0.2             | 0.0                | 7322.4            | 0.0              |
| 26Feb2019 | 01:37 | 0.2             | 0.0                | 7322.4            | 0.0              |
| 26Feb2019 | 01:38 | 0.2             | 0.0                | 7322.4            | 0.0              |
| 26Feb2019 | 01:39 | 0.2             | 0.0                | 7322.5            | 0.0              |
| 26Feb2019 | 01:40 | 0.2             | 0.0                | 7322.5            | 0.0              |
| 26Feb2019 | 01:41 | 0.2             | 0.0                | 7322.5            | 0.0              |
| 26Feb2019 | 01:42 | 0.2             | 0.0                | 7322.5            | 0.0              |
| 26Feb2019 | 01:43 | 0.2             | 0.0                | 7322.5            | 0.0              |
| 26Feb2019 | 01:44 | 0.2             | 0.0                | 7322.5            | 0.0              |
| 26Feb2019 | 01:45 | 0.2             | 0.0                | 7322.5            | 0.0              |
| 26Feb2019 | 01:46 | 0.2             | 0.0                | 7322.5            | 0.0              |
| 26Feb2019 | 01:47 | 0.2             | 0.0                | 7322.5            | 0.0              |
| 26Feb2019 | 01:48 | 0.2             | 0.0                | 7322.5            | 0.0              |
| 26Feb2019 | 01:49 | 0.2             | 0.0                | 7322.5            | 0.0              |
| 26Feb2019 | 01:50 | 0.2             | 0.0                | 7322.5            | 0.0              |
| 26Feb2019 | 01:51 | 0.2             | 0.0                | 7322.5            | 0.0              |
| 26Feb2019 | 01:52 | 0.2             | 0.0                | 7322.5            | 0.0              |
| 26Feb2019 | 01:53 | 0.2             | 0.0                | 7322.5            | 0.0              |
| 26Feb2019 | 01:54 | 0.2             | 0.0                | 7322.5            | 0.0              |
| 26Feb2019 | 01:55 | 0.2             | 0.0                | 7322.6            | 0.0              |
| 26Feb2019 | 01:56 | 0.2             | 0.0                | 7322.6            | 0.0              |
| 26Feb2019 | 01:57 | 0.2             | 0.0                | 7322.6            | 0.0              |
| 26Feb2019 | 01:58 | 0.2             | 0.0                | 7322.6            | 0.0              |

| Date      | Time  | Inflow<br>(CFS) | Storage<br>(AC-FT) | Elevation<br>(FT) | Outflow<br>(CFS) |
|-----------|-------|-----------------|--------------------|-------------------|------------------|
| 26Feb2019 | 01:59 | 0.2             | 0.0                | 7322.6            | 0.0              |
| 26Feb2019 | 02:00 | 0.2             | 0.0                | 7322.6            | 0.0              |
| 26Feb2019 | 02:01 | 0.2             | 0.0                | 7322.6            | 0.0              |
| 26Feb2019 | 02:02 | 0.2             | 0.0                | 7322.6            | 0.0              |
| 26Feb2019 | 02:03 | 0.2             | 0.0                | 7322.6            | 0.0              |
| 26Feb2019 | 02:04 | 0.2             | 0.0                | 7322.6            | 0.0              |
| 26Feb2019 | 02:05 | 0.2             | 0.0                | 7322.6            | 0.0              |
| 26Feb2019 | 02:06 | 0.2             | 0.0                | 7322.6            | 0.0              |
| 26Feb2019 | 02:07 | 0.2             | 0.0                | 7322.6            | 0.0              |
| 26Feb2019 | 02:08 | 0.2             | 0.0                | 7322.6            | 0.0              |
| 26Feb2019 | 02:09 | 0.2             | 0.0                | 7322.6            | 0.0              |
| 26Feb2019 | 02:10 | 0.2             | 0.0                | 7322.7            | 0.0              |
| 26Feb2019 | 02:11 | 0.2             | 0.0                | 7322.7            | 0.0              |
| 26Feb2019 | 02:12 | 0.2             | 0.0                | 7322.7            | 0.0              |
| 26Feb2019 | 02:13 | 0.2             | 0.0                | 7322.7            | 0.0              |
| 26Feb2019 | 02:14 | 0.2             | 0.0                | 7322.7            | 0.0              |
| 26Feb2019 | 02:15 | 0.2             | 0.0                | 7322.7            | 0.0              |
| 26Feb2019 | 02:16 | 0.2             | 0.0                | 7322.7            | 0.0              |
| 26Feb2019 | 02:17 | 0.2             | 0.0                | 7322.7            | 0.0              |
| 26Feb2019 | 02:18 | 0.2             | 0.0                | 7322.7            | 0.0              |
| 26Feb2019 | 02:19 | 0.2             | 0.0                | 7322.7            | 0.0              |
| 26Feb2019 | 02:20 | 0.2             | 0.0                | 7322.7            | 0.0              |
| 26Feb2019 | 02:21 | 0.2             | 0.0                | 7322.7            | 0.0              |
| 26Feb2019 | 02:22 | 0.2             | 0.0                | 7322.7            | 0.0              |
| 26Feb2019 | 02:23 | 0.2             | 0.0                | 7322.7            | 0.0              |
| 26Feb2019 | 02:24 | 0.2             | 0.0                | 7322.7            | 0.0              |
| 26Feb2019 | 02:25 | 0.2             | 0.0                | 7322.7            | 0.0              |
| 26Feb2019 | 02:26 | 0.2             | 0.0                | 7322.8            | 0.0              |
| 26Feb2019 | 02:27 | 0.2             | 0.0                | 7322.8            | 0.0              |
| 26Feb2019 | 02:28 | 0.2             | 0.0                | 7322.8            | 0.0              |
| 26Feb2019 | 02:29 | 0.2             | 0.0                | 7322.8            | 0.0              |

| Date      | Time  | Inflow<br>(CFS) | Storage<br>(AC-FT) | Elevation<br>(FT) | Outflow<br>(CFS) |
|-----------|-------|-----------------|--------------------|-------------------|------------------|
| 26Feb2019 | 02:30 | 0.2             | 0.0                | 7322.8            | 0.0              |
| 26Feb2019 | 02:31 | 0.2             | 0.0                | 7322.8            | 0.0              |
| 26Feb2019 | 02:32 | 0.2             | 0.0                | 7322.8            | 0.0              |
| 26Feb2019 | 02:33 | 0.2             | 0.0                | 7322.8            | 0.0              |
| 26Feb2019 | 02:34 | 0.2             | 0.0                | 7322.8            | 0.0              |
| 26Feb2019 | 02:35 | 0.2             | 0.0                | 7322.8            | 0.0              |
| 26Feb2019 | 02:36 | 0.2             | 0.0                | 7322.8            | 0.0              |
| 26Feb2019 | 02:37 | 0.2             | 0.0                | 7322.8            | 0.0              |
| 26Feb2019 | 02:38 | 0.2             | 0.0                | 7322.8            | 0.0              |
| 26Feb2019 | 02:39 | 0.2             | 0.0                | 7322.8            | 0.0              |
| 26Feb2019 | 02:40 | 0.2             | 0.0                | 7322.8            | 0.0              |
| 26Feb2019 | 02:41 | 0.2             | 0.0                | 7322.8            | 0.0              |
| 26Feb2019 | 02:42 | 0.2             | 0.0                | 7322.9            | 0.0              |
| 26Feb2019 | 02:43 | 0.2             | 0.0                | 7322.9            | 0.0              |
| 26Feb2019 | 02:44 | 0.2             | 0.0                | 7322.9            | 0.0              |
| 26Feb2019 | 02:45 | 0.2             | 0.0                | 7322.9            | 0.0              |
| 26Feb2019 | 02:46 | 0.2             | 0.0                | 7322.9            | 0.0              |
| 26Feb2019 | 02:47 | 0.2             | 0.0                | 7322.9            | 0.0              |
| 26Feb2019 | 02:48 | 0.2             | 0.0                | 7322.9            | 0.0              |
| 26Feb2019 | 02:49 | 0.2             | 0.0                | 7322.9            | 0.0              |
| 26Feb2019 | 02:50 | 0.2             | 0.0                | 7322.9            | 0.0              |
| 26Feb2019 | 02:51 | 0.2             | 0.0                | 7322.9            | 0.0              |
| 26Feb2019 | 02:52 | 0.2             | 0.0                | 7322.9            | 0.0              |
| 26Feb2019 | 02:53 | 0.2             | 0.0                | 7322.9            | 0.0              |
| 26Feb2019 | 02:54 | 0.2             | 0.0                | 7322.9            | 0.0              |
| 26Feb2019 | 02:55 | 0.2             | 0.0                | 7322.9            | 0.0              |
| 26Feb2019 | 02:56 | 0.2             | 0.0                | 7322.9            | 0.0              |
| 26Feb2019 | 02:57 | 0.2             | 0.0                | 7322.9            | 0.0              |
| 26Feb2019 | 02:58 | 0.2             | 0.0                | 7323.0            | 0.0              |
| 26Feb2019 | 02:59 | 0.2             | 0.0                | 7323.0            | 0.0              |
| 26Feb2019 | 03:00 | 0.2             | 0.0                | 7323.0            | 0.0              |



| Date      | Time  | Inflow<br>(CFS) | Storage<br>(AC-FT) | Elevation<br>(FT) | Outflow<br>(CFS) |
|-----------|-------|-----------------|--------------------|-------------------|------------------|
| 26Feb2019 | 03:01 | 0.2             | 0.0                | 7323.0            | 0.0              |
| 26Feb2019 | 03:02 | 0.2             | 0.0                | 7323.0            | 0.0              |
| 26Feb2019 | 03:03 | 0.2             | 0.0                | 7323.0            | 0.0              |
| 26Feb2019 | 03:04 | 0.2             | 0.0                | 7323.0            | 0.0              |
| 26Feb2019 | 03:05 | 0.2             | 0.0                | 7323.0            | 0.0              |
| 26Feb2019 | 03:06 | 0.2             | 0.0                | 7323.0            | 0.0              |
| 26Feb2019 | 03:07 | 0.2             | 0.0                | 7323.0            | 0.0              |
| 26Feb2019 | 03:08 | 0.2             | 0.0                | 7323.0            | 0.0              |
| 26Feb2019 | 03:09 | 0.2             | 0.0                | 7323.0            | 0.0              |
| 26Feb2019 | 03:10 | 0.2             | 0.0                | 7323.0            | 0.0              |
| 26Feb2019 | 03:11 | 0.2             | 0.0                | 7323.0            | 0.0              |
| 26Feb2019 | 03:12 | 0.2             | 0.0                | 7323.0            | 0.0              |
| 26Feb2019 | 03:13 | 0.2             | 0.0                | 7323.0            | 0.0              |
| 26Feb2019 | 03:14 | 0.2             | 0.0                | 7323.0            | 0.0              |
| 26Feb2019 | 03:15 | 0.2             | 0.0                | 7323.0            | 0.0              |
| 26Feb2019 | 03:16 | 0.2             | 0.0                | 7323.0            | 0.0              |
| 26Feb2019 | 03:17 | 0.2             | 0.0                | 7323.0            | 0.0              |
| 26Feb2019 | 03:18 | 0.2             | 0.0                | 7323.0            | 0.0              |
| 26Feb2019 | 03:19 | 0.2             | 0.0                | 7323.0            | 0.0              |
| 26Feb2019 | 03:20 | 0.2             | 0.0                | 7323.0            | 0.0              |
| 26Feb2019 | 03:21 | 0.2             | 0.0                | 7323.0            | 0.0              |
| 26Feb2019 | 03:22 | 0.2             | 0.0                | 7323.0            | 0.0              |
| 26Feb2019 | 03:23 | 0.2             | 0.0                | 7323.0            | 0.0              |
| 26Feb2019 | 03:24 | 0.2             | 0.0                | 7323.0            | 0.0              |
| 26Feb2019 | 03:25 | 0.2             | 0.0                | 7323.0            | 0.0              |
| 26Feb2019 | 03:26 | 0.2             | 0.0                | 7323.0            | 0.0              |
| 26Feb2019 | 03:27 | 0.2             | 0.0                | 7323.0            | 0.0              |
| 26Feb2019 | 03:28 | 0.2             | 0.0                | 7323.0            | 0.0              |
| 26Feb2019 | 03:29 | 0.2             | 0.0                | 7323.0            | 0.0              |
| 26Feb2019 | 03:30 | 0.2             | 0.0                | 7323.0            | 0.0              |
| 26Feb2019 | 03:31 | 0.2             | 0.0                | 7323.0            | 0.0              |

| Date      | Time  | Inflow<br>(CFS) | Storage<br>(AC-FT) | Elevation<br>(FT) | Outflow<br>(CFS) |
|-----------|-------|-----------------|--------------------|-------------------|------------------|
| 26Feb2019 | 03:32 | 0.2             | 0.0                | 7323.0            | 0.0              |
| 26Feb2019 | 03:33 | 0.2             | 0.0                | 7323.0            | 0.0              |
| 26Feb2019 | 03:34 | 0.2             | 0.0                | 7323.0            | 0.0              |
| 26Feb2019 | 03:35 | 0.2             | 0.0                | 7323.0            | 0.0              |
| 26Feb2019 | 03:36 | 0.2             | 0.0                | 7323.0            | 0.0              |
| 26Feb2019 | 03:37 | 0.2             | 0.0                | 7323.0            | 0.0              |
| 26Feb2019 | 03:38 | 0.2             | 0.0                | 7323.0            | 0.0              |
| 26Feb2019 | 03:39 | 0.2             | 0.0                | 7323.0            | 0.0              |
| 26Feb2019 | 03:40 | 0.2             | 0.0                | 7323.0            | 0.0              |
| 26Feb2019 | 03:41 | 0.2             | 0.0                | 7323.0            | 0.0              |
| 26Feb2019 | 03:42 | 0.2             | 0.0                | 7323.0            | 0.0              |
| 26Feb2019 | 03:43 | 0.2             | 0.0                | 7323.1            | 0.0              |
| 26Feb2019 | 03:44 | 0.2             | 0.0                | 7323.1            | 0.0              |
| 26Feb2019 | 03:45 | 0.2             | 0.0                | 7323.1            | 0.0              |
| 26Feb2019 | 03:46 | 0.2             | 0.0                | 7323.1            | 0.0              |
| 26Feb2019 | 03:47 | 0.2             | 0.0                | 7323.1            | 0.0              |
| 26Feb2019 | 03:48 | 0.2             | 0.0                | 7323.1            | 0.0              |
| 26Feb2019 | 03:49 | 0.2             | 0.0                | 7323.1            | 0.0              |
| 26Feb2019 | 03:50 | 0.2             | 0.0                | 7323.1            | 0.0              |
| 26Feb2019 | 03:51 | 0.2             | 0.0                | 7323.1            | 0.0              |
| 26Feb2019 | 03:52 | 0.2             | 0.0                | 7323.1            | 0.0              |
| 26Feb2019 | 03:53 | 0.2             | 0.0                | 7323.1            | 0.0              |
| 26Feb2019 | 03:54 | 0.2             | 0.0                | 7323.1            | 0.0              |
| 26Feb2019 | 03:55 | 0.2             | 0.0                | 7323.1            | 0.0              |
| 26Feb2019 | 03:56 | 0.2             | 0.0                | 7323.1            | 0.0              |
| 26Feb2019 | 03:57 | 0.2             | 0.0                | 7323.1            | 0.0              |
| 26Feb2019 | 03:58 | 0.2             | 0.0                | 7323.1            | 0.0              |
| 26Feb2019 | 03:59 | 0.2             | 0.0                | 7323.1            | 0.0              |
| 26Feb2019 | 04:00 | 0.2             | 0.0                | 7323.1            | 0.0              |
| 26Feb2019 | 04:01 | 0.2             | 0.0                | 7323.1            | 0.0              |
| 26Feb2019 | 04:02 | 0.2             | 0.0                | 7323.1            | 0.0              |

| Date      | Time  | Inflow<br>(CFS) | Storage<br>(AC-FT) | Elevation<br>(FT) | Outflow<br>(CFS) |
|-----------|-------|-----------------|--------------------|-------------------|------------------|
| 26Feb2019 | 04:03 | 0.2             | 0.0                | 7323.1            | 0.0              |
| 26Feb2019 | 04:04 | 0.2             | 0.0                | 7323.1            | 0.0              |
| 26Feb2019 | 04:05 | 0.2             | 0.0                | 7323.1            | 0.0              |
| 26Feb2019 | 04:06 | 0.2             | 0.0                | 7323.1            | 0.0              |
| 26Feb2019 | 04:07 | 0.2             | 0.0                | 7323.1            | 0.0              |
| 26Feb2019 | 04:08 | 0.2             | 0.0                | 7323.1            | 0.0              |
| 26Feb2019 | 04:09 | 0.2             | 0.0                | 7323.1            | 0.0              |
| 26Feb2019 | 04:10 | 0.2             | 0.0                | 7323.1            | 0.0              |
| 26Feb2019 | 04:11 | 0.2             | 0.0                | 7323.1            | 0.0              |
| 26Feb2019 | 04:12 | 0.2             | 0.0                | 7323.1            | 0.0              |
| 26Feb2019 | 04:13 | 0.2             | 0.0                | 7323.1            | 0.0              |
| 26Feb2019 | 04:14 | 0.2             | 0.0                | 7323.1            | 0.0              |
| 26Feb2019 | 04:15 | 0.2             | 0.0                | 7323.1            | 0.0              |
| 26Feb2019 | 04:16 | 0.2             | 0.0                | 7323.1            | 0.0              |
| 26Feb2019 | 04:17 | 0.2             | 0.0                | 7323.1            | 0.0              |
| 26Feb2019 | 04:18 | 0.2             | 0.0                | 7323.1            | 0.0              |
| 26Feb2019 | 04:19 | 0.2             | 0.0                | 7323.1            | 0.0              |
| 26Feb2019 | 04:20 | 0.2             | 0.0                | 7323.1            | 0.0              |
| 26Feb2019 | 04:21 | 0.2             | 0.0                | 7323.1            | 0.0              |
| 26Feb2019 | 04:22 | 0.2             | 0.0                | 7323.1            | 0.0              |
| 26Feb2019 | 04:23 | 0.2             | 0.0                | 7323.1            | 0.0              |
| 26Feb2019 | 04:24 | 0.2             | 0.0                | 7323.1            | 0.0              |
| 26Feb2019 | 04:25 | 0.2             | 0.0                | 7323.1            | 0.0              |
| 26Feb2019 | 04:26 | 0.2             | 0.0                | 7323.1            | 0.0              |
| 26Feb2019 | 04:27 | 0.2             | 0.0                | 7323.1            | 0.0              |
| 26Feb2019 | 04:28 | 0.2             | 0.0                | 7323.1            | 0.0              |
| 26Feb2019 | 04:29 | 0.2             | 0.0                | 7323.1            | 0.0              |
| 26Feb2019 | 04:30 | 0.2             | 0.0                | 7323.1            | 0.0              |
| 26Feb2019 | 04:31 | 0.2             | 0.0                | 7323.1            | 0.0              |
| 26Feb2019 | 04:32 | 0.2             | 0.0                | 7323.1            | 0.0              |
| 26Feb2019 | 04:33 | 0.2             | 0.0                | 7323.1            | 0.0              |

| Date      | Time  | Inflow<br>(CFS) | Storage<br>(AC-FT) | Elevation<br>(FT) | Outflow<br>(CFS) |
|-----------|-------|-----------------|--------------------|-------------------|------------------|
| 26Feb2019 | 04:34 | 0.2             | 0.0                | 7323.1            | 0.0              |
| 26Feb2019 | 04:35 | 0.2             | 0.0                | 7323.1            | 0.0              |
| 26Feb2019 | 04:36 | 0.2             | 0.0                | 7323.1            | 0.0              |
| 26Feb2019 | 04:37 | 0.2             | 0.0                | 7323.1            | 0.0              |
| 26Feb2019 | 04:38 | 0.2             | 0.0                | 7323.1            | 0.0              |
| 26Feb2019 | 04:39 | 0.2             | 0.0                | 7323.1            | 0.0              |
| 26Feb2019 | 04:40 | 0.2             | 0.0                | 7323.1            | 0.0              |
| 26Feb2019 | 04:41 | 0.2             | 0.0                | 7323.1            | 0.0              |
| 26Feb2019 | 04:42 | 0.2             | 0.0                | 7323.1            | 0.0              |
| 26Feb2019 | 04:43 | 0.2             | 0.0                | 7323.1            | 0.0              |
| 26Feb2019 | 04:44 | 0.2             | 0.0                | 7323.1            | 0.0              |
| 26Feb2019 | 04:45 | 0.2             | 0.0                | 7323.1            | 0.0              |
| 26Feb2019 | 04:46 | 0.2             | 0.1                | 7323.1            | 0.0              |
| 26Feb2019 | 04:47 | 0.2             | 0.1                | 7323.1            | 0.0              |
| 26Feb2019 | 04:48 | 0.2             | 0.1                | 7323.1            | 0.0              |
| 26Feb2019 | 04:49 | 0.2             | 0.1                | 7323.1            | 0.0              |
| 26Feb2019 | 04:50 | 0.2             | 0.1                | 7323.1            | 0.0              |
| 26Feb2019 | 04:51 | 0.2             | 0.1                | 7323.1            | 0.0              |
| 26Feb2019 | 04:52 | 0.2             | 0.1                | 7323.2            | 0.0              |
| 26Feb2019 | 04:53 | 0.2             | 0.1                | 7323.2            | 0.0              |
| 26Feb2019 | 04:54 | 0.2             | 0.1                | 7323.2            | 0.0              |
| 26Feb2019 | 04:55 | 0.2             | 0.1                | 7323.2            | 0.0              |
| 26Feb2019 | 04:56 | 0.2             | 0.1                | 7323.2            | 0.0              |
| 26Feb2019 | 04:57 | 0.2             | 0.1                | 7323.2            | 0.0              |
| 26Feb2019 | 04:58 | 0.2             | 0.1                | 7323.2            | 0.0              |
| 26Feb2019 | 04:59 | 0.2             | 0.1                | 7323.2            | 0.0              |
| 26Feb2019 | 05:00 | 0.2             | 0.1                | 7323.2            | 0.0              |
| 26Feb2019 | 05:01 | 0.2             | 0.1                | 7323.2            | 0.0              |
| 26Feb2019 | 05:02 | 0.2             | 0.1                | 7323.2            | 0.0              |
| 26Feb2019 | 05:03 | 0.2             | 0.1                | 7323.2            | 0.0              |
| 26Feb2019 | 05:04 | 0.2             | 0.1                | 7323.2            | 0.0              |

| Date      | Time  | Inflow<br>(CFS) | Storage<br>(AC-FT) | Elevation<br>(FT) | Outflow<br>(CFS) |
|-----------|-------|-----------------|--------------------|-------------------|------------------|
| 26Feb2019 | 05:05 | 0.2             | 0.1                | 7323.2            | 0.0              |
| 26Feb2019 | 05:06 | 0.2             | 0.1                | 7323.2            | 0.0              |
| 26Feb2019 | 05:07 | 0.2             | 0.1                | 7323.2            | 0.0              |
| 26Feb2019 | 05:08 | 0.2             | 0.1                | 7323.2            | 0.0              |
| 26Feb2019 | 05:09 | 0.2             | 0.1                | 7323.2            | 0.0              |
| 26Feb2019 | 05:10 | 0.2             | 0.1                | 7323.2            | 0.0              |
| 26Feb2019 | 05:11 | 0.2             | 0.1                | 7323.2            | 0.0              |
| 26Feb2019 | 05:12 | 0.2             | 0.1                | 7323.2            | 0.0              |
| 26Feb2019 | 05:13 | 0.2             | 0.1                | 7323.2            | 0.0              |
| 26Feb2019 | 05:14 | 0.2             | 0.1                | 7323.2            | 0.0              |
| 26Feb2019 | 05:15 | 0.2             | 0.1                | 7323.2            | 0.0              |
| 26Feb2019 | 05:16 | 0.2             | 0.1                | 7323.2            | 0.0              |
| 26Feb2019 | 05:17 | 0.2             | 0.1                | 7323.2            | 0.0              |
| 26Feb2019 | 05:18 | 0.2             | 0.1                | 7323.2            | 0.0              |
| 26Feb2019 | 05:19 | 0.2             | 0.1                | 7323.2            | 0.0              |
| 26Feb2019 | 05:20 | 0.2             | 0.1                | 7323.2            | 0.0              |
| 26Feb2019 | 05:21 | 0.2             | 0.1                | 7323.2            | 0.0              |
| 26Feb2019 | 05:22 | 0.2             | 0.1                | 7323.2            | 0.1              |
| 26Feb2019 | 05:23 | 0.2             | 0.1                | 7323.2            | 0.1              |
| 26Feb2019 | 05:24 | 0.2             | 0.1                | 7323.2            | 0.1              |
| 26Feb2019 | 05:25 | 0.2             | 0.1                | 7323.2            | 0.1              |
| 26Feb2019 | 05:26 | 0.2             | 0.1                | 7323.2            | 0.1              |
| 26Feb2019 | 05:27 | 0.2             | 0.1                | 7323.2            | 0.1              |
| 26Feb2019 | 05:28 | 0.2             | 0.1                | 7323.2            | 0.1              |
| 26Feb2019 | 05:29 | 0.2             | 0.1                | 7323.2            | 0.1              |
| 26Feb2019 | 05:30 | 0.2             | 0.1                | 7323.2            | 0.1              |
| 26Feb2019 | 05:31 | 0.2             | 0.1                | 7323.2            | 0.1              |
| 26Feb2019 | 05:32 | 0.2             | 0.1                | 7323.2            | 0.1              |
| 26Feb2019 | 05:33 | 0.2             | 0.1                | 7323.2            | 0.1              |
| 26Feb2019 | 05:34 | 0.2             | 0.1                | 7323.2            | 0.1              |
| 26Feb2019 | 05:35 | 0.2             | 0.1                | 7323.2            | 0.1              |

| Date      | Time  | Inflow<br>(CFS) | Storage<br>(AC-FT) | Elevation<br>(FT) | Outflow<br>(CFS) |
|-----------|-------|-----------------|--------------------|-------------------|------------------|
| 26Feb2019 | 05:36 | 0.2             | 0.1                | 7323.2            | 0.1              |
| 26Feb2019 | 05:37 | 0.2             | 0.1                | 7323.2            | 0.1              |
| 26Feb2019 | 05:38 | 0.2             | 0.1                | 7323.2            | 0.1              |
| 26Feb2019 | 05:39 | 0.2             | 0.1                | 7323.2            | 0.1              |
| 26Feb2019 | 05:40 | 0.2             | 0.1                | 7323.2            | 0.1              |
| 26Feb2019 | 05:41 | 0.2             | 0.1                | 7323.2            | 0.1              |
| 26Feb2019 | 05:42 | 0.2             | 0.1                | 7323.2            | 0.1              |
| 26Feb2019 | 05:43 | 0.2             | 0.1                | 7323.2            | 0.1              |
| 26Feb2019 | 05:44 | 0.2             | 0.1                | 7323.2            | 0.1              |
| 26Feb2019 | 05:45 | 0.2             | 0.1                | 7323.2            | 0.1              |
| 26Feb2019 | 05:46 | 0.2             | 0.1                | 7323.2            | 0.1              |
| 26Feb2019 | 05:47 | 0.2             | 0.1                | 7323.2            | 0.1              |
| 26Feb2019 | 05:48 | 0.2             | 0.1                | 7323.2            | 0.1              |
| 26Feb2019 | 05:49 | 0.2             | 0.1                | 7323.2            | 0.1              |
| 26Feb2019 | 05:50 | 0.2             | 0.1                | 7323.2            | 0.1              |
| 26Feb2019 | 05:51 | 0.2             | 0.1                | 7323.3            | 0.1              |
| 26Feb2019 | 05:52 | 0.2             | 0.1                | 7323.3            | 0.1              |
| 26Feb2019 | 05:53 | 0.2             | 0.1                | 7323.3            | 0.1              |
| 26Feb2019 | 05:54 | 0.2             | 0.1                | 7323.3            | 0.1              |
| 26Feb2019 | 05:55 | 0.2             | 0.1                | 7323.3            | 0.1              |
| 26Feb2019 | 05:56 | 0.2             | 0.1                | 7323.3            | 0.1              |
| 26Feb2019 | 05:57 | 0.2             | 0.1                | 7323.3            | 0.1              |
| 26Feb2019 | 05:58 | 0.2             | 0.1                | 7323.3            | 0.1              |
| 26Feb2019 | 05:59 | 0.2             | 0.1                | 7323.3            | 0.1              |
| 26Feb2019 | 06:00 | 0.2             | 0.1                | 7323.3            | 0.1              |
| 26Feb2019 | 06:01 | 0.2             | 0.1                | 7323.3            | 0.1              |
| 26Feb2019 | 06:02 | 0.2             | 0.1                | 7323.3            | 0.1              |
| 26Feb2019 | 06:03 | 0.2             | 0.1                | 7323.3            | 0.1              |
| 26Feb2019 | 06:04 | 0.2             | 0.1                | 7323.3            | 0.1              |
| 26Feb2019 | 06:05 | 0.2             | 0.1                | 7323.3            | 0.1              |
| 26Feb2019 | 06:06 | 0.2             | 0.1                | 7323.3            | 0.1              |

| Date      | Time  | Inflow<br>(CFS) | Storage<br>(AC-FT) | Elevation<br>(FT) | Outflow<br>(CFS) |
|-----------|-------|-----------------|--------------------|-------------------|------------------|
| 26Feb2019 | 06:07 | 0.2             | 0.1                | 7323.3            | 0.1              |
| 26Feb2019 | 06:08 | 0.2             | 0.1                | 7323.3            | 0.1              |
| 26Feb2019 | 06:09 | 0.2             | 0.1                | 7323.3            | 0.1              |
| 26Feb2019 | 06:10 | 0.2             | 0.1                | 7323.3            | 0.1              |
| 26Feb2019 | 06:11 | 0.2             | 0.1                | 7323.3            | 0.1              |
| 26Feb2019 | 06:12 | 0.2             | 0.1                | 7323.3            | 0.1              |
| 26Feb2019 | 06:13 | 0.2             | 0.1                | 7323.3            | 0.1              |
| 26Feb2019 | 06:14 | 0.2             | 0.1                | 7323.3            | 0.1              |
| 26Feb2019 | 06:15 | 0.2             | 0.1                | 7323.3            | 0.1              |
| 26Feb2019 | 06:16 | 0.2             | 0.1                | 7323.3            | 0.1              |
| 26Feb2019 | 06:17 | 0.2             | 0.1                | 7323.3            | 0.1              |
| 26Feb2019 | 06:18 | 0.2             | 0.1                | 7323.3            | 0.1              |
| 26Feb2019 | 06:19 | 0.2             | 0.1                | 7323.3            | 0.1              |
| 26Feb2019 | 06:20 | 0.2             | 0.1                | 7323.3            | 0.1              |
| 26Feb2019 | 06:21 | 0.2             | 0.1                | 7323.3            | 0.1              |
| 26Feb2019 | 06:22 | 0.3             | 0.1                | 7323.3            | 0.1              |
| 26Feb2019 | 06:23 | 0.3             | 0.1                | 7323.3            | 0.1              |
| 26Feb2019 | 06:24 | 0.3             | 0.1                | 7323.3            | 0.1              |
| 26Feb2019 | 06:25 | 0.3             | 0.1                | 7323.3            | 0.1              |
| 26Feb2019 | 06:26 | 0.3             | 0.1                | 7323.3            | 0.1              |
| 26Feb2019 | 06:27 | 0.3             | 0.1                | 7323.3            | 0.1              |
| 26Feb2019 | 06:28 | 0.3             | 0.1                | 7323.3            | 0.1              |
| 26Feb2019 | 06:29 | 0.3             | 0.1                | 7323.3            | 0.1              |
| 26Feb2019 | 06:30 | 0.3             | 0.1                | 7323.3            | 0.1              |
| 26Feb2019 | 06:31 | 0.3             | 0.1                | 7323.3            | 0.1              |
| 26Feb2019 | 06:32 | 0.3             | 0.1                | 7323.3            | 0.1              |
| 26Feb2019 | 06:33 | 0.3             | 0.1                | 7323.3            | 0.1              |
| 26Feb2019 | 06:34 | 0.3             | 0.1                | 7323.3            | 0.1              |
| 26Feb2019 | 06:35 | 0.3             | 0.1                | 7323.3            | 0.1              |
| 26Feb2019 | 06:36 | 0.3             | 0.1                | 7323.3            | 0.1              |
| 26Feb2019 | 06:37 | 0.3             | 0.1                | 7323.3            | 0.1              |

| Date      | Time  | Inflow<br>(CFS) | Storage<br>(AC-FT) | Elevation<br>(FT) | Outflow<br>(CFS) |
|-----------|-------|-----------------|--------------------|-------------------|------------------|
| 26Feb2019 | 06:38 | 0.3             | 0.1                | 7323.3            | 0.1              |
| 26Feb2019 | 06:39 | 0.3             | 0.1                | 7323.3            | 0.1              |
| 26Feb2019 | 06:40 | 0.3             | 0.1                | 7323.3            | 0.1              |
| 26Feb2019 | 06:41 | 0.3             | 0.1                | 7323.3            | 0.1              |
| 26Feb2019 | 06:42 | 0.3             | 0.1                | 7323.3            | 0.1              |
| 26Feb2019 | 06:43 | 0.3             | 0.1                | 7323.3            | 0.1              |
| 26Feb2019 | 06:44 | 0.3             | 0.1                | 7323.3            | 0.1              |
| 26Feb2019 | 06:45 | 0.3             | 0.1                | 7323.4            | 0.1              |
| 26Feb2019 | 06:46 | 0.3             | 0.1                | 7323.4            | 0.1              |
| 26Feb2019 | 06:47 | 0.3             | 0.1                | 7323.4            | 0.1              |
| 26Feb2019 | 06:48 | 0.3             | 0.1                | 7323.4            | 0.1              |
| 26Feb2019 | 06:49 | 0.3             | 0.1                | 7323.4            | 0.1              |
| 26Feb2019 | 06:50 | 0.3             | 0.1                | 7323.4            | 0.1              |
| 26Feb2019 | 06:51 | 0.3             | 0.1                | 7323.4            | 0.1              |
| 26Feb2019 | 06:52 | 0.3             | 0.1                | 7323.4            | 0.1              |
| 26Feb2019 | 06:53 | 0.3             | 0.1                | 7323.4            | 0.1              |
| 26Feb2019 | 06:54 | 0.3             | 0.1                | 7323.4            | 0.1              |
| 26Feb2019 | 06:55 | 0.3             | 0.1                | 7323.4            | 0.1              |
| 26Feb2019 | 06:56 | 0.3             | 0.1                | 7323.4            | 0.1              |
| 26Feb2019 | 06:57 | 0.3             | 0.1                | 7323.4            | 0.1              |
| 26Feb2019 | 06:58 | 0.3             | 0.1                | 7323.4            | 0.1              |
| 26Feb2019 | 06:59 | 0.3             | 0.1                | 7323.4            | 0.1              |
| 26Feb2019 | 07:00 | 0.3             | 0.1                | 7323.4            | 0.1              |
| 26Feb2019 | 07:01 | 0.3             | 0.1                | 7323.4            | 0.1              |
| 26Feb2019 | 07:02 | 0.3             | 0.1                | 7323.4            | 0.1              |
| 26Feb2019 | 07:03 | 0.3             | 0.1                | 7323.4            | 0.1              |
| 26Feb2019 | 07:04 | 0.3             | 0.1                | 7323.4            | 0.1              |
| 26Feb2019 | 07:05 | 0.3             | 0.1                | 7323.4            | 0.1              |
| 26Feb2019 | 07:06 | 0.3             | 0.1                | 7323.4            | 0.1              |
| 26Feb2019 | 07:07 | 0.3             | 0.1                | 7323.4            | 0.1              |
| 26Feb2019 | 07:08 | 0.3             | 0.1                | 7323.4            | 0.1              |



| Date      | Time  | Inflow<br>(CFS) | Storage<br>(AC-FT) | Elevation<br>(FT) | Outflow<br>(CFS) |
|-----------|-------|-----------------|--------------------|-------------------|------------------|
| 26Feb2019 | 07:09 | 0.3             | 0.1                | 7323.4            | 0.1              |
| 26Feb2019 | 07:10 | 0.3             | 0.1                | 7323.4            | 0.1              |
| 26Feb2019 | 07:11 | 0.3             | 0.1                | 7323.4            | 0.1              |
| 26Feb2019 | 07:12 | 0.3             | 0.1                | 7323.4            | 0.1              |
| 26Feb2019 | 07:13 | 0.3             | 0.1                | 7323.4            | 0.1              |
| 26Feb2019 | 07:14 | 0.3             | 0.1                | 7323.4            | 0.1              |
| 26Feb2019 | 07:15 | 0.3             | 0.1                | 7323.4            | 0.1              |
| 26Feb2019 | 07:16 | 0.3             | 0.1                | 7323.4            | 0.1              |
| 26Feb2019 | 07:17 | 0.3             | 0.1                | 7323.4            | 0.1              |
| 26Feb2019 | 07:18 | 0.3             | 0.1                | 7323.4            | 0.1              |
| 26Feb2019 | 07:19 | 0.3             | 0.1                | 7323.4            | 0.1              |
| 26Feb2019 | 07:20 | 0.3             | 0.1                | 7323.4            | 0.1              |
| 26Feb2019 | 07:21 | 0.3             | 0.1                | 7323.4            | 0.1              |
| 26Feb2019 | 07:22 | 0.3             | 0.1                | 7323.4            | 0.1              |
| 26Feb2019 | 07:23 | 0.3             | 0.1                | 7323.4            | 0.1              |
| 26Feb2019 | 07:24 | 0.3             | 0.1                | 7323.4            | 0.1              |
| 26Feb2019 | 07:25 | 0.3             | 0.1                | 7323.4            | 0.1              |
| 26Feb2019 | 07:26 | 0.3             | 0.1                | 7323.4            | 0.1              |
| 26Feb2019 | 07:27 | 0.3             | 0.1                | 7323.4            | 0.1              |
| 26Feb2019 | 07:28 | 0.3             | 0.1                | 7323.4            | 0.1              |
| 26Feb2019 | 07:29 | 0.3             | 0.1                | 7323.4            | 0.1              |
| 26Feb2019 | 07:30 | 0.3             | 0.1                | 7323.4            | 0.1              |
| 26Feb2019 | 07:31 | 0.3             | 0.1                | 7323.4            | 0.1              |
| 26Feb2019 | 07:32 | 0.3             | 0.1                | 7323.4            | 0.1              |
| 26Feb2019 | 07:33 | 0.3             | 0.1                | 7323.5            | 0.1              |
| 26Feb2019 | 07:34 | 0.3             | 0.1                | 7323.5            | 0.1              |
| 26Feb2019 | 07:35 | 0.3             | 0.1                | 7323.5            | 0.1              |
| 26Feb2019 | 07:36 | 0.3             | 0.1                | 7323.5            | 0.1              |
| 26Feb2019 | 07:37 | 0.3             | 0.1                | 7323.5            | 0.1              |
| 26Feb2019 | 07:38 | 0.3             | 0.1                | 7323.5            | 0.1              |
| 26Feb2019 | 07:39 | 0.3             | 0.1                | 7323.5            | 0.1              |

| Date      | Time  | Inflow<br>(CFS) | Storage<br>(AC-FT) | Elevation<br>(FT) | Outflow<br>(CFS) |
|-----------|-------|-----------------|--------------------|-------------------|------------------|
| 26Feb2019 | 07:40 | 0.3             | 0.1                | 7323.5            | 0.1              |
| 26Feb2019 | 07:41 | 0.3             | 0.1                | 7323.5            | 0.1              |
| 26Feb2019 | 07:42 | 0.3             | 0.1                | 7323.5            | 0.1              |
| 26Feb2019 | 07:43 | 0.3             | 0.1                | 7323.5            | 0.1              |
| 26Feb2019 | 07:44 | 0.3             | 0.1                | 7323.5            | 0.1              |
| 26Feb2019 | 07:45 | 0.3             | 0.1                | 7323.5            | 0.1              |
| 26Feb2019 | 07:46 | 0.3             | 0.1                | 7323.5            | 0.1              |
| 26Feb2019 | 07:47 | 0.3             | 0.1                | 7323.5            | 0.1              |
| 26Feb2019 | 07:48 | 0.3             | 0.1                | 7323.5            | 0.1              |
| 26Feb2019 | 07:49 | 0.3             | 0.1                | 7323.5            | 0.1              |
| 26Feb2019 | 07:50 | 0.3             | 0.1                | 7323.5            | 0.1              |
| 26Feb2019 | 07:51 | 0.3             | 0.1                | 7323.5            | 0.1              |
| 26Feb2019 | 07:52 | 0.3             | 0.1                | 7323.5            | 0.1              |
| 26Feb2019 | 07:53 | 0.3             | 0.1                | 7323.5            | 0.1              |
| 26Feb2019 | 07:54 | 0.3             | 0.1                | 7323.5            | 0.1              |
| 26Feb2019 | 07:55 | 0.3             | 0.1                | 7323.5            | 0.1              |
| 26Feb2019 | 07:56 | 0.3             | 0.1                | 7323.5            | 0.1              |
| 26Feb2019 | 07:57 | 0.3             | 0.1                | 7323.5            | 0.1              |
| 26Feb2019 | 07:58 | 0.3             | 0.1                | 7323.5            | 0.1              |
| 26Feb2019 | 07:59 | 0.3             | 0.1                | 7323.5            | 0.1              |
| 26Feb2019 | 08:00 | 0.3             | 0.1                | 7323.5            | 0.1              |
| 26Feb2019 | 08:01 | 0.3             | 0.1                | 7323.5            | 0.1              |
| 26Feb2019 | 08:02 | 0.3             | 0.1                | 7323.5            | 0.1              |
| 26Feb2019 | 08:03 | 0.3             | 0.1                | 7323.5            | 0.1              |
| 26Feb2019 | 08:04 | 0.3             | 0.1                | 7323.5            | 0.1              |
| 26Feb2019 | 08:05 | 0.3             | 0.1                | 7323.5            | 0.1              |
| 26Feb2019 | 08:06 | 0.3             | 0.1                | 7323.5            | 0.1              |
| 26Feb2019 | 08:07 | 0.3             | 0.1                | 7323.5            | 0.1              |
| 26Feb2019 | 08:08 | 0.3             | 0.1                | 7323.5            | 0.1              |
| 26Feb2019 | 08:09 | 0.3             | 0.1                | 7323.5            | 0.1              |
| 26Feb2019 | 08:10 | 0.3             | 0.1                | 7323.5            | 0.1              |

| Date      | Time  | Inflow<br>(CFS) | Storage<br>(AC-FT) | Elevation<br>(FT) | Outflow<br>(CFS) |
|-----------|-------|-----------------|--------------------|-------------------|------------------|
| 26Feb2019 | 08:11 | 0.3             | 0.1                | 7323.5            | 0.1              |
| 26Feb2019 | 08:12 | 0.3             | 0.1                | 7323.5            | 0.1              |
| 26Feb2019 | 08:13 | 0.3             | 0.1                | 7323.5            | 0.1              |
| 26Feb2019 | 08:14 | 0.3             | 0.1                | 7323.5            | 0.1              |
| 26Feb2019 | 08:15 | 0.3             | 0.1                | 7323.5            | 0.1              |
| 26Feb2019 | 08:16 | 0.3             | 0.1                | 7323.5            | 0.1              |
| 26Feb2019 | 08:17 | 0.3             | 0.1                | 7323.5            | 0.1              |
| 26Feb2019 | 08:18 | 0.3             | 0.1                | 7323.6            | 0.1              |
| 26Feb2019 | 08:19 | 0.3             | 0.1                | 7323.6            | 0.1              |
| 26Feb2019 | 08:20 | 0.3             | 0.1                | 7323.6            | 0.1              |
| 26Feb2019 | 08:21 | 0.3             | 0.1                | 7323.6            | 0.1              |
| 26Feb2019 | 08:22 | 0.3             | 0.1                | 7323.6            | 0.1              |
| 26Feb2019 | 08:23 | 0.3             | 0.1                | 7323.6            | 0.1              |
| 26Feb2019 | 08:24 | 0.3             | 0.1                | 7323.6            | 0.1              |
| 26Feb2019 | 08:25 | 0.3             | 0.1                | 7323.6            | 0.1              |
| 26Feb2019 | 08:26 | 0.3             | 0.1                | 7323.6            | 0.1              |
| 26Feb2019 | 08:27 | 0.3             | 0.1                | 7323.6            | 0.1              |
| 26Feb2019 | 08:28 | 0.3             | 0.1                | 7323.6            | 0.1              |
| 26Feb2019 | 08:29 | 0.3             | 0.1                | 7323.6            | 0.1              |
| 26Feb2019 | 08:30 | 0.3             | 0.1                | 7323.6            | 0.1              |
| 26Feb2019 | 08:31 | 0.3             | 0.1                | 7323.6            | 0.1              |
| 26Feb2019 | 08:32 | 0.3             | 0.1                | 7323.6            | 0.1              |
| 26Feb2019 | 08:33 | 0.3             | 0.1                | 7323.6            | 0.1              |
| 26Feb2019 | 08:34 | 0.3             | 0.1                | 7323.6            | 0.1              |
| 26Feb2019 | 08:35 | 0.3             | 0.1                | 7323.6            | 0.1              |
| 26Feb2019 | 08:36 | 0.3             | 0.1                | 7323.6            | 0.1              |
| 26Feb2019 | 08:37 | 0.3             | 0.1                | 7323.6            | 0.1              |
| 26Feb2019 | 08:38 | 0.3             | 0.1                | 7323.6            | 0.1              |
| 26Feb2019 | 08:39 | 0.4             | 0.1                | 7323.6            | 0.1              |
| 26Feb2019 | 08:40 | 0.4             | 0.1                | 7323.6            | 0.1              |
| 26Feb2019 | 08:41 | 0.4             | 0.1                | 7323.6            | 0.1              |

| Date      | Time  | Inflow<br>(CFS) | Storage<br>(AC-FT) | Elevation<br>(FT) | Outflow<br>(CFS) |
|-----------|-------|-----------------|--------------------|-------------------|------------------|
| 26Feb2019 | 08:42 | 0.4             | 0.1                | 7323.6            | 0.1              |
| 26Feb2019 | 08:43 | 0.4             | 0.1                | 7323.6            | 0.1              |
| 26Feb2019 | 08:44 | 0.4             | 0.1                | 7323.6            | 0.1              |
| 26Feb2019 | 08:45 | 0.4             | 0.1                | 7323.6            | 0.1              |
| 26Feb2019 | 08:46 | 0.4             | 0.1                | 7323.6            | 0.1              |
| 26Feb2019 | 08:47 | 0.4             | 0.1                | 7323.6            | 0.1              |
| 26Feb2019 | 08:48 | 0.4             | 0.1                | 7323.6            | 0.1              |
| 26Feb2019 | 08:49 | 0.4             | 0.1                | 7323.6            | 0.1              |
| 26Feb2019 | 08:50 | 0.4             | 0.1                | 7323.6            | 0.1              |
| 26Feb2019 | 08:51 | 0.4             | 0.1                | 7323.6            | 0.1              |
| 26Feb2019 | 08:52 | 0.4             | 0.1                | 7323.6            | 0.1              |
| 26Feb2019 | 08:53 | 0.4             | 0.1                | 7323.6            | 0.1              |
| 26Feb2019 | 08:54 | 0.4             | 0.1                | 7323.6            | 0.1              |
| 26Feb2019 | 08:55 | 0.4             | 0.1                | 7323.7            | 0.1              |
| 26Feb2019 | 08:56 | 0.4             | 0.1                | 7323.7            | 0.1              |
| 26Feb2019 | 08:57 | 0.4             | 0.1                | 7323.7            | 0.1              |
| 26Feb2019 | 08:58 | 0.4             | 0.1                | 7323.7            | 0.1              |
| 26Feb2019 | 08:59 | 0.4             | 0.1                | 7323.7            | 0.1              |
| 26Feb2019 | 09:00 | 0.4             | 0.1                | 7323.7            | 0.1              |
| 26Feb2019 | 09:01 | 0.4             | 0.1                | 7323.7            | 0.1              |
| 26Feb2019 | 09:02 | 0.4             | 0.1                | 7323.7            | 0.1              |
| 26Feb2019 | 09:03 | 0.4             | 0.1                | 7323.7            | 0.1              |
| 26Feb2019 | 09:04 | 0.4             | 0.1                | 7323.7            | 0.1              |
| 26Feb2019 | 09:05 | 0.4             | 0.1                | 7323.7            | 0.1              |
| 26Feb2019 | 09:06 | 0.4             | 0.1                | 7323.7            | 0.1              |
| 26Feb2019 | 09:07 | 0.4             | 0.1                | 7323.7            | 0.1              |
| 26Feb2019 | 09:08 | 0.4             | 0.1                | 7323.7            | 0.1              |
| 26Feb2019 | 09:09 | 0.4             | 0.1                | 7323.7            | 0.1              |
| 26Feb2019 | 09:10 | 0.4             | 0.1                | 7323.7            | 0.1              |
| 26Feb2019 | 09:11 | 0.4             | 0.1                | 7323.7            | 0.1              |
| 26Feb2019 | 09:12 | 0.4             | 0.1                | 7323.7            | 0.1              |

| Date      | Time  | Inflow<br>(CFS) | Storage<br>(AC-FT) | Elevation<br>(FT) | Outflow<br>(CFS) |
|-----------|-------|-----------------|--------------------|-------------------|------------------|
| 26Feb2019 | 09:13 | 0.4             | 0.1                | 7323.7            | 0.1              |
| 26Feb2019 | 09:14 | 0.4             | 0.1                | 7323.7            | 0.1              |
| 26Feb2019 | 09:15 | 0.4             | 0.1                | 7323.7            | 0.1              |
| 26Feb2019 | 09:16 | 0.4             | 0.1                | 7323.7            | 0.1              |
| 26Feb2019 | 09:17 | 0.4             | 0.1                | 7323.7            | 0.1              |
| 26Feb2019 | 09:18 | 0.4             | 0.1                | 7323.7            | 0.1              |
| 26Feb2019 | 09:19 | 0.4             | 0.1                | 7323.7            | 0.1              |
| 26Feb2019 | 09:20 | 0.4             | 0.1                | 7323.7            | 0.1              |
| 26Feb2019 | 09:21 | 0.4             | 0.1                | 7323.7            | 0.1              |
| 26Feb2019 | 09:22 | 0.4             | 0.1                | 7323.7            | 0.1              |
| 26Feb2019 | 09:23 | 0.4             | 0.1                | 7323.7            | 0.1              |
| 26Feb2019 | 09:24 | 0.4             | 0.1                | 7323.7            | 0.1              |
| 26Feb2019 | 09:25 | 0.4             | 0.1                | 7323.8            | 0.1              |
| 26Feb2019 | 09:26 | 0.4             | 0.1                | 7323.8            | 0.1              |
| 26Feb2019 | 09:27 | 0.4             | 0.1                | 7323.8            | 0.1              |
| 26Feb2019 | 09:28 | 0.4             | 0.1                | 7323.8            | 0.1              |
| 26Feb2019 | 09:29 | 0.4             | 0.1                | 7323.8            | 0.1              |
| 26Feb2019 | 09:30 | 0.4             | 0.1                | 7323.8            | 0.1              |
| 26Feb2019 | 09:31 | 0.4             | 0.1                | 7323.8            | 0.1              |
| 26Feb2019 | 09:32 | 0.4             | 0.1                | 7323.8            | 0.1              |
| 26Feb2019 | 09:33 | 0.4             | 0.1                | 7323.8            | 0.1              |
| 26Feb2019 | 09:34 | 0.4             | 0.1                | 7323.8            | 0.1              |
| 26Feb2019 | 09:35 | 0.4             | 0.1                | 7323.8            | 0.1              |
| 26Feb2019 | 09:36 | 0.4             | 0.1                | 7323.8            | 0.1              |
| 26Feb2019 | 09:37 | 0.4             | 0.1                | 7323.8            | 0.1              |
| 26Feb2019 | 09:38 | 0.4             | 0.1                | 7323.8            | 0.1              |
| 26Feb2019 | 09:39 | 0.4             | 0.1                | 7323.8            | 0.1              |
| 26Feb2019 | 09:40 | 0.4             | 0.1                | 7323.8            | 0.1              |
| 26Feb2019 | 09:41 | 0.4             | 0.1                | 7323.8            | 0.1              |
| 26Feb2019 | 09:42 | 0.4             | 0.1                | 7323.8            | 0.1              |
| 26Feb2019 | 09:43 | 0.4             | 0.1                | 7323.8            | 0.1              |

| Date      | Time  | Inflow<br>(CFS) | Storage<br>(AC-FT) | Elevation<br>(FT) | Outflow<br>(CFS) |
|-----------|-------|-----------------|--------------------|-------------------|------------------|
| 26Feb2019 | 09:44 | 0.4             | 0.1                | 7323.8            | 0.1              |
| 26Feb2019 | 09:45 | 0.5             | 0.1                | 7323.8            | 0.1              |
| 26Feb2019 | 09:46 | 0.5             | 0.1                | 7323.8            | 0.1              |
| 26Feb2019 | 09:47 | 0.5             | 0.1                | 7323.8            | 0.1              |
| 26Feb2019 | 09:48 | 0.5             | 0.1                | 7323.8            | 0.1              |
| 26Feb2019 | 09:49 | 0.5             | 0.1                | 7323.8            | 0.1              |
| 26Feb2019 | 09:50 | 0.5             | 0.1                | 7323.8            | 0.1              |
| 26Feb2019 | 09:51 | 0.5             | 0.1                | 7323.8            | 0.1              |
| 26Feb2019 | 09:52 | 0.5             | 0.2                | 7323.8            | 0.1              |
| 26Feb2019 | 09:53 | 0.5             | 0.2                | 7323.9            | 0.1              |
| 26Feb2019 | 09:54 | 0.5             | 0.2                | 7323.9            | 0.1              |
| 26Feb2019 | 09:55 | 0.5             | 0.2                | 7323.9            | 0.1              |
| 26Feb2019 | 09:56 | 0.5             | 0.2                | 7323.9            | 0.1              |
| 26Feb2019 | 09:57 | 0.5             | 0.2                | 7323.9            | 0.1              |
| 26Feb2019 | 09:58 | 0.5             | 0.2                | 7323.9            | 0.1              |
| 26Feb2019 | 09:59 | 0.5             | 0.2                | 7323.9            | 0.1              |
| 26Feb2019 | 10:00 | 0.5             | 0.2                | 7323.9            | 0.1              |
| 26Feb2019 | 10:01 | 0.5             | 0.2                | 7323.9            | 0.1              |
| 26Feb2019 | 10:02 | 0.5             | 0.2                | 7323.9            | 0.1              |
| 26Feb2019 | 10:03 | 0.5             | 0.2                | 7323.9            | 0.1              |
| 26Feb2019 | 10:04 | 0.5             | 0.2                | 7323.9            | 0.1              |
| 26Feb2019 | 10:05 | 0.5             | 0.2                | 7323.9            | 0.1              |
| 26Feb2019 | 10:06 | 0.5             | 0.2                | 7323.9            | 0.1              |
| 26Feb2019 | 10:07 | 0.5             | 0.2                | 7323.9            | 0.1              |
| 26Feb2019 | 10:08 | 0.5             | 0.2                | 7323.9            | 0.1              |
| 26Feb2019 | 10:09 | 0.5             | 0.2                | 7323.9            | 0.1              |
| 26Feb2019 | 10:10 | 0.5             | 0.2                | 7323.9            | 0.1              |
| 26Feb2019 | 10:11 | 0.5             | 0.2                | 7323.9            | 0.1              |
| 26Feb2019 | 10:12 | 0.5             | 0.2                | 7323.9            | 0.1              |
| 26Feb2019 | 10:13 | 0.5             | 0.2                | 7323.9            | 0.1              |
| 26Feb2019 | 10:14 | 0.5             | 0.2                | 7323.9            | 0.1              |

| Date      | Time  | Inflow<br>(CFS) | Storage<br>(AC-FT) | Elevation<br>(FT) | Outflow<br>(CFS) |
|-----------|-------|-----------------|--------------------|-------------------|------------------|
| 26Feb2019 | 10:15 | 0.5             | 0.2                | 7323.9            | 0.1              |
| 26Feb2019 | 10:16 | 0.6             | 0.2                | 7323.9            | 0.1              |
| 26Feb2019 | 10:17 | 0.6             | 0.2                | 7324.0            | 0.1              |
| 26Feb2019 | 10:18 | 0.6             | 0.2                | 7324.0            | 0.1              |
| 26Feb2019 | 10:19 | 0.6             | 0.2                | 7324.0            | 0.1              |
| 26Feb2019 | 10:20 | 0.6             | 0.2                | 7324.0            | 0.1              |
| 26Feb2019 | 10:21 | 0.6             | 0.2                | 7324.0            | 0.1              |
| 26Feb2019 | 10:22 | 0.6             | 0.2                | 7324.0            | 0.1              |
| 26Feb2019 | 10:23 | 0.6             | 0.2                | 7324.0            | 0.1              |
| 26Feb2019 | 10:24 | 0.6             | 0.2                | 7324.0            | 0.1              |
| 26Feb2019 | 10:25 | 0.6             | 0.2                | 7324.0            | 0.1              |
| 26Feb2019 | 10:26 | 0.6             | 0.2                | 7324.0            | 0.1              |
| 26Feb2019 | 10:27 | 0.6             | 0.2                | 7324.0            | 0.1              |
| 26Feb2019 | 10:28 | 0.6             | 0.2                | 7324.0            | 0.1              |
| 26Feb2019 | 10:29 | 0.6             | 0.2                | 7324.0            | 0.1              |
| 26Feb2019 | 10:30 | 0.6             | 0.2                | 7324.0            | 0.1              |
| 26Feb2019 | 10:31 | 0.6             | 0.2                | 7324.0            | 0.1              |
| 26Feb2019 | 10:32 | 0.6             | 0.2                | 7324.0            | 0.2              |
| 26Feb2019 | 10:33 | 0.6             | 0.2                | 7324.0            | 0.2              |
| 26Feb2019 | 10:34 | 0.6             | 0.2                | 7324.0            | 0.2              |
| 26Feb2019 | 10:35 | 0.7             | 0.2                | 7324.0            | 0.2              |
| 26Feb2019 | 10:36 | 0.7             | 0.2                | 7324.0            | 0.2              |
| 26Feb2019 | 10:37 | 0.7             | 0.2                | 7324.0            | 0.2              |
| 26Feb2019 | 10:38 | 0.7             | 0.2                | 7324.0            | 0.2              |
| 26Feb2019 | 10:39 | 0.7             | 0.2                | 7324.0            | 0.2              |
| 26Feb2019 | 10:40 | 0.7             | 0.2                | 7324.0            | 0.3              |
| 26Feb2019 | 10:41 | 0.7             | 0.2                | 7324.0            | 0.3              |
| 26Feb2019 | 10:42 | 0.7             | 0.2                | 7324.0            | 0.3              |
| 26Feb2019 | 10:43 | 0.7             | 0.2                | 7324.0            | 0.3              |
| 26Feb2019 | 10:44 | 0.7             | 0.2                | 7324.0            | 0.3              |
| 26Feb2019 | 10:45 | 0.7             | 0.2                | 7324.0            | 0.3              |

| Date      | Time  | Inflow<br>(CFS) | Storage<br>(AC-FT) | Elevation<br>(FT) | Outflow<br>(CFS) |
|-----------|-------|-----------------|--------------------|-------------------|------------------|
| 26Feb2019 | 10:46 | 0.7             | 0.2                | 7324.0            | 0.3              |
| 26Feb2019 | 10:47 | 0.7             | 0.2                | 7324.0            | 0.3              |
| 26Feb2019 | 10:48 | 0.7             | 0.2                | 7324.0            | 0.3              |
| 26Feb2019 | 10:49 | 0.7             | 0.2                | 7324.0            | 0.4              |
| 26Feb2019 | 10:50 | 0.8             | 0.2                | 7324.1            | 0.4              |
| 26Feb2019 | 10:51 | 0.8             | 0.2                | 7324.1            | 0.4              |
| 26Feb2019 | 10:52 | 0.8             | 0.2                | 7324.1            | 0.4              |
| 26Feb2019 | 10:53 | 0.8             | 0.2                | 7324.1            | 0.4              |
| 26Feb2019 | 10:54 | 0.8             | 0.2                | 7324.1            | 0.4              |
| 26Feb2019 | 10:55 | 0.8             | 0.2                | 7324.1            | 0.4              |
| 26Feb2019 | 10:56 | 0.8             | 0.2                | 7324.1            | 0.4              |
| 26Feb2019 | 10:57 | 0.8             | 0.2                | 7324.1            | 0.4              |
| 26Feb2019 | 10:58 | 0.8             | 0.2                | 7324.1            | 0.5              |
| 26Feb2019 | 10:59 | 0.8             | 0.2                | 7324.1            | 0.5              |
| 26Feb2019 | 11:00 | 0.8             | 0.2                | 7324.1            | 0.5              |
| 26Feb2019 | 11:01 | 0.8             | 0.2                | 7324.1            | 0.5              |
| 26Feb2019 | 11:02 | 0.9             | 0.2                | 7324.1            | 0.5              |
| 26Feb2019 | 11:03 | 0.9             | 0.2                | 7324.1            | 0.5              |
| 26Feb2019 | 11:04 | 0.9             | 0.2                | 7324.1            | 0.5              |
| 26Feb2019 | 11:05 | 0.9             | 0.2                | 7324.1            | 0.5              |
| 26Feb2019 | 11:06 | 0.9             | 0.2                | 7324.1            | 0.5              |
| 26Feb2019 | 11:07 | 0.9             | 0.2                | 7324.1            | 0.5              |
| 26Feb2019 | 11:08 | 0.9             | 0.2                | 7324.1            | 0.6              |
| 26Feb2019 | 11:09 | 0.9             | 0.2                | 7324.1            | 0.6              |
| 26Feb2019 | 11:10 | 0.9             | 0.2                | 7324.1            | 0.6              |
| 26Feb2019 | 11:11 | 1.0             | 0.2                | 7324.1            | 0.6              |
| 26Feb2019 | 11:12 | 1.0             | 0.2                | 7324.1            | 0.6              |
| 26Feb2019 | 11:13 | 1.0             | 0.2                | 7324.1            | 0.6              |
| 26Feb2019 | 11:14 | 1.0             | 0.2                | 7324.1            | 0.6              |
| 26Feb2019 | 11:15 | 1.0             | 0.2                | 7324.1            | 0.6              |
| 26Feb2019 | 11:16 | 1.0             | 0.2                | 7324.1            | 0.6              |



| Date      | Time  | Inflow<br>(CFS) | Storage<br>(AC-FT) | Elevation<br>(FT) | Outflow<br>(CFS) |
|-----------|-------|-----------------|--------------------|-------------------|------------------|
| 26Feb2019 | 11:17 | 1.0             | 0.2                | 7324.1            | 0.7              |
| 26Feb2019 | 11:18 | 1.1             | 0.2                | 7324.1            | 0.7              |
| 26Feb2019 | 11:19 | 1.1             | 0.2                | 7324.1            | 0.7              |
| 26Feb2019 | 11:20 | 1.1             | 0.2                | 7324.1            | 0.7              |
| 26Feb2019 | 11:21 | 1.1             | 0.2                | 7324.1            | 0.7              |
| 26Feb2019 | 11:22 | 1.1             | 0.2                | 7324.1            | 0.7              |
| 26Feb2019 | 11:23 | 1.1             | 0.2                | 7324.1            | 0.7              |
| 26Feb2019 | 11:24 | 1.2             | 0.2                | 7324.1            | 0.7              |
| 26Feb2019 | 11:25 | 1.2             | 0.2                | 7324.1            | 0.7              |
| 26Feb2019 | 11:26 | 1.2             | 0.2                | 7324.1            | 0.8              |
| 26Feb2019 | 11:27 | 1.2             | 0.2                | 7324.1            | 0.8              |
| 26Feb2019 | 11:28 | 1.2             | 0.2                | 7324.1            | 0.8              |
| 26Feb2019 | 11:29 | 1.3             | 0.2                | 7324.1            | 0.8              |
| 26Feb2019 | 11:30 | 1.3             | 0.2                | 7324.1            | 0.8              |
| 26Feb2019 | 11:31 | 1.3             | 0.2                | 7324.1            | 0.8              |
| 26Feb2019 | 11:32 | 1.3             | 0.2                | 7324.1            | 0.8              |
| 26Feb2019 | 11:33 | 1.4             | 0.2                | 7324.1            | 0.9              |
| 26Feb2019 | 11:34 | 1.4             | 0.2                | 7324.1            | 0.9              |
| 26Feb2019 | 11:35 | 1.5             | 0.2                | 7324.1            | 0.9              |
| 26Feb2019 | 11:36 | 1.5             | 0.2                | 7324.1            | 0.9              |
| 26Feb2019 | 11:37 | 1.6             | 0.2                | 7324.1            | 0.9              |
| 26Feb2019 | 11:38 | 1.7             | 0.2                | 7324.2            | 0.9              |
| 26Feb2019 | 11:39 | 1.8             | 0.2                | 7324.2            | 1.0              |
| 26Feb2019 | 11:40 | 2.0             | 0.2                | 7324.2            | 1.0              |
| 26Feb2019 | 11:41 | 2.2             | 0.2                | 7324.2            | 1.0              |
| 26Feb2019 | 11:42 | 2.5             | 0.2                | 7324.2            | 1.1              |
| 26Feb2019 | 11:43 | 3.0             | 0.2                | 7324.2            | 1.1              |
| 26Feb2019 | 11:44 | 3.7             | 0.2                | 7324.2            | 1.2              |
| 26Feb2019 | 11:45 | 4.7             | 0.2                | 7324.2            | 1.3              |
| 26Feb2019 | 11:46 | 6.0             | 0.2                | 7324.2            | 1.4              |
| 26Feb2019 | 11:47 | 7.7             | 0.2                | 7324.3            | 1.5              |

| Date      | Time  | Inflow<br>(CFS) | Storage<br>(AC-FT) | Elevation<br>(FT) | Outflow<br>(CFS) |
|-----------|-------|-----------------|--------------------|-------------------|------------------|
| 26Feb2019 | 11:48 | 9.8             | 0.3                | 7324.3            | 1.7              |
| 26Feb2019 | 11:49 | 12.3            | 0.3                | 7324.3            | 2.0              |
| 26Feb2019 | 11:50 | 15.5            | 0.3                | 7324.4            | 2.3              |
| 26Feb2019 | 11:51 | 19.3            | 0.3                | 7324.5            | 2.7              |
| 26Feb2019 | 11:52 | 23.7            | 0.3                | 7324.6            | 3.3              |
| 26Feb2019 | 11:53 | 29.0            | 0.4                | 7324.7            | 3.9              |
| 26Feb2019 | 11:54 | 35.2            | 0.4                | 7324.8            | 4.7              |
| 26Feb2019 | 11:55 | 42.4            | 0.4                | 7325.0            | 5.7              |
| 26Feb2019 | 11:56 | 50.4            | 0.5                | 7325.1            | 9.1              |
| 26Feb2019 | 11:57 | 59.1            | 0.6                | 7325.3            | 13.0             |
| 26Feb2019 | 11:58 | 68.1            | 0.6                | 7325.5            | 17.3             |
| 26Feb2019 | 11:59 | 77.2            | 0.7                | 7325.7            | 21.9             |
| 26Feb2019 | 12:00 | 85.6            | 0.8                | 7325.9            | 27.0             |
| 26Feb2019 | 12:01 | 92.7            | 0.9                | 7326.1            | 33.1             |
| 26Feb2019 | 12:02 | 98.3            | 0.9                | 7326.3            | 40.0             |
| 26Feb2019 | 12:03 | 102.3           | 1.0                | 7326.4            | 46.7             |
| 26Feb2019 | 12:04 | 104.6           | 1.1                | 7326.6            | 53.0             |
| 26Feb2019 | 12:05 | 105.0           | 1.2                | 7326.7            | 58.7             |
| 26Feb2019 | 12:06 | 103.4           | 1.2                | 7326.9            | 63.7             |
| 26Feb2019 | 12:07 | 99.9            | 1.3                | 7327.0            | 67.9             |
| 26Feb2019 | 12:08 | 94.9            | 1.3                | 7327.1            | 70.0             |
| 26Feb2019 | 12:09 | 88.8            | 1.3                | 7327.1            | 71.1             |
| 26Feb2019 | 12:10 | 81.9            | 1.4                | 7327.1            | 71.9             |
| 26Feb2019 | 12:11 | 74.7            | 1.4                | 7327.2            | 72.2             |
| 26Feb2019 | 12:12 | 67.5            | 1.4                | 7327.2            | 72.2             |
| 26Feb2019 | 12:13 | 60.5            | 1.3                | 7327.1            | 71.7             |
| 26Feb2019 | 12:14 | 53.9            | 1.3                | 7327.1            | 71.0             |
| 26Feb2019 | 12:15 | 47.7            | 1.3                | 7327.0            | 69.9             |
| 26Feb2019 | 12:16 | 42.1            | 1.3                | 7327.0            | 68.3             |
| 26Feb2019 | 12:17 | 37.3            | 1.2                | 7326.9            | 65.1             |
| 26Feb2019 | 12:18 | 33.1            | 1.2                | 7326.8            | 61.8             |

| Date      | Time  | Inflow<br>(CFS) | Storage<br>(AC-FT) | Elevation<br>(FT) | Outflow<br>(CFS) |
|-----------|-------|-----------------|--------------------|-------------------|------------------|
| 26Feb2019 | 12:19 | 29.5            | 1.2                | 7326.7            | 58.4             |
| 26Feb2019 | 12:20 | 26.4            | 1.1                | 7326.6            | 55.0             |
| 26Feb2019 | 12:21 | 23.7            | 1.1                | 7326.6            | 51.7             |
| 26Feb2019 | 12:22 | 21.3            | 1.0                | 7326.5            | 48.5             |
| 26Feb2019 | 12:23 | 19.2            | 1.0                | 7326.4            | 45.3             |
| 26Feb2019 | 12:24 | 17.4            | 1.0                | 7326.3            | 42.3             |
| 26Feb2019 | 12:25 | 15.8            | 0.9                | 7326.3            | 39.5             |
| 26Feb2019 | 12:26 | 14.3            | 0.9                | 7326.2            | 36.8             |
| 26Feb2019 | 12:27 | 13.1            | 0.9                | 7326.1            | 34.2             |
| 26Feb2019 | 12:28 | 11.9            | 0.8                | 7326.1            | 31.8             |
| 26Feb2019 | 12:29 | 10.9            | 0.8                | 7326.0            | 29.6             |
| 26Feb2019 | 12:30 | 9.9             | 0.8                | 7325.9            | 27.9             |
| 26Feb2019 | 12:31 | 9.1             | 0.8                | 7325.9            | 26.4             |
| 26Feb2019 | 12:32 | 8.3             | 0.7                | 7325.8            | 24.9             |
| 26Feb2019 | 12:33 | 7.6             | 0.7                | 7325.7            | 23.4             |
| 26Feb2019 | 12:34 | 7.0             | 0.7                | 7325.7            | 22.1             |
| 26Feb2019 | 12:35 | 6.4             | 0.7                | 7325.6            | 20.8             |
| 26Feb2019 | 12:36 | 5.8             | 0.7                | 7325.6            | 19.5             |
| 26Feb2019 | 12:37 | 5.3             | 0.6                | 7325.5            | 18.4             |
| 26Feb2019 | 12:38 | 4.9             | 0.6                | 7325.5            | 17.2             |
| 26Feb2019 | 12:39 | 4.5             | 0.6                | 7325.4            | 16.2             |
| 26Feb2019 | 12:40 | 4.1             | 0.6                | 7325.4            | 15.2             |
| 26Feb2019 | 12:41 | 3.8             | 0.6                | 7325.4            | 14.2             |
| 26Feb2019 | 12:42 | 3.5             | 0.6                | 7325.3            | 13.3             |
| 26Feb2019 | 12:43 | 3.2             | 0.5                | 7325.3            | 12.5             |
| 26Feb2019 | 12:44 | 3.0             | 0.5                | 7325.3            | 11.7             |
| 26Feb2019 | 12:45 | 2.7             | 0.5                | 7325.2            | 10.9             |
| 26Feb2019 | 12:46 | 2.6             | 0.5                | 7325.2            | 10.2             |
| 26Feb2019 | 12:47 | 2.4             | 0.5                | 7325.2            | 9.6              |
| 26Feb2019 | 12:48 | 2.2             | 0.5                | 7325.1            | 9.0              |
| 26Feb2019 | 12:49 | 2.1             | 0.5                | 7325.1            | 8.4              |

| Date      | Time  | Inflow<br>(CFS) | Storage<br>(AC-FT) | Elevation<br>(FT) | Outflow<br>(CFS) |
|-----------|-------|-----------------|--------------------|-------------------|------------------|
| 26Feb2019 | 12:50 | 2.0             | 0.5                | 7325.1            | 7.9              |
| 26Feb2019 | 12:51 | 1.9             | 0.5                | 7325.1            | 7.4              |
| 26Feb2019 | 12:52 | 1.8             | 0.5                | 7325.1            | 6.9              |
| 26Feb2019 | 12:53 | 1.8             | 0.5                | 7325.0            | 6.5              |
| 26Feb2019 | 12:54 | 1.7             | 0.4                | 7325.0            | 6.1              |
| 26Feb2019 | 12:55 | 1.7             | 0.4                | 7325.0            | 5.7              |
| 26Feb2019 | 12:56 | 1.6             | 0.4                | 7325.0            | 5.6              |
| 26Feb2019 | 12:57 | 1.6             | 0.4                | 7325.0            | 5.4              |
| 26Feb2019 | 12:58 | 1.5             | 0.4                | 7324.9            | 5.3              |
| 26Feb2019 | 12:59 | 1.5             | 0.4                | 7324.9            | 5.2              |
| 26Feb2019 | 13:00 | 1.4             | 0.4                | 7324.9            | 5.1              |
| 26Feb2019 | 13:01 | 1.4             | 0.4                | 7324.9            | 5.0              |
| 26Feb2019 | 13:02 | 1.3             | 0.4                | 7324.9            | 4.9              |
| 26Feb2019 | 13:03 | 1.3             | 0.4                | 7324.8            | 4.8              |
| 26Feb2019 | 13:04 | 1.3             | 0.4                | 7324.8            | 4.7              |
| 26Feb2019 | 13:05 | 1.2             | 0.4                | 7324.8            | 4.6              |
| 26Feb2019 | 13:06 | 1.2             | 0.4                | 7324.8            | 4.5              |
| 26Feb2019 | 13:07 | 1.2             | 0.4                | 7324.8            | 4.4              |
| 26Feb2019 | 13:08 | 1.1             | 0.4                | 7324.8            | 4.3              |
| 26Feb2019 | 13:09 | 1.1             | 0.4                | 7324.7            | 4.2              |
| 26Feb2019 | 13:10 | 1.1             | 0.4                | 7324.7            | 4.2              |
| 26Feb2019 | 13:11 | 1.0             | 0.4                | 7324.7            | 4.1              |
| 26Feb2019 | 13:12 | 1.0             | 0.4                | 7324.7            | 4.0              |
| 26Feb2019 | 13:13 | 1.0             | 0.4                | 7324.7            | 3.9              |
| 26Feb2019 | 13:14 | 1.0             | 0.4                | 7324.7            | 3.8              |
| 26Feb2019 | 13:15 | 1.0             | 0.3                | 7324.7            | 3.7              |
| 26Feb2019 | 13:16 | 0.9             | 0.3                | 7324.6            | 3.7              |
| 26Feb2019 | 13:17 | 0.9             | 0.3                | 7324.6            | 3.6              |
| 26Feb2019 | 13:18 | 0.9             | 0.3                | 7324.6            | 3.5              |
| 26Feb2019 | 13:19 | 0.9             | 0.3                | 7324.6            | 3.4              |
| 26Feb2019 | 13:20 | 0.9             | 0.3                | 7324.6            | 3.4              |

| Date      | Time  | Inflow<br>(CFS) | Storage<br>(AC-FT) | Elevation<br>(FT) | Outflow<br>(CFS) |
|-----------|-------|-----------------|--------------------|-------------------|------------------|
| 26Feb2019 | 13:21 | 0.9             | 0.3                | 7324.6            | 3.3              |
| 26Feb2019 | 13:22 | 0.9             | 0.3                | 7324.6            | 3.2              |
| 26Feb2019 | 13:23 | 0.9             | 0.3                | 7324.6            | 3.2              |
| 26Feb2019 | 13:24 | 0.9             | 0.3                | 7324.5            | 3.1              |
| 26Feb2019 | 13:25 | 0.8             | 0.3                | 7324.5            | 3.0              |
| 26Feb2019 | 13:26 | 0.8             | 0.3                | 7324.5            | 3.0              |
| 26Feb2019 | 13:27 | 0.8             | 0.3                | 7324.5            | 2.9              |
| 26Feb2019 | 13:28 | 0.8             | 0.3                | 7324.5            | 2.9              |
| 26Feb2019 | 13:29 | 0.8             | 0.3                | 7324.5            | 2.8              |
| 26Feb2019 | 13:30 | 0.8             | 0.3                | 7324.5            | 2.7              |
| 26Feb2019 | 13:31 | 0.8             | 0.3                | 7324.5            | 2.7              |
| 26Feb2019 | 13:32 | 0.8             | 0.3                | 7324.5            | 2.6              |
| 26Feb2019 | 13:33 | 0.8             | 0.3                | 7324.4            | 2.6              |
| 26Feb2019 | 13:34 | 0.8             | 0.3                | 7324.4            | 2.5              |
| 26Feb2019 | 13:35 | 0.8             | 0.3                | 7324.4            | 2.5              |
| 26Feb2019 | 13:36 | 0.7             | 0.3                | 7324.4            | 2.4              |
| 26Feb2019 | 13:37 | 0.7             | 0.3                | 7324.4            | 2.4              |
| 26Feb2019 | 13:38 | 0.7             | 0.3                | 7324.4            | 2.3              |
| 26Feb2019 | 13:39 | 0.7             | 0.3                | 7324.4            | 2.3              |
| 26Feb2019 | 13:40 | 0.7             | 0.3                | 7324.4            | 2.2              |
| 26Feb2019 | 13:41 | 0.7             | 0.3                | 7324.4            | 2.2              |
| 26Feb2019 | 13:42 | 0.7             | 0.3                | 7324.4            | 2.2              |
| 26Feb2019 | 13:43 | 0.7             | 0.3                | 7324.4            | 2.1              |
| 26Feb2019 | 13:44 | 0.7             | 0.3                | 7324.4            | 2.1              |
| 26Feb2019 | 13:45 | 0.7             | 0.3                | 7324.4            | 2.0              |
| 26Feb2019 | 13:46 | 0.7             | 0.3                | 7324.3            | 2.0              |
| 26Feb2019 | 13:47 | 0.7             | 0.3                | 7324.3            | 2.0              |
| 26Feb2019 | 13:48 | 0.7             | 0.3                | 7324.3            | 1.9              |
| 26Feb2019 | 13:49 | 0.6             | 0.3                | 7324.3            | 1.9              |
| 26Feb2019 | 13:50 | 0.6             | 0.3                | 7324.3            | 1.9              |
| 26Feb2019 | 13:51 | 0.6             | 0.3                | 7324.3            | 1.8              |

| Date      | Time  | Inflow<br>(CFS) | Storage<br>(AC-FT) | Elevation<br>(FT) | Outflow<br>(CFS) |
|-----------|-------|-----------------|--------------------|-------------------|------------------|
| 26Feb2019 | 13:52 | 0.6             | 0.3                | 7324.3            | 1.8              |
| 26Feb2019 | 13:53 | 0.6             | 0.3                | 7324.3            | 1.8              |
| 26Feb2019 | 13:54 | 0.6             | 0.3                | 7324.3            | 1.7              |
| 26Feb2019 | 13:55 | 0.6             | 0.2                | 7324.3            | 1.7              |
| 26Feb2019 | 13:56 | 0.6             | 0.2                | 7324.3            | 1.7              |
| 26Feb2019 | 13:57 | 0.6             | 0.2                | 7324.3            | 1.6              |
| 26Feb2019 | 13:58 | 0.6             | 0.2                | 7324.3            | 1.6              |
| 26Feb2019 | 13:59 | 0.6             | 0.2                | 7324.3            | 1.6              |
| 26Feb2019 | 14:00 | 0.6             | 0.2                | 7324.3            | 1.6              |
| 26Feb2019 | 14:01 | 0.6             | 0.2                | 7324.3            | 1.5              |
| 26Feb2019 | 14:02 | 0.6             | 0.2                | 7324.3            | 1.5              |
| 26Feb2019 | 14:03 | 0.6             | 0.2                | 7324.2            | 1.5              |
| 26Feb2019 | 14:04 | 0.6             | 0.2                | 7324.2            | 1.4              |
| 26Feb2019 | 14:05 | 0.6             | 0.2                | 7324.2            | 1.4              |
| 26Feb2019 | 14:06 | 0.6             | 0.2                | 7324.2            | 1.4              |
| 26Feb2019 | 14:07 | 0.6             | 0.2                | 7324.2            | 1.4              |
| 26Feb2019 | 14:08 | 0.6             | 0.2                | 7324.2            | 1.4              |
| 26Feb2019 | 14:09 | 0.6             | 0.2                | 7324.2            | 1.3              |
| 26Feb2019 | 14:10 | 0.5             | 0.2                | 7324.2            | 1.3              |
| 26Feb2019 | 14:11 | 0.5             | 0.2                | 7324.2            | 1.3              |
| 26Feb2019 | 14:12 | 0.5             | 0.2                | 7324.2            | 1.3              |
| 26Feb2019 | 14:13 | 0.5             | 0.2                | 7324.2            | 1.2              |
| 26Feb2019 | 14:14 | 0.5             | 0.2                | 7324.2            | 1.2              |
| 26Feb2019 | 14:15 | 0.5             | 0.2                | 7324.2            | 1.2              |
| 26Feb2019 | 14:16 | 0.5             | 0.2                | 7324.2            | 1.2              |
| 26Feb2019 | 14:17 | 0.5             | 0.2                | 7324.2            | 1.2              |
| 26Feb2019 | 14:18 | 0.5             | 0.2                | 7324.2            | 1.2              |
| 26Feb2019 | 14:19 | 0.5             | 0.2                | 7324.2            | 1.1              |
| 26Feb2019 | 14:20 | 0.5             | 0.2                | 7324.2            | 1.1              |
| 26Feb2019 | 14:21 | 0.5             | 0.2                | 7324.2            | 1.1              |
| 26Feb2019 | 14:22 | 0.5             | 0.2                | 7324.2            | 1.1              |

| Date      | Time  | Inflow<br>(CFS) | Storage<br>(AC-FT) | Elevation<br>(FT) | Outflow<br>(CFS) |
|-----------|-------|-----------------|--------------------|-------------------|------------------|
| 26Feb2019 | 14:23 | 0.5             | 0.2                | 7324.2            | 1.1              |
| 26Feb2019 | 14:24 | 0.5             | 0.2                | 7324.2            | 1.1              |
| 26Feb2019 | 14:25 | 0.5             | 0.2                | 7324.2            | 1.0              |
| 26Feb2019 | 14:26 | 0.5             | 0.2                | 7324.2            | 1.0              |
| 26Feb2019 | 14:27 | 0.5             | 0.2                | 7324.2            | 1.0              |
| 26Feb2019 | 14:28 | 0.5             | 0.2                | 7324.2            | 1.0              |
| 26Feb2019 | 14:29 | 0.5             | 0.2                | 7324.2            | 1.0              |
| 26Feb2019 | 14:30 | 0.5             | 0.2                | 7324.2            | 1.0              |
| 26Feb2019 | 14:31 | 0.5             | 0.2                | 7324.2            | 1.0              |
| 26Feb2019 | 14:32 | 0.5             | 0.2                | 7324.2            | 0.9              |
| 26Feb2019 | 14:33 | 0.5             | 0.2                | 7324.2            | 0.9              |
| 26Feb2019 | 14:34 | 0.5             | 0.2                | 7324.1            | 0.9              |
| 26Feb2019 | 14:35 | 0.6             | 0.2                | 7324.1            | 0.9              |
| 26Feb2019 | 14:36 | 0.6             | 0.2                | 7324.1            | 0.9              |
| 26Feb2019 | 14:37 | 0.6             | 0.2                | 7324.1            | 0.9              |
| 26Feb2019 | 14:38 | 0.6             | 0.2                | 7324.1            | 0.9              |
| 26Feb2019 | 14:39 | 0.6             | 0.2                | 7324.1            | 0.9              |
| 26Feb2019 | 14:40 | 0.6             | 0.2                | 7324.1            | 0.9              |
| 26Feb2019 | 14:41 | 0.6             | 0.2                | 7324.1            | 0.9              |
| 26Feb2019 | 14:42 | 0.6             | 0.2                | 7324.1            | 0.8              |
| 26Feb2019 | 14:43 | 0.6             | 0.2                | 7324.1            | 0.8              |
| 26Feb2019 | 14:44 | 0.6             | 0.2                | 7324.1            | 0.8              |
| 26Feb2019 | 14:45 | 0.6             | 0.2                | 7324.1            | 0.8              |
| 26Feb2019 | 14:46 | 0.6             | 0.2                | 7324.1            | 0.8              |
| 26Feb2019 | 14:47 | 0.7             | 0.2                | 7324.1            | 0.8              |
| 26Feb2019 | 14:48 | 0.7             | 0.2                | 7324.1            | 0.8              |
| 26Feb2019 | 14:49 | 0.7             | 0.2                | 7324.1            | 0.8              |
| 26Feb2019 | 14:50 | 0.7             | 0.2                | 7324.1            | 0.8              |
| 26Feb2019 | 14:51 | 0.7             | 0.2                | 7324.1            | 0.8              |
| 26Feb2019 | 14:52 | 0.7             | 0.2                | 7324.1            | 0.8              |
| 26Feb2019 | 14:53 | 0.7             | 0.2                | 7324.1            | 0.8              |

| Date      | Time  | Inflow<br>(CFS) | Storage<br>(AC-FT) | Elevation<br>(FT) | Outflow<br>(CFS) |
|-----------|-------|-----------------|--------------------|-------------------|------------------|
| 26Feb2019 | 14:54 | 0.7             | 0.2                | 7324.1            | 0.8              |
| 26Feb2019 | 14:55 | 0.7             | 0.2                | 7324.1            | 0.8              |
| 26Feb2019 | 14:56 | 0.7             | 0.2                | 7324.1            | 0.8              |
| 26Feb2019 | 14:57 | 0.7             | 0.2                | 7324.1            | 0.8              |
| 26Feb2019 | 14:58 | 0.7             | 0.2                | 7324.1            | 0.8              |
| 26Feb2019 | 14:59 | 0.7             | 0.2                | 7324.1            | 0.8              |
| 26Feb2019 | 15:00 | 0.7             | 0.2                | 7324.1            | 0.8              |
| 26Feb2019 | 15:01 | 0.7             | 0.2                | 7324.1            | 0.8              |
| 26Feb2019 | 15:02 | 0.7             | 0.2                | 7324.1            | 0.8              |
| 26Feb2019 | 15:03 | 0.7             | 0.2                | 7324.1            | 0.8              |
| 26Feb2019 | 15:04 | 0.7             | 0.2                | 7324.1            | 0.8              |
| 26Feb2019 | 15:05 | 0.7             | 0.2                | 7324.1            | 0.8              |
| 26Feb2019 | 15:06 | 0.7             | 0.2                | 7324.1            | 0.8              |
| 26Feb2019 | 15:07 | 0.7             | 0.2                | 7324.1            | 0.8              |
| 26Feb2019 | 15:08 | 0.7             | 0.2                | 7324.1            | 0.8              |
| 26Feb2019 | 15:09 | 0.7             | 0.2                | 7324.1            | 0.8              |
| 26Feb2019 | 15:10 | 0.7             | 0.2                | 7324.1            | 0.8              |
| 26Feb2019 | 15:11 | 0.8             | 0.2                | 7324.1            | 0.8              |
| 26Feb2019 | 15:12 | 0.8             | 0.2                | 7324.1            | 0.8              |
| 26Feb2019 | 15:13 | 0.8             | 0.2                | 7324.1            | 0.8              |
| 26Feb2019 | 15:14 | 0.8             | 0.2                | 7324.1            | 0.8              |
| 26Feb2019 | 15:15 | 0.8             | 0.2                | 7324.1            | 0.8              |
| 26Feb2019 | 15:16 | 0.8             | 0.2                | 7324.1            | 0.8              |
| 26Feb2019 | 15:17 | 0.8             | 0.2                | 7324.1            | 0.8              |
| 26Feb2019 | 15:18 | 0.8             | 0.2                | 7324.1            | 0.8              |
| 26Feb2019 | 15:19 | 0.8             | 0.2                | 7324.1            | 0.8              |
| 26Feb2019 | 15:20 | 0.8             | 0.2                | 7324.1            | 0.8              |
| 26Feb2019 | 15:21 | 0.8             | 0.2                | 7324.1            | 0.8              |
| 26Feb2019 | 15:22 | 0.8             | 0.2                | 7324.1            | 0.8              |
| 26Feb2019 | 15:23 | 0.8             | 0.2                | 7324.1            | 0.8              |
| 26Feb2019 | 15:24 | 0.8             | 0.2                | 7324.1            | 0.8              |



| Date      | Time  | Inflow<br>(CFS) | Storage<br>(AC-FT) | Elevation<br>(FT) | Outflow<br>(CFS) |
|-----------|-------|-----------------|--------------------|-------------------|------------------|
| 26Feb2019 | 15:25 | 0.8             | 0.2                | 7324.1            | 0.8              |
| 26Feb2019 | 15:26 | 0.8             | 0.2                | 7324.1            | 0.8              |
| 26Feb2019 | 15:27 | 0.8             | 0.2                | 7324.1            | 0.8              |
| 26Feb2019 | 15:28 | 0.8             | 0.2                | 7324.1            | 0.8              |
| 26Feb2019 | 15:29 | 0.8             | 0.2                | 7324.1            | 0.8              |
| 26Feb2019 | 15:30 | 0.8             | 0.2                | 7324.1            | 0.8              |
| 26Feb2019 | 15:31 | 0.8             | 0.2                | 7324.1            | 0.8              |
| 26Feb2019 | 15:32 | 0.8             | 0.2                | 7324.1            | 0.8              |
| 26Feb2019 | 15:33 | 0.8             | 0.2                | 7324.1            | 0.8              |
| 26Feb2019 | 15:34 | 0.8             | 0.2                | 7324.1            | 0.8              |
| 26Feb2019 | 15:35 | 0.8             | 0.2                | 7324.1            | 0.8              |
| 26Feb2019 | 15:36 | 0.8             | 0.2                | 7324.1            | 0.8              |
| 26Feb2019 | 15:37 | 0.8             | 0.2                | 7324.1            | 0.8              |
| 26Feb2019 | 15:38 | 0.8             | 0.2                | 7324.1            | 0.8              |
| 26Feb2019 | 15:39 | 0.8             | 0.2                | 7324.1            | 0.8              |
| 26Feb2019 | 15:40 | 0.8             | 0.2                | 7324.1            | 0.8              |
| 26Feb2019 | 15:41 | 0.8             | 0.2                | 7324.1            | 0.8              |
| 26Feb2019 | 15:42 | 0.8             | 0.2                | 7324.1            | 0.8              |
| 26Feb2019 | 15:43 | 0.8             | 0.2                | 7324.1            | 0.8              |
| 26Feb2019 | 15:44 | 0.8             | 0.2                | 7324.1            | 0.8              |
| 26Feb2019 | 15:45 | 0.8             | 0.2                | 7324.1            | 0.8              |
| 26Feb2019 | 15:46 | 0.7             | 0.2                | 7324.1            | 0.8              |
| 26Feb2019 | 15:47 | 0.7             | 0.2                | 7324.1            | 0.8              |
| 26Feb2019 | 15:48 | 0.7             | 0.2                | 7324.1            | 0.8              |
| 26Feb2019 | 15:49 | 0.7             | 0.2                | 7324.1            | 0.8              |
| 26Feb2019 | 15:50 | 0.7             | 0.2                | 7324.1            | 0.8              |
| 26Feb2019 | 15:51 | 0.7             | 0.2                | 7324.1            | 0.8              |
| 26Feb2019 | 15:52 | 0.7             | 0.2                | 7324.1            | 0.8              |
| 26Feb2019 | 15:53 | 0.7             | 0.2                | 7324.1            | 0.8              |
| 26Feb2019 | 15:54 | 0.7             | 0.2                | 7324.1            | 0.8              |
| 26Feb2019 | 15:55 | 0.7             | 0.2                | 7324.1            | 0.8              |

| Date      | Time  | Inflow<br>(CFS) | Storage<br>(AC-FT) | Elevation<br>(FT) | Outflow<br>(CFS) |
|-----------|-------|-----------------|--------------------|-------------------|------------------|
| 26Feb2019 | 15:56 | 0.7             | 0.2                | 7324.1            | 0.8              |
| 26Feb2019 | 15:57 | 0.7             | 0.2                | 7324.1            | 0.8              |
| 26Feb2019 | 15:58 | 0.7             | 0.2                | 7324.1            | 0.8              |
| 26Feb2019 | 15:59 | 0.7             | 0.2                | 7324.1            | 0.8              |
| 26Feb2019 | 16:00 | 0.7             | 0.2                | 7324.1            | 0.8              |
| 26Feb2019 | 16:01 | 0.7             | 0.2                | 7324.1            | 0.8              |
| 26Feb2019 | 16:02 | 0.7             | 0.2                | 7324.1            | 0.8              |
| 26Feb2019 | 16:03 | 0.7             | 0.2                | 7324.1            | 0.8              |
| 26Feb2019 | 16:04 | 0.7             | 0.2                | 7324.1            | 0.7              |
| 26Feb2019 | 16:05 | 0.7             | 0.2                | 7324.1            | 0.7              |
| 26Feb2019 | 16:06 | 0.7             | 0.2                | 7324.1            | 0.7              |
| 26Feb2019 | 16:07 | 0.7             | 0.2                | 7324.1            | 0.7              |
| 26Feb2019 | 16:08 | 0.7             | 0.2                | 7324.1            | 0.7              |
| 26Feb2019 | 16:09 | 0.7             | 0.2                | 7324.1            | 0.7              |
| 26Feb2019 | 16:10 | 0.7             | 0.2                | 7324.1            | 0.7              |
| 26Feb2019 | 16:11 | 0.7             | 0.2                | 7324.1            | 0.7              |
| 26Feb2019 | 16:12 | 0.7             | 0.2                | 7324.1            | 0.7              |
| 26Feb2019 | 16:13 | 0.7             | 0.2                | 7324.1            | 0.7              |
| 26Feb2019 | 16:14 | 0.7             | 0.2                | 7324.1            | 0.7              |
| 26Feb2019 | 16:15 | 0.7             | 0.2                | 7324.1            | 0.7              |
| 26Feb2019 | 16:16 | 0.7             | 0.2                | 7324.1            | 0.7              |
| 26Feb2019 | 16:17 | 0.7             | 0.2                | 7324.1            | 0.7              |
| 26Feb2019 | 16:18 | 0.7             | 0.2                | 7324.1            | 0.7              |
| 26Feb2019 | 16:19 | 0.7             | 0.2                | 7324.1            | 0.7              |
| 26Feb2019 | 16:20 | 0.7             | 0.2                | 7324.1            | 0.7              |
| 26Feb2019 | 16:21 | 0.7             | 0.2                | 7324.1            | 0.7              |
| 26Feb2019 | 16:22 | 0.7             | 0.2                | 7324.1            | 0.7              |
| 26Feb2019 | 16:23 | 0.7             | 0.2                | 7324.1            | 0.7              |
| 26Feb2019 | 16:24 | 0.7             | 0.2                | 7324.1            | 0.7              |
| 26Feb2019 | 16:25 | 0.7             | 0.2                | 7324.1            | 0.7              |
| 26Feb2019 | 16:26 | 0.7             | 0.2                | 7324.1            | 0.7              |

| Date      | Time  | Inflow<br>(CFS) | Storage<br>(AC-FT) | Elevation<br>(FT) | Outflow<br>(CFS) |
|-----------|-------|-----------------|--------------------|-------------------|------------------|
| 26Feb2019 | 16:27 | 0.7             | 0.2                | 7324.1            | 0.7              |
| 26Feb2019 | 16:28 | 0.7             | 0.2                | 7324.1            | 0.7              |
| 26Feb2019 | 16:29 | 0.7             | 0.2                | 7324.1            | 0.7              |
| 26Feb2019 | 16:30 | 0.7             | 0.2                | 7324.1            | 0.7              |
| 26Feb2019 | 16:31 | 0.7             | 0.2                | 7324.1            | 0.7              |
| 26Feb2019 | 16:32 | 0.7             | 0.2                | 7324.1            | 0.7              |
| 26Feb2019 | 16:33 | 0.7             | 0.2                | 7324.1            | 0.7              |
| 26Feb2019 | 16:34 | 0.8             | 0.2                | 7324.1            | 0.7              |
| 26Feb2019 | 16:35 | 0.8             | 0.2                | 7324.1            | 0.7              |
| 26Feb2019 | 16:36 | 0.8             | 0.2                | 7324.1            | 0.7              |
| 26Feb2019 | 16:37 | 0.8             | 0.2                | 7324.1            | 0.7              |
| 26Feb2019 | 16:38 | 0.8             | 0.2                | 7324.1            | 0.7              |
| 26Feb2019 | 16:39 | 0.8             | 0.2                | 7324.1            | 0.7              |
| 26Feb2019 | 16:40 | 0.8             | 0.2                | 7324.1            | 0.7              |
| 26Feb2019 | 16:41 | 0.8             | 0.2                | 7324.1            | 0.7              |
| 26Feb2019 | 16:42 | 0.8             | 0.2                | 7324.1            | 0.7              |
| 26Feb2019 | 16:43 | 0.8             | 0.2                | 7324.1            | 0.7              |
| 26Feb2019 | 16:44 | 0.8             | 0.2                | 7324.1            | 0.7              |
| 26Feb2019 | 16:45 | 0.8             | 0.2                | 7324.1            | 0.7              |
| 26Feb2019 | 16:46 | 0.8             | 0.2                | 7324.1            | 0.7              |
| 26Feb2019 | 16:47 | 0.8             | 0.2                | 7324.1            | 0.7              |
| 26Feb2019 | 16:48 | 0.8             | 0.2                | 7324.1            | 0.7              |
| 26Feb2019 | 16:49 | 0.8             | 0.2                | 7324.1            | 0.7              |
| 26Feb2019 | 16:50 | 0.8             | 0.2                | 7324.1            | 0.7              |
| 26Feb2019 | 16:51 | 0.8             | 0.2                | 7324.1            | 0.7              |
| 26Feb2019 | 16:52 | 0.8             | 0.2                | 7324.1            | 0.7              |
| 26Feb2019 | 16:53 | 0.8             | 0.2                | 7324.1            | 0.8              |
| 26Feb2019 | 16:54 | 0.8             | 0.2                | 7324.1            | 0.8              |
| 26Feb2019 | 16:55 | 0.8             | 0.2                | 7324.1            | 0.8              |
| 26Feb2019 | 16:56 | 0.8             | 0.2                | 7324.1            | 0.8              |
| 26Feb2019 | 16:57 | 0.8             | 0.2                | 7324.1            | 0.8              |

| Date      | Time  | Inflow<br>(CFS) | Storage<br>(AC-FT) | Elevation<br>(FT) | Outflow<br>(CFS) |
|-----------|-------|-----------------|--------------------|-------------------|------------------|
| 26Feb2019 | 16:58 | 0.8             | 0.2                | 7324.1            | 0.8              |
| 26Feb2019 | 16:59 | 0.8             | 0.2                | 7324.1            | 0.8              |
| 26Feb2019 | 17:00 | 0.8             | 0.2                | 7324.1            | 0.8              |
| 26Feb2019 | 17:01 | 0.8             | 0.2                | 7324.1            | 0.8              |
| 26Feb2019 | 17:02 | 0.8             | 0.2                | 7324.1            | 0.8              |
| 26Feb2019 | 17:03 | 0.8             | 0.2                | 7324.1            | 0.8              |
| 26Feb2019 | 17:04 | 0.8             | 0.2                | 7324.1            | 0.8              |
| 26Feb2019 | 17:05 | 0.8             | 0.2                | 7324.1            | 0.8              |
| 26Feb2019 | 17:06 | 0.8             | 0.2                | 7324.1            | 0.8              |
| 26Feb2019 | 17:07 | 0.8             | 0.2                | 7324.1            | 0.8              |
| 26Feb2019 | 17:08 | 0.8             | 0.2                | 7324.1            | 0.8              |
| 26Feb2019 | 17:09 | 0.8             | 0.2                | 7324.1            | 0.8              |
| 26Feb2019 | 17:10 | 0.8             | 0.2                | 7324.1            | 0.8              |
| 26Feb2019 | 17:11 | 0.9             | 0.2                | 7324.1            | 0.8              |
| 26Feb2019 | 17:12 | 0.9             | 0.2                | 7324.1            | 0.8              |
| 26Feb2019 | 17:13 | 0.9             | 0.2                | 7324.1            | 0.8              |
| 26Feb2019 | 17:14 | 0.9             | 0.2                | 7324.1            | 0.8              |
| 26Feb2019 | 17:15 | 0.9             | 0.2                | 7324.1            | 0.8              |
| 26Feb2019 | 17:16 | 0.9             | 0.2                | 7324.1            | 0.8              |
| 26Feb2019 | 17:17 | 0.9             | 0.2                | 7324.1            | 0.8              |
| 26Feb2019 | 17:18 | 0.9             | 0.2                | 7324.1            | 0.8              |
| 26Feb2019 | 17:19 | 0.9             | 0.2                | 7324.1            | 0.8              |
| 26Feb2019 | 17:20 | 0.9             | 0.2                | 7324.1            | 0.8              |
| 26Feb2019 | 17:21 | 0.9             | 0.2                | 7324.1            | 0.8              |
| 26Feb2019 | 17:22 | 0.9             | 0.2                | 7324.1            | 0.8              |
| 26Feb2019 | 17:23 | 0.9             | 0.2                | 7324.1            | 0.8              |
| 26Feb2019 | 17:24 | 0.9             | 0.2                | 7324.1            | 0.8              |
| 26Feb2019 | 17:25 | 0.9             | 0.2                | 7324.1            | 0.8              |
| 26Feb2019 | 17:26 | 0.9             | 0.2                | 7324.1            | 0.8              |
| 26Feb2019 | 17:27 | 0.9             | 0.2                | 7324.1            | 0.8              |
| 26Feb2019 | 17:28 | 0.9             | 0.2                | 7324.1            | 0.8              |

| Date      | Time  | Inflow<br>(CFS) | Storage<br>(AC-FT) | Elevation<br>(FT) | Outflow<br>(CFS) |
|-----------|-------|-----------------|--------------------|-------------------|------------------|
| 26Feb2019 | 17:29 | 0.9             | 0.2                | 7324.1            | 0.8              |
| 26Feb2019 | 17:30 | 0.9             | 0.2                | 7324.1            | 0.8              |
| 26Feb2019 | 17:31 | 0.9             | 0.2                | 7324.1            | 0.8              |
| 26Feb2019 | 17:32 | 0.9             | 0.2                | 7324.1            | 0.8              |
| 26Feb2019 | 17:33 | 0.9             | 0.2                | 7324.1            | 0.8              |
| 26Feb2019 | 17:34 | 0.9             | 0.2                | 7324.1            | 0.8              |
| 26Feb2019 | 17:35 | 0.9             | 0.2                | 7324.1            | 0.8              |
| 26Feb2019 | 17:36 | 0.9             | 0.2                | 7324.1            | 0.8              |
| 26Feb2019 | 17:37 | 0.9             | 0.2                | 7324.1            | 0.8              |
| 26Feb2019 | 17:38 | 0.9             | 0.2                | 7324.1            | 0.8              |
| 26Feb2019 | 17:39 | 0.9             | 0.2                | 7324.1            | 0.8              |
| 26Feb2019 | 17:40 | 0.9             | 0.2                | 7324.1            | 0.8              |
| 26Feb2019 | 17:41 | 0.9             | 0.2                | 7324.1            | 0.8              |
| 26Feb2019 | 17:42 | 0.9             | 0.2                | 7324.1            | 0.8              |
| 26Feb2019 | 17:43 | 0.9             | 0.2                | 7324.1            | 0.8              |
| 26Feb2019 | 17:44 | 0.9             | 0.2                | 7324.1            | 0.8              |
| 26Feb2019 | 17:45 | 0.9             | 0.2                | 7324.1            | 0.8              |
| 26Feb2019 | 17:46 | 0.9             | 0.2                | 7324.1            | 0.8              |
| 26Feb2019 | 17:47 | 0.9             | 0.2                | 7324.1            | 0.8              |
| 26Feb2019 | 17:48 | 0.9             | 0.2                | 7324.1            | 0.8              |
| 26Feb2019 | 17:49 | 0.9             | 0.2                | 7324.1            | 0.8              |
| 26Feb2019 | 17:50 | 0.9             | 0.2                | 7324.1            | 0.8              |
| 26Feb2019 | 17:51 | 0.9             | 0.2                | 7324.1            | 0.9              |
| 26Feb2019 | 17:52 | 0.9             | 0.2                | 7324.1            | 0.9              |
| 26Feb2019 | 17:53 | 0.9             | 0.2                | 7324.1            | 0.9              |
| 26Feb2019 | 17:54 | 0.9             | 0.2                | 7324.1            | 0.9              |
| 26Feb2019 | 17:55 | 0.9             | 0.2                | 7324.1            | 0.9              |
| 26Feb2019 | 17:56 | 0.9             | 0.2                | 7324.1            | 0.9              |
| 26Feb2019 | 17:57 | 0.9             | 0.2                | 7324.1            | 0.9              |
| 26Feb2019 | 17:58 | 0.9             | 0.2                | 7324.1            | 0.9              |
| 26Feb2019 | 17:59 | 0.9             | 0.2                | 7324.1            | 0.9              |

| Date      | Time  | Inflow<br>(CFS) | Storage<br>(AC-FT) | Elevation<br>(FT) | Outflow<br>(CFS) |
|-----------|-------|-----------------|--------------------|-------------------|------------------|
| 26Feb2019 | 18:00 | 0.9             | 0.2                | 7324.1            | 0.9              |
| 26Feb2019 | 18:01 | 0.9             | 0.2                | 7324.1            | 0.9              |
| 26Feb2019 | 18:02 | 0.9             | 0.2                | 7324.1            | 0.9              |
| 26Feb2019 | 18:03 | 0.9             | 0.2                | 7324.1            | 0.9              |
| 26Feb2019 | 18:04 | 0.9             | 0.2                | 7324.1            | 0.9              |
| 26Feb2019 | 18:05 | 0.9             | 0.2                | 7324.1            | 0.9              |
| 26Feb2019 | 18:06 | 0.9             | 0.2                | 7324.1            | 0.9              |
| 26Feb2019 | 18:07 | 0.9             | 0.2                | 7324.1            | 0.9              |
| 26Feb2019 | 18:08 | 0.9             | 0.2                | 7324.1            | 0.9              |
| 26Feb2019 | 18:09 | 0.9             | 0.2                | 7324.1            | 0.9              |
| 26Feb2019 | 18:10 | 0.9             | 0.2                | 7324.1            | 0.9              |
| 26Feb2019 | 18:11 | 0.9             | 0.2                | 7324.1            | 0.9              |
| 26Feb2019 | 18:12 | 0.9             | 0.2                | 7324.1            | 0.9              |
| 26Feb2019 | 18:13 | 0.9             | 0.2                | 7324.1            | 0.9              |
| 26Feb2019 | 18:14 | 0.9             | 0.2                | 7324.1            | 0.9              |
| 26Feb2019 | 18:15 | 0.9             | 0.2                | 7324.1            | 0.9              |
| 26Feb2019 | 18:16 | 0.9             | 0.2                | 7324.1            | 0.9              |
| 26Feb2019 | 18:17 | 0.9             | 0.2                | 7324.1            | 0.9              |
| 26Feb2019 | 18:18 | 0.9             | 0.2                | 7324.1            | 0.9              |
| 26Feb2019 | 18:19 | 0.9             | 0.2                | 7324.1            | 0.9              |
| 26Feb2019 | 18:20 | 0.9             | 0.2                | 7324.1            | 0.9              |
| 26Feb2019 | 18:21 | 0.9             | 0.2                | 7324.1            | 0.9              |
| 26Feb2019 | 18:22 | 0.9             | 0.2                | 7324.1            | 0.9              |
| 26Feb2019 | 18:23 | 0.9             | 0.2                | 7324.1            | 0.9              |
| 26Feb2019 | 18:24 | 0.9             | 0.2                | 7324.1            | 0.9              |
| 26Feb2019 | 18:25 | 0.9             | 0.2                | 7324.1            | 0.9              |
| 26Feb2019 | 18:26 | 0.9             | 0.2                | 7324.1            | 0.9              |
| 26Feb2019 | 18:27 | 0.9             | 0.2                | 7324.1            | 0.9              |
| 26Feb2019 | 18:28 | 0.9             | 0.2                | 7324.1            | 0.9              |
| 26Feb2019 | 18:29 | 0.9             | 0.2                | 7324.1            | 0.9              |
| 26Feb2019 | 18:30 | 0.9             | 0.2                | 7324.1            | 0.9              |

| Date      | Time  | Inflow<br>(CFS) | Storage<br>(AC-FT) | Elevation<br>(FT) | Outflow<br>(CFS) |
|-----------|-------|-----------------|--------------------|-------------------|------------------|
| 26Feb2019 | 18:31 | 0.9             | 0.2                | 7324.1            | 0.9              |
| 26Feb2019 | 18:32 | 0.9             | 0.2                | 7324.1            | 0.9              |
| 26Feb2019 | 18:33 | 0.9             | 0.2                | 7324.1            | 0.9              |
| 26Feb2019 | 18:34 | 0.9             | 0.2                | 7324.1            | 0.9              |
| 26Feb2019 | 18:35 | 0.9             | 0.2                | 7324.1            | 0.9              |
| 26Feb2019 | 18:36 | 0.9             | 0.2                | 7324.1            | 0.9              |
| 26Feb2019 | 18:37 | 0.9             | 0.2                | 7324.1            | 0.9              |
| 26Feb2019 | 18:38 | 0.9             | 0.2                | 7324.1            | 0.9              |
| 26Feb2019 | 18:39 | 0.9             | 0.2                | 7324.1            | 0.9              |
| 26Feb2019 | 18:40 | 0.9             | 0.2                | 7324.1            | 0.9              |
| 26Feb2019 | 18:41 | 0.9             | 0.2                | 7324.1            | 0.9              |
| 26Feb2019 | 18:42 | 0.9             | 0.2                | 7324.1            | 0.9              |
| 26Feb2019 | 18:43 | 0.9             | 0.2                | 7324.1            | 0.9              |
| 26Feb2019 | 18:44 | 0.9             | 0.2                | 7324.1            | 0.9              |
| 26Feb2019 | 18:45 | 0.9             | 0.2                | 7324.1            | 0.9              |
| 26Feb2019 | 18:46 | 0.9             | 0.2                | 7324.1            | 0.9              |
| 26Feb2019 | 18:47 | 0.9             | 0.2                | 7324.1            | 0.9              |
| 26Feb2019 | 18:48 | 0.9             | 0.2                | 7324.1            | 0.9              |
| 26Feb2019 | 18:49 | 0.9             | 0.2                | 7324.1            | 0.9              |
| 26Feb2019 | 18:50 | 0.9             | 0.2                | 7324.1            | 0.9              |
| 26Feb2019 | 18:51 | 0.9             | 0.2                | 7324.1            | 0.9              |
| 26Feb2019 | 18:52 | 0.9             | 0.2                | 7324.1            | 0.9              |
| 26Feb2019 | 18:53 | 0.9             | 0.2                | 7324.1            | 0.9              |
| 26Feb2019 | 18:54 | 0.9             | 0.2                | 7324.1            | 0.9              |
| 26Feb2019 | 18:55 | 0.9             | 0.2                | 7324.1            | 0.9              |
| 26Feb2019 | 18:56 | 0.9             | 0.2                | 7324.1            | 0.9              |
| 26Feb2019 | 18:57 | 0.9             | 0.2                | 7324.1            | 0.9              |
| 26Feb2019 | 18:58 | 0.9             | 0.2                | 7324.1            | 0.9              |
| 26Feb2019 | 18:59 | 0.9             | 0.2                | 7324.1            | 0.9              |
| 26Feb2019 | 19:00 | 0.9             | 0.2                | 7324.1            | 0.9              |
| 26Feb2019 | 19:01 | 0.9             | 0.2                | 7324.1            | 0.9              |

| Date      | Time  | Inflow<br>(CFS) | Storage<br>(AC-FT) | Elevation<br>(FT) | Outflow<br>(CFS) |
|-----------|-------|-----------------|--------------------|-------------------|------------------|
| 26Feb2019 | 19:02 | 0.9             | 0.2                | 7324.1            | 0.9              |
| 26Feb2019 | 19:03 | 0.9             | 0.2                | 7324.1            | 0.9              |
| 26Feb2019 | 19:04 | 0.9             | 0.2                | 7324.1            | 0.9              |
| 26Feb2019 | 19:05 | 0.8             | 0.2                | 7324.1            | 0.9              |
| 26Feb2019 | 19:06 | 0.8             | 0.2                | 7324.1            | 0.9              |
| 26Feb2019 | 19:07 | 0.8             | 0.2                | 7324.1            | 0.9              |
| 26Feb2019 | 19:08 | 0.8             | 0.2                | 7324.1            | 0.9              |
| 26Feb2019 | 19:09 | 0.8             | 0.2                | 7324.1            | 0.9              |
| 26Feb2019 | 19:10 | 0.8             | 0.2                | 7324.1            | 0.9              |
| 26Feb2019 | 19:11 | 0.8             | 0.2                | 7324.1            | 0.9              |
| 26Feb2019 | 19:12 | 0.8             | 0.2                | 7324.1            | 0.9              |
| 26Feb2019 | 19:13 | 0.8             | 0.2                | 7324.1            | 0.9              |
| 26Feb2019 | 19:14 | 0.8             | 0.2                | 7324.1            | 0.9              |
| 26Feb2019 | 19:15 | 0.8             | 0.2                | 7324.1            | 0.9              |
| 26Feb2019 | 19:16 | 0.8             | 0.2                | 7324.1            | 0.9              |
| 26Feb2019 | 19:17 | 0.8             | 0.2                | 7324.1            | 0.9              |
| 26Feb2019 | 19:18 | 0.8             | 0.2                | 7324.1            | 0.9              |
| 26Feb2019 | 19:19 | 0.8             | 0.2                | 7324.1            | 0.9              |
| 26Feb2019 | 19:20 | 0.8             | 0.2                | 7324.1            | 0.9              |
| 26Feb2019 | 19:21 | 0.8             | 0.2                | 7324.1            | 0.9              |
| 26Feb2019 | 19:22 | 0.8             | 0.2                | 7324.1            | 0.9              |
| 26Feb2019 | 19:23 | 0.8             | 0.2                | 7324.1            | 0.9              |
| 26Feb2019 | 19:24 | 0.8             | 0.2                | 7324.1            | 0.9              |
| 26Feb2019 | 19:25 | 0.8             | 0.2                | 7324.1            | 0.9              |
| 26Feb2019 | 19:26 | 0.8             | 0.2                | 7324.1            | 0.9              |
| 26Feb2019 | 19:27 | 0.8             | 0.2                | 7324.1            | 0.9              |
| 26Feb2019 | 19:28 | 0.8             | 0.2                | 7324.1            | 0.9              |
| 26Feb2019 | 19:29 | 0.8             | 0.2                | 7324.1            | 0.8              |
| 26Feb2019 | 19:30 | 0.8             | 0.2                | 7324.1            | 0.8              |
| 26Feb2019 | 19:31 | 0.8             | 0.2                | 7324.1            | 0.8              |
| 26Feb2019 | 19:32 | 0.8             | 0.2                | 7324.1            | 0.8              |



| Date      | Time  | Inflow<br>(CFS) | Storage<br>(AC-FT) | Elevation<br>(FT) | Outflow<br>(CFS) |
|-----------|-------|-----------------|--------------------|-------------------|------------------|
| 26Feb2019 | 19:33 | 0.8             | 0.2                | 7324.1            | 0.8              |
| 26Feb2019 | 19:34 | 0.8             | 0.2                | 7324.1            | 0.8              |
| 26Feb2019 | 19:35 | 0.8             | 0.2                | 7324.1            | 0.8              |
| 26Feb2019 | 19:36 | 0.8             | 0.2                | 7324.1            | 0.8              |
| 26Feb2019 | 19:37 | 0.8             | 0.2                | 7324.1            | 0.8              |
| 26Feb2019 | 19:38 | 0.8             | 0.2                | 7324.1            | 0.8              |
| 26Feb2019 | 19:39 | 0.8             | 0.2                | 7324.1            | 0.8              |
| 26Feb2019 | 19:40 | 0.8             | 0.2                | 7324.1            | 0.8              |
| 26Feb2019 | 19:41 | 0.8             | 0.2                | 7324.1            | 0.8              |
| 26Feb2019 | 19:42 | 0.8             | 0.2                | 7324.1            | 0.8              |
| 26Feb2019 | 19:43 | 0.8             | 0.2                | 7324.1            | 0.8              |
| 26Feb2019 | 19:44 | 0.8             | 0.2                | 7324.1            | 0.8              |
| 26Feb2019 | 19:45 | 0.8             | 0.2                | 7324.1            | 0.8              |
| 26Feb2019 | 19:46 | 0.8             | 0.2                | 7324.1            | 0.8              |
| 26Feb2019 | 19:47 | 0.8             | 0.2                | 7324.1            | 0.8              |
| 26Feb2019 | 19:48 | 0.8             | 0.2                | 7324.1            | 0.8              |
| 26Feb2019 | 19:49 | 0.8             | 0.2                | 7324.1            | 0.8              |
| 26Feb2019 | 19:50 | 0.8             | 0.2                | 7324.1            | 0.8              |
| 26Feb2019 | 19:51 | 0.8             | 0.2                | 7324.1            | 0.8              |
| 26Feb2019 | 19:52 | 0.8             | 0.2                | 7324.1            | 0.8              |
| 26Feb2019 | 19:53 | 0.8             | 0.2                | 7324.1            | 0.8              |
| 26Feb2019 | 19:54 | 0.8             | 0.2                | 7324.1            | 0.8              |
| 26Feb2019 | 19:55 | 0.8             | 0.2                | 7324.1            | 0.8              |
| 26Feb2019 | 19:56 | 0.8             | 0.2                | 7324.1            | 0.8              |
| 26Feb2019 | 19:57 | 0.7             | 0.2                | 7324.1            | 0.8              |
| 26Feb2019 | 19:58 | 0.7             | 0.2                | 7324.1            | 0.8              |
| 26Feb2019 | 19:59 | 0.7             | 0.2                | 7324.1            | 0.8              |
| 26Feb2019 | 20:00 | 0.7             | 0.2                | 7324.1            | 0.8              |
| 26Feb2019 | 20:01 | 0.7             | 0.2                | 7324.1            | 0.8              |
| 26Feb2019 | 20:02 | 0.7             | 0.2                | 7324.1            | 0.8              |
| 26Feb2019 | 20:03 | 0.7             | 0.2                | 7324.1            | 0.8              |

| Date      | Time  | Inflow<br>(CFS) | Storage<br>(AC-FT) | Elevation<br>(FT) | Outflow<br>(CFS) |
|-----------|-------|-----------------|--------------------|-------------------|------------------|
| 26Feb2019 | 20:04 | 0.7             | 0.2                | 7324.1            | 0.8              |
| 26Feb2019 | 20:05 | 0.7             | 0.2                | 7324.1            | 0.8              |
| 26Feb2019 | 20:06 | 0.7             | 0.2                | 7324.1            | 0.8              |
| 26Feb2019 | 20:07 | 0.7             | 0.2                | 7324.1            | 0.8              |
| 26Feb2019 | 20:08 | 0.7             | 0.2                | 7324.1            | 0.8              |
| 26Feb2019 | 20:09 | 0.7             | 0.2                | 7324.1            | 0.8              |
| 26Feb2019 | 20:10 | 0.7             | 0.2                | 7324.1            | 0.8              |
| 26Feb2019 | 20:11 | 0.7             | 0.2                | 7324.1            | 0.8              |
| 26Feb2019 | 20:12 | 0.7             | 0.2                | 7324.1            | 0.8              |
| 26Feb2019 | 20:13 | 0.7             | 0.2                | 7324.1            | 0.8              |
| 26Feb2019 | 20:14 | 0.7             | 0.2                | 7324.1            | 0.8              |
| 26Feb2019 | 20:15 | 0.7             | 0.2                | 7324.1            | 0.8              |
| 26Feb2019 | 20:16 | 0.7             | 0.2                | 7324.1            | 0.8              |
| 26Feb2019 | 20:17 | 0.7             | 0.2                | 7324.1            | 0.8              |
| 26Feb2019 | 20:18 | 0.7             | 0.2                | 7324.1            | 0.8              |
| 26Feb2019 | 20:19 | 0.7             | 0.2                | 7324.1            | 0.8              |
| 26Feb2019 | 20:20 | 0.7             | 0.2                | 7324.1            | 0.8              |
| 26Feb2019 | 20:21 | 0.7             | 0.2                | 7324.1            | 0.8              |
| 26Feb2019 | 20:22 | 0.7             | 0.2                | 7324.1            | 0.8              |
| 26Feb2019 | 20:23 | 0.7             | 0.2                | 7324.1            | 0.8              |
| 26Feb2019 | 20:24 | 0.7             | 0.2                | 7324.1            | 0.8              |
| 26Feb2019 | 20:25 | 0.7             | 0.2                | 7324.1            | 0.8              |
| 26Feb2019 | 20:26 | 0.7             | 0.2                | 7324.1            | 0.8              |
| 26Feb2019 | 20:27 | 0.7             | 0.2                | 7324.1            | 0.8              |
| 26Feb2019 | 20:28 | 0.7             | 0.2                | 7324.1            | 0.8              |
| 26Feb2019 | 20:29 | 0.7             | 0.2                | 7324.1            | 0.8              |
| 26Feb2019 | 20:30 | 0.7             | 0.2                | 7324.1            | 0.8              |
| 26Feb2019 | 20:31 | 0.7             | 0.2                | 7324.1            | 0.8              |
| 26Feb2019 | 20:32 | 0.7             | 0.2                | 7324.1            | 0.8              |
| 26Feb2019 | 20:33 | 0.7             | 0.2                | 7324.1            | 0.8              |
| 26Feb2019 | 20:34 | 0.7             | 0.2                | 7324.1            | 0.8              |

| Date      | Time  | Inflow<br>(CFS) | Storage<br>(AC-FT) | Elevation<br>(FT) | Outflow<br>(CFS) |
|-----------|-------|-----------------|--------------------|-------------------|------------------|
| 26Feb2019 | 20:35 | 0.7             | 0.2                | 7324.1            | 0.8              |
| 26Feb2019 | 20:36 | 0.7             | 0.2                | 7324.1            | 0.8              |
| 26Feb2019 | 20:37 | 0.7             | 0.2                | 7324.1            | 0.8              |
| 26Feb2019 | 20:38 | 0.7             | 0.2                | 7324.1            | 0.8              |
| 26Feb2019 | 20:39 | 0.7             | 0.2                | 7324.1            | 0.8              |
| 26Feb2019 | 20:40 | 0.7             | 0.2                | 7324.1            | 0.8              |
| 26Feb2019 | 20:41 | 0.8             | 0.2                | 7324.1            | 0.8              |
| 26Feb2019 | 20:42 | 0.8             | 0.2                | 7324.1            | 0.8              |
| 26Feb2019 | 20:43 | 0.8             | 0.2                | 7324.1            | 0.8              |
| 26Feb2019 | 20:44 | 0.8             | 0.2                | 7324.1            | 0.8              |
| 26Feb2019 | 20:45 | 0.8             | 0.2                | 7324.1            | 0.8              |
| 26Feb2019 | 20:46 | 0.8             | 0.2                | 7324.1            | 0.8              |
| 26Feb2019 | 20:47 | 0.8             | 0.2                | 7324.1            | 0.8              |
| 26Feb2019 | 20:48 | 0.8             | 0.2                | 7324.1            | 0.8              |
| 26Feb2019 | 20:49 | 0.8             | 0.2                | 7324.1            | 0.8              |
| 26Feb2019 | 20:50 | 0.8             | 0.2                | 7324.1            | 0.8              |
| 26Feb2019 | 20:51 | 0.8             | 0.2                | 7324.1            | 0.8              |
| 26Feb2019 | 20:52 | 0.8             | 0.2                | 7324.1            | 0.8              |
| 26Feb2019 | 20:53 | 0.8             | 0.2                | 7324.1            | 0.8              |
| 26Feb2019 | 20:54 | 0.8             | 0.2                | 7324.1            | 0.8              |
| 26Feb2019 | 20:55 | 0.8             | 0.2                | 7324.1            | 0.8              |
| 26Feb2019 | 20:56 | 0.8             | 0.2                | 7324.1            | 0.8              |
| 26Feb2019 | 20:57 | 0.8             | 0.2                | 7324.1            | 0.8              |
| 26Feb2019 | 20:58 | 0.8             | 0.2                | 7324.1            | 0.8              |
| 26Feb2019 | 20:59 | 0.8             | 0.2                | 7324.1            | 0.8              |
| 26Feb2019 | 21:00 | 0.8             | 0.2                | 7324.1            | 0.8              |
| 26Feb2019 | 21:01 | 0.8             | 0.2                | 7324.1            | 0.8              |
| 26Feb2019 | 21:02 | 0.8             | 0.2                | 7324.1            | 0.8              |
| 26Feb2019 | 21:03 | 0.8             | 0.2                | 7324.1            | 0.8              |
| 26Feb2019 | 21:04 | 0.8             | 0.2                | 7324.1            | 0.8              |
| 26Feb2019 | 21:05 | 0.8             | 0.2                | 7324.1            | 0.8              |

| Date      | Time  | Inflow<br>(CFS) | Storage<br>(AC-FT) | Elevation<br>(FT) | Outflow<br>(CFS) |
|-----------|-------|-----------------|--------------------|-------------------|------------------|
| 26Feb2019 | 21:06 | 0.8             | 0.2                | 7324.1            | 0.8              |
| 26Feb2019 | 21:07 | 0.8             | 0.2                | 7324.1            | 0.8              |
| 26Feb2019 | 21:08 | 0.8             | 0.2                | 7324.1            | 0.8              |
| 26Feb2019 | 21:09 | 0.8             | 0.2                | 7324.1            | 0.8              |
| 26Feb2019 | 21:10 | 0.8             | 0.2                | 7324.1            | 0.8              |
| 26Feb2019 | 21:11 | 0.8             | 0.2                | 7324.1            | 0.8              |
| 26Feb2019 | 21:12 | 0.8             | 0.2                | 7324.1            | 0.8              |
| 26Feb2019 | 21:13 | 0.8             | 0.2                | 7324.1            | 0.8              |
| 26Feb2019 | 21:14 | 0.8             | 0.2                | 7324.1            | 0.8              |
| 26Feb2019 | 21:15 | 0.8             | 0.2                | 7324.1            | 0.8              |
| 26Feb2019 | 21:16 | 0.8             | 0.2                | 7324.1            | 0.8              |
| 26Feb2019 | 21:17 | 0.8             | 0.2                | 7324.1            | 0.8              |
| 26Feb2019 | 21:18 | 0.8             | 0.2                | 7324.1            | 0.8              |
| 26Feb2019 | 21:19 | 0.8             | 0.2                | 7324.1            | 0.8              |
| 26Feb2019 | 21:20 | 0.8             | 0.2                | 7324.1            | 0.8              |
| 26Feb2019 | 21:21 | 0.8             | 0.2                | 7324.1            | 0.8              |
| 26Feb2019 | 21:22 | 0.8             | 0.2                | 7324.1            | 0.8              |
| 26Feb2019 | 21:23 | 0.8             | 0.2                | 7324.1            | 0.8              |
| 26Feb2019 | 21:24 | 0.8             | 0.2                | 7324.1            | 0.8              |
| 26Feb2019 | 21:25 | 0.8             | 0.2                | 7324.1            | 0.8              |
| 26Feb2019 | 21:26 | 0.8             | 0.2                | 7324.1            | 0.8              |
| 26Feb2019 | 21:27 | 0.8             | 0.2                | 7324.1            | 0.8              |
| 26Feb2019 | 21:28 | 0.8             | 0.2                | 7324.1            | 0.8              |
| 26Feb2019 | 21:29 | 0.8             | 0.2                | 7324.1            | 0.8              |
| 26Feb2019 | 21:30 | 0.8             | 0.2                | 7324.1            | 0.8              |
| 26Feb2019 | 21:31 | 0.8             | 0.2                | 7324.1            | 0.8              |
| 26Feb2019 | 21:32 | 0.8             | 0.2                | 7324.1            | 0.8              |
| 26Feb2019 | 21:33 | 0.8             | 0.2                | 7324.1            | 0.8              |
| 26Feb2019 | 21:34 | 0.8             | 0.2                | 7324.1            | 0.8              |
| 26Feb2019 | 21:35 | 0.8             | 0.2                | 7324.1            | 0.8              |
| 26Feb2019 | 21:36 | 0.8             | 0.2                | 7324.1            | 0.8              |

| Date      | Time  | Inflow<br>(CFS) | Storage<br>(AC-FT) | Elevation<br>(FT) | Outflow<br>(CFS) |
|-----------|-------|-----------------|--------------------|-------------------|------------------|
| 26Feb2019 | 21:37 | 0.8             | 0.2                | 7324.1            | 0.8              |
| 26Feb2019 | 21:38 | 0.8             | 0.2                | 7324.1            | 0.8              |
| 26Feb2019 | 21:39 | 0.8             | 0.2                | 7324.1            | 0.8              |
| 26Feb2019 | 21:40 | 0.8             | 0.2                | 7324.1            | 0.8              |
| 26Feb2019 | 21:41 | 0.8             | 0.2                | 7324.1            | 0.8              |
| 26Feb2019 | 21:42 | 0.8             | 0.2                | 7324.1            | 0.8              |
| 26Feb2019 | 21:43 | 0.8             | 0.2                | 7324.1            | 0.8              |
| 26Feb2019 | 21:44 | 0.8             | 0.2                | 7324.1            | 0.8              |
| 26Feb2019 | 21:45 | 0.8             | 0.2                | 7324.1            | 0.8              |
| 26Feb2019 | 21:46 | 0.8             | 0.2                | 7324.1            | 0.8              |
| 26Feb2019 | 21:47 | 0.8             | 0.2                | 7324.1            | 0.8              |
| 26Feb2019 | 21:48 | 0.8             | 0.2                | 7324.1            | 0.8              |
| 26Feb2019 | 21:49 | 0.8             | 0.2                | 7324.1            | 0.8              |
| 26Feb2019 | 21:50 | 0.8             | 0.2                | 7324.1            | 0.8              |
| 26Feb2019 | 21:51 | 0.8             | 0.2                | 7324.1            | 0.8              |
| 26Feb2019 | 21:52 | 0.8             | 0.2                | 7324.1            | 0.8              |
| 26Feb2019 | 21:53 | 0.8             | 0.2                | 7324.1            | 0.8              |
| 26Feb2019 | 21:54 | 0.8             | 0.2                | 7324.1            | 0.8              |
| 26Feb2019 | 21:55 | 0.8             | 0.2                | 7324.1            | 0.8              |
| 26Feb2019 | 21:56 | 0.8             | 0.2                | 7324.1            | 0.8              |
| 26Feb2019 | 21:57 | 0.8             | 0.2                | 7324.1            | 0.8              |
| 26Feb2019 | 21:58 | 0.8             | 0.2                | 7324.1            | 0.8              |
| 26Feb2019 | 21:59 | 0.8             | 0.2                | 7324.1            | 0.8              |
| 26Feb2019 | 22:00 | 0.8             | 0.2                | 7324.1            | 0.8              |
| 26Feb2019 | 22:01 | 0.8             | 0.2                | 7324.1            | 0.8              |
| 26Feb2019 | 22:02 | 0.8             | 0.2                | 7324.1            | 0.8              |
| 26Feb2019 | 22:03 | 0.8             | 0.2                | 7324.1            | 0.8              |
| 26Feb2019 | 22:04 | 0.8             | 0.2                | 7324.1            | 0.8              |
| 26Feb2019 | 22:05 | 0.8             | 0.2                | 7324.1            | 0.8              |
| 26Feb2019 | 22:06 | 0.8             | 0.2                | 7324.1            | 0.8              |
| 26Feb2019 | 22:07 | 0.8             | 0.2                | 7324.1            | 0.8              |

| Date      | Time  | Inflow<br>(CFS) | Storage<br>(AC-FT) | Elevation<br>(FT) | Outflow<br>(CFS) |
|-----------|-------|-----------------|--------------------|-------------------|------------------|
| 26Feb2019 | 22:08 | 0.8             | 0.2                | 7324.1            | 0.8              |
| 26Feb2019 | 22:09 | 0.8             | 0.2                | 7324.1            | 0.8              |
| 26Feb2019 | 22:10 | 0.8             | 0.2                | 7324.1            | 0.8              |
| 26Feb2019 | 22:11 | 0.8             | 0.2                | 7324.1            | 0.8              |
| 26Feb2019 | 22:12 | 0.8             | 0.2                | 7324.1            | 0.8              |
| 26Feb2019 | 22:13 | 0.8             | 0.2                | 7324.1            | 0.8              |
| 26Feb2019 | 22:14 | 0.8             | 0.2                | 7324.1            | 0.8              |
| 26Feb2019 | 22:15 | 0.8             | 0.2                | 7324.1            | 0.8              |
| 26Feb2019 | 22:16 | 0.8             | 0.2                | 7324.1            | 0.8              |
| 26Feb2019 | 22:17 | 0.8             | 0.2                | 7324.1            | 0.8              |
| 26Feb2019 | 22:18 | 0.8             | 0.2                | 7324.1            | 0.8              |
| 26Feb2019 | 22:19 | 0.8             | 0.2                | 7324.1            | 0.8              |
| 26Feb2019 | 22:20 | 0.8             | 0.2                | 7324.1            | 0.8              |
| 26Feb2019 | 22:21 | 0.9             | 0.2                | 7324.1            | 0.8              |
| 26Feb2019 | 22:22 | 0.9             | 0.2                | 7324.1            | 0.8              |
| 26Feb2019 | 22:23 | 0.9             | 0.2                | 7324.1            | 0.8              |
| 26Feb2019 | 22:24 | 0.9             | 0.2                | 7324.1            | 0.8              |
| 26Feb2019 | 22:25 | 0.9             | 0.2                | 7324.1            | 0.8              |
| 26Feb2019 | 22:26 | 0.9             | 0.2                | 7324.1            | 0.8              |
| 26Feb2019 | 22:27 | 0.9             | 0.2                | 7324.1            | 0.8              |
| 26Feb2019 | 22:28 | 0.9             | 0.2                | 7324.1            | 0.8              |
| 26Feb2019 | 22:29 | 0.9             | 0.2                | 7324.1            | 0.8              |
| 26Feb2019 | 22:30 | 0.9             | 0.2                | 7324.1            | 0.8              |
| 26Feb2019 | 22:31 | 0.9             | 0.2                | 7324.1            | 0.8              |
| 26Feb2019 | 22:32 | 0.9             | 0.2                | 7324.1            | 0.8              |
| 26Feb2019 | 22:33 | 0.9             | 0.2                | 7324.1            | 0.8              |
| 26Feb2019 | 22:34 | 0.9             | 0.2                | 7324.1            | 0.8              |
| 26Feb2019 | 22:35 | 0.9             | 0.2                | 7324.1            | 0.8              |
| 26Feb2019 | 22:36 | 0.9             | 0.2                | 7324.1            | 0.8              |
| 26Feb2019 | 22:37 | 0.9             | 0.2                | 7324.1            | 0.8              |
| 26Feb2019 | 22:38 | 0.9             | 0.2                | 7324.1            | 0.8              |

| Date      | Time  | Inflow<br>(CFS) | Storage<br>(AC-FT) | Elevation<br>(FT) | Outflow<br>(CFS) |
|-----------|-------|-----------------|--------------------|-------------------|------------------|
| 26Feb2019 | 22:39 | 0.9             | 0.2                | 7324.1            | 0.8              |
| 26Feb2019 | 22:40 | 0.9             | 0.2                | 7324.1            | 0.8              |
| 26Feb2019 | 22:41 | 0.9             | 0.2                | 7324.1            | 0.8              |
| 26Feb2019 | 22:42 | 0.9             | 0.2                | 7324.1            | 0.8              |
| 26Feb2019 | 22:43 | 0.9             | 0.2                | 7324.1            | 0.8              |
| 26Feb2019 | 22:44 | 0.9             | 0.2                | 7324.1            | 0.8              |
| 26Feb2019 | 22:45 | 0.9             | 0.2                | 7324.1            | 0.8              |
| 26Feb2019 | 22:46 | 0.9             | 0.2                | 7324.1            | 0.8              |
| 26Feb2019 | 22:47 | 0.9             | 0.2                | 7324.1            | 0.8              |
| 26Feb2019 | 22:48 | 0.9             | 0.2                | 7324.1            | 0.8              |
| 26Feb2019 | 22:49 | 0.9             | 0.2                | 7324.1            | 0.8              |
| 26Feb2019 | 22:50 | 0.9             | 0.2                | 7324.1            | 0.8              |
| 26Feb2019 | 22:51 | 0.9             | 0.2                | 7324.1            | 0.8              |
| 26Feb2019 | 22:52 | 0.9             | 0.2                | 7324.1            | 0.8              |
| 26Feb2019 | 22:53 | 0.9             | 0.2                | 7324.1            | 0.8              |
| 26Feb2019 | 22:54 | 0.9             | 0.2                | 7324.1            | 0.8              |
| 26Feb2019 | 22:55 | 0.9             | 0.2                | 7324.1            | 0.8              |
| 26Feb2019 | 22:56 | 0.9             | 0.2                | 7324.1            | 0.8              |
| 26Feb2019 | 22:57 | 0.9             | 0.2                | 7324.1            | 0.8              |
| 26Feb2019 | 22:58 | 0.9             | 0.2                | 7324.1            | 0.8              |
| 26Feb2019 | 22:59 | 0.9             | 0.2                | 7324.1            | 0.8              |
| 26Feb2019 | 23:00 | 0.9             | 0.2                | 7324.1            | 0.8              |
| 26Feb2019 | 23:01 | 0.9             | 0.2                | 7324.1            | 0.9              |
| 26Feb2019 | 23:02 | 0.9             | 0.2                | 7324.1            | 0.9              |
| 26Feb2019 | 23:03 | 0.9             | 0.2                | 7324.1            | 0.9              |
| 26Feb2019 | 23:04 | 0.9             | 0.2                | 7324.1            | 0.9              |
| 26Feb2019 | 23:05 | 0.9             | 0.2                | 7324.1            | 0.9              |
| 26Feb2019 | 23:06 | 0.9             | 0.2                | 7324.1            | 0.9              |
| 26Feb2019 | 23:07 | 0.9             | 0.2                | 7324.1            | 0.9              |
| 26Feb2019 | 23:08 | 0.9             | 0.2                | 7324.1            | 0.9              |
| 26Feb2019 | 23:09 | 0.9             | 0.2                | 7324.1            | 0.9              |

| Date      | Time  | Inflow<br>(CFS) | Storage<br>(AC-FT) | Elevation<br>(FT) | Outflow<br>(CFS) |
|-----------|-------|-----------------|--------------------|-------------------|------------------|
| 26Feb2019 | 23:10 | 0.9             | 0.2                | 7324.1            | 0.9              |
| 26Feb2019 | 23:11 | 0.9             | 0.2                | 7324.1            | 0.9              |
| 26Feb2019 | 23:12 | 0.9             | 0.2                | 7324.1            | 0.9              |
| 26Feb2019 | 23:13 | 0.9             | 0.2                | 7324.1            | 0.9              |
| 26Feb2019 | 23:14 | 0.9             | 0.2                | 7324.1            | 0.9              |
| 26Feb2019 | 23:15 | 0.9             | 0.2                | 7324.1            | 0.9              |
| 26Feb2019 | 23:16 | 0.9             | 0.2                | 7324.1            | 0.9              |
| 26Feb2019 | 23:17 | 0.9             | 0.2                | 7324.1            | 0.9              |
| 26Feb2019 | 23:18 | 0.9             | 0.2                | 7324.1            | 0.9              |
| 26Feb2019 | 23:19 | 0.9             | 0.2                | 7324.1            | 0.9              |
| 26Feb2019 | 23:20 | 0.9             | 0.2                | 7324.1            | 0.9              |
| 26Feb2019 | 23:21 | 0.9             | 0.2                | 7324.1            | 0.9              |
| 26Feb2019 | 23:22 | 0.9             | 0.2                | 7324.1            | 0.9              |
| 26Feb2019 | 23:23 | 0.9             | 0.2                | 7324.1            | 0.9              |
| 26Feb2019 | 23:24 | 0.9             | 0.2                | 7324.1            | 0.9              |
| 26Feb2019 | 23:25 | 0.9             | 0.2                | 7324.1            | 0.9              |
| 26Feb2019 | 23:26 | 0.9             | 0.2                | 7324.1            | 0.9              |
| 26Feb2019 | 23:27 | 0.9             | 0.2                | 7324.1            | 0.9              |
| 26Feb2019 | 23:28 | 0.9             | 0.2                | 7324.1            | 0.9              |
| 26Feb2019 | 23:29 | 0.9             | 0.2                | 7324.1            | 0.9              |
| 26Feb2019 | 23:30 | 0.9             | 0.2                | 7324.1            | 0.9              |
| 26Feb2019 | 23:31 | 0.9             | 0.2                | 7324.1            | 0.9              |
| 26Feb2019 | 23:32 | 0.9             | 0.2                | 7324.1            | 0.9              |
| 26Feb2019 | 23:33 | 0.9             | 0.2                | 7324.1            | 0.9              |
| 26Feb2019 | 23:34 | 0.9             | 0.2                | 7324.1            | 0.9              |
| 26Feb2019 | 23:35 | 0.9             | 0.2                | 7324.1            | 0.9              |
| 26Feb2019 | 23:36 | 0.9             | 0.2                | 7324.1            | 0.9              |
| 26Feb2019 | 23:37 | 0.9             | 0.2                | 7324.1            | 0.9              |
| 26Feb2019 | 23:38 | 0.9             | 0.2                | 7324.1            | 0.9              |
| 26Feb2019 | 23:39 | 0.9             | 0.2                | 7324.1            | 0.9              |
| 26Feb2019 | 23:40 | 0.9             | 0.2                | 7324.1            | 0.9              |



| Date      | Time  | Inflow<br>(CFS) | Storage<br>(AC-FT) | Elevation<br>(FT) | Outflow<br>(CFS) |
|-----------|-------|-----------------|--------------------|-------------------|------------------|
| 26Feb2019 | 23:41 | 0.9             | 0.2                | 7324.1            | 0.9              |
| 26Feb2019 | 23:42 | 0.9             | 0.2                | 7324.1            | 0.9              |
| 26Feb2019 | 23:43 | 0.9             | 0.2                | 7324.1            | 0.9              |
| 26Feb2019 | 23:44 | 0.9             | 0.2                | 7324.1            | 0.9              |
| 26Feb2019 | 23:45 | 0.9             | 0.2                | 7324.1            | 0.9              |
| 26Feb2019 | 23:46 | 0.9             | 0.2                | 7324.1            | 0.9              |
| 26Feb2019 | 23:47 | 0.9             | 0.2                | 7324.1            | 0.9              |
| 26Feb2019 | 23:48 | 0.9             | 0.2                | 7324.1            | 0.9              |
| 26Feb2019 | 23:49 | 0.9             | 0.2                | 7324.1            | 0.9              |
| 26Feb2019 | 23:50 | 0.9             | 0.2                | 7324.1            | 0.9              |
| 26Feb2019 | 23:51 | 0.9             | 0.2                | 7324.1            | 0.9              |
| 26Feb2019 | 23:52 | 0.9             | 0.2                | 7324.1            | 0.9              |
| 26Feb2019 | 23:53 | 0.9             | 0.2                | 7324.1            | 0.9              |
| 26Feb2019 | 23:54 | 0.9             | 0.2                | 7324.1            | 0.9              |
| 26Feb2019 | 23:55 | 0.9             | 0.2                | 7324.1            | 0.9              |
| 26Feb2019 | 23:56 | 0.9             | 0.2                | 7324.1            | 0.9              |
| 26Feb2019 | 23:57 | 0.9             | 0.2                | 7324.1            | 0.9              |
| 26Feb2019 | 23:58 | 0.9             | 0.2                | 7324.1            | 0.9              |
| 26Feb2019 | 23:59 | 0.9             | 0.2                | 7324.1            | 0.9              |
| 27Feb2019 | 00:00 | 0.9             | 0.2                | 7324.1            | 0.9              |
| 27Feb2019 | 00:01 | 0.9             | 0.2                | 7324.1            | 0.9              |
| 27Feb2019 | 00:02 | 0.9             | 0.2                | 7324.1            | 0.9              |
| 27Feb2019 | 00:03 | 0.9             | 0.2                | 7324.1            | 0.9              |
| 27Feb2019 | 00:04 | 0.9             | 0.2                | 7324.1            | 0.9              |
| 27Feb2019 | 00:05 | 0.8             | 0.2                | 7324.1            | 0.9              |
| 27Feb2019 | 00:06 | 0.8             | 0.2                | 7324.1            | 0.9              |
| 27Feb2019 | 00:07 | 0.8             | 0.2                | 7324.1            | 0.9              |
| 27Feb2019 | 00:08 | 0.7             | 0.2                | 7324.1            | 0.9              |
| 27Feb2019 | 00:09 | 0.6             | 0.2                | 7324.1            | 0.9              |
| 27Feb2019 | 00:10 | 0.6             | 0.2                | 7324.1            | 0.9              |
| 27Feb2019 | 00:11 | 0.5             | 0.2                | 7324.1            | 0.8              |

| Date      | Time  | Inflow<br>(CFS) | Storage<br>(AC-FT) | Elevation<br>(FT) | Outflow<br>(CFS) |
|-----------|-------|-----------------|--------------------|-------------------|------------------|
| 27Feb2019 | 00:12 | 0.5             | 0.2                | 7324.1            | 0.8              |
| 27Feb2019 | 00:13 | 0.4             | 0.2                | 7324.1            | 0.8              |
| 27Feb2019 | 00:14 | 0.4             | 0.2                | 7324.1            | 0.8              |
| 27Feb2019 | 00:15 | 0.3             | 0.2                | 7324.1            | 0.8              |
| 27Feb2019 | 00:16 | 0.3             | 0.2                | 7324.1            | 0.8              |
| 27Feb2019 | 00:17 | 0.2             | 0.2                | 7324.1            | 0.8              |
| 27Feb2019 | 00:18 | 0.2             | 0.2                | 7324.1            | 0.8              |
| 27Feb2019 | 00:19 | 0.2             | 0.2                | 7324.1            | 0.7              |
| 27Feb2019 | 00:20 | 0.2             | 0.2                | 7324.1            | 0.7              |
| 27Feb2019 | 00:21 | 0.2             | 0.2                | 7324.1            | 0.7              |
| 27Feb2019 | 00:22 | 0.1             | 0.2                | 7324.1            | 0.7              |
| 27Feb2019 | 00:23 | 0.1             | 0.2                | 7324.1            | 0.7              |
| 27Feb2019 | 00:24 | 0.1             | 0.2                | 7324.1            | 0.7              |
| 27Feb2019 | 00:25 | 0.1             | 0.2                | 7324.1            | 0.6              |
| 27Feb2019 | 00:26 | 0.1             | 0.2                | 7324.1            | 0.6              |
| 27Feb2019 | 00:27 | 0.1             | 0.2                | 7324.1            | 0.6              |
| 27Feb2019 | 00:28 | 0.1             | 0.2                | 7324.1            | 0.6              |
| 27Feb2019 | 00:29 | 0.1             | 0.2                | 7324.1            | 0.6              |
| 27Feb2019 | 00:30 | 0.1             | 0.2                | 7324.1            | 0.6              |
| 27Feb2019 | 00:31 | 0.1             | 0.2                | 7324.1            | 0.6              |
| 27Feb2019 | 00:32 | 0.0             | 0.2                | 7324.1            | 0.5              |
| 27Feb2019 | 00:33 | 0.0             | 0.2                | 7324.1            | 0.5              |
| 27Feb2019 | 00:34 | 0.0             | 0.2                | 7324.1            | 0.5              |
| 27Feb2019 | 00:35 | 0.0             | 0.2                | 7324.1            | 0.5              |
| 27Feb2019 | 00:36 | 0.0             | 0.2                | 7324.1            | 0.5              |
| 27Feb2019 | 00:37 | 0.0             | 0.2                | 7324.1            | 0.5              |
| 27Feb2019 | 00:38 | 0.0             | 0.2                | 7324.1            | 0.5              |
| 27Feb2019 | 00:39 | 0.0             | 0.2                | 7324.1            | 0.4              |
| 27Feb2019 | 00:40 | 0.0             | 0.2                | 7324.1            | 0.4              |
| 27Feb2019 | 00:41 | 0.0             | 0.2                | 7324.1            | 0.4              |
| 27Feb2019 | 00:42 | 0.0             | 0.2                | 7324.1            | 0.4              |

| Date      | Time  | Inflow<br>(CFS) | Storage<br>(AC-FT) | Elevation<br>(FT) | Outflow<br>(CFS) |
|-----------|-------|-----------------|--------------------|-------------------|------------------|
| 27Feb2019 | 00:43 | 0.0             | 0.2                | 7324.1            | 0.4              |
| 27Feb2019 | 00:44 | 0.0             | 0.2                | 7324.1            | 0.4              |
| 27Feb2019 | 00:45 | 0.0             | 0.2                | 7324.1            | 0.4              |
| 27Feb2019 | 00:46 | 0.0             | 0.2                | 7324.1            | 0.4              |
| 27Feb2019 | 00:47 | 0.0             | 0.2                | 7324.0            | 0.4              |
| 27Feb2019 | 00:48 | 0.0             | 0.2                | 7324.0            | 0.4              |
| 27Feb2019 | 00:49 | 0.0             | 0.2                | 7324.0            | 0.3              |
| 27Feb2019 | 00:50 | 0.0             | 0.2                | 7324.0            | 0.3              |
| 27Feb2019 | 00:51 | 0.0             | 0.2                | 7324.0            | 0.3              |
| 27Feb2019 | 00:52 | 0.0             | 0.2                | 7324.0            | 0.3              |
| 27Feb2019 | 00:53 | 0.0             | 0.2                | 7324.0            | 0.3              |
| 27Feb2019 | 00:54 | 0.0             | 0.2                | 7324.0            | 0.3              |
| 27Feb2019 | 00:55 | 0.0             | 0.2                | 7324.0            | 0.3              |
| 27Feb2019 | 00:56 | 0.0             | 0.2                | 7324.0            | 0.3              |
| 27Feb2019 | 00:57 | 0.0             | 0.2                | 7324.0            | 0.3              |
| 27Feb2019 | 00:58 | 0.0             | 0.2                | 7324.0            | 0.3              |
| 27Feb2019 | 00:59 | 0.0             | 0.2                | 7324.0            | 0.3              |
| 27Feb2019 | 01:00 | 0.0             | 0.2                | 7324.0            | 0.3              |
| 27Feb2019 | 01:01 | 0.0             | 0.2                | 7324.0            | 0.2              |
| 27Feb2019 | 01:02 | 0.0             | 0.2                | 7324.0            | 0.2              |
| 27Feb2019 | 01:03 | 0.0             | 0.2                | 7324.0            | 0.2              |
| 27Feb2019 | 01:04 | 0.0             | 0.2                | 7324.0            | 0.2              |
| 27Feb2019 | 01:05 | 0.0             | 0.2                | 7324.0            | 0.2              |
| 27Feb2019 | 01:06 | 0.0             | 0.2                | 7324.0            | 0.2              |
| 27Feb2019 | 01:07 | 0.0             | 0.2                | 7324.0            | 0.2              |
| 27Feb2019 | 01:08 | 0.0             | 0.2                | 7324.0            | 0.2              |
| 27Feb2019 | 01:09 | 0.0             | 0.2                | 7324.0            | 0.2              |
| 27Feb2019 | 01:10 | 0.0             | 0.2                | 7324.0            | 0.2              |
| 27Feb2019 | 01:11 | 0.0             | 0.2                | 7324.0            | 0.2              |
| 27Feb2019 | 01:12 | 0.0             | 0.2                | 7324.0            | 0.2              |
| 27Feb2019 | 01:13 | 0.0             | 0.2                | 7324.0            | 0.2              |

| Date      | Time  | Inflow<br>(CFS) | Storage<br>(AC-FT) | Elevation<br>(FT) | Outflow<br>(CFS) |
|-----------|-------|-----------------|--------------------|-------------------|------------------|
| 27Feb2019 | 01:14 | 0.0             | 0.2                | 7324.0            | 0.2              |
| 27Feb2019 | 01:15 | 0.0             | 0.2                | 7324.0            | 0.2              |
| 27Feb2019 | 01:16 | 0.0             | 0.2                | 7324.0            | 0.2              |
| 27Feb2019 | 01:17 | 0.0             | 0.2                | 7324.0            | 0.2              |
| 27Feb2019 | 01:18 | 0.0             | 0.2                | 7324.0            | 0.2              |
| 27Feb2019 | 01:19 | 0.0             | 0.2                | 7324.0            | 0.1              |
| 27Feb2019 | 01:20 | 0.0             | 0.2                | 7324.0            | 0.1              |
| 27Feb2019 | 01:21 | 0.0             | 0.2                | 7324.0            | 0.1              |
| 27Feb2019 | 01:22 | 0.0             | 0.2                | 7324.0            | 0.1              |
| 27Feb2019 | 01:23 | 0.0             | 0.2                | 7324.0            | 0.1              |
| 27Feb2019 | 01:24 | 0.0             | 0.2                | 7324.0            | 0.1              |
| 27Feb2019 | 01:25 | 0.0             | 0.2                | 7324.0            | 0.1              |
| 27Feb2019 | 01:26 | 0.0             | 0.2                | 7324.0            | 0.1              |
| 27Feb2019 | 01:27 | 0.0             | 0.2                | 7324.0            | 0.1              |
| 27Feb2019 | 01:28 | 0.0             | 0.2                | 7324.0            | 0.1              |
| 27Feb2019 | 01:29 | 0.0             | 0.2                | 7324.0            | 0.1              |
| 27Feb2019 | 01:30 | 0.0             | 0.2                | 7324.0            | 0.1              |
| 27Feb2019 | 01:31 | 0.0             | 0.2                | 7324.0            | 0.1              |
| 27Feb2019 | 01:32 | 0.0             | 0.2                | 7324.0            | 0.1              |
| 27Feb2019 | 01:33 | 0.0             | 0.2                | 7324.0            | 0.1              |
| 27Feb2019 | 01:34 | 0.0             | 0.2                | 7324.0            | 0.1              |
| 27Feb2019 | 01:35 | 0.0             | 0.2                | 7324.0            | 0.1              |
| 27Feb2019 | 01:36 | 0.0             | 0.2                | 7324.0            | 0.1              |
| 27Feb2019 | 01:37 | 0.0             | 0.2                | 7324.0            | 0.1              |
| 27Feb2019 | 01:38 | 0.0             | 0.2                | 7324.0            | 0.1              |
| 27Feb2019 | 01:39 | 0.0             | 0.2                | 7324.0            | 0.1              |
| 27Feb2019 | 01:40 | 0.0             | 0.2                | 7324.0            | 0.1              |
| 27Feb2019 | 01:41 | 0.0             | 0.2                | 7324.0            | 0.1              |
| 27Feb2019 | 01:42 | 0.0             | 0.2                | 7324.0            | 0.1              |
| 27Feb2019 | 01:43 | 0.0             | 0.2                | 7324.0            | 0.1              |
| 27Feb2019 | 01:44 | 0.0             | 0.2                | 7324.0            | 0.1              |

| Date      | Time  | Inflow<br>(CFS) | Storage<br>(AC-FT) | Elevation<br>(FT) | Outflow<br>(CFS) |
|-----------|-------|-----------------|--------------------|-------------------|------------------|
| 27Feb2019 | 01:45 | 0.0             | 0.2                | 7324.0            | 0.1              |
| 27Feb2019 | 01:46 | 0.0             | 0.2                | 7324.0            | 0.1              |
| 27Feb2019 | 01:47 | 0.0             | 0.2                | 7324.0            | 0.1              |
| 27Feb2019 | 01:48 | 0.0             | 0.2                | 7324.0            | 0.1              |
| 27Feb2019 | 01:49 | 0.0             | 0.2                | 7324.0            | 0.1              |
| 27Feb2019 | 01:50 | 0.0             | 0.2                | 7324.0            | 0.1              |
| 27Feb2019 | 01:51 | 0.0             | 0.2                | 7324.0            | 0.1              |
| 27Feb2019 | 01:52 | 0.0             | 0.2                | 7324.0            | 0.1              |
| 27Feb2019 | 01:53 | 0.0             | 0.2                | 7324.0            | 0.1              |
| 27Feb2019 | 01:54 | 0.0             | 0.2                | 7324.0            | 0.1              |
| 27Feb2019 | 01:55 | 0.0             | 0.2                | 7324.0            | 0.1              |
| 27Feb2019 | 01:56 | 0.0             | 0.2                | 7324.0            | 0.1              |
| 27Feb2019 | 01:57 | 0.0             | 0.2                | 7324.0            | 0.1              |
| 27Feb2019 | 01:58 | 0.0             | 0.2                | 7324.0            | 0.1              |
| 27Feb2019 | 01:59 | 0.0             | 0.2                | 7324.0            | 0.1              |
| 27Feb2019 | 02:00 | 0.0             | 0.2                | 7324.0            | 0.1              |
| 27Feb2019 | 02:01 | 0.0             | 0.2                | 7324.0            | 0.1              |
| 27Feb2019 | 02:02 | 0.0             | 0.2                | 7324.0            | 0.1              |
| 27Feb2019 | 02:03 | 0.0             | 0.2                | 7324.0            | 0.1              |
| 27Feb2019 | 02:04 | 0.0             | 0.2                | 7324.0            | 0.1              |
| 27Feb2019 | 02:05 | 0.0             | 0.2                | 7324.0            | 0.1              |
| 27Feb2019 | 02:06 | 0.0             | 0.2                | 7324.0            | 0.1              |
| 27Feb2019 | 02:07 | 0.0             | 0.2                | 7324.0            | 0.1              |
| 27Feb2019 | 02:08 | 0.0             | 0.2                | 7324.0            | 0.1              |
| 27Feb2019 | 02:09 | 0.0             | 0.2                | 7324.0            | 0.1              |
| 27Feb2019 | 02:10 | 0.0             | 0.2                | 7324.0            | 0.1              |
| 27Feb2019 | 02:11 | 0.0             | 0.2                | 7324.0            | 0.1              |
| 27Feb2019 | 02:12 | 0.0             | 0.2                | 7324.0            | 0.1              |
| 27Feb2019 | 02:13 | 0.0             | 0.2                | 7324.0            | 0.1              |
| 27Feb2019 | 02:14 | 0.0             | 0.2                | 7324.0            | 0.1              |
| 27Feb2019 | 02:15 | 0.0             | 0.2                | 7324.0            | 0.1              |

| Date      | Time  | Inflow<br>(CFS) | Storage<br>(AC-FT) | Elevation<br>(FT) | Outflow<br>(CFS) |
|-----------|-------|-----------------|--------------------|-------------------|------------------|
| 27Feb2019 | 02:16 | 0.0             | 0.2                | 7324.0            | 0.1              |
| 27Feb2019 | 02:17 | 0.0             | 0.2                | 7324.0            | 0.1              |
| 27Feb2019 | 02:18 | 0.0             | 0.2                | 7324.0            | 0.1              |
| 27Feb2019 | 02:19 | 0.0             | 0.2                | 7324.0            | 0.1              |
| 27Feb2019 | 02:20 | 0.0             | 0.2                | 7324.0            | 0.1              |
| 27Feb2019 | 02:21 | 0.0             | 0.2                | 7324.0            | 0.1              |
| 27Feb2019 | 02:22 | 0.0             | 0.2                | 7324.0            | 0.1              |
| 27Feb2019 | 02:23 | 0.0             | 0.2                | 7324.0            | 0.1              |
| 27Feb2019 | 02:24 | 0.0             | 0.2                | 7324.0            | 0.1              |
| 27Feb2019 | 02:25 | 0.0             | 0.2                | 7324.0            | 0.1              |
| 27Feb2019 | 02:26 | 0.0             | 0.2                | 7324.0            | 0.1              |
| 27Feb2019 | 02:27 | 0.0             | 0.2                | 7324.0            | 0.1              |
| 27Feb2019 | 02:28 | 0.0             | 0.2                | 7324.0            | 0.1              |
| 27Feb2019 | 02:29 | 0.0             | 0.2                | 7324.0            | 0.1              |
| 27Feb2019 | 02:30 | 0.0             | 0.2                | 7324.0            | 0.1              |
| 27Feb2019 | 02:31 | 0.0             | 0.2                | 7324.0            | 0.1              |
| 27Feb2019 | 02:32 | 0.0             | 0.2                | 7324.0            | 0.1              |
| 27Feb2019 | 02:33 | 0.0             | 0.2                | 7324.0            | 0.1              |
| 27Feb2019 | 02:34 | 0.0             | 0.2                | 7324.0            | 0.1              |
| 27Feb2019 | 02:35 | 0.0             | 0.2                | 7323.9            | 0.1              |
| 27Feb2019 | 02:36 | 0.0             | 0.2                | 7323.9            | 0.1              |
| 27Feb2019 | 02:37 | 0.0             | 0.2                | 7323.9            | 0.1              |
| 27Feb2019 | 02:38 | 0.0             | 0.2                | 7323.9            | 0.1              |
| 27Feb2019 | 02:39 | 0.0             | 0.2                | 7323.9            | 0.1              |
| 27Feb2019 | 02:40 | 0.0             | 0.2                | 7323.9            | 0.1              |
| 27Feb2019 | 02:41 | 0.0             | 0.2                | 7323.9            | 0.1              |
| 27Feb2019 | 02:42 | 0.0             | 0.2                | 7323.9            | 0.1              |
| 27Feb2019 | 02:43 | 0.0             | 0.2                | 7323.9            | 0.1              |
| 27Feb2019 | 02:44 | 0.0             | 0.2                | 7323.9            | 0.1              |
| 27Feb2019 | 02:45 | 0.0             | 0.2                | 7323.9            | 0.1              |
| 27Feb2019 | 02:46 | 0.0             | 0.2                | 7323.9            | 0.1              |

| Date      | Time  | Inflow<br>(CFS) | Storage<br>(AC-FT) | Elevation<br>(FT) | Outflow<br>(CFS) |
|-----------|-------|-----------------|--------------------|-------------------|------------------|
| 27Feb2019 | 02:47 | 0.0             | 0.2                | 7323.9            | 0.1              |
| 27Feb2019 | 02:48 | 0.0             | 0.2                | 7323.9            | 0.1              |
| 27Feb2019 | 02:49 | 0.0             | 0.2                | 7323.9            | 0.1              |
| 27Feb2019 | 02:50 | 0.0             | 0.2                | 7323.9            | 0.1              |
| 27Feb2019 | 02:51 | 0.0             | 0.2                | 7323.9            | 0.1              |
| 27Feb2019 | 02:52 | 0.0             | 0.2                | 7323.9            | 0.1              |
| 27Feb2019 | 02:53 | 0.0             | 0.2                | 7323.9            | 0.1              |
| 27Feb2019 | 02:54 | 0.0             | 0.2                | 7323.9            | 0.1              |
| 27Feb2019 | 02:55 | 0.0             | 0.2                | 7323.9            | 0.1              |
| 27Feb2019 | 02:56 | 0.0             | 0.2                | 7323.9            | 0.1              |
| 27Feb2019 | 02:57 | 0.0             | 0.2                | 7323.9            | 0.1              |
| 27Feb2019 | 02:58 | 0.0             | 0.2                | 7323.9            | 0.1              |
| 27Feb2019 | 02:59 | 0.0             | 0.2                | 7323.9            | 0.1              |
| 27Feb2019 | 03:00 | 0.0             | 0.2                | 7323.9            | 0.1              |
| 27Feb2019 | 03:01 | 0.0             | 0.2                | 7323.9            | 0.1              |
| 27Feb2019 | 03:02 | 0.0             | 0.2                | 7323.9            | 0.1              |
| 27Feb2019 | 03:03 | 0.0             | 0.2                | 7323.9            | 0.1              |
| 27Feb2019 | 03:04 | 0.0             | 0.2                | 7323.9            | 0.1              |
| 27Feb2019 | 03:05 | 0.0             | 0.2                | 7323.9            | 0.1              |
| 27Feb2019 | 03:06 | 0.0             | 0.2                | 7323.9            | 0.1              |
| 27Feb2019 | 03:07 | 0.0             | 0.2                | 7323.9            | 0.1              |
| 27Feb2019 | 03:08 | 0.0             | 0.2                | 7323.9            | 0.1              |
| 27Feb2019 | 03:09 | 0.0             | 0.2                | 7323.9            | 0.1              |
| 27Feb2019 | 03:10 | 0.0             | 0.2                | 7323.9            | 0.1              |
| 27Feb2019 | 03:11 | 0.0             | 0.2                | 7323.9            | 0.1              |
| 27Feb2019 | 03:12 | 0.0             | 0.2                | 7323.9            | 0.1              |
| 27Feb2019 | 03:13 | 0.0             | 0.2                | 7323.9            | 0.1              |
| 27Feb2019 | 03:14 | 0.0             | 0.2                | 7323.9            | 0.1              |
| 27Feb2019 | 03:15 | 0.0             | 0.2                | 7323.9            | 0.1              |
| 27Feb2019 | 03:16 | 0.0             | 0.2                | 7323.9            | 0.1              |
| 27Feb2019 | 03:17 | 0.0             | 0.2                | 7323.9            | 0.1              |

| Date      | Time  | Inflow<br>(CFS) | Storage<br>(AC-FT) | Elevation<br>(FT) | Outflow<br>(CFS) |
|-----------|-------|-----------------|--------------------|-------------------|------------------|
| 27Feb2019 | 03:18 | 0.0             | 0.2                | 7323.9            | 0.1              |
| 27Feb2019 | 03:19 | 0.0             | 0.2                | 7323.9            | 0.1              |
| 27Feb2019 | 03:20 | 0.0             | 0.2                | 7323.9            | 0.1              |
| 27Feb2019 | 03:21 | 0.0             | 0.2                | 7323.9            | 0.1              |
| 27Feb2019 | 03:22 | 0.0             | 0.2                | 7323.9            | 0.1              |
| 27Feb2019 | 03:23 | 0.0             | 0.2                | 7323.9            | 0.1              |
| 27Feb2019 | 03:24 | 0.0             | 0.2                | 7323.9            | 0.1              |
| 27Feb2019 | 03:25 | 0.0             | 0.2                | 7323.9            | 0.1              |
| 27Feb2019 | 03:26 | 0.0             | 0.2                | 7323.9            | 0.1              |
| 27Feb2019 | 03:27 | 0.0             | 0.2                | 7323.9            | 0.1              |
| 27Feb2019 | 03:28 | 0.0             | 0.2                | 7323.9            | 0.1              |
| 27Feb2019 | 03:29 | 0.0             | 0.2                | 7323.9            | 0.1              |
| 27Feb2019 | 03:30 | 0.0             | 0.2                | 7323.9            | 0.1              |
| 27Feb2019 | 03:31 | 0.0             | 0.2                | 7323.9            | 0.1              |
| 27Feb2019 | 03:32 | 0.0             | 0.2                | 7323.9            | 0.1              |
| 27Feb2019 | 03:33 | 0.0             | 0.2                | 7323.9            | 0.1              |
| 27Feb2019 | 03:34 | 0.0             | 0.2                | 7323.9            | 0.1              |
| 27Feb2019 | 03:35 | 0.0             | 0.2                | 7323.9            | 0.1              |
| 27Feb2019 | 03:36 | 0.0             | 0.2                | 7323.9            | 0.1              |
| 27Feb2019 | 03:37 | 0.0             | 0.2                | 7323.9            | 0.1              |
| 27Feb2019 | 03:38 | 0.0             | 0.2                | 7323.9            | 0.1              |
| 27Feb2019 | 03:39 | 0.0             | 0.2                | 7323.9            | 0.1              |
| 27Feb2019 | 03:40 | 0.0             | 0.2                | 7323.9            | 0.1              |
| 27Feb2019 | 03:41 | 0.0             | 0.2                | 7323.9            | 0.1              |
| 27Feb2019 | 03:42 | 0.0             | 0.2                | 7323.9            | 0.1              |
| 27Feb2019 | 03:43 | 0.0             | 0.2                | 7323.9            | 0.1              |
| 27Feb2019 | 03:44 | 0.0             | 0.2                | 7323.9            | 0.1              |
| 27Feb2019 | 03:45 | 0.0             | 0.2                | 7323.9            | 0.1              |
| 27Feb2019 | 03:46 | 0.0             | 0.2                | 7323.9            | 0.1              |
| 27Feb2019 | 03:47 | 0.0             | 0.2                | 7323.9            | 0.1              |
| 27Feb2019 | 03:48 | 0.0             | 0.2                | 7323.9            | 0.1              |



| Date      | Time  | Inflow<br>(CFS) | Storage<br>(AC-FT) | Elevation<br>(FT) | Outflow<br>(CFS) |
|-----------|-------|-----------------|--------------------|-------------------|------------------|
| 27Feb2019 | 03:49 | 0.0             | 0.2                | 7323.9            | 0.1              |
| 27Feb2019 | 03:50 | 0.0             | 0.2                | 7323.9            | 0.1              |
| 27Feb2019 | 03:51 | 0.0             | 0.2                | 7323.9            | 0.1              |
| 27Feb2019 | 03:52 | 0.0             | 0.2                | 7323.9            | 0.1              |
| 27Feb2019 | 03:53 | 0.0             | 0.2                | 7323.9            | 0.1              |
| 27Feb2019 | 03:54 | 0.0             | 0.2                | 7323.9            | 0.1              |
| 27Feb2019 | 03:55 | 0.0             | 0.2                | 7323.9            | 0.1              |
| 27Feb2019 | 03:56 | 0.0             | 0.2                | 7323.9            | 0.1              |
| 27Feb2019 | 03:57 | 0.0             | 0.2                | 7323.9            | 0.1              |
| 27Feb2019 | 03:58 | 0.0             | 0.2                | 7323.9            | 0.1              |
| 27Feb2019 | 03:59 | 0.0             | 0.2                | 7323.9            | 0.1              |
| 27Feb2019 | 04:00 | 0.0             | 0.2                | 7323.9            | 0.1              |
| 27Feb2019 | 04:01 | 0.0             | 0.2                | 7323.9            | 0.1              |
| 27Feb2019 | 04:02 | 0.0             | 0.2                | 7323.9            | 0.1              |
| 27Feb2019 | 04:03 | 0.0             | 0.2                | 7323.9            | 0.1              |
| 27Feb2019 | 04:04 | 0.0             | 0.2                | 7323.9            | 0.1              |
| 27Feb2019 | 04:05 | 0.0             | 0.2                | 7323.9            | 0.1              |
| 27Feb2019 | 04:06 | 0.0             | 0.2                | 7323.9            | 0.1              |
| 27Feb2019 | 04:07 | 0.0             | 0.2                | 7323.9            | 0.1              |
| 27Feb2019 | 04:08 | 0.0             | 0.2                | 7323.9            | 0.1              |
| 27Feb2019 | 04:09 | 0.0             | 0.2                | 7323.9            | 0.1              |
| 27Feb2019 | 04:10 | 0.0             | 0.2                | 7323.9            | 0.1              |
| 27Feb2019 | 04:11 | 0.0             | 0.2                | 7323.9            | 0.1              |
| 27Feb2019 | 04:12 | 0.0             | 0.2                | 7323.9            | 0.1              |
| 27Feb2019 | 04:13 | 0.0             | 0.2                | 7323.9            | 0.1              |
| 27Feb2019 | 04:14 | 0.0             | 0.2                | 7323.9            | 0.1              |
| 27Feb2019 | 04:15 | 0.0             | 0.2                | 7323.9            | 0.1              |
| 27Feb2019 | 04:16 | 0.0             | 0.2                | 7323.9            | 0.1              |
| 27Feb2019 | 04:17 | 0.0             | 0.2                | 7323.9            | 0.1              |
| 27Feb2019 | 04:18 | 0.0             | 0.2                | 7323.9            | 0.1              |
| 27Feb2019 | 04:19 | 0.0             | 0.2                | 7323.9            | 0.1              |

| Date      | Time  | Inflow<br>(CFS) | Storage<br>(AC-FT) | Elevation<br>(FT) | Outflow<br>(CFS) |
|-----------|-------|-----------------|--------------------|-------------------|------------------|
| 27Feb2019 | 04:20 | 0.0             | 0.2                | 7323.9            | 0.1              |
| 27Feb2019 | 04:21 | 0.0             | 0.2                | 7323.9            | 0.1              |
| 27Feb2019 | 04:22 | 0.0             | 0.2                | 7323.9            | 0.1              |
| 27Feb2019 | 04:23 | 0.0             | 0.2                | 7323.9            | 0.1              |
| 27Feb2019 | 04:24 | 0.0             | 0.2                | 7323.9            | 0.1              |
| 27Feb2019 | 04:25 | 0.0             | 0.2                | 7323.9            | 0.1              |
| 27Feb2019 | 04:26 | 0.0             | 0.2                | 7323.9            | 0.1              |
| 27Feb2019 | 04:27 | 0.0             | 0.2                | 7323.9            | 0.1              |
| 27Feb2019 | 04:28 | 0.0             | 0.2                | 7323.9            | 0.1              |
| 27Feb2019 | 04:29 | 0.0             | 0.2                | 7323.9            | 0.1              |
| 27Feb2019 | 04:30 | 0.0             | 0.2                | 7323.9            | 0.1              |
| 27Feb2019 | 04:31 | 0.0             | 0.2                | 7323.9            | 0.1              |
| 27Feb2019 | 04:32 | 0.0             | 0.2                | 7323.9            | 0.1              |
| 27Feb2019 | 04:33 | 0.0             | 0.2                | 7323.9            | 0.1              |
| 27Feb2019 | 04:34 | 0.0             | 0.2                | 7323.9            | 0.1              |
| 27Feb2019 | 04:35 | 0.0             | 0.2                | 7323.9            | 0.1              |
| 27Feb2019 | 04:36 | 0.0             | 0.2                | 7323.8            | 0.1              |
| 27Feb2019 | 04:37 | 0.0             | 0.2                | 7323.8            | 0.1              |
| 27Feb2019 | 04:38 | 0.0             | 0.2                | 7323.8            | 0.1              |
| 27Feb2019 | 04:39 | 0.0             | 0.1                | 7323.8            | 0.1              |
| 27Feb2019 | 04:40 | 0.0             | 0.1                | 7323.8            | 0.1              |
| 27Feb2019 | 04:41 | 0.0             | 0.1                | 7323.8            | 0.1              |
| 27Feb2019 | 04:42 | 0.0             | 0.1                | 7323.8            | 0.1              |
| 27Feb2019 | 04:43 | 0.0             | 0.1                | 7323.8            | 0.1              |
| 27Feb2019 | 04:44 | 0.0             | 0.1                | 7323.8            | 0.1              |
| 27Feb2019 | 04:45 | 0.0             | 0.1                | 7323.8            | 0.1              |
| 27Feb2019 | 04:46 | 0.0             | 0.1                | 7323.8            | 0.1              |
| 27Feb2019 | 04:47 | 0.0             | 0.1                | 7323.8            | 0.1              |
| 27Feb2019 | 04:48 | 0.0             | 0.1                | 7323.8            | 0.1              |
| 27Feb2019 | 04:49 | 0.0             | 0.1                | 7323.8            | 0.1              |
| 27Feb2019 | 04:50 | 0.0             | 0.1                | 7323.8            | 0.1              |

| Date      | Time  | Inflow<br>(CFS) | Storage<br>(AC-FT) | Elevation<br>(FT) | Outflow<br>(CFS) |
|-----------|-------|-----------------|--------------------|-------------------|------------------|
| 27Feb2019 | 04:51 | 0.0             | 0.1                | 7323.8            | 0.1              |
| 27Feb2019 | 04:52 | 0.0             | 0.1                | 7323.8            | 0.1              |
| 27Feb2019 | 04:53 | 0.0             | 0.1                | 7323.8            | 0.1              |
| 27Feb2019 | 04:54 | 0.0             | 0.1                | 7323.8            | 0.1              |
| 27Feb2019 | 04:55 | 0.0             | 0.1                | 7323.8            | 0.1              |
| 27Feb2019 | 04:56 | 0.0             | 0.1                | 7323.8            | 0.1              |
| 27Feb2019 | 04:57 | 0.0             | 0.1                | 7323.8            | 0.1              |
| 27Feb2019 | 04:58 | 0.0             | 0.1                | 7323.8            | 0.1              |
| 27Feb2019 | 04:59 | 0.0             | 0.1                | 7323.8            | 0.1              |
| 27Feb2019 | 05:00 | 0.0             | 0.1                | 7323.8            | 0.1              |
| 27Feb2019 | 05:01 | 0.0             | 0.1                | 7323.8            | 0.1              |
| 27Feb2019 | 05:02 | 0.0             | 0.1                | 7323.8            | 0.1              |
| 27Feb2019 | 05:03 | 0.0             | 0.1                | 7323.8            | 0.1              |
| 27Feb2019 | 05:04 | 0.0             | 0.1                | 7323.8            | 0.1              |
| 27Feb2019 | 05:05 | 0.0             | 0.1                | 7323.8            | 0.1              |
| 27Feb2019 | 05:06 | 0.0             | 0.1                | 7323.8            | 0.1              |
| 27Feb2019 | 05:07 | 0.0             | 0.1                | 7323.8            | 0.1              |
| 27Feb2019 | 05:08 | 0.0             | 0.1                | 7323.8            | 0.1              |
| 27Feb2019 | 05:09 | 0.0             | 0.1                | 7323.8            | 0.1              |
| 27Feb2019 | 05:10 | 0.0             | 0.1                | 7323.8            | 0.1              |
| 27Feb2019 | 05:11 | 0.0             | 0.1                | 7323.8            | 0.1              |
| 27Feb2019 | 05:12 | 0.0             | 0.1                | 7323.8            | 0.1              |
| 27Feb2019 | 05:13 | 0.0             | 0.1                | 7323.8            | 0.1              |
| 27Feb2019 | 05:14 | 0.0             | 0.1                | 7323.8            | 0.1              |
| 27Feb2019 | 05:15 | 0.0             | 0.1                | 7323.8            | 0.1              |
| 27Feb2019 | 05:16 | 0.0             | 0.1                | 7323.8            | 0.1              |
| 27Feb2019 | 05:17 | 0.0             | 0.1                | 7323.8            | 0.1              |
| 27Feb2019 | 05:18 | 0.0             | 0.1                | 7323.8            | 0.1              |
| 27Feb2019 | 05:19 | 0.0             | 0.1                | 7323.8            | 0.1              |
| 27Feb2019 | 05:20 | 0.0             | 0.1                | 7323.8            | 0.1              |
| 27Feb2019 | 05:21 | 0.0             | 0.1                | 7323.8            | 0.1              |

| Date      | Time  | Inflow<br>(CFS) | Storage<br>(AC-FT) | Elevation<br>(FT) | Outflow<br>(CFS) |
|-----------|-------|-----------------|--------------------|-------------------|------------------|
| 27Feb2019 | 05:22 | 0.0             | 0.1                | 7323.8            | 0.1              |
| 27Feb2019 | 05:23 | 0.0             | 0.1                | 7323.8            | 0.1              |
| 27Feb2019 | 05:24 | 0.0             | 0.1                | 7323.8            | 0.1              |
| 27Feb2019 | 05:25 | 0.0             | 0.1                | 7323.8            | 0.1              |
| 27Feb2019 | 05:26 | 0.0             | 0.1                | 7323.8            | 0.1              |
| 27Feb2019 | 05:27 | 0.0             | 0.1                | 7323.8            | 0.1              |
| 27Feb2019 | 05:28 | 0.0             | 0.1                | 7323.8            | 0.1              |
| 27Feb2019 | 05:29 | 0.0             | 0.1                | 7323.8            | 0.1              |
| 27Feb2019 | 05:30 | 0.0             | 0.1                | 7323.8            | 0.1              |
| 27Feb2019 | 05:31 | 0.0             | 0.1                | 7323.8            | 0.1              |
| 27Feb2019 | 05:32 | 0.0             | 0.1                | 7323.8            | 0.1              |
| 27Feb2019 | 05:33 | 0.0             | 0.1                | 7323.8            | 0.1              |
| 27Feb2019 | 05:34 | 0.0             | 0.1                | 7323.8            | 0.1              |
| 27Feb2019 | 05:35 | 0.0             | 0.1                | 7323.8            | 0.1              |
| 27Feb2019 | 05:36 | 0.0             | 0.1                | 7323.8            | 0.1              |
| 27Feb2019 | 05:37 | 0.0             | 0.1                | 7323.8            | 0.1              |
| 27Feb2019 | 05:38 | 0.0             | 0.1                | 7323.8            | 0.1              |
| 27Feb2019 | 05:39 | 0.0             | 0.1                | 7323.8            | 0.1              |
| 27Feb2019 | 05:40 | 0.0             | 0.1                | 7323.8            | 0.1              |
| 27Feb2019 | 05:41 | 0.0             | 0.1                | 7323.8            | 0.1              |
| 27Feb2019 | 05:42 | 0.0             | 0.1                | 7323.8            | 0.1              |
| 27Feb2019 | 05:43 | 0.0             | 0.1                | 7323.8            | 0.1              |
| 27Feb2019 | 05:44 | 0.0             | 0.1                | 7323.8            | 0.1              |
| 27Feb2019 | 05:45 | 0.0             | 0.1                | 7323.8            | 0.1              |
| 27Feb2019 | 05:46 | 0.0             | 0.1                | 7323.8            | 0.1              |
| 27Feb2019 | 05:47 | 0.0             | 0.1                | 7323.8            | 0.1              |
| 27Feb2019 | 05:48 | 0.0             | 0.1                | 7323.8            | 0.1              |
| 27Feb2019 | 05:49 | 0.0             | 0.1                | 7323.8            | 0.1              |
| 27Feb2019 | 05:50 | 0.0             | 0.1                | 7323.8            | 0.1              |
| 27Feb2019 | 05:51 | 0.0             | 0.1                | 7323.8            | 0.1              |
| 27Feb2019 | 05:52 | 0.0             | 0.1                | 7323.8            | 0.1              |

| Date      | Time  | Inflow<br>(CFS) | Storage<br>(AC-FT) | Elevation<br>(FT) | Outflow<br>(CFS) |
|-----------|-------|-----------------|--------------------|-------------------|------------------|
| 27Feb2019 | 05:53 | 0.0             | 0.1                | 7323.8            | 0.1              |
| 27Feb2019 | 05:54 | 0.0             | 0.1                | 7323.8            | 0.1              |
| 27Feb2019 | 05:55 | 0.0             | 0.1                | 7323.8            | 0.1              |
| 27Feb2019 | 05:56 | 0.0             | 0.1                | 7323.8            | 0.1              |
| 27Feb2019 | 05:57 | 0.0             | 0.1                | 7323.8            | 0.1              |
| 27Feb2019 | 05:58 | 0.0             | 0.1                | 7323.8            | 0.1              |
| 27Feb2019 | 05:59 | 0.0             | 0.1                | 7323.8            | 0.1              |
| 27Feb2019 | 06:00 | 0.0             | 0.1                | 7323.8            | 0.1              |
| 27Feb2019 | 06:01 | 0.0             | 0.1                | 7323.8            | 0.1              |
| 27Feb2019 | 06:02 | 0.0             | 0.1                | 7323.8            | 0.1              |
| 27Feb2019 | 06:03 | 0.0             | 0.1                | 7323.8            | 0.1              |
| 27Feb2019 | 06:04 | 0.0             | 0.1                | 7323.8            | 0.1              |
| 27Feb2019 | 06:05 | 0.0             | 0.1                | 7323.8            | 0.1              |
| 27Feb2019 | 06:06 | 0.0             | 0.1                | 7323.8            | 0.1              |
| 27Feb2019 | 06:07 | 0.0             | 0.1                | 7323.8            | 0.1              |
| 27Feb2019 | 06:08 | 0.0             | 0.1                | 7323.8            | 0.1              |
| 27Feb2019 | 06:09 | 0.0             | 0.1                | 7323.8            | 0.1              |
| 27Feb2019 | 06:10 | 0.0             | 0.1                | 7323.8            | 0.1              |
| 27Feb2019 | 06:11 | 0.0             | 0.1                | 7323.8            | 0.1              |
| 27Feb2019 | 06:12 | 0.0             | 0.1                | 7323.8            | 0.1              |
| 27Feb2019 | 06:13 | 0.0             | 0.1                | 7323.8            | 0.1              |
| 27Feb2019 | 06:14 | 0.0             | 0.1                | 7323.8            | 0.1              |
| 27Feb2019 | 06:15 | 0.0             | 0.1                | 7323.8            | 0.1              |
| 27Feb2019 | 06:16 | 0.0             | 0.1                | 7323.8            | 0.1              |
| 27Feb2019 | 06:17 | 0.0             | 0.1                | 7323.8            | 0.1              |
| 27Feb2019 | 06:18 | 0.0             | 0.1                | 7323.8            | 0.1              |
| 27Feb2019 | 06:19 | 0.0             | 0.1                | 7323.8            | 0.1              |
| 27Feb2019 | 06:20 | 0.0             | 0.1                | 7323.8            | 0.1              |
| 27Feb2019 | 06:21 | 0.0             | 0.1                | 7323.8            | 0.1              |
| 27Feb2019 | 06:22 | 0.0             | 0.1                | 7323.8            | 0.1              |
| 27Feb2019 | 06:23 | 0.0             | 0.1                | 7323.8            | 0.1              |

| Date      | Time  | Inflow<br>(CFS) | Storage<br>(AC-FT) | Elevation<br>(FT) | Outflow<br>(CFS) |
|-----------|-------|-----------------|--------------------|-------------------|------------------|
| 27Feb2019 | 06:24 | 0.0             | 0.1                | 7323.8            | 0.1              |
| 27Feb2019 | 06:25 | 0.0             | 0.1                | 7323.8            | 0.1              |
| 27Feb2019 | 06:26 | 0.0             | 0.1                | 7323.8            | 0.1              |
| 27Feb2019 | 06:27 | 0.0             | 0.1                | 7323.8            | 0.1              |
| 27Feb2019 | 06:28 | 0.0             | 0.1                | 7323.8            | 0.1              |
| 27Feb2019 | 06:29 | 0.0             | 0.1                | 7323.8            | 0.1              |
| 27Feb2019 | 06:30 | 0.0             | 0.1                | 7323.8            | 0.1              |
| 27Feb2019 | 06:31 | 0.0             | 0.1                | 7323.8            | 0.1              |
| 27Feb2019 | 06:32 | 0.0             | 0.1                | 7323.8            | 0.1              |
| 27Feb2019 | 06:33 | 0.0             | 0.1                | 7323.8            | 0.1              |
| 27Feb2019 | 06:34 | 0.0             | 0.1                | 7323.8            | 0.1              |
| 27Feb2019 | 06:35 | 0.0             | 0.1                | 7323.8            | 0.1              |
| 27Feb2019 | 06:36 | 0.0             | 0.1                | 7323.8            | 0.1              |
| 27Feb2019 | 06:37 | 0.0             | 0.1                | 7323.8            | 0.1              |
| 27Feb2019 | 06:38 | 0.0             | 0.1                | 7323.8            | 0.1              |
| 27Feb2019 | 06:39 | 0.0             | 0.1                | 7323.8            | 0.1              |
| 27Feb2019 | 06:40 | 0.0             | 0.1                | 7323.8            | 0.1              |
| 27Feb2019 | 06:41 | 0.0             | 0.1                | 7323.8            | 0.1              |
| 27Feb2019 | 06:42 | 0.0             | 0.1                | 7323.8            | 0.1              |
| 27Feb2019 | 06:43 | 0.0             | 0.1                | 7323.8            | 0.1              |
| 27Feb2019 | 06:44 | 0.0             | 0.1                | 7323.8            | 0.1              |
| 27Feb2019 | 06:45 | 0.0             | 0.1                | 7323.7            | 0.1              |
| 27Feb2019 | 06:46 | 0.0             | 0.1                | 7323.7            | 0.1              |
| 27Feb2019 | 06:47 | 0.0             | 0.1                | 7323.7            | 0.1              |
| 27Feb2019 | 06:48 | 0.0             | 0.1                | 7323.7            | 0.1              |
| 27Feb2019 | 06:49 | 0.0             | 0.1                | 7323.7            | 0.1              |
| 27Feb2019 | 06:50 | 0.0             | 0.1                | 7323.7            | 0.1              |
| 27Feb2019 | 06:51 | 0.0             | 0.1                | 7323.7            | 0.1              |
| 27Feb2019 | 06:52 | 0.0             | 0.1                | 7323.7            | 0.1              |
| 27Feb2019 | 06:53 | 0.0             | 0.1                | 7323.7            | 0.1              |
| 27Feb2019 | 06:54 | 0.0             | 0.1                | 7323.7            | 0.1              |

| Date      | Time  | Inflow<br>(CFS) | Storage<br>(AC-FT) | Elevation<br>(FT) | Outflow<br>(CFS) |
|-----------|-------|-----------------|--------------------|-------------------|------------------|
| 27Feb2019 | 06:55 | 0.0             | 0.1                | 7323.7            | 0.1              |
| 27Feb2019 | 06:56 | 0.0             | 0.1                | 7323.7            | 0.1              |
| 27Feb2019 | 06:57 | 0.0             | 0.1                | 7323.7            | 0.1              |
| 27Feb2019 | 06:58 | 0.0             | 0.1                | 7323.7            | 0.1              |
| 27Feb2019 | 06:59 | 0.0             | 0.1                | 7323.7            | 0.1              |
| 27Feb2019 | 07:00 | 0.0             | 0.1                | 7323.7            | 0.1              |
| 27Feb2019 | 07:01 | 0.0             | 0.1                | 7323.7            | 0.1              |
| 27Feb2019 | 07:02 | 0.0             | 0.1                | 7323.7            | 0.1              |
| 27Feb2019 | 07:03 | 0.0             | 0.1                | 7323.7            | 0.1              |
| 27Feb2019 | 07:04 | 0.0             | 0.1                | 7323.7            | 0.1              |
| 27Feb2019 | 07:05 | 0.0             | 0.1                | 7323.7            | 0.1              |
| 27Feb2019 | 07:06 | 0.0             | 0.1                | 7323.7            | 0.1              |
| 27Feb2019 | 07:07 | 0.0             | 0.1                | 7323.7            | 0.1              |
| 27Feb2019 | 07:08 | 0.0             | 0.1                | 7323.7            | 0.1              |
| 27Feb2019 | 07:09 | 0.0             | 0.1                | 7323.7            | 0.1              |
| 27Feb2019 | 07:10 | 0.0             | 0.1                | 7323.7            | 0.1              |
| 27Feb2019 | 07:11 | 0.0             | 0.1                | 7323.7            | 0.1              |
| 27Feb2019 | 07:12 | 0.0             | 0.1                | 7323.7            | 0.1              |
| 27Feb2019 | 07:13 | 0.0             | 0.1                | 7323.7            | 0.1              |
| 27Feb2019 | 07:14 | 0.0             | 0.1                | 7323.7            | 0.1              |
| 27Feb2019 | 07:15 | 0.0             | 0.1                | 7323.7            | 0.1              |
| 27Feb2019 | 07:16 | 0.0             | 0.1                | 7323.7            | 0.1              |
| 27Feb2019 | 07:17 | 0.0             | 0.1                | 7323.7            | 0.1              |
| 27Feb2019 | 07:18 | 0.0             | 0.1                | 7323.7            | 0.1              |
| 27Feb2019 | 07:19 | 0.0             | 0.1                | 7323.7            | 0.1              |
| 27Feb2019 | 07:20 | 0.0             | 0.1                | 7323.7            | 0.1              |
| 27Feb2019 | 07:21 | 0.0             | 0.1                | 7323.7            | 0.1              |
| 27Feb2019 | 07:22 | 0.0             | 0.1                | 7323.7            | 0.1              |
| 27Feb2019 | 07:23 | 0.0             | 0.1                | 7323.7            | 0.1              |
| 27Feb2019 | 07:24 | 0.0             | 0.1                | 7323.7            | 0.1              |
| 27Feb2019 | 07:25 | 0.0             | 0.1                | 7323.7            | 0.1              |

| Date      | Time  | Inflow<br>(CFS) | Storage<br>(AC-FT) | Elevation<br>(FT) | Outflow<br>(CFS) |
|-----------|-------|-----------------|--------------------|-------------------|------------------|
| 27Feb2019 | 07:26 | 0.0             | 0.1                | 7323.7            | 0.1              |
| 27Feb2019 | 07:27 | 0.0             | 0.1                | 7323.7            | 0.1              |
| 27Feb2019 | 07:28 | 0.0             | 0.1                | 7323.7            | 0.1              |
| 27Feb2019 | 07:29 | 0.0             | 0.1                | 7323.7            | 0.1              |
| 27Feb2019 | 07:30 | 0.0             | 0.1                | 7323.7            | 0.1              |
| 27Feb2019 | 07:31 | 0.0             | 0.1                | 7323.7            | 0.1              |
| 27Feb2019 | 07:32 | 0.0             | 0.1                | 7323.7            | 0.1              |
| 27Feb2019 | 07:33 | 0.0             | 0.1                | 7323.7            | 0.1              |
| 27Feb2019 | 07:34 | 0.0             | 0.1                | 7323.7            | 0.1              |
| 27Feb2019 | 07:35 | 0.0             | 0.1                | 7323.7            | 0.1              |
| 27Feb2019 | 07:36 | 0.0             | 0.1                | 7323.7            | 0.1              |
| 27Feb2019 | 07:37 | 0.0             | 0.1                | 7323.7            | 0.1              |
| 27Feb2019 | 07:38 | 0.0             | 0.1                | 7323.7            | 0.1              |
| 27Feb2019 | 07:39 | 0.0             | 0.1                | 7323.7            | 0.1              |
| 27Feb2019 | 07:40 | 0.0             | 0.1                | 7323.7            | 0.1              |
| 27Feb2019 | 07:41 | 0.0             | 0.1                | 7323.7            | 0.1              |
| 27Feb2019 | 07:42 | 0.0             | 0.1                | 7323.7            | 0.1              |
| 27Feb2019 | 07:43 | 0.0             | 0.1                | 7323.7            | 0.1              |
| 27Feb2019 | 07:44 | 0.0             | 0.1                | 7323.7            | 0.1              |
| 27Feb2019 | 07:45 | 0.0             | 0.1                | 7323.7            | 0.1              |
| 27Feb2019 | 07:46 | 0.0             | 0.1                | 7323.7            | 0.1              |
| 27Feb2019 | 07:47 | 0.0             | 0.1                | 7323.7            | 0.1              |
| 27Feb2019 | 07:48 | 0.0             | 0.1                | 7323.7            | 0.1              |
| 27Feb2019 | 07:49 | 0.0             | 0.1                | 7323.7            | 0.1              |
| 27Feb2019 | 07:50 | 0.0             | 0.1                | 7323.7            | 0.1              |
| 27Feb2019 | 07:51 | 0.0             | 0.1                | 7323.7            | 0.1              |
| 27Feb2019 | 07:52 | 0.0             | 0.1                | 7323.7            | 0.1              |
| 27Feb2019 | 07:53 | 0.0             | 0.1                | 7323.7            | 0.1              |
| 27Feb2019 | 07:54 | 0.0             | 0.1                | 7323.7            | 0.1              |
| 27Feb2019 | 07:55 | 0.0             | 0.1                | 7323.7            | 0.1              |
| 27Feb2019 | 07:56 | 0.0             | 0.1                | 7323.7            | 0.1              |



| Date      | Time  | Inflow<br>(CFS) | Storage<br>(AC-FT) | Elevation<br>(FT) | Outflow<br>(CFS) |
|-----------|-------|-----------------|--------------------|-------------------|------------------|
| 27Feb2019 | 07:57 | 0.0             | 0.1                | 7323.7            | 0.1              |
| 27Feb2019 | 07:58 | 0.0             | 0.1                | 7323.7            | 0.1              |
| 27Feb2019 | 07:59 | 0.0             | 0.1                | 7323.7            | 0.1              |
| 27Feb2019 | 08:00 | 0.0             | 0.1                | 7323.7            | 0.1              |
| 27Feb2019 | 08:01 | 0.0             | 0.1                | 7323.7            | 0.1              |
| 27Feb2019 | 08:02 | 0.0             | 0.1                | 7323.7            | 0.1              |
| 27Feb2019 | 08:03 | 0.0             | 0.1                | 7323.7            | 0.1              |
| 27Feb2019 | 08:04 | 0.0             | 0.1                | 7323.7            | 0.1              |
| 27Feb2019 | 08:05 | 0.0             | 0.1                | 7323.7            | 0.1              |
| 27Feb2019 | 08:06 | 0.0             | 0.1                | 7323.7            | 0.1              |
| 27Feb2019 | 08:07 | 0.0             | 0.1                | 7323.7            | 0.1              |
| 27Feb2019 | 08:08 | 0.0             | 0.1                | 7323.7            | 0.1              |
| 27Feb2019 | 08:09 | 0.0             | 0.1                | 7323.7            | 0.1              |
| 27Feb2019 | 08:10 | 0.0             | 0.1                | 7323.7            | 0.1              |
| 27Feb2019 | 08:11 | 0.0             | 0.1                | 7323.7            | 0.1              |
| 27Feb2019 | 08:12 | 0.0             | 0.1                | 7323.7            | 0.1              |
| 27Feb2019 | 08:13 | 0.0             | 0.1                | 7323.7            | 0.1              |
| 27Feb2019 | 08:14 | 0.0             | 0.1                | 7323.7            | 0.1              |
| 27Feb2019 | 08:15 | 0.0             | 0.1                | 7323.7            | 0.1              |
| 27Feb2019 | 08:16 | 0.0             | 0.1                | 7323.7            | 0.1              |
| 27Feb2019 | 08:17 | 0.0             | 0.1                | 7323.7            | 0.1              |
| 27Feb2019 | 08:18 | 0.0             | 0.1                | 7323.7            | 0.1              |
| 27Feb2019 | 08:19 | 0.0             | 0.1                | 7323.7            | 0.1              |
| 27Feb2019 | 08:20 | 0.0             | 0.1                | 7323.7            | 0.1              |
| 27Feb2019 | 08:21 | 0.0             | 0.1                | 7323.7            | 0.1              |
| 27Feb2019 | 08:22 | 0.0             | 0.1                | 7323.7            | 0.1              |
| 27Feb2019 | 08:23 | 0.0             | 0.1                | 7323.7            | 0.1              |
| 27Feb2019 | 08:24 | 0.0             | 0.1                | 7323.7            | 0.1              |
| 27Feb2019 | 08:25 | 0.0             | 0.1                | 7323.7            | 0.1              |
| 27Feb2019 | 08:26 | 0.0             | 0.1                | 7323.7            | 0.1              |
| 27Feb2019 | 08:27 | 0.0             | 0.1                | 7323.7            | 0.1              |

| Date      | Time  | Inflow<br>(CFS) | Storage<br>(AC-FT) | Elevation<br>(FT) | Outflow<br>(CFS) |
|-----------|-------|-----------------|--------------------|-------------------|------------------|
| 27Feb2019 | 08:28 | 0.0             | 0.1                | 7323.7            | 0.1              |
| 27Feb2019 | 08:29 | 0.0             | 0.1                | 7323.7            | 0.1              |
| 27Feb2019 | 08:30 | 0.0             | 0.1                | 7323.7            | 0.1              |
| 27Feb2019 | 08:31 | 0.0             | 0.1                | 7323.7            | 0.1              |
| 27Feb2019 | 08:32 | 0.0             | 0.1                | 7323.7            | 0.1              |
| 27Feb2019 | 08:33 | 0.0             | 0.1                | 7323.7            | 0.1              |
| 27Feb2019 | 08:34 | 0.0             | 0.1                | 7323.7            | 0.1              |
| 27Feb2019 | 08:35 | 0.0             | 0.1                | 7323.7            | 0.1              |
| 27Feb2019 | 08:36 | 0.0             | 0.1                | 7323.7            | 0.1              |
| 27Feb2019 | 08:37 | 0.0             | 0.1                | 7323.7            | 0.1              |
| 27Feb2019 | 08:38 | 0.0             | 0.1                | 7323.7            | 0.1              |
| 27Feb2019 | 08:39 | 0.0             | 0.1                | 7323.7            | 0.1              |
| 27Feb2019 | 08:40 | 0.0             | 0.1                | 7323.7            | 0.1              |
| 27Feb2019 | 08:41 | 0.0             | 0.1                | 7323.7            | 0.1              |
| 27Feb2019 | 08:42 | 0.0             | 0.1                | 7323.7            | 0.1              |
| 27Feb2019 | 08:43 | 0.0             | 0.1                | 7323.7            | 0.1              |
| 27Feb2019 | 08:44 | 0.0             | 0.1                | 7323.7            | 0.1              |
| 27Feb2019 | 08:45 | 0.0             | 0.1                | 7323.7            | 0.1              |
| 27Feb2019 | 08:46 | 0.0             | 0.1                | 7323.7            | 0.1              |
| 27Feb2019 | 08:47 | 0.0             | 0.1                | 7323.7            | 0.1              |
| 27Feb2019 | 08:48 | 0.0             | 0.1                | 7323.7            | 0.1              |
| 27Feb2019 | 08:49 | 0.0             | 0.1                | 7323.7            | 0.1              |
| 27Feb2019 | 08:50 | 0.0             | 0.1                | 7323.7            | 0.1              |
| 27Feb2019 | 08:51 | 0.0             | 0.1                | 7323.7            | 0.1              |
| 27Feb2019 | 08:52 | 0.0             | 0.1                | 7323.7            | 0.1              |
| 27Feb2019 | 08:53 | 0.0             | 0.1                | 7323.7            | 0.1              |
| 27Feb2019 | 08:54 | 0.0             | 0.1                | 7323.7            | 0.1              |
| 27Feb2019 | 08:55 | 0.0             | 0.1                | 7323.7            | 0.1              |
| 27Feb2019 | 08:56 | 0.0             | 0.1                | 7323.7            | 0.1              |
| 27Feb2019 | 08:57 | 0.0             | 0.1                | 7323.7            | 0.1              |
| 27Feb2019 | 08:58 | 0.0             | 0.1                | 7323.7            | 0.1              |

| Date      | Time  | Inflow<br>(CFS) | Storage<br>(AC-FT) | Elevation<br>(FT) | Outflow<br>(CFS) |
|-----------|-------|-----------------|--------------------|-------------------|------------------|
| 27Feb2019 | 08:59 | 0.0             | 0.1                | 7323.7            | 0.1              |
| 27Feb2019 | 09:00 | 0.0             | 0.1                | 7323.7            | 0.1              |
| 27Feb2019 | 09:01 | 0.0             | 0.1                | 7323.7            | 0.1              |
| 27Feb2019 | 09:02 | 0.0             | 0.1                | 7323.6            | 0.1              |
| 27Feb2019 | 09:03 | 0.0             | 0.1                | 7323.6            | 0.1              |
| 27Feb2019 | 09:04 | 0.0             | 0.1                | 7323.6            | 0.1              |
| 27Feb2019 | 09:05 | 0.0             | 0.1                | 7323.6            | 0.1              |
| 27Feb2019 | 09:06 | 0.0             | 0.1                | 7323.6            | 0.1              |
| 27Feb2019 | 09:07 | 0.0             | 0.1                | 7323.6            | 0.1              |
| 27Feb2019 | 09:08 | 0.0             | 0.1                | 7323.6            | 0.1              |
| 27Feb2019 | 09:09 | 0.0             | 0.1                | 7323.6            | 0.1              |
| 27Feb2019 | 09:10 | 0.0             | 0.1                | 7323.6            | 0.1              |
| 27Feb2019 | 09:11 | 0.0             | 0.1                | 7323.6            | 0.1              |
| 27Feb2019 | 09:12 | 0.0             | 0.1                | 7323.6            | 0.1              |
| 27Feb2019 | 09:13 | 0.0             | 0.1                | 7323.6            | 0.1              |
| 27Feb2019 | 09:14 | 0.0             | 0.1                | 7323.6            | 0.1              |
| 27Feb2019 | 09:15 | 0.0             | 0.1                | 7323.6            | 0.1              |
| 27Feb2019 | 09:16 | 0.0             | 0.1                | 7323.6            | 0.1              |
| 27Feb2019 | 09:17 | 0.0             | 0.1                | 7323.6            | 0.1              |
| 27Feb2019 | 09:18 | 0.0             | 0.1                | 7323.6            | 0.1              |
| 27Feb2019 | 09:19 | 0.0             | 0.1                | 7323.6            | 0.1              |
| 27Feb2019 | 09:20 | 0.0             | 0.1                | 7323.6            | 0.1              |
| 27Feb2019 | 09:21 | 0.0             | 0.1                | 7323.6            | 0.1              |
| 27Feb2019 | 09:22 | 0.0             | 0.1                | 7323.6            | 0.1              |
| 27Feb2019 | 09:23 | 0.0             | 0.1                | 7323.6            | 0.1              |
| 27Feb2019 | 09:24 | 0.0             | 0.1                | 7323.6            | 0.1              |
| 27Feb2019 | 09:25 | 0.0             | 0.1                | 7323.6            | 0.1              |
| 27Feb2019 | 09:26 | 0.0             | 0.1                | 7323.6            | 0.1              |
| 27Feb2019 | 09:27 | 0.0             | 0.1                | 7323.6            | 0.1              |
| 27Feb2019 | 09:28 | 0.0             | 0.1                | 7323.6            | 0.1              |
| 27Feb2019 | 09:29 | 0.0             | 0.1                | 7323.6            | 0.1              |

| Date      | Time  | Inflow<br>(CFS) | Storage<br>(AC-FT) | Elevation<br>(FT) | Outflow<br>(CFS) |
|-----------|-------|-----------------|--------------------|-------------------|------------------|
| 27Feb2019 | 09:30 | 0.0             | 0.1                | 7323.6            | 0.1              |
| 27Feb2019 | 09:31 | 0.0             | 0.1                | 7323.6            | 0.1              |
| 27Feb2019 | 09:32 | 0.0             | 0.1                | 7323.6            | 0.1              |
| 27Feb2019 | 09:33 | 0.0             | 0.1                | 7323.6            | 0.1              |
| 27Feb2019 | 09:34 | 0.0             | 0.1                | 7323.6            | 0.1              |
| 27Feb2019 | 09:35 | 0.0             | 0.1                | 7323.6            | 0.1              |
| 27Feb2019 | 09:36 | 0.0             | 0.1                | 7323.6            | 0.1              |
| 27Feb2019 | 09:37 | 0.0             | 0.1                | 7323.6            | 0.1              |
| 27Feb2019 | 09:38 | 0.0             | 0.1                | 7323.6            | 0.1              |
| 27Feb2019 | 09:39 | 0.0             | 0.1                | 7323.6            | 0.1              |
| 27Feb2019 | 09:40 | 0.0             | 0.1                | 7323.6            | 0.1              |
| 27Feb2019 | 09:41 | 0.0             | 0.1                | 7323.6            | 0.1              |
| 27Feb2019 | 09:42 | 0.0             | 0.1                | 7323.6            | 0.1              |
| 27Feb2019 | 09:43 | 0.0             | 0.1                | 7323.6            | 0.1              |
| 27Feb2019 | 09:44 | 0.0             | 0.1                | 7323.6            | 0.1              |
| 27Feb2019 | 09:45 | 0.0             | 0.1                | 7323.6            | 0.1              |
| 27Feb2019 | 09:46 | 0.0             | 0.1                | 7323.6            | 0.1              |
| 27Feb2019 | 09:47 | 0.0             | 0.1                | 7323.6            | 0.1              |
| 27Feb2019 | 09:48 | 0.0             | 0.1                | 7323.6            | 0.1              |
| 27Feb2019 | 09:49 | 0.0             | 0.1                | 7323.6            | 0.1              |
| 27Feb2019 | 09:50 | 0.0             | 0.1                | 7323.6            | 0.1              |
| 27Feb2019 | 09:51 | 0.0             | 0.1                | 7323.6            | 0.1              |
| 27Feb2019 | 09:52 | 0.0             | 0.1                | 7323.6            | 0.1              |
| 27Feb2019 | 09:53 | 0.0             | 0.1                | 7323.6            | 0.1              |
| 27Feb2019 | 09:54 | 0.0             | 0.1                | 7323.6            | 0.1              |
| 27Feb2019 | 09:55 | 0.0             | 0.1                | 7323.6            | 0.1              |
| 27Feb2019 | 09:56 | 0.0             | 0.1                | 7323.6            | 0.1              |
| 27Feb2019 | 09:57 | 0.0             | 0.1                | 7323.6            | 0.1              |
| 27Feb2019 | 09:58 | 0.0             | 0.1                | 7323.6            | 0.1              |
| 27Feb2019 | 09:59 | 0.0             | 0.1                | 7323.6            | 0.1              |
| 27Feb2019 | 10:00 | 0.0             | 0.1                | 7323.6            | 0.1              |

| Date      | Time  | Inflow<br>(CFS) | Storage<br>(AC-FT) | Elevation<br>(FT) | Outflow<br>(CFS) |
|-----------|-------|-----------------|--------------------|-------------------|------------------|
| 27Feb2019 | 10:01 | 0.0             | 0.1                | 7323.6            | 0.1              |
| 27Feb2019 | 10:02 | 0.0             | 0.1                | 7323.6            | 0.1              |
| 27Feb2019 | 10:03 | 0.0             | 0.1                | 7323.6            | 0.1              |
| 27Feb2019 | 10:04 | 0.0             | 0.1                | 7323.6            | 0.1              |
| 27Feb2019 | 10:05 | 0.0             | 0.1                | 7323.6            | 0.1              |
| 27Feb2019 | 10:06 | 0.0             | 0.1                | 7323.6            | 0.1              |
| 27Feb2019 | 10:07 | 0.0             | 0.1                | 7323.6            | 0.1              |
| 27Feb2019 | 10:08 | 0.0             | 0.1                | 7323.6            | 0.1              |
| 27Feb2019 | 10:09 | 0.0             | 0.1                | 7323.6            | 0.1              |
| 27Feb2019 | 10:10 | 0.0             | 0.1                | 7323.6            | 0.1              |
| 27Feb2019 | 10:11 | 0.0             | 0.1                | 7323.6            | 0.1              |
| 27Feb2019 | 10:12 | 0.0             | 0.1                | 7323.6            | 0.1              |
| 27Feb2019 | 10:13 | 0.0             | 0.1                | 7323.6            | 0.1              |
| 27Feb2019 | 10:14 | 0.0             | 0.1                | 7323.6            | 0.1              |
| 27Feb2019 | 10:15 | 0.0             | 0.1                | 7323.6            | 0.1              |
| 27Feb2019 | 10:16 | 0.0             | 0.1                | 7323.6            | 0.1              |
| 27Feb2019 | 10:17 | 0.0             | 0.1                | 7323.6            | 0.1              |
| 27Feb2019 | 10:18 | 0.0             | 0.1                | 7323.6            | 0.1              |
| 27Feb2019 | 10:19 | 0.0             | 0.1                | 7323.6            | 0.1              |
| 27Feb2019 | 10:20 | 0.0             | 0.1                | 7323.6            | 0.1              |
| 27Feb2019 | 10:21 | 0.0             | 0.1                | 7323.6            | 0.1              |
| 27Feb2019 | 10:22 | 0.0             | 0.1                | 7323.6            | 0.1              |
| 27Feb2019 | 10:23 | 0.0             | 0.1                | 7323.6            | 0.1              |
| 27Feb2019 | 10:24 | 0.0             | 0.1                | 7323.6            | 0.1              |
| 27Feb2019 | 10:25 | 0.0             | 0.1                | 7323.6            | 0.1              |
| 27Feb2019 | 10:26 | 0.0             | 0.1                | 7323.6            | 0.1              |
| 27Feb2019 | 10:27 | 0.0             | 0.1                | 7323.6            | 0.1              |
| 27Feb2019 | 10:28 | 0.0             | 0.1                | 7323.6            | 0.1              |
| 27Feb2019 | 10:29 | 0.0             | 0.1                | 7323.6            | 0.1              |
| 27Feb2019 | 10:30 | 0.0             | 0.1                | 7323.6            | 0.1              |
| 27Feb2019 | 10:31 | 0.0             | 0.1                | 7323.6            | 0.1              |

| Date      | Time  | Inflow<br>(CFS) | Storage<br>(AC-FT) | Elevation<br>(FT) | Outflow<br>(CFS) |
|-----------|-------|-----------------|--------------------|-------------------|------------------|
| 27Feb2019 | 10:32 | 0.0             | 0.1                | 7323.6            | 0.1              |
| 27Feb2019 | 10:33 | 0.0             | 0.1                | 7323.6            | 0.1              |
| 27Feb2019 | 10:34 | 0.0             | 0.1                | 7323.6            | 0.1              |
| 27Feb2019 | 10:35 | 0.0             | 0.1                | 7323.6            | 0.1              |
| 27Feb2019 | 10:36 | 0.0             | 0.1                | 7323.6            | 0.1              |
| 27Feb2019 | 10:37 | 0.0             | 0.1                | 7323.6            | 0.1              |
| 27Feb2019 | 10:38 | 0.0             | 0.1                | 7323.6            | 0.1              |
| 27Feb2019 | 10:39 | 0.0             | 0.1                | 7323.6            | 0.1              |
| 27Feb2019 | 10:40 | 0.0             | 0.1                | 7323.6            | 0.1              |
| 27Feb2019 | 10:41 | 0.0             | 0.1                | 7323.6            | 0.1              |
| 27Feb2019 | 10:42 | 0.0             | 0.1                | 7323.6            | 0.1              |
| 27Feb2019 | 10:43 | 0.0             | 0.1                | 7323.6            | 0.1              |
| 27Feb2019 | 10:44 | 0.0             | 0.1                | 7323.6            | 0.1              |
| 27Feb2019 | 10:45 | 0.0             | 0.1                | 7323.6            | 0.1              |
| 27Feb2019 | 10:46 | 0.0             | 0.1                | 7323.6            | 0.1              |
| 27Feb2019 | 10:47 | 0.0             | 0.1                | 7323.6            | 0.1              |
| 27Feb2019 | 10:48 | 0.0             | 0.1                | 7323.6            | 0.1              |
| 27Feb2019 | 10:49 | 0.0             | 0.1                | 7323.6            | 0.1              |
| 27Feb2019 | 10:50 | 0.0             | 0.1                | 7323.6            | 0.1              |
| 27Feb2019 | 10:51 | 0.0             | 0.1                | 7323.6            | 0.1              |
| 27Feb2019 | 10:52 | 0.0             | 0.1                | 7323.6            | 0.1              |
| 27Feb2019 | 10:53 | 0.0             | 0.1                | 7323.6            | 0.1              |
| 27Feb2019 | 10:54 | 0.0             | 0.1                | 7323.6            | 0.1              |
| 27Feb2019 | 10:55 | 0.0             | 0.1                | 7323.6            | 0.1              |
| 27Feb2019 | 10:56 | 0.0             | 0.1                | 7323.6            | 0.1              |
| 27Feb2019 | 10:57 | 0.0             | 0.1                | 7323.6            | 0.1              |
| 27Feb2019 | 10:58 | 0.0             | 0.1                | 7323.6            | 0.1              |
| 27Feb2019 | 10:59 | 0.0             | 0.1                | 7323.6            | 0.1              |
| 27Feb2019 | 11:00 | 0.0             | 0.1                | 7323.6            | 0.1              |
| 27Feb2019 | 11:01 | 0.0             | 0.1                | 7323.6            | 0.1              |
| 27Feb2019 | 11:02 | 0.0             | 0.1                | 7323.6            | 0.1              |

| Date      | Time  | Inflow<br>(CFS) | Storage<br>(AC-FT) | Elevation<br>(FT) | Outflow<br>(CFS) |
|-----------|-------|-----------------|--------------------|-------------------|------------------|
| 27Feb2019 | 11:03 | 0.0             | 0.1                | 7323.6            | 0.1              |
| 27Feb2019 | 11:04 | 0.0             | 0.1                | 7323.6            | 0.1              |
| 27Feb2019 | 11:05 | 0.0             | 0.1                | 7323.6            | 0.1              |
| 27Feb2019 | 11:06 | 0.0             | 0.1                | 7323.6            | 0.1              |
| 27Feb2019 | 11:07 | 0.0             | 0.1                | 7323.6            | 0.1              |
| 27Feb2019 | 11:08 | 0.0             | 0.1                | 7323.6            | 0.1              |
| 27Feb2019 | 11:09 | 0.0             | 0.1                | 7323.6            | 0.1              |
| 27Feb2019 | 11:10 | 0.0             | 0.1                | 7323.6            | 0.1              |
| 27Feb2019 | 11:11 | 0.0             | 0.1                | 7323.6            | 0.1              |
| 27Feb2019 | 11:12 | 0.0             | 0.1                | 7323.6            | 0.1              |
| 27Feb2019 | 11:13 | 0.0             | 0.1                | 7323.6            | 0.1              |
| 27Feb2019 | 11:14 | 0.0             | 0.1                | 7323.6            | 0.1              |
| 27Feb2019 | 11:15 | 0.0             | 0.1                | 7323.6            | 0.1              |
| 27Feb2019 | 11:16 | 0.0             | 0.1                | 7323.6            | 0.1              |
| 27Feb2019 | 11:17 | 0.0             | 0.1                | 7323.6            | 0.1              |
| 27Feb2019 | 11:18 | 0.0             | 0.1                | 7323.6            | 0.1              |
| 27Feb2019 | 11:19 | 0.0             | 0.1                | 7323.6            | 0.1              |
| 27Feb2019 | 11:20 | 0.0             | 0.1                | 7323.6            | 0.1              |
| 27Feb2019 | 11:21 | 0.0             | 0.1                | 7323.6            | 0.1              |
| 27Feb2019 | 11:22 | 0.0             | 0.1                | 7323.6            | 0.1              |
| 27Feb2019 | 11:23 | 0.0             | 0.1                | 7323.6            | 0.1              |
| 27Feb2019 | 11:24 | 0.0             | 0.1                | 7323.6            | 0.1              |
| 27Feb2019 | 11:25 | 0.0             | 0.1                | 7323.6            | 0.1              |
| 27Feb2019 | 11:26 | 0.0             | 0.1                | 7323.6            | 0.1              |
| 27Feb2019 | 11:27 | 0.0             | 0.1                | 7323.6            | 0.1              |
| 27Feb2019 | 11:28 | 0.0             | 0.1                | 7323.6            | 0.1              |
| 27Feb2019 | 11:29 | 0.0             | 0.1                | 7323.5            | 0.1              |
| 27Feb2019 | 11:30 | 0.0             | 0.1                | 7323.5            | 0.1              |
| 27Feb2019 | 11:31 | 0.0             | 0.1                | 7323.5            | 0.1              |
| 27Feb2019 | 11:32 | 0.0             | 0.1                | 7323.5            | 0.1              |
| 27Feb2019 | 11:33 | 0.0             | 0.1                | 7323.5            | 0.1              |

| Date      | Time  | Inflow<br>(CFS) | Storage<br>(AC-FT) | Elevation<br>(FT) | Outflow<br>(CFS) |
|-----------|-------|-----------------|--------------------|-------------------|------------------|
| 27Feb2019 | 11:34 | 0.0             | 0.1                | 7323.5            | 0.1              |
| 27Feb2019 | 11:35 | 0.0             | 0.1                | 7323.5            | 0.1              |
| 27Feb2019 | 11:36 | 0.0             | 0.1                | 7323.5            | 0.1              |
| 27Feb2019 | 11:37 | 0.0             | 0.1                | 7323.5            | 0.1              |
| 27Feb2019 | 11:38 | 0.0             | 0.1                | 7323.5            | 0.1              |
| 27Feb2019 | 11:39 | 0.0             | 0.1                | 7323.5            | 0.1              |
| 27Feb2019 | 11:40 | 0.0             | 0.1                | 7323.5            | 0.1              |
| 27Feb2019 | 11:41 | 0.0             | 0.1                | 7323.5            | 0.1              |
| 27Feb2019 | 11:42 | 0.0             | 0.1                | 7323.5            | 0.1              |
| 27Feb2019 | 11:43 | 0.0             | 0.1                | 7323.5            | 0.1              |
| 27Feb2019 | 11:44 | 0.0             | 0.1                | 7323.5            | 0.1              |
| 27Feb2019 | 11:45 | 0.0             | 0.1                | 7323.5            | 0.1              |
| 27Feb2019 | 11:46 | 0.0             | 0.1                | 7323.5            | 0.1              |
| 27Feb2019 | 11:47 | 0.0             | 0.1                | 7323.5            | 0.1              |
| 27Feb2019 | 11:48 | 0.0             | 0.1                | 7323.5            | 0.1              |
| 27Feb2019 | 11:49 | 0.0             | 0.1                | 7323.5            | 0.1              |
| 27Feb2019 | 11:50 | 0.0             | 0.1                | 7323.5            | 0.1              |
| 27Feb2019 | 11:51 | 0.0             | 0.1                | 7323.5            | 0.1              |
| 27Feb2019 | 11:52 | 0.0             | 0.1                | 7323.5            | 0.1              |
| 27Feb2019 | 11:53 | 0.0             | 0.1                | 7323.5            | 0.1              |
| 27Feb2019 | 11:54 | 0.0             | 0.1                | 7323.5            | 0.1              |
| 27Feb2019 | 11:55 | 0.0             | 0.1                | 7323.5            | 0.1              |
| 27Feb2019 | 11:56 | 0.0             | 0.1                | 7323.5            | 0.1              |
| 27Feb2019 | 11:57 | 0.0             | 0.1                | 7323.5            | 0.1              |
| 27Feb2019 | 11:58 | 0.0             | 0.1                | 7323.5            | 0.1              |
| 27Feb2019 | 11:59 | 0.0             | 0.1                | 7323.5            | 0.1              |
| 27Feb2019 | 12:00 | 0.0             | 0.1                | 7323.5            | 0.1              |



Project: Winsome\_Fil\_3      Simulation Run: Prop Basins 100 yr  
Reservoir: STORAGE P2

Start of Run: 26Feb2019, 00:00      Basin Model: Proposed Basins  
End of Run: 27Feb2019, 12:00      Meteorologic Model: Prop Basins 100yr  
Compute Time: 09Dec2021, 07:54:11      Control Specifications: Control 1

Volume Units: AC-FT

#### Computed Results

|                  |             |                             |                 |
|------------------|-------------|-----------------------------|-----------------|
| Peak Inflow:     | 110.8 (CFS) | Date/Time of Peak Inflow:   | 26Feb2019, 12:0 |
| Peak Discharge:  | 78.7 (CFS)  | Date/Time of Peak Discharge | 26Feb2019, 12:0 |
| Inflow Volume:   | 4.8 (AC-FT) | Peak Storage:               | 1.5 (AC-FT)     |
| Discharge Volume | 4.6 (AC-FT) | Peak Elevation:             | 7305.6 (FT)     |

Project: Winsome\_Fil\_3 Simulation Run: Prop Basins 100 yr  
Reservoir: STORAGE P2

Start of Run: 26Feb2019, 00:00 Basin Model: Proposed Basins  
End of Run: 27Feb2019, 12:00 Meteorologic Model: Prop Basins 100yr  
Compute Time: 09Dec2021, 07:54:11 Control Specifications:Control 1

| Date      | Time  | Inflow<br>(CFS) | Storage<br>(AC-FT) | Elevation<br>(FT) | Outflow<br>(CFS) |
|-----------|-------|-----------------|--------------------|-------------------|------------------|
| 26Feb2019 | 00:00 | 0.0             | 0.0                | 7300.0            | 0.0              |
| 26Feb2019 | 00:01 | 0.0             | 0.0                | 7300.0            | 0.0              |
| 26Feb2019 | 00:02 | 0.0             | 0.0                | 7300.0            | 0.0              |
| 26Feb2019 | 00:03 | 0.0             | 0.0                | 7300.0            | 0.0              |
| 26Feb2019 | 00:04 | 0.0             | 0.0                | 7300.0            | 0.0              |
| 26Feb2019 | 00:05 | 0.0             | 0.0                | 7300.0            | 0.0              |
| 26Feb2019 | 00:06 | 0.0             | 0.0                | 7300.0            | 0.0              |
| 26Feb2019 | 00:07 | 0.0             | 0.0                | 7300.0            | 0.0              |
| 26Feb2019 | 00:08 | 0.0             | 0.0                | 7300.0            | 0.0              |
| 26Feb2019 | 00:09 | 0.0             | 0.0                | 7300.0            | 0.0              |
| 26Feb2019 | 00:10 | 0.0             | 0.0                | 7300.0            | 0.0              |
| 26Feb2019 | 00:11 | 0.0             | 0.0                | 7300.0            | 0.0              |
| 26Feb2019 | 00:12 | 0.0             | 0.0                | 7300.0            | 0.0              |
| 26Feb2019 | 00:13 | 0.0             | 0.0                | 7300.0            | 0.0              |
| 26Feb2019 | 00:14 | 0.0             | 0.0                | 7300.0            | 0.0              |
| 26Feb2019 | 00:15 | 0.0             | 0.0                | 7300.0            | 0.0              |
| 26Feb2019 | 00:16 | 0.0             | 0.0                | 7300.0            | 0.0              |
| 26Feb2019 | 00:17 | 0.1             | 0.0                | 7300.0            | 0.0              |
| 26Feb2019 | 00:18 | 0.1             | 0.0                | 7300.0            | 0.0              |
| 26Feb2019 | 00:19 | 0.1             | 0.0                | 7300.0            | 0.0              |
| 26Feb2019 | 00:20 | 0.1             | 0.0                | 7300.0            | 0.0              |
| 26Feb2019 | 00:21 | 0.1             | 0.0                | 7300.0            | 0.0              |
| 26Feb2019 | 00:22 | 0.1             | 0.0                | 7300.0            | 0.0              |
| 26Feb2019 | 00:23 | 0.1             | 0.0                | 7300.0            | 0.0              |
| 26Feb2019 | 00:24 | 0.1             | 0.0                | 7300.0            | 0.0              |
| 26Feb2019 | 00:25 | 0.1             | 0.0                | 7300.0            | 0.0              |

| Date      | Time  | Inflow<br>(CFS) | Storage<br>(AC-FT) | Elevation<br>(FT) | Outflow<br>(CFS) |
|-----------|-------|-----------------|--------------------|-------------------|------------------|
| 26Feb2019 | 00:26 | 0.1             | 0.0                | 7300.0            | 0.0              |
| 26Feb2019 | 00:27 | 0.1             | 0.0                | 7300.0            | 0.0              |
| 26Feb2019 | 00:28 | 0.1             | 0.0                | 7300.0            | 0.0              |
| 26Feb2019 | 00:29 | 0.2             | 0.0                | 7300.1            | 0.0              |
| 26Feb2019 | 00:30 | 0.2             | 0.0                | 7300.1            | 0.0              |
| 26Feb2019 | 00:31 | 0.2             | 0.0                | 7300.1            | 0.0              |
| 26Feb2019 | 00:32 | 0.2             | 0.0                | 7300.1            | 0.0              |
| 26Feb2019 | 00:33 | 0.2             | 0.0                | 7300.1            | 0.0              |
| 26Feb2019 | 00:34 | 0.2             | 0.0                | 7300.1            | 0.0              |
| 26Feb2019 | 00:35 | 0.2             | 0.0                | 7300.1            | 0.0              |
| 26Feb2019 | 00:36 | 0.2             | 0.0                | 7300.1            | 0.0              |
| 26Feb2019 | 00:37 | 0.2             | 0.0                | 7300.1            | 0.0              |
| 26Feb2019 | 00:38 | 0.2             | 0.0                | 7300.1            | 0.0              |
| 26Feb2019 | 00:39 | 0.2             | 0.0                | 7300.1            | 0.0              |
| 26Feb2019 | 00:40 | 0.2             | 0.0                | 7300.1            | 0.0              |
| 26Feb2019 | 00:41 | 0.2             | 0.0                | 7300.2            | 0.0              |
| 26Feb2019 | 00:42 | 0.2             | 0.0                | 7300.2            | 0.0              |
| 26Feb2019 | 00:43 | 0.2             | 0.0                | 7300.2            | 0.0              |
| 26Feb2019 | 00:44 | 0.2             | 0.0                | 7300.2            | 0.0              |
| 26Feb2019 | 00:45 | 0.2             | 0.0                | 7300.2            | 0.0              |
| 26Feb2019 | 00:46 | 0.2             | 0.0                | 7300.2            | 0.0              |
| 26Feb2019 | 00:47 | 0.2             | 0.0                | 7300.2            | 0.0              |
| 26Feb2019 | 00:48 | 0.2             | 0.0                | 7300.2            | 0.0              |
| 26Feb2019 | 00:49 | 0.2             | 0.0                | 7300.2            | 0.0              |
| 26Feb2019 | 00:50 | 0.2             | 0.0                | 7300.2            | 0.0              |
| 26Feb2019 | 00:51 | 0.2             | 0.0                | 7300.2            | 0.0              |
| 26Feb2019 | 00:52 | 0.2             | 0.0                | 7300.3            | 0.0              |
| 26Feb2019 | 00:53 | 0.2             | 0.0                | 7300.3            | 0.0              |
| 26Feb2019 | 00:54 | 0.2             | 0.0                | 7300.3            | 0.0              |
| 26Feb2019 | 00:55 | 0.2             | 0.0                | 7300.3            | 0.0              |
| 26Feb2019 | 00:56 | 0.2             | 0.0                | 7300.3            | 0.0              |

| Date      | Time  | Inflow<br>(CFS) | Storage<br>(AC-FT) | Elevation<br>(FT) | Outflow<br>(CFS) |
|-----------|-------|-----------------|--------------------|-------------------|------------------|
| 26Feb2019 | 00:57 | 0.2             | 0.0                | 7300.3            | 0.0              |
| 26Feb2019 | 00:58 | 0.2             | 0.0                | 7300.3            | 0.0              |
| 26Feb2019 | 00:59 | 0.2             | 0.0                | 7300.3            | 0.0              |
| 26Feb2019 | 01:00 | 0.2             | 0.0                | 7300.3            | 0.0              |
| 26Feb2019 | 01:01 | 0.2             | 0.0                | 7300.3            | 0.0              |
| 26Feb2019 | 01:02 | 0.2             | 0.0                | 7300.3            | 0.0              |
| 26Feb2019 | 01:03 | 0.2             | 0.0                | 7300.4            | 0.0              |
| 26Feb2019 | 01:04 | 0.2             | 0.0                | 7300.4            | 0.0              |
| 26Feb2019 | 01:05 | 0.2             | 0.0                | 7300.4            | 0.0              |
| 26Feb2019 | 01:06 | 0.2             | 0.0                | 7300.4            | 0.0              |
| 26Feb2019 | 01:07 | 0.2             | 0.0                | 7300.4            | 0.0              |
| 26Feb2019 | 01:08 | 0.2             | 0.0                | 7300.4            | 0.0              |
| 26Feb2019 | 01:09 | 0.2             | 0.0                | 7300.4            | 0.0              |
| 26Feb2019 | 01:10 | 0.2             | 0.0                | 7300.4            | 0.0              |
| 26Feb2019 | 01:11 | 0.2             | 0.0                | 7300.4            | 0.0              |
| 26Feb2019 | 01:12 | 0.2             | 0.0                | 7300.4            | 0.0              |
| 26Feb2019 | 01:13 | 0.2             | 0.0                | 7300.4            | 0.0              |
| 26Feb2019 | 01:14 | 0.2             | 0.0                | 7300.5            | 0.0              |
| 26Feb2019 | 01:15 | 0.2             | 0.0                | 7300.5            | 0.0              |
| 26Feb2019 | 01:16 | 0.2             | 0.0                | 7300.5            | 0.0              |
| 26Feb2019 | 01:17 | 0.2             | 0.0                | 7300.5            | 0.0              |
| 26Feb2019 | 01:18 | 0.2             | 0.0                | 7300.5            | 0.0              |
| 26Feb2019 | 01:19 | 0.2             | 0.0                | 7300.5            | 0.0              |
| 26Feb2019 | 01:20 | 0.2             | 0.0                | 7300.5            | 0.0              |
| 26Feb2019 | 01:21 | 0.2             | 0.0                | 7300.5            | 0.0              |
| 26Feb2019 | 01:22 | 0.2             | 0.0                | 7300.5            | 0.0              |
| 26Feb2019 | 01:23 | 0.2             | 0.0                | 7300.5            | 0.0              |
| 26Feb2019 | 01:24 | 0.2             | 0.0                | 7300.5            | 0.0              |
| 26Feb2019 | 01:25 | 0.2             | 0.0                | 7300.6            | 0.0              |
| 26Feb2019 | 01:26 | 0.2             | 0.0                | 7300.6            | 0.0              |
| 26Feb2019 | 01:27 | 0.2             | 0.0                | 7300.6            | 0.0              |

| Date      | Time  | Inflow<br>(CFS) | Storage<br>(AC-FT) | Elevation<br>(FT) | Outflow<br>(CFS) |
|-----------|-------|-----------------|--------------------|-------------------|------------------|
| 26Feb2019 | 01:28 | 0.2             | 0.0                | 7300.6            | 0.0              |
| 26Feb2019 | 01:29 | 0.2             | 0.0                | 7300.6            | 0.0              |
| 26Feb2019 | 01:30 | 0.2             | 0.0                | 7300.6            | 0.0              |
| 26Feb2019 | 01:31 | 0.2             | 0.0                | 7300.6            | 0.0              |
| 26Feb2019 | 01:32 | 0.2             | 0.0                | 7300.6            | 0.0              |
| 26Feb2019 | 01:33 | 0.2             | 0.0                | 7300.6            | 0.0              |
| 26Feb2019 | 01:34 | 0.2             | 0.0                | 7300.6            | 0.0              |
| 26Feb2019 | 01:35 | 0.2             | 0.0                | 7300.6            | 0.0              |
| 26Feb2019 | 01:36 | 0.2             | 0.0                | 7300.7            | 0.0              |
| 26Feb2019 | 01:37 | 0.2             | 0.0                | 7300.7            | 0.0              |
| 26Feb2019 | 01:38 | 0.2             | 0.0                | 7300.7            | 0.0              |
| 26Feb2019 | 01:39 | 0.2             | 0.0                | 7300.7            | 0.0              |
| 26Feb2019 | 01:40 | 0.2             | 0.0                | 7300.7            | 0.0              |
| 26Feb2019 | 01:41 | 0.2             | 0.0                | 7300.7            | 0.0              |
| 26Feb2019 | 01:42 | 0.2             | 0.0                | 7300.7            | 0.0              |
| 26Feb2019 | 01:43 | 0.2             | 0.0                | 7300.7            | 0.0              |
| 26Feb2019 | 01:44 | 0.2             | 0.0                | 7300.7            | 0.0              |
| 26Feb2019 | 01:45 | 0.2             | 0.0                | 7300.7            | 0.0              |
| 26Feb2019 | 01:46 | 0.2             | 0.0                | 7300.7            | 0.0              |
| 26Feb2019 | 01:47 | 0.2             | 0.0                | 7300.7            | 0.0              |
| 26Feb2019 | 01:48 | 0.2             | 0.0                | 7300.8            | 0.0              |
| 26Feb2019 | 01:49 | 0.2             | 0.0                | 7300.8            | 0.0              |
| 26Feb2019 | 01:50 | 0.2             | 0.0                | 7300.8            | 0.0              |
| 26Feb2019 | 01:51 | 0.2             | 0.0                | 7300.8            | 0.0              |
| 26Feb2019 | 01:52 | 0.3             | 0.0                | 7300.8            | 0.0              |
| 26Feb2019 | 01:53 | 0.3             | 0.0                | 7300.8            | 0.0              |
| 26Feb2019 | 01:54 | 0.3             | 0.0                | 7300.8            | 0.0              |
| 26Feb2019 | 01:55 | 0.3             | 0.0                | 7300.8            | 0.0              |
| 26Feb2019 | 01:56 | 0.3             | 0.0                | 7300.8            | 0.0              |
| 26Feb2019 | 01:57 | 0.3             | 0.0                | 7300.8            | 0.0              |
| 26Feb2019 | 01:58 | 0.3             | 0.0                | 7300.8            | 0.0              |

| Date      | Time  | Inflow<br>(CFS) | Storage<br>(AC-FT) | Elevation<br>(FT) | Outflow<br>(CFS) |
|-----------|-------|-----------------|--------------------|-------------------|------------------|
| 26Feb2019 | 01:59 | 0.3             | 0.0                | 7300.9            | 0.0              |
| 26Feb2019 | 02:00 | 0.3             | 0.0                | 7300.9            | 0.0              |
| 26Feb2019 | 02:01 | 0.3             | 0.0                | 7300.9            | 0.0              |
| 26Feb2019 | 02:02 | 0.3             | 0.0                | 7300.9            | 0.0              |
| 26Feb2019 | 02:03 | 0.3             | 0.0                | 7300.9            | 0.0              |
| 26Feb2019 | 02:04 | 0.3             | 0.0                | 7300.9            | 0.0              |
| 26Feb2019 | 02:05 | 0.3             | 0.0                | 7300.9            | 0.0              |
| 26Feb2019 | 02:06 | 0.3             | 0.0                | 7300.9            | 0.0              |
| 26Feb2019 | 02:07 | 0.3             | 0.0                | 7300.9            | 0.0              |
| 26Feb2019 | 02:08 | 0.3             | 0.0                | 7300.9            | 0.0              |
| 26Feb2019 | 02:09 | 0.3             | 0.0                | 7300.9            | 0.0              |
| 26Feb2019 | 02:10 | 0.3             | 0.0                | 7301.0            | 0.0              |
| 26Feb2019 | 02:11 | 0.3             | 0.0                | 7301.0            | 0.0              |
| 26Feb2019 | 02:12 | 0.3             | 0.0                | 7301.0            | 0.0              |
| 26Feb2019 | 02:13 | 0.3             | 0.0                | 7301.0            | 0.0              |
| 26Feb2019 | 02:14 | 0.3             | 0.0                | 7301.0            | 0.0              |
| 26Feb2019 | 02:15 | 0.3             | 0.0                | 7301.0            | 0.0              |
| 26Feb2019 | 02:16 | 0.3             | 0.0                | 7301.0            | 0.1              |
| 26Feb2019 | 02:17 | 0.3             | 0.0                | 7301.0            | 0.1              |
| 26Feb2019 | 02:18 | 0.3             | 0.0                | 7301.0            | 0.1              |
| 26Feb2019 | 02:19 | 0.3             | 0.0                | 7301.0            | 0.1              |
| 26Feb2019 | 02:20 | 0.3             | 0.0                | 7301.0            | 0.1              |
| 26Feb2019 | 02:21 | 0.3             | 0.0                | 7301.0            | 0.1              |
| 26Feb2019 | 02:22 | 0.3             | 0.0                | 7301.0            | 0.1              |
| 26Feb2019 | 02:23 | 0.3             | 0.0                | 7301.0            | 0.1              |
| 26Feb2019 | 02:24 | 0.3             | 0.0                | 7301.0            | 0.1              |
| 26Feb2019 | 02:25 | 0.3             | 0.0                | 7301.0            | 0.1              |
| 26Feb2019 | 02:26 | 0.3             | 0.0                | 7301.0            | 0.1              |
| 26Feb2019 | 02:27 | 0.3             | 0.0                | 7301.0            | 0.1              |
| 26Feb2019 | 02:28 | 0.3             | 0.0                | 7301.0            | 0.1              |
| 26Feb2019 | 02:29 | 0.3             | 0.0                | 7301.0            | 0.1              |

| Date      | Time  | Inflow<br>(CFS) | Storage<br>(AC-FT) | Elevation<br>(FT) | Outflow<br>(CFS) |
|-----------|-------|-----------------|--------------------|-------------------|------------------|
| 26Feb2019 | 02:30 | 0.3             | 0.0                | 7301.0            | 0.1              |
| 26Feb2019 | 02:31 | 0.3             | 0.0                | 7301.0            | 0.1              |
| 26Feb2019 | 02:32 | 0.3             | 0.0                | 7301.0            | 0.1              |
| 26Feb2019 | 02:33 | 0.3             | 0.0                | 7301.0            | 0.1              |
| 26Feb2019 | 02:34 | 0.3             | 0.0                | 7301.0            | 0.1              |
| 26Feb2019 | 02:35 | 0.3             | 0.0                | 7301.0            | 0.1              |
| 26Feb2019 | 02:36 | 0.3             | 0.0                | 7301.0            | 0.1              |
| 26Feb2019 | 02:37 | 0.3             | 0.0                | 7301.0            | 0.1              |
| 26Feb2019 | 02:38 | 0.3             | 0.0                | 7301.0            | 0.1              |
| 26Feb2019 | 02:39 | 0.3             | 0.0                | 7301.1            | 0.1              |
| 26Feb2019 | 02:40 | 0.3             | 0.0                | 7301.1            | 0.1              |
| 26Feb2019 | 02:41 | 0.3             | 0.0                | 7301.1            | 0.1              |
| 26Feb2019 | 02:42 | 0.3             | 0.0                | 7301.1            | 0.1              |
| 26Feb2019 | 02:43 | 0.3             | 0.0                | 7301.1            | 0.1              |
| 26Feb2019 | 02:44 | 0.3             | 0.0                | 7301.1            | 0.1              |
| 26Feb2019 | 02:45 | 0.3             | 0.0                | 7301.1            | 0.1              |
| 26Feb2019 | 02:46 | 0.3             | 0.0                | 7301.1            | 0.1              |
| 26Feb2019 | 02:47 | 0.3             | 0.0                | 7301.1            | 0.1              |
| 26Feb2019 | 02:48 | 0.3             | 0.0                | 7301.1            | 0.1              |
| 26Feb2019 | 02:49 | 0.3             | 0.0                | 7301.1            | 0.1              |
| 26Feb2019 | 02:50 | 0.3             | 0.0                | 7301.1            | 0.1              |
| 26Feb2019 | 02:51 | 0.3             | 0.0                | 7301.1            | 0.1              |
| 26Feb2019 | 02:52 | 0.3             | 0.0                | 7301.1            | 0.1              |
| 26Feb2019 | 02:53 | 0.3             | 0.0                | 7301.1            | 0.1              |
| 26Feb2019 | 02:54 | 0.3             | 0.0                | 7301.1            | 0.1              |
| 26Feb2019 | 02:55 | 0.3             | 0.0                | 7301.1            | 0.1              |
| 26Feb2019 | 02:56 | 0.3             | 0.0                | 7301.1            | 0.1              |
| 26Feb2019 | 02:57 | 0.3             | 0.0                | 7301.1            | 0.1              |
| 26Feb2019 | 02:58 | 0.3             | 0.0                | 7301.1            | 0.1              |
| 26Feb2019 | 02:59 | 0.3             | 0.0                | 7301.1            | 0.1              |
| 26Feb2019 | 03:00 | 0.3             | 0.0                | 7301.1            | 0.1              |

| Date      | Time  | Inflow<br>(CFS) | Storage<br>(AC-FT) | Elevation<br>(FT) | Outflow<br>(CFS) |
|-----------|-------|-----------------|--------------------|-------------------|------------------|
| 26Feb2019 | 03:01 | 0.3             | 0.0                | 7301.1            | 0.1              |
| 26Feb2019 | 03:02 | 0.3             | 0.0                | 7301.1            | 0.1              |
| 26Feb2019 | 03:03 | 0.3             | 0.0                | 7301.1            | 0.1              |
| 26Feb2019 | 03:04 | 0.3             | 0.0                | 7301.1            | 0.1              |
| 26Feb2019 | 03:05 | 0.3             | 0.0                | 7301.1            | 0.1              |
| 26Feb2019 | 03:06 | 0.3             | 0.0                | 7301.1            | 0.1              |
| 26Feb2019 | 03:07 | 0.3             | 0.0                | 7301.1            | 0.1              |
| 26Feb2019 | 03:08 | 0.3             | 0.0                | 7301.1            | 0.1              |
| 26Feb2019 | 03:09 | 0.3             | 0.0                | 7301.1            | 0.1              |
| 26Feb2019 | 03:10 | 0.3             | 0.0                | 7301.1            | 0.1              |
| 26Feb2019 | 03:11 | 0.3             | 0.0                | 7301.1            | 0.1              |
| 26Feb2019 | 03:12 | 0.3             | 0.0                | 7301.1            | 0.1              |
| 26Feb2019 | 03:13 | 0.3             | 0.0                | 7301.1            | 0.1              |
| 26Feb2019 | 03:14 | 0.3             | 0.0                | 7301.1            | 0.1              |
| 26Feb2019 | 03:15 | 0.3             | 0.1                | 7301.1            | 0.1              |
| 26Feb2019 | 03:16 | 0.3             | 0.1                | 7301.1            | 0.1              |
| 26Feb2019 | 03:17 | 0.3             | 0.1                | 7301.1            | 0.1              |
| 26Feb2019 | 03:18 | 0.3             | 0.1                | 7301.1            | 0.1              |
| 26Feb2019 | 03:19 | 0.3             | 0.1                | 7301.1            | 0.1              |
| 26Feb2019 | 03:20 | 0.3             | 0.1                | 7301.1            | 0.1              |
| 26Feb2019 | 03:21 | 0.3             | 0.1                | 7301.1            | 0.1              |
| 26Feb2019 | 03:22 | 0.3             | 0.1                | 7301.1            | 0.1              |
| 26Feb2019 | 03:23 | 0.3             | 0.1                | 7301.1            | 0.1              |
| 26Feb2019 | 03:24 | 0.3             | 0.1                | 7301.2            | 0.1              |
| 26Feb2019 | 03:25 | 0.3             | 0.1                | 7301.2            | 0.1              |
| 26Feb2019 | 03:26 | 0.3             | 0.1                | 7301.2            | 0.1              |
| 26Feb2019 | 03:27 | 0.3             | 0.1                | 7301.2            | 0.1              |
| 26Feb2019 | 03:28 | 0.3             | 0.1                | 7301.2            | 0.1              |
| 26Feb2019 | 03:29 | 0.3             | 0.1                | 7301.2            | 0.1              |
| 26Feb2019 | 03:30 | 0.3             | 0.1                | 7301.2            | 0.1              |
| 26Feb2019 | 03:31 | 0.3             | 0.1                | 7301.2            | 0.1              |



| Date      | Time  | Inflow<br>(CFS) | Storage<br>(AC-FT) | Elevation<br>(FT) | Outflow<br>(CFS) |
|-----------|-------|-----------------|--------------------|-------------------|------------------|
| 26Feb2019 | 03:32 | 0.3             | 0.1                | 7301.2            | 0.1              |
| 26Feb2019 | 03:33 | 0.3             | 0.1                | 7301.2            | 0.1              |
| 26Feb2019 | 03:34 | 0.3             | 0.1                | 7301.2            | 0.1              |
| 26Feb2019 | 03:35 | 0.3             | 0.1                | 7301.2            | 0.1              |
| 26Feb2019 | 03:36 | 0.3             | 0.1                | 7301.2            | 0.1              |
| 26Feb2019 | 03:37 | 0.3             | 0.1                | 7301.2            | 0.1              |
| 26Feb2019 | 03:38 | 0.3             | 0.1                | 7301.2            | 0.1              |
| 26Feb2019 | 03:39 | 0.3             | 0.1                | 7301.2            | 0.1              |
| 26Feb2019 | 03:40 | 0.3             | 0.1                | 7301.2            | 0.1              |
| 26Feb2019 | 03:41 | 0.3             | 0.1                | 7301.2            | 0.1              |
| 26Feb2019 | 03:42 | 0.3             | 0.1                | 7301.2            | 0.1              |
| 26Feb2019 | 03:43 | 0.3             | 0.1                | 7301.2            | 0.1              |
| 26Feb2019 | 03:44 | 0.3             | 0.1                | 7301.2            | 0.1              |
| 26Feb2019 | 03:45 | 0.3             | 0.1                | 7301.2            | 0.1              |
| 26Feb2019 | 03:46 | 0.3             | 0.1                | 7301.2            | 0.1              |
| 26Feb2019 | 03:47 | 0.3             | 0.1                | 7301.2            | 0.1              |
| 26Feb2019 | 03:48 | 0.3             | 0.1                | 7301.2            | 0.1              |
| 26Feb2019 | 03:49 | 0.3             | 0.1                | 7301.2            | 0.1              |
| 26Feb2019 | 03:50 | 0.3             | 0.1                | 7301.2            | 0.1              |
| 26Feb2019 | 03:51 | 0.3             | 0.1                | 7301.2            | 0.1              |
| 26Feb2019 | 03:52 | 0.3             | 0.1                | 7301.2            | 0.1              |
| 26Feb2019 | 03:53 | 0.3             | 0.1                | 7301.2            | 0.1              |
| 26Feb2019 | 03:54 | 0.3             | 0.1                | 7301.2            | 0.1              |
| 26Feb2019 | 03:55 | 0.3             | 0.1                | 7301.2            | 0.1              |
| 26Feb2019 | 03:56 | 0.3             | 0.1                | 7301.2            | 0.1              |
| 26Feb2019 | 03:57 | 0.3             | 0.1                | 7301.2            | 0.1              |
| 26Feb2019 | 03:58 | 0.3             | 0.1                | 7301.2            | 0.1              |
| 26Feb2019 | 03:59 | 0.3             | 0.1                | 7301.2            | 0.1              |
| 26Feb2019 | 04:00 | 0.3             | 0.1                | 7301.2            | 0.1              |
| 26Feb2019 | 04:01 | 0.3             | 0.1                | 7301.2            | 0.1              |
| 26Feb2019 | 04:02 | 0.3             | 0.1                | 7301.2            | 0.1              |

| Date      | Time  | Inflow<br>(CFS) | Storage<br>(AC-FT) | Elevation<br>(FT) | Outflow<br>(CFS) |
|-----------|-------|-----------------|--------------------|-------------------|------------------|
| 26Feb2019 | 04:03 | 0.3             | 0.1                | 7301.2            | 0.1              |
| 26Feb2019 | 04:04 | 0.3             | 0.1                | 7301.2            | 0.1              |
| 26Feb2019 | 04:05 | 0.3             | 0.1                | 7301.2            | 0.1              |
| 26Feb2019 | 04:06 | 0.3             | 0.1                | 7301.2            | 0.1              |
| 26Feb2019 | 04:07 | 0.3             | 0.1                | 7301.3            | 0.1              |
| 26Feb2019 | 04:08 | 0.3             | 0.1                | 7301.3            | 0.1              |
| 26Feb2019 | 04:09 | 0.3             | 0.1                | 7301.3            | 0.1              |
| 26Feb2019 | 04:10 | 0.3             | 0.1                | 7301.3            | 0.1              |
| 26Feb2019 | 04:11 | 0.3             | 0.1                | 7301.3            | 0.1              |
| 26Feb2019 | 04:12 | 0.3             | 0.1                | 7301.3            | 0.1              |
| 26Feb2019 | 04:13 | 0.3             | 0.1                | 7301.3            | 0.1              |
| 26Feb2019 | 04:14 | 0.3             | 0.1                | 7301.3            | 0.1              |
| 26Feb2019 | 04:15 | 0.3             | 0.1                | 7301.3            | 0.1              |
| 26Feb2019 | 04:16 | 0.3             | 0.1                | 7301.3            | 0.1              |
| 26Feb2019 | 04:17 | 0.3             | 0.1                | 7301.3            | 0.1              |
| 26Feb2019 | 04:18 | 0.3             | 0.1                | 7301.3            | 0.1              |
| 26Feb2019 | 04:19 | 0.3             | 0.1                | 7301.3            | 0.1              |
| 26Feb2019 | 04:20 | 0.3             | 0.1                | 7301.3            | 0.1              |
| 26Feb2019 | 04:21 | 0.3             | 0.1                | 7301.3            | 0.1              |
| 26Feb2019 | 04:22 | 0.3             | 0.1                | 7301.3            | 0.1              |
| 26Feb2019 | 04:23 | 0.3             | 0.1                | 7301.3            | 0.1              |
| 26Feb2019 | 04:24 | 0.3             | 0.1                | 7301.3            | 0.1              |
| 26Feb2019 | 04:25 | 0.3             | 0.1                | 7301.3            | 0.1              |
| 26Feb2019 | 04:26 | 0.3             | 0.1                | 7301.3            | 0.1              |
| 26Feb2019 | 04:27 | 0.3             | 0.1                | 7301.3            | 0.1              |
| 26Feb2019 | 04:28 | 0.3             | 0.1                | 7301.3            | 0.1              |
| 26Feb2019 | 04:29 | 0.3             | 0.1                | 7301.3            | 0.1              |
| 26Feb2019 | 04:30 | 0.3             | 0.1                | 7301.3            | 0.1              |
| 26Feb2019 | 04:31 | 0.3             | 0.1                | 7301.3            | 0.1              |
| 26Feb2019 | 04:32 | 0.3             | 0.1                | 7301.3            | 0.1              |
| 26Feb2019 | 04:33 | 0.3             | 0.1                | 7301.3            | 0.1              |

| Date      | Time  | Inflow<br>(CFS) | Storage<br>(AC-FT) | Elevation<br>(FT) | Outflow<br>(CFS) |
|-----------|-------|-----------------|--------------------|-------------------|------------------|
| 26Feb2019 | 04:34 | 0.3             | 0.1                | 7301.3            | 0.1              |
| 26Feb2019 | 04:35 | 0.3             | 0.1                | 7301.3            | 0.1              |
| 26Feb2019 | 04:36 | 0.3             | 0.1                | 7301.3            | 0.1              |
| 26Feb2019 | 04:37 | 0.3             | 0.1                | 7301.3            | 0.1              |
| 26Feb2019 | 04:38 | 0.3             | 0.1                | 7301.3            | 0.1              |
| 26Feb2019 | 04:39 | 0.3             | 0.1                | 7301.3            | 0.1              |
| 26Feb2019 | 04:40 | 0.3             | 0.1                | 7301.3            | 0.1              |
| 26Feb2019 | 04:41 | 0.3             | 0.1                | 7301.3            | 0.1              |
| 26Feb2019 | 04:42 | 0.3             | 0.1                | 7301.3            | 0.1              |
| 26Feb2019 | 04:43 | 0.3             | 0.1                | 7301.3            | 0.1              |
| 26Feb2019 | 04:44 | 0.3             | 0.1                | 7301.3            | 0.1              |
| 26Feb2019 | 04:45 | 0.3             | 0.1                | 7301.3            | 0.1              |
| 26Feb2019 | 04:46 | 0.3             | 0.1                | 7301.3            | 0.1              |
| 26Feb2019 | 04:47 | 0.3             | 0.1                | 7301.3            | 0.1              |
| 26Feb2019 | 04:48 | 0.3             | 0.1                | 7301.4            | 0.1              |
| 26Feb2019 | 04:49 | 0.3             | 0.1                | 7301.4            | 0.1              |
| 26Feb2019 | 04:50 | 0.3             | 0.1                | 7301.4            | 0.1              |
| 26Feb2019 | 04:51 | 0.3             | 0.1                | 7301.4            | 0.1              |
| 26Feb2019 | 04:52 | 0.3             | 0.1                | 7301.4            | 0.1              |
| 26Feb2019 | 04:53 | 0.3             | 0.1                | 7301.4            | 0.1              |
| 26Feb2019 | 04:54 | 0.3             | 0.1                | 7301.4            | 0.1              |
| 26Feb2019 | 04:55 | 0.3             | 0.1                | 7301.4            | 0.1              |
| 26Feb2019 | 04:56 | 0.3             | 0.1                | 7301.4            | 0.1              |
| 26Feb2019 | 04:57 | 0.3             | 0.1                | 7301.4            | 0.1              |
| 26Feb2019 | 04:58 | 0.3             | 0.1                | 7301.4            | 0.1              |
| 26Feb2019 | 04:59 | 0.3             | 0.1                | 7301.4            | 0.1              |
| 26Feb2019 | 05:00 | 0.3             | 0.1                | 7301.4            | 0.1              |
| 26Feb2019 | 05:01 | 0.3             | 0.1                | 7301.4            | 0.1              |
| 26Feb2019 | 05:02 | 0.3             | 0.1                | 7301.4            | 0.1              |
| 26Feb2019 | 05:03 | 0.3             | 0.1                | 7301.4            | 0.1              |
| 26Feb2019 | 05:04 | 0.3             | 0.1                | 7301.4            | 0.1              |

| Date      | Time  | Inflow<br>(CFS) | Storage<br>(AC-FT) | Elevation<br>(FT) | Outflow<br>(CFS) |
|-----------|-------|-----------------|--------------------|-------------------|------------------|
| 26Feb2019 | 05:05 | 0.3             | 0.1                | 7301.4            | 0.1              |
| 26Feb2019 | 05:06 | 0.3             | 0.1                | 7301.4            | 0.1              |
| 26Feb2019 | 05:07 | 0.3             | 0.1                | 7301.4            | 0.1              |
| 26Feb2019 | 05:08 | 0.3             | 0.1                | 7301.4            | 0.1              |
| 26Feb2019 | 05:09 | 0.3             | 0.1                | 7301.4            | 0.1              |
| 26Feb2019 | 05:10 | 0.3             | 0.1                | 7301.4            | 0.1              |
| 26Feb2019 | 05:11 | 0.3             | 0.1                | 7301.4            | 0.1              |
| 26Feb2019 | 05:12 | 0.3             | 0.1                | 7301.4            | 0.1              |
| 26Feb2019 | 05:13 | 0.3             | 0.1                | 7301.4            | 0.1              |
| 26Feb2019 | 05:14 | 0.3             | 0.1                | 7301.4            | 0.1              |
| 26Feb2019 | 05:15 | 0.3             | 0.1                | 7301.4            | 0.1              |
| 26Feb2019 | 05:16 | 0.3             | 0.1                | 7301.4            | 0.1              |
| 26Feb2019 | 05:17 | 0.3             | 0.1                | 7301.4            | 0.1              |
| 26Feb2019 | 05:18 | 0.3             | 0.1                | 7301.4            | 0.1              |
| 26Feb2019 | 05:19 | 0.3             | 0.1                | 7301.4            | 0.1              |
| 26Feb2019 | 05:20 | 0.3             | 0.1                | 7301.4            | 0.1              |
| 26Feb2019 | 05:21 | 0.3             | 0.1                | 7301.4            | 0.1              |
| 26Feb2019 | 05:22 | 0.3             | 0.1                | 7301.4            | 0.1              |
| 26Feb2019 | 05:23 | 0.4             | 0.1                | 7301.4            | 0.1              |
| 26Feb2019 | 05:24 | 0.4             | 0.1                | 7301.4            | 0.1              |
| 26Feb2019 | 05:25 | 0.4             | 0.1                | 7301.4            | 0.1              |
| 26Feb2019 | 05:26 | 0.4             | 0.1                | 7301.5            | 0.1              |
| 26Feb2019 | 05:27 | 0.4             | 0.1                | 7301.5            | 0.1              |
| 26Feb2019 | 05:28 | 0.4             | 0.1                | 7301.5            | 0.1              |
| 26Feb2019 | 05:29 | 0.4             | 0.1                | 7301.5            | 0.1              |
| 26Feb2019 | 05:30 | 0.4             | 0.1                | 7301.5            | 0.1              |
| 26Feb2019 | 05:31 | 0.4             | 0.1                | 7301.5            | 0.1              |
| 26Feb2019 | 05:32 | 0.4             | 0.1                | 7301.5            | 0.1              |
| 26Feb2019 | 05:33 | 0.4             | 0.1                | 7301.5            | 0.1              |
| 26Feb2019 | 05:34 | 0.4             | 0.1                | 7301.5            | 0.1              |
| 26Feb2019 | 05:35 | 0.4             | 0.1                | 7301.5            | 0.1              |

| Date      | Time  | Inflow<br>(CFS) | Storage<br>(AC-FT) | Elevation<br>(FT) | Outflow<br>(CFS) |
|-----------|-------|-----------------|--------------------|-------------------|------------------|
| 26Feb2019 | 05:36 | 0.4             | 0.1                | 7301.5            | 0.1              |
| 26Feb2019 | 05:37 | 0.4             | 0.1                | 7301.5            | 0.1              |
| 26Feb2019 | 05:38 | 0.4             | 0.1                | 7301.5            | 0.1              |
| 26Feb2019 | 05:39 | 0.4             | 0.1                | 7301.5            | 0.1              |
| 26Feb2019 | 05:40 | 0.4             | 0.1                | 7301.5            | 0.1              |
| 26Feb2019 | 05:41 | 0.4             | 0.1                | 7301.5            | 0.1              |
| 26Feb2019 | 05:42 | 0.4             | 0.1                | 7301.5            | 0.1              |
| 26Feb2019 | 05:43 | 0.4             | 0.1                | 7301.5            | 0.1              |
| 26Feb2019 | 05:44 | 0.4             | 0.1                | 7301.5            | 0.1              |
| 26Feb2019 | 05:45 | 0.4             | 0.1                | 7301.5            | 0.1              |
| 26Feb2019 | 05:46 | 0.4             | 0.1                | 7301.5            | 0.1              |
| 26Feb2019 | 05:47 | 0.4             | 0.1                | 7301.5            | 0.1              |
| 26Feb2019 | 05:48 | 0.4             | 0.1                | 7301.5            | 0.1              |
| 26Feb2019 | 05:49 | 0.4             | 0.1                | 7301.5            | 0.1              |
| 26Feb2019 | 05:50 | 0.4             | 0.1                | 7301.5            | 0.1              |
| 26Feb2019 | 05:51 | 0.4             | 0.1                | 7301.5            | 0.1              |
| 26Feb2019 | 05:52 | 0.4             | 0.1                | 7301.5            | 0.1              |
| 26Feb2019 | 05:53 | 0.4             | 0.1                | 7301.5            | 0.1              |
| 26Feb2019 | 05:54 | 0.4             | 0.1                | 7301.5            | 0.1              |
| 26Feb2019 | 05:55 | 0.4             | 0.1                | 7301.5            | 0.1              |
| 26Feb2019 | 05:56 | 0.4             | 0.1                | 7301.5            | 0.1              |
| 26Feb2019 | 05:57 | 0.4             | 0.1                | 7301.5            | 0.1              |
| 26Feb2019 | 05:58 | 0.4             | 0.1                | 7301.5            | 0.1              |
| 26Feb2019 | 05:59 | 0.4             | 0.1                | 7301.5            | 0.1              |
| 26Feb2019 | 06:00 | 0.4             | 0.1                | 7301.5            | 0.1              |
| 26Feb2019 | 06:01 | 0.4             | 0.1                | 7301.6            | 0.1              |
| 26Feb2019 | 06:02 | 0.4             | 0.1                | 7301.6            | 0.1              |
| 26Feb2019 | 06:03 | 0.4             | 0.1                | 7301.6            | 0.1              |
| 26Feb2019 | 06:04 | 0.4             | 0.1                | 7301.6            | 0.1              |
| 26Feb2019 | 06:05 | 0.4             | 0.1                | 7301.6            | 0.1              |
| 26Feb2019 | 06:06 | 0.4             | 0.1                | 7301.6            | 0.1              |

| Date      | Time  | Inflow<br>(CFS) | Storage<br>(AC-FT) | Elevation<br>(FT) | Outflow<br>(CFS) |
|-----------|-------|-----------------|--------------------|-------------------|------------------|
| 26Feb2019 | 06:07 | 0.4             | 0.1                | 7301.6            | 0.1              |
| 26Feb2019 | 06:08 | 0.4             | 0.1                | 7301.6            | 0.1              |
| 26Feb2019 | 06:09 | 0.4             | 0.1                | 7301.6            | 0.1              |
| 26Feb2019 | 06:10 | 0.4             | 0.1                | 7301.6            | 0.1              |
| 26Feb2019 | 06:11 | 0.4             | 0.1                | 7301.6            | 0.1              |
| 26Feb2019 | 06:12 | 0.4             | 0.1                | 7301.6            | 0.1              |
| 26Feb2019 | 06:13 | 0.4             | 0.1                | 7301.6            | 0.1              |
| 26Feb2019 | 06:14 | 0.4             | 0.1                | 7301.6            | 0.1              |
| 26Feb2019 | 06:15 | 0.4             | 0.1                | 7301.6            | 0.1              |
| 26Feb2019 | 06:16 | 0.4             | 0.1                | 7301.6            | 0.1              |
| 26Feb2019 | 06:17 | 0.4             | 0.1                | 7301.6            | 0.1              |
| 26Feb2019 | 06:18 | 0.4             | 0.1                | 7301.6            | 0.1              |
| 26Feb2019 | 06:19 | 0.4             | 0.1                | 7301.6            | 0.1              |
| 26Feb2019 | 06:20 | 0.4             | 0.1                | 7301.6            | 0.1              |
| 26Feb2019 | 06:21 | 0.4             | 0.1                | 7301.6            | 0.1              |
| 26Feb2019 | 06:22 | 0.4             | 0.1                | 7301.6            | 0.1              |
| 26Feb2019 | 06:23 | 0.4             | 0.1                | 7301.6            | 0.1              |
| 26Feb2019 | 06:24 | 0.4             | 0.1                | 7301.6            | 0.1              |
| 26Feb2019 | 06:25 | 0.4             | 0.1                | 7301.6            | 0.1              |
| 26Feb2019 | 06:26 | 0.4             | 0.1                | 7301.6            | 0.1              |
| 26Feb2019 | 06:27 | 0.4             | 0.1                | 7301.6            | 0.1              |
| 26Feb2019 | 06:28 | 0.4             | 0.1                | 7301.6            | 0.1              |
| 26Feb2019 | 06:29 | 0.4             | 0.1                | 7301.6            | 0.1              |
| 26Feb2019 | 06:30 | 0.4             | 0.1                | 7301.6            | 0.1              |
| 26Feb2019 | 06:31 | 0.4             | 0.1                | 7301.6            | 0.1              |
| 26Feb2019 | 06:32 | 0.4             | 0.1                | 7301.6            | 0.1              |
| 26Feb2019 | 06:33 | 0.4             | 0.1                | 7301.6            | 0.1              |
| 26Feb2019 | 06:34 | 0.4             | 0.1                | 7301.7            | 0.1              |
| 26Feb2019 | 06:35 | 0.4             | 0.1                | 7301.7            | 0.1              |
| 26Feb2019 | 06:36 | 0.4             | 0.1                | 7301.7            | 0.1              |
| 26Feb2019 | 06:37 | 0.4             | 0.1                | 7301.7            | 0.1              |

| Date      | Time  | Inflow<br>(CFS) | Storage<br>(AC-FT) | Elevation<br>(FT) | Outflow<br>(CFS) |
|-----------|-------|-----------------|--------------------|-------------------|------------------|
| 26Feb2019 | 06:38 | 0.4             | 0.1                | 7301.7            | 0.1              |
| 26Feb2019 | 06:39 | 0.4             | 0.1                | 7301.7            | 0.1              |
| 26Feb2019 | 06:40 | 0.4             | 0.1                | 7301.7            | 0.1              |
| 26Feb2019 | 06:41 | 0.4             | 0.1                | 7301.7            | 0.1              |
| 26Feb2019 | 06:42 | 0.4             | 0.1                | 7301.7            | 0.1              |
| 26Feb2019 | 06:43 | 0.4             | 0.1                | 7301.7            | 0.1              |
| 26Feb2019 | 06:44 | 0.4             | 0.1                | 7301.7            | 0.1              |
| 26Feb2019 | 06:45 | 0.4             | 0.1                | 7301.7            | 0.1              |
| 26Feb2019 | 06:46 | 0.4             | 0.1                | 7301.7            | 0.1              |
| 26Feb2019 | 06:47 | 0.4             | 0.1                | 7301.7            | 0.1              |
| 26Feb2019 | 06:48 | 0.4             | 0.1                | 7301.7            | 0.1              |
| 26Feb2019 | 06:49 | 0.4             | 0.1                | 7301.7            | 0.1              |
| 26Feb2019 | 06:50 | 0.4             | 0.1                | 7301.7            | 0.1              |
| 26Feb2019 | 06:51 | 0.4             | 0.1                | 7301.7            | 0.1              |
| 26Feb2019 | 06:52 | 0.4             | 0.1                | 7301.7            | 0.1              |
| 26Feb2019 | 06:53 | 0.4             | 0.1                | 7301.7            | 0.1              |
| 26Feb2019 | 06:54 | 0.4             | 0.1                | 7301.7            | 0.1              |
| 26Feb2019 | 06:55 | 0.4             | 0.1                | 7301.7            | 0.1              |
| 26Feb2019 | 06:56 | 0.4             | 0.1                | 7301.7            | 0.1              |
| 26Feb2019 | 06:57 | 0.4             | 0.1                | 7301.7            | 0.1              |
| 26Feb2019 | 06:58 | 0.4             | 0.1                | 7301.7            | 0.1              |
| 26Feb2019 | 06:59 | 0.4             | 0.1                | 7301.7            | 0.1              |
| 26Feb2019 | 07:00 | 0.4             | 0.1                | 7301.7            | 0.1              |
| 26Feb2019 | 07:01 | 0.4             | 0.1                | 7301.7            | 0.1              |
| 26Feb2019 | 07:02 | 0.4             | 0.1                | 7301.7            | 0.1              |
| 26Feb2019 | 07:03 | 0.4             | 0.1                | 7301.7            | 0.1              |
| 26Feb2019 | 07:04 | 0.4             | 0.1                | 7301.7            | 0.1              |
| 26Feb2019 | 07:05 | 0.4             | 0.1                | 7301.8            | 0.1              |
| 26Feb2019 | 07:06 | 0.4             | 0.1                | 7301.8            | 0.1              |
| 26Feb2019 | 07:07 | 0.4             | 0.1                | 7301.8            | 0.1              |
| 26Feb2019 | 07:08 | 0.4             | 0.1                | 7301.8            | 0.1              |

| Date      | Time  | Inflow<br>(CFS) | Storage<br>(AC-FT) | Elevation<br>(FT) | Outflow<br>(CFS) |
|-----------|-------|-----------------|--------------------|-------------------|------------------|
| 26Feb2019 | 07:09 | 0.4             | 0.1                | 7301.8            | 0.1              |
| 26Feb2019 | 07:10 | 0.4             | 0.1                | 7301.8            | 0.1              |
| 26Feb2019 | 07:11 | 0.4             | 0.1                | 7301.8            | 0.1              |
| 26Feb2019 | 07:12 | 0.4             | 0.1                | 7301.8            | 0.1              |
| 26Feb2019 | 07:13 | 0.4             | 0.1                | 7301.8            | 0.1              |
| 26Feb2019 | 07:14 | 0.4             | 0.1                | 7301.8            | 0.1              |
| 26Feb2019 | 07:15 | 0.4             | 0.1                | 7301.8            | 0.1              |
| 26Feb2019 | 07:16 | 0.4             | 0.1                | 7301.8            | 0.1              |
| 26Feb2019 | 07:17 | 0.4             | 0.1                | 7301.8            | 0.1              |
| 26Feb2019 | 07:18 | 0.4             | 0.1                | 7301.8            | 0.1              |
| 26Feb2019 | 07:19 | 0.4             | 0.1                | 7301.8            | 0.1              |
| 26Feb2019 | 07:20 | 0.4             | 0.1                | 7301.8            | 0.1              |
| 26Feb2019 | 07:21 | 0.4             | 0.1                | 7301.8            | 0.1              |
| 26Feb2019 | 07:22 | 0.4             | 0.1                | 7301.8            | 0.1              |
| 26Feb2019 | 07:23 | 0.4             | 0.1                | 7301.8            | 0.1              |
| 26Feb2019 | 07:24 | 0.4             | 0.1                | 7301.8            | 0.1              |
| 26Feb2019 | 07:25 | 0.4             | 0.1                | 7301.8            | 0.1              |
| 26Feb2019 | 07:26 | 0.4             | 0.1                | 7301.8            | 0.1              |
| 26Feb2019 | 07:27 | 0.4             | 0.1                | 7301.8            | 0.1              |
| 26Feb2019 | 07:28 | 0.4             | 0.1                | 7301.8            | 0.1              |
| 26Feb2019 | 07:29 | 0.4             | 0.1                | 7301.8            | 0.1              |
| 26Feb2019 | 07:30 | 0.4             | 0.1                | 7301.8            | 0.1              |
| 26Feb2019 | 07:31 | 0.4             | 0.1                | 7301.8            | 0.1              |
| 26Feb2019 | 07:32 | 0.4             | 0.1                | 7301.8            | 0.1              |
| 26Feb2019 | 07:33 | 0.4             | 0.1                | 7301.8            | 0.1              |
| 26Feb2019 | 07:34 | 0.4             | 0.1                | 7301.8            | 0.1              |
| 26Feb2019 | 07:35 | 0.4             | 0.1                | 7301.9            | 0.1              |
| 26Feb2019 | 07:36 | 0.4             | 0.1                | 7301.9            | 0.1              |
| 26Feb2019 | 07:37 | 0.4             | 0.1                | 7301.9            | 0.1              |
| 26Feb2019 | 07:38 | 0.4             | 0.1                | 7301.9            | 0.1              |
| 26Feb2019 | 07:39 | 0.4             | 0.1                | 7301.9            | 0.1              |



| Date      | Time  | Inflow<br>(CFS) | Storage<br>(AC-FT) | Elevation<br>(FT) | Outflow<br>(CFS) |
|-----------|-------|-----------------|--------------------|-------------------|------------------|
| 26Feb2019 | 07:40 | 0.4             | 0.1                | 7301.9            | 0.1              |
| 26Feb2019 | 07:41 | 0.5             | 0.2                | 7301.9            | 0.1              |
| 26Feb2019 | 07:42 | 0.5             | 0.2                | 7301.9            | 0.1              |
| 26Feb2019 | 07:43 | 0.5             | 0.2                | 7301.9            | 0.1              |
| 26Feb2019 | 07:44 | 0.5             | 0.2                | 7301.9            | 0.1              |
| 26Feb2019 | 07:45 | 0.5             | 0.2                | 7301.9            | 0.1              |
| 26Feb2019 | 07:46 | 0.5             | 0.2                | 7301.9            | 0.1              |
| 26Feb2019 | 07:47 | 0.5             | 0.2                | 7301.9            | 0.1              |
| 26Feb2019 | 07:48 | 0.5             | 0.2                | 7301.9            | 0.1              |
| 26Feb2019 | 07:49 | 0.5             | 0.2                | 7301.9            | 0.1              |
| 26Feb2019 | 07:50 | 0.5             | 0.2                | 7301.9            | 0.1              |
| 26Feb2019 | 07:51 | 0.5             | 0.2                | 7301.9            | 0.1              |
| 26Feb2019 | 07:52 | 0.5             | 0.2                | 7301.9            | 0.1              |
| 26Feb2019 | 07:53 | 0.5             | 0.2                | 7301.9            | 0.1              |
| 26Feb2019 | 07:54 | 0.5             | 0.2                | 7301.9            | 0.1              |
| 26Feb2019 | 07:55 | 0.5             | 0.2                | 7301.9            | 0.1              |
| 26Feb2019 | 07:56 | 0.5             | 0.2                | 7301.9            | 0.1              |
| 26Feb2019 | 07:57 | 0.5             | 0.2                | 7301.9            | 0.1              |
| 26Feb2019 | 07:58 | 0.5             | 0.2                | 7301.9            | 0.1              |
| 26Feb2019 | 07:59 | 0.5             | 0.2                | 7301.9            | 0.1              |
| 26Feb2019 | 08:00 | 0.5             | 0.2                | 7301.9            | 0.1              |
| 26Feb2019 | 08:01 | 0.5             | 0.2                | 7301.9            | 0.1              |
| 26Feb2019 | 08:02 | 0.5             | 0.2                | 7301.9            | 0.1              |
| 26Feb2019 | 08:03 | 0.5             | 0.2                | 7301.9            | 0.1              |
| 26Feb2019 | 08:04 | 0.5             | 0.2                | 7302.0            | 0.1              |
| 26Feb2019 | 08:05 | 0.5             | 0.2                | 7302.0            | 0.1              |
| 26Feb2019 | 08:06 | 0.5             | 0.2                | 7302.0            | 0.1              |
| 26Feb2019 | 08:07 | 0.5             | 0.2                | 7302.0            | 0.1              |
| 26Feb2019 | 08:08 | 0.5             | 0.2                | 7302.0            | 0.1              |
| 26Feb2019 | 08:09 | 0.5             | 0.2                | 7302.0            | 0.1              |
| 26Feb2019 | 08:10 | 0.5             | 0.2                | 7302.0            | 0.1              |

| Date      | Time  | Inflow<br>(CFS) | Storage<br>(AC-FT) | Elevation<br>(FT) | Outflow<br>(CFS) |
|-----------|-------|-----------------|--------------------|-------------------|------------------|
| 26Feb2019 | 08:11 | 0.5             | 0.2                | 7302.0            | 0.1              |
| 26Feb2019 | 08:12 | 0.5             | 0.2                | 7302.0            | 0.1              |
| 26Feb2019 | 08:13 | 0.5             | 0.2                | 7302.0            | 0.1              |
| 26Feb2019 | 08:14 | 0.5             | 0.2                | 7302.0            | 0.1              |
| 26Feb2019 | 08:15 | 0.5             | 0.2                | 7302.0            | 0.1              |
| 26Feb2019 | 08:16 | 0.5             | 0.2                | 7302.0            | 0.1              |
| 26Feb2019 | 08:17 | 0.5             | 0.2                | 7302.0            | 0.1              |
| 26Feb2019 | 08:18 | 0.5             | 0.2                | 7302.0            | 0.1              |
| 26Feb2019 | 08:19 | 0.5             | 0.2                | 7302.0            | 0.1              |
| 26Feb2019 | 08:20 | 0.5             | 0.2                | 7302.0            | 0.1              |
| 26Feb2019 | 08:21 | 0.5             | 0.2                | 7302.0            | 0.1              |
| 26Feb2019 | 08:22 | 0.5             | 0.2                | 7302.0            | 0.1              |
| 26Feb2019 | 08:23 | 0.5             | 0.2                | 7302.0            | 0.1              |
| 26Feb2019 | 08:24 | 0.5             | 0.2                | 7302.0            | 0.1              |
| 26Feb2019 | 08:25 | 0.5             | 0.2                | 7302.0            | 0.1              |
| 26Feb2019 | 08:26 | 0.5             | 0.2                | 7302.0            | 0.1              |
| 26Feb2019 | 08:27 | 0.5             | 0.2                | 7302.0            | 0.1              |
| 26Feb2019 | 08:28 | 0.5             | 0.2                | 7302.0            | 0.1              |
| 26Feb2019 | 08:29 | 0.5             | 0.2                | 7302.0            | 0.1              |
| 26Feb2019 | 08:30 | 0.5             | 0.2                | 7302.0            | 0.1              |
| 26Feb2019 | 08:31 | 0.5             | 0.2                | 7302.0            | 0.1              |
| 26Feb2019 | 08:32 | 0.5             | 0.2                | 7302.0            | 0.1              |
| 26Feb2019 | 08:33 | 0.5             | 0.2                | 7302.0            | 0.1              |
| 26Feb2019 | 08:34 | 0.5             | 0.2                | 7302.0            | 0.1              |
| 26Feb2019 | 08:35 | 0.5             | 0.2                | 7302.0            | 0.1              |
| 26Feb2019 | 08:36 | 0.5             | 0.2                | 7302.0            | 0.1              |
| 26Feb2019 | 08:37 | 0.6             | 0.2                | 7302.0            | 0.1              |
| 26Feb2019 | 08:38 | 0.6             | 0.2                | 7302.0            | 0.1              |
| 26Feb2019 | 08:39 | 0.6             | 0.2                | 7302.0            | 0.1              |
| 26Feb2019 | 08:40 | 0.6             | 0.2                | 7302.0            | 0.1              |
| 26Feb2019 | 08:41 | 0.6             | 0.2                | 7302.1            | 0.1              |

| Date      | Time  | Inflow<br>(CFS) | Storage<br>(AC-FT) | Elevation<br>(FT) | Outflow<br>(CFS) |
|-----------|-------|-----------------|--------------------|-------------------|------------------|
| 26Feb2019 | 08:42 | 0.6             | 0.2                | 7302.1            | 0.1              |
| 26Feb2019 | 08:43 | 0.6             | 0.2                | 7302.1            | 0.1              |
| 26Feb2019 | 08:44 | 0.6             | 0.2                | 7302.1            | 0.1              |
| 26Feb2019 | 08:45 | 0.6             | 0.2                | 7302.1            | 0.1              |
| 26Feb2019 | 08:46 | 0.6             | 0.2                | 7302.1            | 0.1              |
| 26Feb2019 | 08:47 | 0.6             | 0.2                | 7302.1            | 0.1              |
| 26Feb2019 | 08:48 | 0.6             | 0.2                | 7302.1            | 0.2              |
| 26Feb2019 | 08:49 | 0.6             | 0.2                | 7302.1            | 0.2              |
| 26Feb2019 | 08:50 | 0.6             | 0.2                | 7302.1            | 0.2              |
| 26Feb2019 | 08:51 | 0.6             | 0.2                | 7302.1            | 0.2              |
| 26Feb2019 | 08:52 | 0.6             | 0.2                | 7302.1            | 0.2              |
| 26Feb2019 | 08:53 | 0.6             | 0.2                | 7302.1            | 0.2              |
| 26Feb2019 | 08:54 | 0.6             | 0.2                | 7302.1            | 0.2              |
| 26Feb2019 | 08:55 | 0.6             | 0.2                | 7302.1            | 0.2              |
| 26Feb2019 | 08:56 | 0.6             | 0.2                | 7302.1            | 0.2              |
| 26Feb2019 | 08:57 | 0.6             | 0.2                | 7302.1            | 0.2              |
| 26Feb2019 | 08:58 | 0.6             | 0.2                | 7302.1            | 0.2              |
| 26Feb2019 | 08:59 | 0.6             | 0.2                | 7302.1            | 0.2              |
| 26Feb2019 | 09:00 | 0.6             | 0.2                | 7302.1            | 0.2              |
| 26Feb2019 | 09:01 | 0.6             | 0.2                | 7302.1            | 0.2              |
| 26Feb2019 | 09:02 | 0.6             | 0.2                | 7302.1            | 0.2              |
| 26Feb2019 | 09:03 | 0.6             | 0.2                | 7302.1            | 0.2              |
| 26Feb2019 | 09:04 | 0.6             | 0.2                | 7302.1            | 0.2              |
| 26Feb2019 | 09:05 | 0.7             | 0.2                | 7302.1            | 0.2              |
| 26Feb2019 | 09:06 | 0.7             | 0.2                | 7302.1            | 0.2              |
| 26Feb2019 | 09:07 | 0.7             | 0.2                | 7302.1            | 0.2              |
| 26Feb2019 | 09:08 | 0.7             | 0.2                | 7302.1            | 0.2              |
| 26Feb2019 | 09:09 | 0.7             | 0.2                | 7302.1            | 0.2              |
| 26Feb2019 | 09:10 | 0.7             | 0.2                | 7302.1            | 0.2              |
| 26Feb2019 | 09:11 | 0.7             | 0.2                | 7302.1            | 0.2              |
| 26Feb2019 | 09:12 | 0.7             | 0.2                | 7302.1            | 0.2              |

| Date      | Time  | Inflow<br>(CFS) | Storage<br>(AC-FT) | Elevation<br>(FT) | Outflow<br>(CFS) |
|-----------|-------|-----------------|--------------------|-------------------|------------------|
| 26Feb2019 | 09:13 | 0.7             | 0.2                | 7302.1            | 0.2              |
| 26Feb2019 | 09:14 | 0.7             | 0.2                | 7302.1            | 0.2              |
| 26Feb2019 | 09:15 | 0.7             | 0.2                | 7302.1            | 0.2              |
| 26Feb2019 | 09:16 | 0.7             | 0.2                | 7302.1            | 0.2              |
| 26Feb2019 | 09:17 | 0.7             | 0.2                | 7302.1            | 0.2              |
| 26Feb2019 | 09:18 | 0.7             | 0.2                | 7302.1            | 0.2              |
| 26Feb2019 | 09:19 | 0.7             | 0.2                | 7302.1            | 0.2              |
| 26Feb2019 | 09:20 | 0.7             | 0.2                | 7302.1            | 0.2              |
| 26Feb2019 | 09:21 | 0.7             | 0.2                | 7302.2            | 0.2              |
| 26Feb2019 | 09:22 | 0.7             | 0.2                | 7302.2            | 0.2              |
| 26Feb2019 | 09:23 | 0.7             | 0.2                | 7302.2            | 0.2              |
| 26Feb2019 | 09:24 | 0.7             | 0.2                | 7302.2            | 0.2              |
| 26Feb2019 | 09:25 | 0.7             | 0.2                | 7302.2            | 0.2              |
| 26Feb2019 | 09:26 | 0.7             | 0.2                | 7302.2            | 0.2              |
| 26Feb2019 | 09:27 | 0.7             | 0.2                | 7302.2            | 0.2              |
| 26Feb2019 | 09:28 | 0.7             | 0.2                | 7302.2            | 0.2              |
| 26Feb2019 | 09:29 | 0.7             | 0.2                | 7302.2            | 0.2              |
| 26Feb2019 | 09:30 | 0.7             | 0.2                | 7302.2            | 0.2              |
| 26Feb2019 | 09:31 | 0.7             | 0.2                | 7302.2            | 0.2              |
| 26Feb2019 | 09:32 | 0.7             | 0.2                | 7302.2            | 0.2              |
| 26Feb2019 | 09:33 | 0.7             | 0.2                | 7302.2            | 0.2              |
| 26Feb2019 | 09:34 | 0.7             | 0.2                | 7302.2            | 0.2              |
| 26Feb2019 | 09:35 | 0.7             | 0.2                | 7302.2            | 0.2              |
| 26Feb2019 | 09:36 | 0.7             | 0.2                | 7302.2            | 0.2              |
| 26Feb2019 | 09:37 | 0.7             | 0.2                | 7302.2            | 0.2              |
| 26Feb2019 | 09:38 | 0.7             | 0.2                | 7302.2            | 0.2              |
| 26Feb2019 | 09:39 | 0.7             | 0.2                | 7302.2            | 0.2              |
| 26Feb2019 | 09:40 | 0.7             | 0.2                | 7302.2            | 0.2              |
| 26Feb2019 | 09:41 | 0.7             | 0.2                | 7302.2            | 0.2              |
| 26Feb2019 | 09:42 | 0.7             | 0.2                | 7302.2            | 0.2              |
| 26Feb2019 | 09:43 | 0.7             | 0.2                | 7302.2            | 0.2              |

| Date      | Time  | Inflow<br>(CFS) | Storage<br>(AC-FT) | Elevation<br>(FT) | Outflow<br>(CFS) |
|-----------|-------|-----------------|--------------------|-------------------|------------------|
| 26Feb2019 | 09:44 | 0.7             | 0.2                | 7302.2            | 0.2              |
| 26Feb2019 | 09:45 | 0.7             | 0.2                | 7302.2            | 0.2              |
| 26Feb2019 | 09:46 | 0.7             | 0.2                | 7302.2            | 0.2              |
| 26Feb2019 | 09:47 | 0.7             | 0.2                | 7302.2            | 0.2              |
| 26Feb2019 | 09:48 | 0.7             | 0.2                | 7302.2            | 0.2              |
| 26Feb2019 | 09:49 | 0.7             | 0.2                | 7302.2            | 0.2              |
| 26Feb2019 | 09:50 | 0.7             | 0.2                | 7302.2            | 0.2              |
| 26Feb2019 | 09:51 | 0.7             | 0.2                | 7302.2            | 0.2              |
| 26Feb2019 | 09:52 | 0.7             | 0.2                | 7302.2            | 0.2              |
| 26Feb2019 | 09:53 | 0.7             | 0.2                | 7302.2            | 0.2              |
| 26Feb2019 | 09:54 | 0.7             | 0.2                | 7302.2            | 0.2              |
| 26Feb2019 | 09:55 | 0.8             | 0.2                | 7302.2            | 0.2              |
| 26Feb2019 | 09:56 | 0.8             | 0.2                | 7302.2            | 0.2              |
| 26Feb2019 | 09:57 | 0.8             | 0.2                | 7302.2            | 0.2              |
| 26Feb2019 | 09:58 | 0.8             | 0.2                | 7302.3            | 0.2              |
| 26Feb2019 | 09:59 | 0.8             | 0.2                | 7302.3            | 0.2              |
| 26Feb2019 | 10:00 | 0.8             | 0.2                | 7302.3            | 0.2              |
| 26Feb2019 | 10:01 | 0.8             | 0.2                | 7302.3            | 0.2              |
| 26Feb2019 | 10:02 | 0.8             | 0.2                | 7302.3            | 0.2              |
| 26Feb2019 | 10:03 | 0.8             | 0.2                | 7302.3            | 0.2              |
| 26Feb2019 | 10:04 | 0.8             | 0.2                | 7302.3            | 0.2              |
| 26Feb2019 | 10:05 | 0.8             | 0.2                | 7302.3            | 0.2              |
| 26Feb2019 | 10:06 | 0.8             | 0.2                | 7302.3            | 0.2              |
| 26Feb2019 | 10:07 | 0.8             | 0.2                | 7302.3            | 0.2              |
| 26Feb2019 | 10:08 | 0.8             | 0.2                | 7302.3            | 0.2              |
| 26Feb2019 | 10:09 | 0.8             | 0.2                | 7302.3            | 0.3              |
| 26Feb2019 | 10:10 | 0.8             | 0.2                | 7302.3            | 0.3              |
| 26Feb2019 | 10:11 | 0.8             | 0.2                | 7302.3            | 0.3              |
| 26Feb2019 | 10:12 | 0.8             | 0.2                | 7302.3            | 0.3              |
| 26Feb2019 | 10:13 | 0.9             | 0.2                | 7302.3            | 0.3              |
| 26Feb2019 | 10:14 | 0.9             | 0.2                | 7302.3            | 0.3              |

| Date      | Time  | Inflow<br>(CFS) | Storage<br>(AC-FT) | Elevation<br>(FT) | Outflow<br>(CFS) |
|-----------|-------|-----------------|--------------------|-------------------|------------------|
| 26Feb2019 | 10:15 | 0.9             | 0.2                | 7302.3            | 0.3              |
| 26Feb2019 | 10:16 | 0.9             | 0.2                | 7302.3            | 0.3              |
| 26Feb2019 | 10:17 | 0.9             | 0.2                | 7302.3            | 0.3              |
| 26Feb2019 | 10:18 | 0.9             | 0.2                | 7302.3            | 0.3              |
| 26Feb2019 | 10:19 | 0.9             | 0.2                | 7302.3            | 0.3              |
| 26Feb2019 | 10:20 | 0.9             | 0.2                | 7302.3            | 0.3              |
| 26Feb2019 | 10:21 | 0.9             | 0.3                | 7302.3            | 0.3              |
| 26Feb2019 | 10:22 | 0.9             | 0.3                | 7302.3            | 0.3              |
| 26Feb2019 | 10:23 | 0.9             | 0.3                | 7302.3            | 0.3              |
| 26Feb2019 | 10:24 | 0.9             | 0.3                | 7302.3            | 0.3              |
| 26Feb2019 | 10:25 | 0.9             | 0.3                | 7302.3            | 0.3              |
| 26Feb2019 | 10:26 | 1.0             | 0.3                | 7302.3            | 0.3              |
| 26Feb2019 | 10:27 | 1.0             | 0.3                | 7302.3            | 0.3              |
| 26Feb2019 | 10:28 | 1.0             | 0.3                | 7302.4            | 0.3              |
| 26Feb2019 | 10:29 | 1.0             | 0.3                | 7302.4            | 0.3              |
| 26Feb2019 | 10:30 | 1.0             | 0.3                | 7302.4            | 0.3              |
| 26Feb2019 | 10:31 | 1.0             | 0.3                | 7302.4            | 0.3              |
| 26Feb2019 | 10:32 | 1.0             | 0.3                | 7302.4            | 0.3              |
| 26Feb2019 | 10:33 | 1.0             | 0.3                | 7302.4            | 0.3              |
| 26Feb2019 | 10:34 | 1.0             | 0.3                | 7302.4            | 0.3              |
| 26Feb2019 | 10:35 | 1.0             | 0.3                | 7302.4            | 0.3              |
| 26Feb2019 | 10:36 | 1.0             | 0.3                | 7302.4            | 0.3              |
| 26Feb2019 | 10:37 | 1.1             | 0.3                | 7302.4            | 0.3              |
| 26Feb2019 | 10:38 | 1.1             | 0.3                | 7302.4            | 0.3              |
| 26Feb2019 | 10:39 | 1.1             | 0.3                | 7302.4            | 0.3              |
| 26Feb2019 | 10:40 | 1.1             | 0.3                | 7302.4            | 0.3              |
| 26Feb2019 | 10:41 | 1.1             | 0.3                | 7302.4            | 0.3              |
| 26Feb2019 | 10:42 | 1.1             | 0.3                | 7302.4            | 0.3              |
| 26Feb2019 | 10:43 | 1.1             | 0.3                | 7302.4            | 0.3              |
| 26Feb2019 | 10:44 | 1.1             | 0.3                | 7302.4            | 0.3              |
| 26Feb2019 | 10:45 | 1.1             | 0.3                | 7302.4            | 0.3              |

| Date      | Time  | Inflow<br>(CFS) | Storage<br>(AC-FT) | Elevation<br>(FT) | Outflow<br>(CFS) |
|-----------|-------|-----------------|--------------------|-------------------|------------------|
| 26Feb2019 | 10:46 | 1.2             | 0.3                | 7302.4            | 0.3              |
| 26Feb2019 | 10:47 | 1.2             | 0.3                | 7302.4            | 0.3              |
| 26Feb2019 | 10:48 | 1.2             | 0.3                | 7302.4            | 0.3              |
| 26Feb2019 | 10:49 | 1.2             | 0.3                | 7302.4            | 0.3              |
| 26Feb2019 | 10:50 | 1.2             | 0.3                | 7302.4            | 0.3              |
| 26Feb2019 | 10:51 | 1.2             | 0.3                | 7302.4            | 0.3              |
| 26Feb2019 | 10:52 | 1.2             | 0.3                | 7302.5            | 0.3              |
| 26Feb2019 | 10:53 | 1.2             | 0.3                | 7302.5            | 0.3              |
| 26Feb2019 | 10:54 | 1.3             | 0.3                | 7302.5            | 0.3              |
| 26Feb2019 | 10:55 | 1.3             | 0.3                | 7302.5            | 0.3              |
| 26Feb2019 | 10:56 | 1.3             | 0.3                | 7302.5            | 0.3              |
| 26Feb2019 | 10:57 | 1.3             | 0.3                | 7302.5            | 0.3              |
| 26Feb2019 | 10:58 | 1.3             | 0.3                | 7302.5            | 0.3              |
| 26Feb2019 | 10:59 | 1.3             | 0.3                | 7302.5            | 0.3              |
| 26Feb2019 | 11:00 | 1.3             | 0.3                | 7302.5            | 0.3              |
| 26Feb2019 | 11:01 | 1.4             | 0.3                | 7302.5            | 0.3              |
| 26Feb2019 | 11:02 | 1.4             | 0.3                | 7302.5            | 0.4              |
| 26Feb2019 | 11:03 | 1.4             | 0.3                | 7302.5            | 0.4              |
| 26Feb2019 | 11:04 | 1.4             | 0.3                | 7302.5            | 0.4              |
| 26Feb2019 | 11:05 | 1.4             | 0.3                | 7302.5            | 0.4              |
| 26Feb2019 | 11:06 | 1.4             | 0.3                | 7302.5            | 0.4              |
| 26Feb2019 | 11:07 | 1.5             | 0.3                | 7302.5            | 0.4              |
| 26Feb2019 | 11:08 | 1.5             | 0.3                | 7302.5            | 0.4              |
| 26Feb2019 | 11:09 | 1.5             | 0.3                | 7302.5            | 0.4              |
| 26Feb2019 | 11:10 | 1.5             | 0.3                | 7302.6            | 0.4              |
| 26Feb2019 | 11:11 | 1.5             | 0.3                | 7302.6            | 0.4              |
| 26Feb2019 | 11:12 | 1.6             | 0.3                | 7302.6            | 0.4              |
| 26Feb2019 | 11:13 | 1.6             | 0.3                | 7302.6            | 0.4              |
| 26Feb2019 | 11:14 | 1.6             | 0.3                | 7302.6            | 0.4              |
| 26Feb2019 | 11:15 | 1.6             | 0.3                | 7302.6            | 0.4              |
| 26Feb2019 | 11:16 | 1.6             | 0.3                | 7302.6            | 0.4              |

| Date      | Time  | Inflow<br>(CFS) | Storage<br>(AC-FT) | Elevation<br>(FT) | Outflow<br>(CFS) |
|-----------|-------|-----------------|--------------------|-------------------|------------------|
| 26Feb2019 | 11:17 | 1.7             | 0.3                | 7302.6            | 0.4              |
| 26Feb2019 | 11:18 | 1.7             | 0.3                | 7302.6            | 0.4              |
| 26Feb2019 | 11:19 | 1.7             | 0.3                | 7302.6            | 0.4              |
| 26Feb2019 | 11:20 | 1.8             | 0.3                | 7302.6            | 0.4              |
| 26Feb2019 | 11:21 | 1.8             | 0.3                | 7302.6            | 0.4              |
| 26Feb2019 | 11:22 | 1.8             | 0.3                | 7302.6            | 0.4              |
| 26Feb2019 | 11:23 | 1.9             | 0.3                | 7302.6            | 0.4              |
| 26Feb2019 | 11:24 | 1.9             | 0.3                | 7302.6            | 0.4              |
| 26Feb2019 | 11:25 | 1.9             | 0.3                | 7302.7            | 0.4              |
| 26Feb2019 | 11:26 | 2.0             | 0.3                | 7302.7            | 0.4              |
| 26Feb2019 | 11:27 | 2.0             | 0.3                | 7302.7            | 0.4              |
| 26Feb2019 | 11:28 | 2.0             | 0.3                | 7302.7            | 0.4              |
| 26Feb2019 | 11:29 | 2.1             | 0.3                | 7302.7            | 0.4              |
| 26Feb2019 | 11:30 | 2.1             | 0.3                | 7302.7            | 0.4              |
| 26Feb2019 | 11:31 | 2.1             | 0.3                | 7302.7            | 0.4              |
| 26Feb2019 | 11:32 | 2.2             | 0.4                | 7302.7            | 0.5              |
| 26Feb2019 | 11:33 | 2.2             | 0.4                | 7302.7            | 0.5              |
| 26Feb2019 | 11:34 | 2.3             | 0.4                | 7302.7            | 0.5              |
| 26Feb2019 | 11:35 | 2.5             | 0.4                | 7302.7            | 0.5              |
| 26Feb2019 | 11:36 | 2.6             | 0.4                | 7302.8            | 0.5              |
| 26Feb2019 | 11:37 | 2.7             | 0.4                | 7302.8            | 0.5              |
| 26Feb2019 | 11:38 | 3.0             | 0.4                | 7302.8            | 0.5              |
| 26Feb2019 | 11:39 | 3.3             | 0.4                | 7302.8            | 0.5              |
| 26Feb2019 | 11:40 | 3.9             | 0.4                | 7302.8            | 0.5              |
| 26Feb2019 | 11:41 | 4.8             | 0.4                | 7302.8            | 0.5              |
| 26Feb2019 | 11:42 | 6.0             | 0.4                | 7302.9            | 0.5              |
| 26Feb2019 | 11:43 | 7.5             | 0.4                | 7302.9            | 0.5              |
| 26Feb2019 | 11:44 | 9.2             | 0.4                | 7302.9            | 0.6              |
| 26Feb2019 | 11:45 | 11.4            | 0.4                | 7303.0            | 0.6              |
| 26Feb2019 | 11:46 | 14.0            | 0.4                | 7303.0            | 1.3              |
| 26Feb2019 | 11:47 | 17.0            | 0.5                | 7303.1            | 2.2              |



| Date      | Time  | Inflow<br>(CFS) | Storage<br>(AC-FT) | Elevation<br>(FT) | Outflow<br>(CFS) |
|-----------|-------|-----------------|--------------------|-------------------|------------------|
| 26Feb2019 | 11:48 | 20.2            | 0.5                | 7303.2            | 3.3              |
| 26Feb2019 | 11:49 | 23.5            | 0.5                | 7303.2            | 4.6              |
| 26Feb2019 | 11:50 | 27.4            | 0.5                | 7303.3            | 5.9              |
| 26Feb2019 | 11:51 | 31.9            | 0.6                | 7303.4            | 7.5              |
| 26Feb2019 | 11:52 | 37.7            | 0.6                | 7303.5            | 9.3              |
| 26Feb2019 | 11:53 | 44.5            | 0.6                | 7303.6            | 11.4             |
| 26Feb2019 | 11:54 | 52.4            | 0.7                | 7303.7            | 13.9             |
| 26Feb2019 | 11:55 | 61.0            | 0.7                | 7303.9            | 16.7             |
| 26Feb2019 | 11:56 | 70.0            | 0.8                | 7304.1            | 20.8             |
| 26Feb2019 | 11:57 | 79.1            | 0.9                | 7304.2            | 26.4             |
| 26Feb2019 | 11:58 | 87.4            | 1.0                | 7304.4            | 32.4             |
| 26Feb2019 | 11:59 | 94.6            | 1.0                | 7304.5            | 38.6             |
| 26Feb2019 | 12:00 | 100.9           | 1.1                | 7304.7            | 44.8             |
| 26Feb2019 | 12:01 | 106.0           | 1.2                | 7304.9            | 51.0             |
| 26Feb2019 | 12:02 | 109.4           | 1.3                | 7305.0            | 56.8             |
| 26Feb2019 | 12:03 | 110.8           | 1.3                | 7305.2            | 62.1             |
| 26Feb2019 | 12:04 | 109.7           | 1.4                | 7305.3            | 66.9             |
| 26Feb2019 | 12:05 | 106.5           | 1.4                | 7305.4            | 71.0             |
| 26Feb2019 | 12:06 | 101.5           | 1.5                | 7305.4            | 74.3             |
| 26Feb2019 | 12:07 | 95.1            | 1.5                | 7305.5            | 76.6             |
| 26Feb2019 | 12:08 | 87.9            | 1.5                | 7305.5            | 78.1             |
| 26Feb2019 | 12:09 | 80.2            | 1.5                | 7305.6            | 78.7             |
| 26Feb2019 | 12:10 | 72.6            | 1.5                | 7305.5            | 78.5             |
| 26Feb2019 | 12:11 | 65.4            | 1.5                | 7305.5            | 77.5             |
| 26Feb2019 | 12:12 | 58.7            | 1.5                | 7305.5            | 76.0             |
| 26Feb2019 | 12:13 | 52.4            | 1.5                | 7305.4            | 74.0             |
| 26Feb2019 | 12:14 | 46.5            | 1.5                | 7305.4            | 71.5             |
| 26Feb2019 | 12:15 | 41.2            | 1.4                | 7305.3            | 68.8             |
| 26Feb2019 | 12:16 | 36.4            | 1.4                | 7305.2            | 65.8             |
| 26Feb2019 | 12:17 | 32.1            | 1.3                | 7305.2            | 62.7             |
| 26Feb2019 | 12:18 | 28.4            | 1.3                | 7305.1            | 59.5             |

| Date      | Time  | Inflow<br>(CFS) | Storage<br>(AC-FT) | Elevation<br>(FT) | Outflow<br>(CFS) |
|-----------|-------|-----------------|--------------------|-------------------|------------------|
| 26Feb2019 | 12:19 | 25.3            | 1.3                | 7305.0            | 56.2             |
| 26Feb2019 | 12:20 | 22.6            | 1.2                | 7304.9            | 52.9             |
| 26Feb2019 | 12:21 | 20.3            | 1.2                | 7304.8            | 49.6             |
| 26Feb2019 | 12:22 | 18.3            | 1.1                | 7304.8            | 46.4             |
| 26Feb2019 | 12:23 | 16.5            | 1.1                | 7304.7            | 43.3             |
| 26Feb2019 | 12:24 | 15.0            | 1.1                | 7304.6            | 40.4             |
| 26Feb2019 | 12:25 | 13.6            | 1.0                | 7304.5            | 37.7             |
| 26Feb2019 | 12:26 | 12.4            | 1.0                | 7304.4            | 35.1             |
| 26Feb2019 | 12:27 | 11.4            | 1.0                | 7304.4            | 32.7             |
| 26Feb2019 | 12:28 | 10.4            | 0.9                | 7304.3            | 30.4             |
| 26Feb2019 | 12:29 | 9.5             | 0.9                | 7304.3            | 28.2             |
| 26Feb2019 | 12:30 | 8.8             | 0.9                | 7304.2            | 26.2             |
| 26Feb2019 | 12:31 | 8.1             | 0.9                | 7304.2            | 24.3             |
| 26Feb2019 | 12:32 | 7.5             | 0.8                | 7304.1            | 22.6             |
| 26Feb2019 | 12:33 | 6.9             | 0.8                | 7304.1            | 21.0             |
| 26Feb2019 | 12:34 | 6.4             | 0.8                | 7304.0            | 19.5             |
| 26Feb2019 | 12:35 | 6.0             | 0.8                | 7304.0            | 18.2             |
| 26Feb2019 | 12:36 | 5.6             | 0.8                | 7303.9            | 17.4             |
| 26Feb2019 | 12:37 | 5.2             | 0.7                | 7303.9            | 16.6             |
| 26Feb2019 | 12:38 | 4.9             | 0.7                | 7303.9            | 15.8             |
| 26Feb2019 | 12:39 | 4.6             | 0.7                | 7303.8            | 15.1             |
| 26Feb2019 | 12:40 | 4.4             | 0.7                | 7303.8            | 14.4             |
| 26Feb2019 | 12:41 | 4.2             | 0.7                | 7303.7            | 13.7             |
| 26Feb2019 | 12:42 | 4.0             | 0.7                | 7303.7            | 13.1             |
| 26Feb2019 | 12:43 | 3.8             | 0.7                | 7303.7            | 12.5             |
| 26Feb2019 | 12:44 | 3.7             | 0.6                | 7303.6            | 11.9             |
| 26Feb2019 | 12:45 | 3.5             | 0.6                | 7303.6            | 11.4             |
| 26Feb2019 | 12:46 | 3.4             | 0.6                | 7303.6            | 10.8             |
| 26Feb2019 | 12:47 | 3.3             | 0.6                | 7303.5            | 10.3             |
| 26Feb2019 | 12:48 | 3.2             | 0.6                | 7303.5            | 9.9              |
| 26Feb2019 | 12:49 | 3.1             | 0.6                | 7303.5            | 9.4              |

| Date      | Time  | Inflow<br>(CFS) | Storage<br>(AC-FT) | Elevation<br>(FT) | Outflow<br>(CFS) |
|-----------|-------|-----------------|--------------------|-------------------|------------------|
| 26Feb2019 | 12:50 | 3.0             | 0.6                | 7303.5            | 9.0              |
| 26Feb2019 | 12:51 | 2.9             | 0.6                | 7303.4            | 8.6              |
| 26Feb2019 | 12:52 | 2.9             | 0.6                | 7303.4            | 8.2              |
| 26Feb2019 | 12:53 | 2.8             | 0.6                | 7303.4            | 7.9              |
| 26Feb2019 | 12:54 | 2.7             | 0.6                | 7303.4            | 7.5              |
| 26Feb2019 | 12:55 | 2.7             | 0.6                | 7303.4            | 7.2              |
| 26Feb2019 | 12:56 | 2.6             | 0.5                | 7303.4            | 6.9              |
| 26Feb2019 | 12:57 | 2.6             | 0.5                | 7303.3            | 6.6              |
| 26Feb2019 | 12:58 | 2.5             | 0.5                | 7303.3            | 6.4              |
| 26Feb2019 | 12:59 | 2.5             | 0.5                | 7303.3            | 6.1              |
| 26Feb2019 | 13:00 | 2.5             | 0.5                | 7303.3            | 5.9              |
| 26Feb2019 | 13:01 | 2.4             | 0.5                | 7303.3            | 5.6              |
| 26Feb2019 | 13:02 | 2.4             | 0.5                | 7303.3            | 5.4              |
| 26Feb2019 | 13:03 | 2.3             | 0.5                | 7303.3            | 5.2              |
| 26Feb2019 | 13:04 | 2.3             | 0.5                | 7303.2            | 5.0              |
| 26Feb2019 | 13:05 | 2.3             | 0.5                | 7303.2            | 4.8              |
| 26Feb2019 | 13:06 | 2.2             | 0.5                | 7303.2            | 4.7              |
| 26Feb2019 | 13:07 | 2.2             | 0.5                | 7303.2            | 4.5              |
| 26Feb2019 | 13:08 | 2.2             | 0.5                | 7303.2            | 4.4              |
| 26Feb2019 | 13:09 | 2.1             | 0.5                | 7303.2            | 4.2              |
| 26Feb2019 | 13:10 | 2.1             | 0.5                | 7303.2            | 4.1              |
| 26Feb2019 | 13:11 | 2.1             | 0.5                | 7303.2            | 3.9              |
| 26Feb2019 | 13:12 | 2.1             | 0.5                | 7303.2            | 3.8              |
| 26Feb2019 | 13:13 | 2.1             | 0.5                | 7303.2            | 3.7              |
| 26Feb2019 | 13:14 | 2.0             | 0.5                | 7303.2            | 3.6              |
| 26Feb2019 | 13:15 | 2.0             | 0.5                | 7303.2            | 3.5              |
| 26Feb2019 | 13:16 | 2.0             | 0.5                | 7303.2            | 3.4              |
| 26Feb2019 | 13:17 | 2.0             | 0.5                | 7303.2            | 3.3              |
| 26Feb2019 | 13:18 | 2.0             | 0.5                | 7303.1            | 3.2              |
| 26Feb2019 | 13:19 | 1.9             | 0.5                | 7303.1            | 3.1              |
| 26Feb2019 | 13:20 | 1.9             | 0.5                | 7303.1            | 3.0              |

| Date      | Time  | Inflow<br>(CFS) | Storage<br>(AC-FT) | Elevation<br>(FT) | Outflow<br>(CFS) |
|-----------|-------|-----------------|--------------------|-------------------|------------------|
| 26Feb2019 | 13:21 | 1.9             | 0.5                | 7303.1            | 3.0              |
| 26Feb2019 | 13:22 | 1.9             | 0.5                | 7303.1            | 2.9              |
| 26Feb2019 | 13:23 | 1.9             | 0.5                | 7303.1            | 2.8              |
| 26Feb2019 | 13:24 | 1.8             | 0.5                | 7303.1            | 2.8              |
| 26Feb2019 | 13:25 | 1.8             | 0.5                | 7303.1            | 2.7              |
| 26Feb2019 | 13:26 | 1.8             | 0.5                | 7303.1            | 2.6              |
| 26Feb2019 | 13:27 | 1.8             | 0.5                | 7303.1            | 2.6              |
| 26Feb2019 | 13:28 | 1.8             | 0.5                | 7303.1            | 2.5              |
| 26Feb2019 | 13:29 | 1.8             | 0.5                | 7303.1            | 2.5              |
| 26Feb2019 | 13:30 | 1.7             | 0.5                | 7303.1            | 2.4              |
| 26Feb2019 | 13:31 | 1.7             | 0.5                | 7303.1            | 2.4              |
| 26Feb2019 | 13:32 | 1.7             | 0.5                | 7303.1            | 2.3              |
| 26Feb2019 | 13:33 | 1.7             | 0.5                | 7303.1            | 2.3              |
| 26Feb2019 | 13:34 | 1.7             | 0.5                | 7303.1            | 2.3              |
| 26Feb2019 | 13:35 | 1.7             | 0.5                | 7303.1            | 2.2              |
| 26Feb2019 | 13:36 | 1.6             | 0.5                | 7303.1            | 2.2              |
| 26Feb2019 | 13:37 | 1.6             | 0.5                | 7303.1            | 2.1              |
| 26Feb2019 | 13:38 | 1.6             | 0.5                | 7303.1            | 2.1              |
| 26Feb2019 | 13:39 | 1.6             | 0.5                | 7303.1            | 2.1              |
| 26Feb2019 | 13:40 | 1.6             | 0.5                | 7303.1            | 2.0              |
| 26Feb2019 | 13:41 | 1.6             | 0.5                | 7303.1            | 2.0              |
| 26Feb2019 | 13:42 | 1.5             | 0.4                | 7303.1            | 2.0              |
| 26Feb2019 | 13:43 | 1.5             | 0.4                | 7303.1            | 2.0              |
| 26Feb2019 | 13:44 | 1.5             | 0.4                | 7303.1            | 1.9              |
| 26Feb2019 | 13:45 | 1.5             | 0.4                | 7303.1            | 1.9              |
| 26Feb2019 | 13:46 | 1.5             | 0.4                | 7303.1            | 1.9              |
| 26Feb2019 | 13:47 | 1.5             | 0.4                | 7303.1            | 1.8              |
| 26Feb2019 | 13:48 | 1.5             | 0.4                | 7303.1            | 1.8              |
| 26Feb2019 | 13:49 | 1.5             | 0.4                | 7303.1            | 1.8              |
| 26Feb2019 | 13:50 | 1.4             | 0.4                | 7303.1            | 1.8              |
| 26Feb2019 | 13:51 | 1.4             | 0.4                | 7303.1            | 1.8              |

| Date      | Time  | Inflow<br>(CFS) | Storage<br>(AC-FT) | Elevation<br>(FT) | Outflow<br>(CFS) |
|-----------|-------|-----------------|--------------------|-------------------|------------------|
| 26Feb2019 | 13:52 | 1.4             | 0.4                | 7303.1            | 1.7              |
| 26Feb2019 | 13:53 | 1.4             | 0.4                | 7303.1            | 1.7              |
| 26Feb2019 | 13:54 | 1.4             | 0.4                | 7303.1            | 1.7              |
| 26Feb2019 | 13:55 | 1.4             | 0.4                | 7303.1            | 1.7              |
| 26Feb2019 | 13:56 | 1.4             | 0.4                | 7303.1            | 1.7              |
| 26Feb2019 | 13:57 | 1.4             | 0.4                | 7303.1            | 1.6              |
| 26Feb2019 | 13:58 | 1.3             | 0.4                | 7303.1            | 1.6              |
| 26Feb2019 | 13:59 | 1.3             | 0.4                | 7303.1            | 1.6              |
| 26Feb2019 | 14:00 | 1.3             | 0.4                | 7303.1            | 1.6              |
| 26Feb2019 | 14:01 | 1.3             | 0.4                | 7303.1            | 1.6              |
| 26Feb2019 | 14:02 | 1.3             | 0.4                | 7303.1            | 1.5              |
| 26Feb2019 | 14:03 | 1.3             | 0.4                | 7303.1            | 1.5              |
| 26Feb2019 | 14:04 | 1.3             | 0.4                | 7303.1            | 1.5              |
| 26Feb2019 | 14:05 | 1.3             | 0.4                | 7303.1            | 1.5              |
| 26Feb2019 | 14:06 | 1.2             | 0.4                | 7303.1            | 1.5              |
| 26Feb2019 | 14:07 | 1.2             | 0.4                | 7303.0            | 1.5              |
| 26Feb2019 | 14:08 | 1.2             | 0.4                | 7303.0            | 1.4              |
| 26Feb2019 | 14:09 | 1.2             | 0.4                | 7303.0            | 1.4              |
| 26Feb2019 | 14:10 | 1.2             | 0.4                | 7303.0            | 1.4              |
| 26Feb2019 | 14:11 | 1.2             | 0.4                | 7303.0            | 1.4              |
| 26Feb2019 | 14:12 | 1.2             | 0.4                | 7303.0            | 1.4              |
| 26Feb2019 | 14:13 | 1.2             | 0.4                | 7303.0            | 1.4              |
| 26Feb2019 | 14:14 | 1.2             | 0.4                | 7303.0            | 1.4              |
| 26Feb2019 | 14:15 | 1.2             | 0.4                | 7303.0            | 1.4              |
| 26Feb2019 | 14:16 | 1.2             | 0.4                | 7303.0            | 1.3              |
| 26Feb2019 | 14:17 | 1.2             | 0.4                | 7303.0            | 1.3              |
| 26Feb2019 | 14:18 | 1.2             | 0.4                | 7303.0            | 1.3              |
| 26Feb2019 | 14:19 | 1.2             | 0.4                | 7303.0            | 1.3              |
| 26Feb2019 | 14:20 | 1.2             | 0.4                | 7303.0            | 1.3              |
| 26Feb2019 | 14:21 | 1.2             | 0.4                | 7303.0            | 1.3              |
| 26Feb2019 | 14:22 | 1.2             | 0.4                | 7303.0            | 1.3              |

| Date      | Time  | Inflow<br>(CFS) | Storage<br>(AC-FT) | Elevation<br>(FT) | Outflow<br>(CFS) |
|-----------|-------|-----------------|--------------------|-------------------|------------------|
| 26Feb2019 | 14:23 | 1.2             | 0.4                | 7303.0            | 1.3              |
| 26Feb2019 | 14:24 | 1.2             | 0.4                | 7303.0            | 1.3              |
| 26Feb2019 | 14:25 | 1.2             | 0.4                | 7303.0            | 1.3              |
| 26Feb2019 | 14:26 | 1.2             | 0.4                | 7303.0            | 1.3              |
| 26Feb2019 | 14:27 | 1.2             | 0.4                | 7303.0            | 1.3              |
| 26Feb2019 | 14:28 | 1.2             | 0.4                | 7303.0            | 1.3              |
| 26Feb2019 | 14:29 | 1.2             | 0.4                | 7303.0            | 1.3              |
| 26Feb2019 | 14:30 | 1.2             | 0.4                | 7303.0            | 1.3              |
| 26Feb2019 | 14:31 | 1.2             | 0.4                | 7303.0            | 1.3              |
| 26Feb2019 | 14:32 | 1.2             | 0.4                | 7303.0            | 1.3              |
| 26Feb2019 | 14:33 | 1.2             | 0.4                | 7303.0            | 1.3              |
| 26Feb2019 | 14:34 | 1.2             | 0.4                | 7303.0            | 1.3              |
| 26Feb2019 | 14:35 | 1.2             | 0.4                | 7303.0            | 1.3              |
| 26Feb2019 | 14:36 | 1.2             | 0.4                | 7303.0            | 1.3              |
| 26Feb2019 | 14:37 | 1.2             | 0.4                | 7303.0            | 1.2              |
| 26Feb2019 | 14:38 | 1.2             | 0.4                | 7303.0            | 1.2              |
| 26Feb2019 | 14:39 | 1.2             | 0.4                | 7303.0            | 1.2              |
| 26Feb2019 | 14:40 | 1.2             | 0.4                | 7303.0            | 1.2              |
| 26Feb2019 | 14:41 | 1.2             | 0.4                | 7303.0            | 1.2              |
| 26Feb2019 | 14:42 | 1.2             | 0.4                | 7303.0            | 1.2              |
| 26Feb2019 | 14:43 | 1.2             | 0.4                | 7303.0            | 1.2              |
| 26Feb2019 | 14:44 | 1.2             | 0.4                | 7303.0            | 1.2              |
| 26Feb2019 | 14:45 | 1.2             | 0.4                | 7303.0            | 1.2              |
| 26Feb2019 | 14:46 | 1.2             | 0.4                | 7303.0            | 1.2              |
| 26Feb2019 | 14:47 | 1.2             | 0.4                | 7303.0            | 1.2              |
| 26Feb2019 | 14:48 | 1.2             | 0.4                | 7303.0            | 1.2              |
| 26Feb2019 | 14:49 | 1.2             | 0.4                | 7303.0            | 1.2              |
| 26Feb2019 | 14:50 | 1.2             | 0.4                | 7303.0            | 1.2              |
| 26Feb2019 | 14:51 | 1.2             | 0.4                | 7303.0            | 1.2              |
| 26Feb2019 | 14:52 | 1.2             | 0.4                | 7303.0            | 1.2              |
| 26Feb2019 | 14:53 | 1.2             | 0.4                | 7303.0            | 1.2              |

| Date      | Time  | Inflow<br>(CFS) | Storage<br>(AC-FT) | Elevation<br>(FT) | Outflow<br>(CFS) |
|-----------|-------|-----------------|--------------------|-------------------|------------------|
| 26Feb2019 | 14:54 | 1.2             | 0.4                | 7303.0            | 1.2              |
| 26Feb2019 | 14:55 | 1.2             | 0.4                | 7303.0            | 1.2              |
| 26Feb2019 | 14:56 | 1.2             | 0.4                | 7303.0            | 1.2              |
| 26Feb2019 | 14:57 | 1.2             | 0.4                | 7303.0            | 1.2              |
| 26Feb2019 | 14:58 | 1.2             | 0.4                | 7303.0            | 1.2              |
| 26Feb2019 | 14:59 | 1.2             | 0.4                | 7303.0            | 1.2              |
| 26Feb2019 | 15:00 | 1.2             | 0.4                | 7303.0            | 1.2              |
| 26Feb2019 | 15:01 | 1.2             | 0.4                | 7303.0            | 1.2              |
| 26Feb2019 | 15:02 | 1.2             | 0.4                | 7303.0            | 1.2              |
| 26Feb2019 | 15:03 | 1.2             | 0.4                | 7303.0            | 1.2              |
| 26Feb2019 | 15:04 | 1.2             | 0.4                | 7303.0            | 1.2              |
| 26Feb2019 | 15:05 | 1.2             | 0.4                | 7303.0            | 1.2              |
| 26Feb2019 | 15:06 | 1.2             | 0.4                | 7303.0            | 1.2              |
| 26Feb2019 | 15:07 | 1.2             | 0.4                | 7303.0            | 1.2              |
| 26Feb2019 | 15:08 | 1.2             | 0.4                | 7303.0            | 1.2              |
| 26Feb2019 | 15:09 | 1.2             | 0.4                | 7303.0            | 1.2              |
| 26Feb2019 | 15:10 | 1.2             | 0.4                | 7303.0            | 1.2              |
| 26Feb2019 | 15:11 | 1.2             | 0.4                | 7303.0            | 1.2              |
| 26Feb2019 | 15:12 | 1.2             | 0.4                | 7303.0            | 1.2              |
| 26Feb2019 | 15:13 | 1.2             | 0.4                | 7303.0            | 1.2              |
| 26Feb2019 | 15:14 | 1.2             | 0.4                | 7303.0            | 1.2              |
| 26Feb2019 | 15:15 | 1.2             | 0.4                | 7303.0            | 1.2              |
| 26Feb2019 | 15:16 | 1.2             | 0.4                | 7303.0            | 1.2              |
| 26Feb2019 | 15:17 | 1.2             | 0.4                | 7303.0            | 1.2              |
| 26Feb2019 | 15:18 | 1.2             | 0.4                | 7303.0            | 1.2              |
| 26Feb2019 | 15:19 | 1.2             | 0.4                | 7303.0            | 1.2              |
| 26Feb2019 | 15:20 | 1.2             | 0.4                | 7303.0            | 1.2              |
| 26Feb2019 | 15:21 | 1.2             | 0.4                | 7303.0            | 1.2              |
| 26Feb2019 | 15:22 | 1.2             | 0.4                | 7303.0            | 1.2              |
| 26Feb2019 | 15:23 | 1.1             | 0.4                | 7303.0            | 1.2              |
| 26Feb2019 | 15:24 | 1.1             | 0.4                | 7303.0            | 1.2              |

| Date      | Time  | Inflow<br>(CFS) | Storage<br>(AC-FT) | Elevation<br>(FT) | Outflow<br>(CFS) |
|-----------|-------|-----------------|--------------------|-------------------|------------------|
| 26Feb2019 | 15:25 | 1.1             | 0.4                | 7303.0            | 1.2              |
| 26Feb2019 | 15:26 | 1.1             | 0.4                | 7303.0            | 1.2              |
| 26Feb2019 | 15:27 | 1.1             | 0.4                | 7303.0            | 1.2              |
| 26Feb2019 | 15:28 | 1.1             | 0.4                | 7303.0            | 1.2              |
| 26Feb2019 | 15:29 | 1.1             | 0.4                | 7303.0            | 1.2              |
| 26Feb2019 | 15:30 | 1.1             | 0.4                | 7303.0            | 1.2              |
| 26Feb2019 | 15:31 | 1.1             | 0.4                | 7303.0            | 1.2              |
| 26Feb2019 | 15:32 | 1.1             | 0.4                | 7303.0            | 1.2              |
| 26Feb2019 | 15:33 | 1.1             | 0.4                | 7303.0            | 1.2              |
| 26Feb2019 | 15:34 | 1.1             | 0.4                | 7303.0            | 1.2              |
| 26Feb2019 | 15:35 | 1.1             | 0.4                | 7303.0            | 1.2              |
| 26Feb2019 | 15:36 | 1.1             | 0.4                | 7303.0            | 1.1              |
| 26Feb2019 | 15:37 | 1.1             | 0.4                | 7303.0            | 1.1              |
| 26Feb2019 | 15:38 | 1.1             | 0.4                | 7303.0            | 1.1              |
| 26Feb2019 | 15:39 | 1.1             | 0.4                | 7303.0            | 1.1              |
| 26Feb2019 | 15:40 | 1.1             | 0.4                | 7303.0            | 1.1              |
| 26Feb2019 | 15:41 | 1.1             | 0.4                | 7303.0            | 1.1              |
| 26Feb2019 | 15:42 | 1.1             | 0.4                | 7303.0            | 1.1              |
| 26Feb2019 | 15:43 | 1.1             | 0.4                | 7303.0            | 1.1              |
| 26Feb2019 | 15:44 | 1.1             | 0.4                | 7303.0            | 1.1              |
| 26Feb2019 | 15:45 | 1.1             | 0.4                | 7303.0            | 1.1              |
| 26Feb2019 | 15:46 | 1.1             | 0.4                | 7303.0            | 1.1              |
| 26Feb2019 | 15:47 | 1.1             | 0.4                | 7303.0            | 1.1              |
| 26Feb2019 | 15:48 | 1.1             | 0.4                | 7303.0            | 1.1              |
| 26Feb2019 | 15:49 | 1.0             | 0.4                | 7303.0            | 1.1              |
| 26Feb2019 | 15:50 | 1.0             | 0.4                | 7303.0            | 1.1              |
| 26Feb2019 | 15:51 | 1.0             | 0.4                | 7303.0            | 1.1              |
| 26Feb2019 | 15:52 | 1.0             | 0.4                | 7303.0            | 1.1              |
| 26Feb2019 | 15:53 | 1.0             | 0.4                | 7303.0            | 1.1              |
| 26Feb2019 | 15:54 | 1.0             | 0.4                | 7303.0            | 1.1              |
| 26Feb2019 | 15:55 | 1.0             | 0.4                | 7303.0            | 1.1              |



| Date      | Time  | Inflow<br>(CFS) | Storage<br>(AC-FT) | Elevation<br>(FT) | Outflow<br>(CFS) |
|-----------|-------|-----------------|--------------------|-------------------|------------------|
| 26Feb2019 | 15:56 | 1.0             | 0.4                | 7303.0            | 1.1              |
| 26Feb2019 | 15:57 | 1.0             | 0.4                | 7303.0            | 1.1              |
| 26Feb2019 | 15:58 | 1.0             | 0.4                | 7303.0            | 1.1              |
| 26Feb2019 | 15:59 | 1.0             | 0.4                | 7303.0            | 1.1              |
| 26Feb2019 | 16:00 | 1.0             | 0.4                | 7303.0            | 1.1              |
| 26Feb2019 | 16:01 | 1.0             | 0.4                | 7303.0            | 1.1              |
| 26Feb2019 | 16:02 | 1.0             | 0.4                | 7303.0            | 1.1              |
| 26Feb2019 | 16:03 | 1.0             | 0.4                | 7303.0            | 1.0              |
| 26Feb2019 | 16:04 | 1.0             | 0.4                | 7303.0            | 1.0              |
| 26Feb2019 | 16:05 | 1.0             | 0.4                | 7303.0            | 1.0              |
| 26Feb2019 | 16:06 | 1.0             | 0.4                | 7303.0            | 1.0              |
| 26Feb2019 | 16:07 | 1.0             | 0.4                | 7303.0            | 1.0              |
| 26Feb2019 | 16:08 | 1.0             | 0.4                | 7303.0            | 1.0              |
| 26Feb2019 | 16:09 | 1.0             | 0.4                | 7303.0            | 1.0              |
| 26Feb2019 | 16:10 | 1.0             | 0.4                | 7303.0            | 1.0              |
| 26Feb2019 | 16:11 | 1.0             | 0.4                | 7303.0            | 1.0              |
| 26Feb2019 | 16:12 | 1.0             | 0.4                | 7303.0            | 1.0              |
| 26Feb2019 | 16:13 | 1.0             | 0.4                | 7303.0            | 1.0              |
| 26Feb2019 | 16:14 | 1.0             | 0.4                | 7303.0            | 1.0              |
| 26Feb2019 | 16:15 | 1.0             | 0.4                | 7303.0            | 1.0              |
| 26Feb2019 | 16:16 | 1.0             | 0.4                | 7303.0            | 1.0              |
| 26Feb2019 | 16:17 | 1.0             | 0.4                | 7303.0            | 1.0              |
| 26Feb2019 | 16:18 | 1.0             | 0.4                | 7303.0            | 1.0              |
| 26Feb2019 | 16:19 | 1.0             | 0.4                | 7303.0            | 1.0              |
| 26Feb2019 | 16:20 | 1.0             | 0.4                | 7303.0            | 1.0              |
| 26Feb2019 | 16:21 | 1.0             | 0.4                | 7303.0            | 1.0              |
| 26Feb2019 | 16:22 | 1.0             | 0.4                | 7303.0            | 1.0              |
| 26Feb2019 | 16:23 | 1.0             | 0.4                | 7303.0            | 1.0              |
| 26Feb2019 | 16:24 | 1.0             | 0.4                | 7303.0            | 1.0              |
| 26Feb2019 | 16:25 | 1.0             | 0.4                | 7303.0            | 1.0              |
| 26Feb2019 | 16:26 | 1.0             | 0.4                | 7303.0            | 1.0              |

| Date      | Time  | Inflow<br>(CFS) | Storage<br>(AC-FT) | Elevation<br>(FT) | Outflow<br>(CFS) |
|-----------|-------|-----------------|--------------------|-------------------|------------------|
| 26Feb2019 | 16:27 | 1.0             | 0.4                | 7303.0            | 1.0              |
| 26Feb2019 | 16:28 | 1.0             | 0.4                | 7303.0            | 1.0              |
| 26Feb2019 | 16:29 | 1.0             | 0.4                | 7303.0            | 1.0              |
| 26Feb2019 | 16:30 | 1.0             | 0.4                | 7303.0            | 1.0              |
| 26Feb2019 | 16:31 | 1.0             | 0.4                | 7303.0            | 1.0              |
| 26Feb2019 | 16:32 | 1.0             | 0.4                | 7303.0            | 1.0              |
| 26Feb2019 | 16:33 | 1.0             | 0.4                | 7303.0            | 1.0              |
| 26Feb2019 | 16:34 | 1.0             | 0.4                | 7303.0            | 1.0              |
| 26Feb2019 | 16:35 | 1.0             | 0.4                | 7303.0            | 1.0              |
| 26Feb2019 | 16:36 | 1.0             | 0.4                | 7303.0            | 1.0              |
| 26Feb2019 | 16:37 | 1.0             | 0.4                | 7303.0            | 1.0              |
| 26Feb2019 | 16:38 | 1.0             | 0.4                | 7303.0            | 1.0              |
| 26Feb2019 | 16:39 | 1.0             | 0.4                | 7303.0            | 1.0              |
| 26Feb2019 | 16:40 | 1.0             | 0.4                | 7303.0            | 1.0              |
| 26Feb2019 | 16:41 | 1.0             | 0.4                | 7303.0            | 1.0              |
| 26Feb2019 | 16:42 | 1.0             | 0.4                | 7303.0            | 1.0              |
| 26Feb2019 | 16:43 | 1.0             | 0.4                | 7303.0            | 1.0              |
| 26Feb2019 | 16:44 | 1.0             | 0.4                | 7303.0            | 1.0              |
| 26Feb2019 | 16:45 | 1.0             | 0.4                | 7303.0            | 1.0              |
| 26Feb2019 | 16:46 | 1.0             | 0.4                | 7303.0            | 1.0              |
| 26Feb2019 | 16:47 | 1.0             | 0.4                | 7303.0            | 1.0              |
| 26Feb2019 | 16:48 | 1.0             | 0.4                | 7303.0            | 1.0              |
| 26Feb2019 | 16:49 | 1.0             | 0.4                | 7303.0            | 1.0              |
| 26Feb2019 | 16:50 | 1.0             | 0.4                | 7303.0            | 1.0              |
| 26Feb2019 | 16:51 | 1.0             | 0.4                | 7303.0            | 1.0              |
| 26Feb2019 | 16:52 | 1.0             | 0.4                | 7303.0            | 1.0              |
| 26Feb2019 | 16:53 | 1.0             | 0.4                | 7303.0            | 1.0              |
| 26Feb2019 | 16:54 | 1.0             | 0.4                | 7303.0            | 1.0              |
| 26Feb2019 | 16:55 | 1.0             | 0.4                | 7303.0            | 1.0              |
| 26Feb2019 | 16:56 | 1.0             | 0.4                | 7303.0            | 1.0              |
| 26Feb2019 | 16:57 | 1.0             | 0.4                | 7303.0            | 1.0              |

| Date      | Time  | Inflow<br>(CFS) | Storage<br>(AC-FT) | Elevation<br>(FT) | Outflow<br>(CFS) |
|-----------|-------|-----------------|--------------------|-------------------|------------------|
| 26Feb2019 | 16:58 | 1.0             | 0.4                | 7303.0            | 1.0              |
| 26Feb2019 | 16:59 | 1.0             | 0.4                | 7303.0            | 1.0              |
| 26Feb2019 | 17:00 | 1.0             | 0.4                | 7303.0            | 1.0              |
| 26Feb2019 | 17:01 | 1.0             | 0.4                | 7303.0            | 1.0              |
| 26Feb2019 | 17:02 | 1.0             | 0.4                | 7303.0            | 1.0              |
| 26Feb2019 | 17:03 | 1.0             | 0.4                | 7303.0            | 1.0              |
| 26Feb2019 | 17:04 | 1.0             | 0.4                | 7303.0            | 1.0              |
| 26Feb2019 | 17:05 | 1.0             | 0.4                | 7303.0            | 1.0              |
| 26Feb2019 | 17:06 | 1.0             | 0.4                | 7303.0            | 1.0              |
| 26Feb2019 | 17:07 | 1.0             | 0.4                | 7303.0            | 1.0              |
| 26Feb2019 | 17:08 | 1.0             | 0.4                | 7303.0            | 1.0              |
| 26Feb2019 | 17:09 | 1.0             | 0.4                | 7303.0            | 1.0              |
| 26Feb2019 | 17:10 | 1.0             | 0.4                | 7303.0            | 1.0              |
| 26Feb2019 | 17:11 | 1.0             | 0.4                | 7303.0            | 1.0              |
| 26Feb2019 | 17:12 | 1.0             | 0.4                | 7303.0            | 1.0              |
| 26Feb2019 | 17:13 | 1.0             | 0.4                | 7303.0            | 1.0              |
| 26Feb2019 | 17:14 | 1.0             | 0.4                | 7303.0            | 1.0              |
| 26Feb2019 | 17:15 | 1.0             | 0.4                | 7303.0            | 1.0              |
| 26Feb2019 | 17:16 | 1.0             | 0.4                | 7303.0            | 1.0              |
| 26Feb2019 | 17:17 | 1.0             | 0.4                | 7303.0            | 1.0              |
| 26Feb2019 | 17:18 | 1.0             | 0.4                | 7303.0            | 1.0              |
| 26Feb2019 | 17:19 | 1.0             | 0.4                | 7303.0            | 1.0              |
| 26Feb2019 | 17:20 | 1.0             | 0.4                | 7303.0            | 1.0              |
| 26Feb2019 | 17:21 | 1.0             | 0.4                | 7303.0            | 1.0              |
| 26Feb2019 | 17:22 | 1.0             | 0.4                | 7303.0            | 1.0              |
| 26Feb2019 | 17:23 | 1.0             | 0.4                | 7303.0            | 1.0              |
| 26Feb2019 | 17:24 | 1.0             | 0.4                | 7303.0            | 1.0              |
| 26Feb2019 | 17:25 | 1.0             | 0.4                | 7303.0            | 1.0              |
| 26Feb2019 | 17:26 | 1.0             | 0.4                | 7303.0            | 1.0              |
| 26Feb2019 | 17:27 | 1.0             | 0.4                | 7303.0            | 1.0              |
| 26Feb2019 | 17:28 | 1.0             | 0.4                | 7303.0            | 1.0              |

| Date      | Time  | Inflow<br>(CFS) | Storage<br>(AC-FT) | Elevation<br>(FT) | Outflow<br>(CFS) |
|-----------|-------|-----------------|--------------------|-------------------|------------------|
| 26Feb2019 | 17:29 | 1.0             | 0.4                | 7303.0            | 1.0              |
| 26Feb2019 | 17:30 | 1.0             | 0.4                | 7303.0            | 1.0              |
| 26Feb2019 | 17:31 | 1.0             | 0.4                | 7303.0            | 1.0              |
| 26Feb2019 | 17:32 | 1.0             | 0.4                | 7303.0            | 1.0              |
| 26Feb2019 | 17:33 | 1.0             | 0.4                | 7303.0            | 1.0              |
| 26Feb2019 | 17:34 | 1.0             | 0.4                | 7303.0            | 1.0              |
| 26Feb2019 | 17:35 | 1.0             | 0.4                | 7303.0            | 1.0              |
| 26Feb2019 | 17:36 | 1.0             | 0.4                | 7303.0            | 1.0              |
| 26Feb2019 | 17:37 | 1.0             | 0.4                | 7303.0            | 1.0              |
| 26Feb2019 | 17:38 | 1.0             | 0.4                | 7303.0            | 1.0              |
| 26Feb2019 | 17:39 | 1.0             | 0.4                | 7303.0            | 1.0              |
| 26Feb2019 | 17:40 | 1.0             | 0.4                | 7303.0            | 1.0              |
| 26Feb2019 | 17:41 | 1.0             | 0.4                | 7303.0            | 1.0              |
| 26Feb2019 | 17:42 | 1.0             | 0.4                | 7303.0            | 1.0              |
| 26Feb2019 | 17:43 | 1.0             | 0.4                | 7303.0            | 1.0              |
| 26Feb2019 | 17:44 | 1.0             | 0.4                | 7303.0            | 1.0              |
| 26Feb2019 | 17:45 | 0.9             | 0.4                | 7303.0            | 1.0              |
| 26Feb2019 | 17:46 | 0.9             | 0.4                | 7303.0            | 1.0              |
| 26Feb2019 | 17:47 | 0.9             | 0.4                | 7303.0            | 1.0              |
| 26Feb2019 | 17:48 | 0.9             | 0.4                | 7303.0            | 1.0              |
| 26Feb2019 | 17:49 | 0.9             | 0.4                | 7303.0            | 1.0              |
| 26Feb2019 | 17:50 | 0.9             | 0.4                | 7303.0            | 1.0              |
| 26Feb2019 | 17:51 | 0.9             | 0.4                | 7303.0            | 1.0              |
| 26Feb2019 | 17:52 | 0.9             | 0.4                | 7303.0            | 1.0              |
| 26Feb2019 | 17:53 | 0.9             | 0.4                | 7303.0            | 1.0              |
| 26Feb2019 | 17:54 | 0.9             | 0.4                | 7303.0            | 1.0              |
| 26Feb2019 | 17:55 | 0.9             | 0.4                | 7303.0            | 1.0              |
| 26Feb2019 | 17:56 | 0.9             | 0.4                | 7303.0            | 1.0              |
| 26Feb2019 | 17:57 | 0.9             | 0.4                | 7303.0            | 0.9              |
| 26Feb2019 | 17:58 | 0.9             | 0.4                | 7303.0            | 0.9              |
| 26Feb2019 | 17:59 | 0.9             | 0.4                | 7303.0            | 0.9              |

| Date      | Time  | Inflow<br>(CFS) | Storage<br>(AC-FT) | Elevation<br>(FT) | Outflow<br>(CFS) |
|-----------|-------|-----------------|--------------------|-------------------|------------------|
| 26Feb2019 | 18:00 | 0.9             | 0.4                | 7303.0            | 0.9              |
| 26Feb2019 | 18:01 | 0.9             | 0.4                | 7303.0            | 0.9              |
| 26Feb2019 | 18:02 | 0.9             | 0.4                | 7303.0            | 0.9              |
| 26Feb2019 | 18:03 | 0.9             | 0.4                | 7303.0            | 0.9              |
| 26Feb2019 | 18:04 | 0.9             | 0.4                | 7303.0            | 0.9              |
| 26Feb2019 | 18:05 | 0.9             | 0.4                | 7303.0            | 0.9              |
| 26Feb2019 | 18:06 | 0.9             | 0.4                | 7303.0            | 0.9              |
| 26Feb2019 | 18:07 | 0.9             | 0.4                | 7303.0            | 0.9              |
| 26Feb2019 | 18:08 | 0.9             | 0.4                | 7303.0            | 0.9              |
| 26Feb2019 | 18:09 | 0.9             | 0.4                | 7303.0            | 0.9              |
| 26Feb2019 | 18:10 | 0.9             | 0.4                | 7303.0            | 0.9              |
| 26Feb2019 | 18:11 | 0.9             | 0.4                | 7303.0            | 0.9              |
| 26Feb2019 | 18:12 | 0.9             | 0.4                | 7303.0            | 0.9              |
| 26Feb2019 | 18:13 | 0.9             | 0.4                | 7303.0            | 0.9              |
| 26Feb2019 | 18:14 | 0.9             | 0.4                | 7303.0            | 0.9              |
| 26Feb2019 | 18:15 | 0.9             | 0.4                | 7303.0            | 0.9              |
| 26Feb2019 | 18:16 | 0.9             | 0.4                | 7303.0            | 0.9              |
| 26Feb2019 | 18:17 | 0.9             | 0.4                | 7303.0            | 0.9              |
| 26Feb2019 | 18:18 | 0.9             | 0.4                | 7303.0            | 0.9              |
| 26Feb2019 | 18:19 | 0.9             | 0.4                | 7303.0            | 0.9              |
| 26Feb2019 | 18:20 | 0.9             | 0.4                | 7303.0            | 0.9              |
| 26Feb2019 | 18:21 | 0.9             | 0.4                | 7303.0            | 0.9              |
| 26Feb2019 | 18:22 | 0.9             | 0.4                | 7303.0            | 0.9              |
| 26Feb2019 | 18:23 | 0.9             | 0.4                | 7303.0            | 0.9              |
| 26Feb2019 | 18:24 | 0.9             | 0.4                | 7303.0            | 0.9              |
| 26Feb2019 | 18:25 | 0.9             | 0.4                | 7303.0            | 0.9              |
| 26Feb2019 | 18:26 | 0.9             | 0.4                | 7303.0            | 0.9              |
| 26Feb2019 | 18:27 | 0.9             | 0.4                | 7303.0            | 0.9              |
| 26Feb2019 | 18:28 | 0.9             | 0.4                | 7303.0            | 0.9              |
| 26Feb2019 | 18:29 | 0.9             | 0.4                | 7303.0            | 0.9              |
| 26Feb2019 | 18:30 | 0.9             | 0.4                | 7303.0            | 0.9              |

| Date      | Time  | Inflow<br>(CFS) | Storage<br>(AC-FT) | Elevation<br>(FT) | Outflow<br>(CFS) |
|-----------|-------|-----------------|--------------------|-------------------|------------------|
| 26Feb2019 | 18:31 | 0.9             | 0.4                | 7303.0            | 0.9              |
| 26Feb2019 | 18:32 | 0.9             | 0.4                | 7303.0            | 0.9              |
| 26Feb2019 | 18:33 | 0.9             | 0.4                | 7303.0            | 0.9              |
| 26Feb2019 | 18:34 | 0.9             | 0.4                | 7303.0            | 0.9              |
| 26Feb2019 | 18:35 | 0.9             | 0.4                | 7303.0            | 0.9              |
| 26Feb2019 | 18:36 | 0.9             | 0.4                | 7303.0            | 0.9              |
| 26Feb2019 | 18:37 | 0.9             | 0.4                | 7303.0            | 0.9              |
| 26Feb2019 | 18:38 | 0.9             | 0.4                | 7303.0            | 0.9              |
| 26Feb2019 | 18:39 | 0.9             | 0.4                | 7303.0            | 0.9              |
| 26Feb2019 | 18:40 | 0.9             | 0.4                | 7303.0            | 0.9              |
| 26Feb2019 | 18:41 | 0.9             | 0.4                | 7303.0            | 0.9              |
| 26Feb2019 | 18:42 | 0.9             | 0.4                | 7303.0            | 0.9              |
| 26Feb2019 | 18:43 | 0.9             | 0.4                | 7303.0            | 0.9              |
| 26Feb2019 | 18:44 | 0.9             | 0.4                | 7303.0            | 0.9              |
| 26Feb2019 | 18:45 | 0.9             | 0.4                | 7303.0            | 0.9              |
| 26Feb2019 | 18:46 | 0.9             | 0.4                | 7303.0            | 0.9              |
| 26Feb2019 | 18:47 | 0.9             | 0.4                | 7303.0            | 0.9              |
| 26Feb2019 | 18:48 | 0.9             | 0.4                | 7303.0            | 0.9              |
| 26Feb2019 | 18:49 | 0.9             | 0.4                | 7303.0            | 0.9              |
| 26Feb2019 | 18:50 | 0.9             | 0.4                | 7303.0            | 0.9              |
| 26Feb2019 | 18:51 | 0.9             | 0.4                | 7303.0            | 0.9              |
| 26Feb2019 | 18:52 | 0.9             | 0.4                | 7303.0            | 0.9              |
| 26Feb2019 | 18:53 | 0.9             | 0.4                | 7303.0            | 0.9              |
| 26Feb2019 | 18:54 | 0.9             | 0.4                | 7303.0            | 0.9              |
| 26Feb2019 | 18:55 | 0.9             | 0.4                | 7303.0            | 0.9              |
| 26Feb2019 | 18:56 | 0.9             | 0.4                | 7303.0            | 0.9              |
| 26Feb2019 | 18:57 | 0.8             | 0.4                | 7303.0            | 0.9              |
| 26Feb2019 | 18:58 | 0.8             | 0.4                | 7303.0            | 0.9              |
| 26Feb2019 | 18:59 | 0.8             | 0.4                | 7303.0            | 0.9              |
| 26Feb2019 | 19:00 | 0.8             | 0.4                | 7303.0            | 0.9              |
| 26Feb2019 | 19:01 | 0.8             | 0.4                | 7303.0            | 0.9              |

| Date      | Time  | Inflow<br>(CFS) | Storage<br>(AC-FT) | Elevation<br>(FT) | Outflow<br>(CFS) |
|-----------|-------|-----------------|--------------------|-------------------|------------------|
| 26Feb2019 | 19:02 | 0.8             | 0.4                | 7303.0            | 0.9              |
| 26Feb2019 | 19:03 | 0.8             | 0.4                | 7303.0            | 0.9              |
| 26Feb2019 | 19:04 | 0.8             | 0.4                | 7303.0            | 0.9              |
| 26Feb2019 | 19:05 | 0.8             | 0.4                | 7303.0            | 0.9              |
| 26Feb2019 | 19:06 | 0.8             | 0.4                | 7303.0            | 0.9              |
| 26Feb2019 | 19:07 | 0.8             | 0.4                | 7303.0            | 0.9              |
| 26Feb2019 | 19:08 | 0.8             | 0.4                | 7303.0            | 0.9              |
| 26Feb2019 | 19:09 | 0.8             | 0.4                | 7303.0            | 0.9              |
| 26Feb2019 | 19:10 | 0.8             | 0.4                | 7303.0            | 0.8              |
| 26Feb2019 | 19:11 | 0.8             | 0.4                | 7303.0            | 0.8              |
| 26Feb2019 | 19:12 | 0.8             | 0.4                | 7303.0            | 0.8              |
| 26Feb2019 | 19:13 | 0.8             | 0.4                | 7303.0            | 0.8              |
| 26Feb2019 | 19:14 | 0.8             | 0.4                | 7303.0            | 0.8              |
| 26Feb2019 | 19:15 | 0.8             | 0.4                | 7303.0            | 0.8              |
| 26Feb2019 | 19:16 | 0.8             | 0.4                | 7303.0            | 0.8              |
| 26Feb2019 | 19:17 | 0.8             | 0.4                | 7303.0            | 0.8              |
| 26Feb2019 | 19:18 | 0.8             | 0.4                | 7303.0            | 0.8              |
| 26Feb2019 | 19:19 | 0.8             | 0.4                | 7303.0            | 0.8              |
| 26Feb2019 | 19:20 | 0.8             | 0.4                | 7303.0            | 0.8              |
| 26Feb2019 | 19:21 | 0.8             | 0.4                | 7303.0            | 0.8              |
| 26Feb2019 | 19:22 | 0.8             | 0.4                | 7303.0            | 0.8              |
| 26Feb2019 | 19:23 | 0.8             | 0.4                | 7303.0            | 0.8              |
| 26Feb2019 | 19:24 | 0.8             | 0.4                | 7303.0            | 0.8              |
| 26Feb2019 | 19:25 | 0.8             | 0.4                | 7303.0            | 0.8              |
| 26Feb2019 | 19:26 | 0.8             | 0.4                | 7303.0            | 0.8              |
| 26Feb2019 | 19:27 | 0.8             | 0.4                | 7303.0            | 0.8              |
| 26Feb2019 | 19:28 | 0.8             | 0.4                | 7303.0            | 0.8              |
| 26Feb2019 | 19:29 | 0.8             | 0.4                | 7303.0            | 0.8              |
| 26Feb2019 | 19:30 | 0.8             | 0.4                | 7303.0            | 0.8              |
| 26Feb2019 | 19:31 | 0.8             | 0.4                | 7303.0            | 0.8              |
| 26Feb2019 | 19:32 | 0.8             | 0.4                | 7303.0            | 0.8              |

| Date      | Time  | Inflow<br>(CFS) | Storage<br>(AC-FT) | Elevation<br>(FT) | Outflow<br>(CFS) |
|-----------|-------|-----------------|--------------------|-------------------|------------------|
| 26Feb2019 | 19:33 | 0.8             | 0.4                | 7303.0            | 0.8              |
| 26Feb2019 | 19:34 | 0.8             | 0.4                | 7303.0            | 0.8              |
| 26Feb2019 | 19:35 | 0.8             | 0.4                | 7303.0            | 0.8              |
| 26Feb2019 | 19:36 | 0.8             | 0.4                | 7303.0            | 0.8              |
| 26Feb2019 | 19:37 | 0.8             | 0.4                | 7303.0            | 0.8              |
| 26Feb2019 | 19:38 | 0.8             | 0.4                | 7303.0            | 0.8              |
| 26Feb2019 | 19:39 | 0.8             | 0.4                | 7303.0            | 0.8              |
| 26Feb2019 | 19:40 | 0.8             | 0.4                | 7303.0            | 0.8              |
| 26Feb2019 | 19:41 | 0.8             | 0.4                | 7303.0            | 0.8              |
| 26Feb2019 | 19:42 | 0.8             | 0.4                | 7303.0            | 0.8              |
| 26Feb2019 | 19:43 | 0.8             | 0.4                | 7303.0            | 0.8              |
| 26Feb2019 | 19:44 | 0.8             | 0.4                | 7303.0            | 0.8              |
| 26Feb2019 | 19:45 | 0.8             | 0.4                | 7303.0            | 0.8              |
| 26Feb2019 | 19:46 | 0.7             | 0.4                | 7303.0            | 0.8              |
| 26Feb2019 | 19:47 | 0.7             | 0.4                | 7303.0            | 0.8              |
| 26Feb2019 | 19:48 | 0.7             | 0.4                | 7303.0            | 0.8              |
| 26Feb2019 | 19:49 | 0.7             | 0.4                | 7303.0            | 0.8              |
| 26Feb2019 | 19:50 | 0.7             | 0.4                | 7303.0            | 0.8              |
| 26Feb2019 | 19:51 | 0.7             | 0.4                | 7303.0            | 0.8              |
| 26Feb2019 | 19:52 | 0.7             | 0.4                | 7303.0            | 0.8              |
| 26Feb2019 | 19:53 | 0.7             | 0.4                | 7303.0            | 0.8              |
| 26Feb2019 | 19:54 | 0.7             | 0.4                | 7303.0            | 0.8              |
| 26Feb2019 | 19:55 | 0.7             | 0.4                | 7303.0            | 0.8              |
| 26Feb2019 | 19:56 | 0.7             | 0.4                | 7303.0            | 0.8              |
| 26Feb2019 | 19:57 | 0.7             | 0.4                | 7303.0            | 0.8              |
| 26Feb2019 | 19:58 | 0.7             | 0.4                | 7303.0            | 0.8              |
| 26Feb2019 | 19:59 | 0.7             | 0.4                | 7303.0            | 0.8              |
| 26Feb2019 | 20:00 | 0.7             | 0.4                | 7303.0            | 0.7              |
| 26Feb2019 | 20:01 | 0.7             | 0.4                | 7303.0            | 0.7              |
| 26Feb2019 | 20:02 | 0.7             | 0.4                | 7303.0            | 0.7              |
| 26Feb2019 | 20:03 | 0.7             | 0.4                | 7303.0            | 0.7              |



| Date      | Time  | Inflow<br>(CFS) | Storage<br>(AC-FT) | Elevation<br>(FT) | Outflow<br>(CFS) |
|-----------|-------|-----------------|--------------------|-------------------|------------------|
| 26Feb2019 | 20:04 | 0.7             | 0.4                | 7303.0            | 0.7              |
| 26Feb2019 | 20:05 | 0.7             | 0.4                | 7303.0            | 0.7              |
| 26Feb2019 | 20:06 | 0.7             | 0.4                | 7303.0            | 0.7              |
| 26Feb2019 | 20:07 | 0.7             | 0.4                | 7303.0            | 0.7              |
| 26Feb2019 | 20:08 | 0.7             | 0.4                | 7303.0            | 0.7              |
| 26Feb2019 | 20:09 | 0.7             | 0.4                | 7303.0            | 0.7              |
| 26Feb2019 | 20:10 | 0.7             | 0.4                | 7303.0            | 0.7              |
| 26Feb2019 | 20:11 | 0.7             | 0.4                | 7303.0            | 0.7              |
| 26Feb2019 | 20:12 | 0.7             | 0.4                | 7303.0            | 0.7              |
| 26Feb2019 | 20:13 | 0.7             | 0.4                | 7303.0            | 0.7              |
| 26Feb2019 | 20:14 | 0.7             | 0.4                | 7303.0            | 0.7              |
| 26Feb2019 | 20:15 | 0.7             | 0.4                | 7303.0            | 0.7              |
| 26Feb2019 | 20:16 | 0.7             | 0.4                | 7303.0            | 0.7              |
| 26Feb2019 | 20:17 | 0.7             | 0.4                | 7303.0            | 0.7              |
| 26Feb2019 | 20:18 | 0.7             | 0.4                | 7303.0            | 0.7              |
| 26Feb2019 | 20:19 | 0.7             | 0.4                | 7303.0            | 0.7              |
| 26Feb2019 | 20:20 | 0.7             | 0.4                | 7303.0            | 0.7              |
| 26Feb2019 | 20:21 | 0.7             | 0.4                | 7303.0            | 0.7              |
| 26Feb2019 | 20:22 | 0.7             | 0.4                | 7303.0            | 0.7              |
| 26Feb2019 | 20:23 | 0.7             | 0.4                | 7303.0            | 0.7              |
| 26Feb2019 | 20:24 | 0.7             | 0.4                | 7303.0            | 0.7              |
| 26Feb2019 | 20:25 | 0.7             | 0.4                | 7303.0            | 0.7              |
| 26Feb2019 | 20:26 | 0.7             | 0.4                | 7303.0            | 0.7              |
| 26Feb2019 | 20:27 | 0.7             | 0.4                | 7303.0            | 0.7              |
| 26Feb2019 | 20:28 | 0.7             | 0.4                | 7303.0            | 0.7              |
| 26Feb2019 | 20:29 | 0.7             | 0.4                | 7303.0            | 0.7              |
| 26Feb2019 | 20:30 | 0.7             | 0.4                | 7303.0            | 0.7              |
| 26Feb2019 | 20:31 | 0.7             | 0.4                | 7303.0            | 0.7              |
| 26Feb2019 | 20:32 | 0.7             | 0.4                | 7303.0            | 0.7              |
| 26Feb2019 | 20:33 | 0.7             | 0.4                | 7303.0            | 0.7              |
| 26Feb2019 | 20:34 | 0.7             | 0.4                | 7303.0            | 0.7              |

| Date      | Time  | Inflow<br>(CFS) | Storage<br>(AC-FT) | Elevation<br>(FT) | Outflow<br>(CFS) |
|-----------|-------|-----------------|--------------------|-------------------|------------------|
| 26Feb2019 | 20:35 | 0.7             | 0.4                | 7303.0            | 0.7              |
| 26Feb2019 | 20:36 | 0.7             | 0.4                | 7303.0            | 0.7              |
| 26Feb2019 | 20:37 | 0.7             | 0.4                | 7303.0            | 0.7              |
| 26Feb2019 | 20:38 | 0.7             | 0.4                | 7303.0            | 0.7              |
| 26Feb2019 | 20:39 | 0.7             | 0.4                | 7303.0            | 0.7              |
| 26Feb2019 | 20:40 | 0.7             | 0.4                | 7303.0            | 0.7              |
| 26Feb2019 | 20:41 | 0.7             | 0.4                | 7303.0            | 0.7              |
| 26Feb2019 | 20:42 | 0.7             | 0.4                | 7303.0            | 0.7              |
| 26Feb2019 | 20:43 | 0.7             | 0.4                | 7303.0            | 0.7              |
| 26Feb2019 | 20:44 | 0.7             | 0.4                | 7303.0            | 0.7              |
| 26Feb2019 | 20:45 | 0.7             | 0.4                | 7303.0            | 0.7              |
| 26Feb2019 | 20:46 | 0.7             | 0.4                | 7303.0            | 0.7              |
| 26Feb2019 | 20:47 | 0.7             | 0.4                | 7303.0            | 0.7              |
| 26Feb2019 | 20:48 | 0.7             | 0.4                | 7303.0            | 0.7              |
| 26Feb2019 | 20:49 | 0.7             | 0.4                | 7303.0            | 0.7              |
| 26Feb2019 | 20:50 | 0.7             | 0.4                | 7303.0            | 0.7              |
| 26Feb2019 | 20:51 | 0.7             | 0.4                | 7303.0            | 0.7              |
| 26Feb2019 | 20:52 | 0.7             | 0.4                | 7303.0            | 0.7              |
| 26Feb2019 | 20:53 | 0.7             | 0.4                | 7303.0            | 0.7              |
| 26Feb2019 | 20:54 | 0.7             | 0.4                | 7303.0            | 0.7              |
| 26Feb2019 | 20:55 | 0.7             | 0.4                | 7303.0            | 0.7              |
| 26Feb2019 | 20:56 | 0.7             | 0.4                | 7303.0            | 0.7              |
| 26Feb2019 | 20:57 | 0.7             | 0.4                | 7303.0            | 0.7              |
| 26Feb2019 | 20:58 | 0.7             | 0.4                | 7303.0            | 0.7              |
| 26Feb2019 | 20:59 | 0.7             | 0.4                | 7303.0            | 0.7              |
| 26Feb2019 | 21:00 | 0.7             | 0.4                | 7303.0            | 0.7              |
| 26Feb2019 | 21:01 | 0.7             | 0.4                | 7303.0            | 0.7              |
| 26Feb2019 | 21:02 | 0.7             | 0.4                | 7303.0            | 0.7              |
| 26Feb2019 | 21:03 | 0.7             | 0.4                | 7303.0            | 0.7              |
| 26Feb2019 | 21:04 | 0.7             | 0.4                | 7303.0            | 0.7              |
| 26Feb2019 | 21:05 | 0.7             | 0.4                | 7303.0            | 0.7              |

| Date      | Time  | Inflow<br>(CFS) | Storage<br>(AC-FT) | Elevation<br>(FT) | Outflow<br>(CFS) |
|-----------|-------|-----------------|--------------------|-------------------|------------------|
| 26Feb2019 | 21:06 | 0.7             | 0.4                | 7303.0            | 0.7              |
| 26Feb2019 | 21:07 | 0.7             | 0.4                | 7303.0            | 0.7              |
| 26Feb2019 | 21:08 | 0.7             | 0.4                | 7303.0            | 0.7              |
| 26Feb2019 | 21:09 | 0.7             | 0.4                | 7303.0            | 0.7              |
| 26Feb2019 | 21:10 | 0.7             | 0.4                | 7303.0            | 0.7              |
| 26Feb2019 | 21:11 | 0.7             | 0.4                | 7303.0            | 0.7              |
| 26Feb2019 | 21:12 | 0.7             | 0.4                | 7303.0            | 0.7              |
| 26Feb2019 | 21:13 | 0.7             | 0.4                | 7303.0            | 0.7              |
| 26Feb2019 | 21:14 | 0.7             | 0.4                | 7303.0            | 0.7              |
| 26Feb2019 | 21:15 | 0.7             | 0.4                | 7303.0            | 0.7              |
| 26Feb2019 | 21:16 | 0.7             | 0.4                | 7303.0            | 0.7              |
| 26Feb2019 | 21:17 | 0.7             | 0.4                | 7303.0            | 0.7              |
| 26Feb2019 | 21:18 | 0.7             | 0.4                | 7303.0            | 0.7              |
| 26Feb2019 | 21:19 | 0.7             | 0.4                | 7303.0            | 0.7              |
| 26Feb2019 | 21:20 | 0.7             | 0.4                | 7303.0            | 0.7              |
| 26Feb2019 | 21:21 | 0.7             | 0.4                | 7303.0            | 0.7              |
| 26Feb2019 | 21:22 | 0.7             | 0.4                | 7303.0            | 0.7              |
| 26Feb2019 | 21:23 | 0.7             | 0.4                | 7303.0            | 0.7              |
| 26Feb2019 | 21:24 | 0.7             | 0.4                | 7303.0            | 0.7              |
| 26Feb2019 | 21:25 | 0.7             | 0.4                | 7303.0            | 0.7              |
| 26Feb2019 | 21:26 | 0.7             | 0.4                | 7303.0            | 0.7              |
| 26Feb2019 | 21:27 | 0.7             | 0.4                | 7303.0            | 0.7              |
| 26Feb2019 | 21:28 | 0.7             | 0.4                | 7303.0            | 0.7              |
| 26Feb2019 | 21:29 | 0.7             | 0.4                | 7303.0            | 0.7              |
| 26Feb2019 | 21:30 | 0.7             | 0.4                | 7303.0            | 0.7              |
| 26Feb2019 | 21:31 | 0.7             | 0.4                | 7303.0            | 0.7              |
| 26Feb2019 | 21:32 | 0.7             | 0.4                | 7303.0            | 0.7              |
| 26Feb2019 | 21:33 | 0.7             | 0.4                | 7303.0            | 0.7              |
| 26Feb2019 | 21:34 | 0.7             | 0.4                | 7303.0            | 0.7              |
| 26Feb2019 | 21:35 | 0.7             | 0.4                | 7303.0            | 0.7              |
| 26Feb2019 | 21:36 | 0.7             | 0.4                | 7303.0            | 0.7              |

| Date      | Time  | Inflow<br>(CFS) | Storage<br>(AC-FT) | Elevation<br>(FT) | Outflow<br>(CFS) |
|-----------|-------|-----------------|--------------------|-------------------|------------------|
| 26Feb2019 | 21:37 | 0.7             | 0.4                | 7303.0            | 0.7              |
| 26Feb2019 | 21:38 | 0.7             | 0.4                | 7303.0            | 0.7              |
| 26Feb2019 | 21:39 | 0.7             | 0.4                | 7303.0            | 0.7              |
| 26Feb2019 | 21:40 | 0.7             | 0.4                | 7303.0            | 0.7              |
| 26Feb2019 | 21:41 | 0.7             | 0.4                | 7303.0            | 0.7              |
| 26Feb2019 | 21:42 | 0.7             | 0.4                | 7303.0            | 0.7              |
| 26Feb2019 | 21:43 | 0.7             | 0.4                | 7303.0            | 0.7              |
| 26Feb2019 | 21:44 | 0.7             | 0.4                | 7303.0            | 0.7              |
| 26Feb2019 | 21:45 | 0.7             | 0.4                | 7303.0            | 0.7              |
| 26Feb2019 | 21:46 | 0.7             | 0.4                | 7303.0            | 0.7              |
| 26Feb2019 | 21:47 | 0.7             | 0.4                | 7303.0            | 0.7              |
| 26Feb2019 | 21:48 | 0.7             | 0.4                | 7303.0            | 0.7              |
| 26Feb2019 | 21:49 | 0.7             | 0.4                | 7303.0            | 0.7              |
| 26Feb2019 | 21:50 | 0.7             | 0.4                | 7303.0            | 0.7              |
| 26Feb2019 | 21:51 | 0.7             | 0.4                | 7303.0            | 0.7              |
| 26Feb2019 | 21:52 | 0.7             | 0.4                | 7303.0            | 0.7              |
| 26Feb2019 | 21:53 | 0.7             | 0.4                | 7303.0            | 0.7              |
| 26Feb2019 | 21:54 | 0.7             | 0.4                | 7303.0            | 0.7              |
| 26Feb2019 | 21:55 | 0.7             | 0.4                | 7303.0            | 0.7              |
| 26Feb2019 | 21:56 | 0.7             | 0.4                | 7303.0            | 0.7              |
| 26Feb2019 | 21:57 | 0.7             | 0.4                | 7303.0            | 0.7              |
| 26Feb2019 | 21:58 | 0.7             | 0.4                | 7303.0            | 0.7              |
| 26Feb2019 | 21:59 | 0.7             | 0.4                | 7303.0            | 0.7              |
| 26Feb2019 | 22:00 | 0.7             | 0.4                | 7303.0            | 0.7              |
| 26Feb2019 | 22:01 | 0.7             | 0.4                | 7303.0            | 0.7              |
| 26Feb2019 | 22:02 | 0.7             | 0.4                | 7303.0            | 0.7              |
| 26Feb2019 | 22:03 | 0.7             | 0.4                | 7303.0            | 0.7              |
| 26Feb2019 | 22:04 | 0.7             | 0.4                | 7303.0            | 0.7              |
| 26Feb2019 | 22:05 | 0.7             | 0.4                | 7303.0            | 0.7              |
| 26Feb2019 | 22:06 | 0.7             | 0.4                | 7303.0            | 0.7              |
| 26Feb2019 | 22:07 | 0.7             | 0.4                | 7303.0            | 0.7              |

| Date      | Time  | Inflow<br>(CFS) | Storage<br>(AC-FT) | Elevation<br>(FT) | Outflow<br>(CFS) |
|-----------|-------|-----------------|--------------------|-------------------|------------------|
| 26Feb2019 | 22:08 | 0.7             | 0.4                | 7303.0            | 0.7              |
| 26Feb2019 | 22:09 | 0.7             | 0.4                | 7303.0            | 0.7              |
| 26Feb2019 | 22:10 | 0.7             | 0.4                | 7303.0            | 0.7              |
| 26Feb2019 | 22:11 | 0.7             | 0.4                | 7303.0            | 0.7              |
| 26Feb2019 | 22:12 | 0.7             | 0.4                | 7303.0            | 0.7              |
| 26Feb2019 | 22:13 | 0.7             | 0.4                | 7303.0            | 0.7              |
| 26Feb2019 | 22:14 | 0.7             | 0.4                | 7303.0            | 0.7              |
| 26Feb2019 | 22:15 | 0.7             | 0.4                | 7303.0            | 0.7              |
| 26Feb2019 | 22:16 | 0.7             | 0.4                | 7303.0            | 0.7              |
| 26Feb2019 | 22:17 | 0.7             | 0.4                | 7303.0            | 0.7              |
| 26Feb2019 | 22:18 | 0.7             | 0.4                | 7303.0            | 0.7              |
| 26Feb2019 | 22:19 | 0.7             | 0.4                | 7303.0            | 0.7              |
| 26Feb2019 | 22:20 | 0.7             | 0.4                | 7303.0            | 0.7              |
| 26Feb2019 | 22:21 | 0.7             | 0.4                | 7303.0            | 0.7              |
| 26Feb2019 | 22:22 | 0.7             | 0.4                | 7303.0            | 0.7              |
| 26Feb2019 | 22:23 | 0.7             | 0.4                | 7303.0            | 0.7              |
| 26Feb2019 | 22:24 | 0.7             | 0.4                | 7303.0            | 0.7              |
| 26Feb2019 | 22:25 | 0.7             | 0.4                | 7303.0            | 0.7              |
| 26Feb2019 | 22:26 | 0.7             | 0.4                | 7303.0            | 0.7              |
| 26Feb2019 | 22:27 | 0.7             | 0.4                | 7303.0            | 0.7              |
| 26Feb2019 | 22:28 | 0.7             | 0.4                | 7303.0            | 0.7              |
| 26Feb2019 | 22:29 | 0.7             | 0.4                | 7303.0            | 0.7              |
| 26Feb2019 | 22:30 | 0.7             | 0.4                | 7303.0            | 0.7              |
| 26Feb2019 | 22:31 | 0.7             | 0.4                | 7303.0            | 0.7              |
| 26Feb2019 | 22:32 | 0.7             | 0.4                | 7303.0            | 0.7              |
| 26Feb2019 | 22:33 | 0.7             | 0.4                | 7303.0            | 0.7              |
| 26Feb2019 | 22:34 | 0.7             | 0.4                | 7303.0            | 0.7              |
| 26Feb2019 | 22:35 | 0.7             | 0.4                | 7303.0            | 0.7              |
| 26Feb2019 | 22:36 | 0.7             | 0.4                | 7303.0            | 0.7              |
| 26Feb2019 | 22:37 | 0.7             | 0.4                | 7303.0            | 0.7              |
| 26Feb2019 | 22:38 | 0.7             | 0.4                | 7303.0            | 0.7              |

| Date      | Time  | Inflow<br>(CFS) | Storage<br>(AC-FT) | Elevation<br>(FT) | Outflow<br>(CFS) |
|-----------|-------|-----------------|--------------------|-------------------|------------------|
| 26Feb2019 | 22:39 | 0.7             | 0.4                | 7303.0            | 0.7              |
| 26Feb2019 | 22:40 | 0.7             | 0.4                | 7303.0            | 0.7              |
| 26Feb2019 | 22:41 | 0.7             | 0.4                | 7303.0            | 0.7              |
| 26Feb2019 | 22:42 | 0.7             | 0.4                | 7303.0            | 0.7              |
| 26Feb2019 | 22:43 | 0.7             | 0.4                | 7303.0            | 0.7              |
| 26Feb2019 | 22:44 | 0.7             | 0.4                | 7303.0            | 0.7              |
| 26Feb2019 | 22:45 | 0.7             | 0.4                | 7303.0            | 0.7              |
| 26Feb2019 | 22:46 | 0.7             | 0.4                | 7303.0            | 0.7              |
| 26Feb2019 | 22:47 | 0.7             | 0.4                | 7303.0            | 0.7              |
| 26Feb2019 | 22:48 | 0.7             | 0.4                | 7303.0            | 0.7              |
| 26Feb2019 | 22:49 | 0.7             | 0.4                | 7303.0            | 0.7              |
| 26Feb2019 | 22:50 | 0.7             | 0.4                | 7303.0            | 0.7              |
| 26Feb2019 | 22:51 | 0.7             | 0.4                | 7303.0            | 0.7              |
| 26Feb2019 | 22:52 | 0.7             | 0.4                | 7303.0            | 0.7              |
| 26Feb2019 | 22:53 | 0.7             | 0.4                | 7303.0            | 0.7              |
| 26Feb2019 | 22:54 | 0.7             | 0.4                | 7303.0            | 0.7              |
| 26Feb2019 | 22:55 | 0.7             | 0.4                | 7303.0            | 0.7              |
| 26Feb2019 | 22:56 | 0.7             | 0.4                | 7303.0            | 0.7              |
| 26Feb2019 | 22:57 | 0.7             | 0.4                | 7303.0            | 0.7              |
| 26Feb2019 | 22:58 | 0.7             | 0.4                | 7303.0            | 0.7              |
| 26Feb2019 | 22:59 | 0.7             | 0.4                | 7303.0            | 0.7              |
| 26Feb2019 | 23:00 | 0.7             | 0.4                | 7303.0            | 0.7              |
| 26Feb2019 | 23:01 | 0.7             | 0.4                | 7303.0            | 0.7              |
| 26Feb2019 | 23:02 | 0.7             | 0.4                | 7303.0            | 0.7              |
| 26Feb2019 | 23:03 | 0.7             | 0.4                | 7303.0            | 0.7              |
| 26Feb2019 | 23:04 | 0.7             | 0.4                | 7303.0            | 0.7              |
| 26Feb2019 | 23:05 | 0.7             | 0.4                | 7303.0            | 0.7              |
| 26Feb2019 | 23:06 | 0.7             | 0.4                | 7303.0            | 0.7              |
| 26Feb2019 | 23:07 | 0.7             | 0.4                | 7303.0            | 0.7              |
| 26Feb2019 | 23:08 | 0.7             | 0.4                | 7303.0            | 0.7              |
| 26Feb2019 | 23:09 | 0.7             | 0.4                | 7303.0            | 0.7              |

| Date      | Time  | Inflow<br>(CFS) | Storage<br>(AC-FT) | Elevation<br>(FT) | Outflow<br>(CFS) |
|-----------|-------|-----------------|--------------------|-------------------|------------------|
| 26Feb2019 | 23:10 | 0.7             | 0.4                | 7303.0            | 0.7              |
| 26Feb2019 | 23:11 | 0.7             | 0.4                | 7303.0            | 0.7              |
| 26Feb2019 | 23:12 | 0.7             | 0.4                | 7303.0            | 0.7              |
| 26Feb2019 | 23:13 | 0.7             | 0.4                | 7303.0            | 0.7              |
| 26Feb2019 | 23:14 | 0.7             | 0.4                | 7303.0            | 0.7              |
| 26Feb2019 | 23:15 | 0.7             | 0.4                | 7303.0            | 0.7              |
| 26Feb2019 | 23:16 | 0.7             | 0.4                | 7303.0            | 0.7              |
| 26Feb2019 | 23:17 | 0.7             | 0.4                | 7303.0            | 0.7              |
| 26Feb2019 | 23:18 | 0.7             | 0.4                | 7303.0            | 0.7              |
| 26Feb2019 | 23:19 | 0.7             | 0.4                | 7303.0            | 0.7              |
| 26Feb2019 | 23:20 | 0.7             | 0.4                | 7303.0            | 0.7              |
| 26Feb2019 | 23:21 | 0.7             | 0.4                | 7303.0            | 0.7              |
| 26Feb2019 | 23:22 | 0.7             | 0.4                | 7303.0            | 0.7              |
| 26Feb2019 | 23:23 | 0.7             | 0.4                | 7303.0            | 0.7              |
| 26Feb2019 | 23:24 | 0.7             | 0.4                | 7303.0            | 0.7              |
| 26Feb2019 | 23:25 | 0.7             | 0.4                | 7303.0            | 0.7              |
| 26Feb2019 | 23:26 | 0.7             | 0.4                | 7303.0            | 0.7              |
| 26Feb2019 | 23:27 | 0.7             | 0.4                | 7303.0            | 0.7              |
| 26Feb2019 | 23:28 | 0.7             | 0.4                | 7303.0            | 0.7              |
| 26Feb2019 | 23:29 | 0.7             | 0.4                | 7303.0            | 0.7              |
| 26Feb2019 | 23:30 | 0.7             | 0.4                | 7303.0            | 0.7              |
| 26Feb2019 | 23:31 | 0.7             | 0.4                | 7303.0            | 0.7              |
| 26Feb2019 | 23:32 | 0.7             | 0.4                | 7303.0            | 0.7              |
| 26Feb2019 | 23:33 | 0.7             | 0.4                | 7303.0            | 0.7              |
| 26Feb2019 | 23:34 | 0.7             | 0.4                | 7303.0            | 0.7              |
| 26Feb2019 | 23:35 | 0.7             | 0.4                | 7303.0            | 0.7              |
| 26Feb2019 | 23:36 | 0.7             | 0.4                | 7303.0            | 0.7              |
| 26Feb2019 | 23:37 | 0.7             | 0.4                | 7303.0            | 0.7              |
| 26Feb2019 | 23:38 | 0.7             | 0.4                | 7303.0            | 0.7              |
| 26Feb2019 | 23:39 | 0.7             | 0.4                | 7303.0            | 0.7              |
| 26Feb2019 | 23:40 | 0.7             | 0.4                | 7303.0            | 0.7              |

| Date      | Time  | Inflow<br>(CFS) | Storage<br>(AC-FT) | Elevation<br>(FT) | Outflow<br>(CFS) |
|-----------|-------|-----------------|--------------------|-------------------|------------------|
| 26Feb2019 | 23:41 | 0.7             | 0.4                | 7303.0            | 0.7              |
| 26Feb2019 | 23:42 | 0.7             | 0.4                | 7303.0            | 0.7              |
| 26Feb2019 | 23:43 | 0.7             | 0.4                | 7303.0            | 0.7              |
| 26Feb2019 | 23:44 | 0.7             | 0.4                | 7303.0            | 0.7              |
| 26Feb2019 | 23:45 | 0.7             | 0.4                | 7303.0            | 0.7              |
| 26Feb2019 | 23:46 | 0.7             | 0.4                | 7303.0            | 0.7              |
| 26Feb2019 | 23:47 | 0.7             | 0.4                | 7303.0            | 0.7              |
| 26Feb2019 | 23:48 | 0.7             | 0.4                | 7303.0            | 0.7              |
| 26Feb2019 | 23:49 | 0.7             | 0.4                | 7303.0            | 0.7              |
| 26Feb2019 | 23:50 | 0.7             | 0.4                | 7303.0            | 0.7              |
| 26Feb2019 | 23:51 | 0.7             | 0.4                | 7303.0            | 0.7              |
| 26Feb2019 | 23:52 | 0.7             | 0.4                | 7303.0            | 0.7              |
| 26Feb2019 | 23:53 | 0.7             | 0.4                | 7303.0            | 0.7              |
| 26Feb2019 | 23:54 | 0.7             | 0.4                | 7303.0            | 0.7              |
| 26Feb2019 | 23:55 | 0.7             | 0.4                | 7303.0            | 0.7              |
| 26Feb2019 | 23:56 | 0.7             | 0.4                | 7303.0            | 0.7              |
| 26Feb2019 | 23:57 | 0.7             | 0.4                | 7303.0            | 0.7              |
| 26Feb2019 | 23:58 | 0.7             | 0.4                | 7303.0            | 0.7              |
| 26Feb2019 | 23:59 | 0.7             | 0.4                | 7303.0            | 0.7              |
| 27Feb2019 | 00:00 | 0.7             | 0.4                | 7303.0            | 0.7              |
| 27Feb2019 | 00:01 | 0.7             | 0.4                | 7303.0            | 0.7              |
| 27Feb2019 | 00:02 | 0.7             | 0.4                | 7303.0            | 0.7              |
| 27Feb2019 | 00:03 | 0.7             | 0.4                | 7303.0            | 0.7              |
| 27Feb2019 | 00:04 | 0.6             | 0.4                | 7303.0            | 0.7              |
| 27Feb2019 | 00:05 | 0.6             | 0.4                | 7303.0            | 0.7              |
| 27Feb2019 | 00:06 | 0.5             | 0.4                | 7303.0            | 0.7              |
| 27Feb2019 | 00:07 | 0.5             | 0.4                | 7303.0            | 0.7              |
| 27Feb2019 | 00:08 | 0.4             | 0.4                | 7303.0            | 0.7              |
| 27Feb2019 | 00:09 | 0.3             | 0.4                | 7303.0            | 0.6              |
| 27Feb2019 | 00:10 | 0.3             | 0.4                | 7303.0            | 0.6              |
| 27Feb2019 | 00:11 | 0.3             | 0.4                | 7303.0            | 0.6              |



| Date      | Time  | Inflow<br>(CFS) | Storage<br>(AC-FT) | Elevation<br>(FT) | Outflow<br>(CFS) |
|-----------|-------|-----------------|--------------------|-------------------|------------------|
| 27Feb2019 | 00:12 | 0.2             | 0.4                | 7303.0            | 0.6              |
| 27Feb2019 | 00:13 | 0.2             | 0.4                | 7303.0            | 0.6              |
| 27Feb2019 | 00:14 | 0.2             | 0.4                | 7303.0            | 0.6              |
| 27Feb2019 | 00:15 | 0.2             | 0.4                | 7303.0            | 0.6              |
| 27Feb2019 | 00:16 | 0.2             | 0.4                | 7303.0            | 0.6              |
| 27Feb2019 | 00:17 | 0.1             | 0.4                | 7303.0            | 0.6              |
| 27Feb2019 | 00:18 | 0.1             | 0.4                | 7303.0            | 0.6              |
| 27Feb2019 | 00:19 | 0.1             | 0.4                | 7303.0            | 0.6              |
| 27Feb2019 | 00:20 | 0.1             | 0.4                | 7303.0            | 0.6              |
| 27Feb2019 | 00:21 | 0.1             | 0.4                | 7303.0            | 0.6              |
| 27Feb2019 | 00:22 | 0.1             | 0.4                | 7303.0            | 0.6              |
| 27Feb2019 | 00:23 | 0.1             | 0.4                | 7303.0            | 0.6              |
| 27Feb2019 | 00:24 | 0.1             | 0.4                | 7303.0            | 0.6              |
| 27Feb2019 | 00:25 | 0.1             | 0.4                | 7303.0            | 0.6              |
| 27Feb2019 | 00:26 | 0.1             | 0.4                | 7303.0            | 0.6              |
| 27Feb2019 | 00:27 | 0.0             | 0.4                | 7303.0            | 0.6              |
| 27Feb2019 | 00:28 | 0.0             | 0.4                | 7303.0            | 0.6              |
| 27Feb2019 | 00:29 | 0.0             | 0.4                | 7303.0            | 0.6              |
| 27Feb2019 | 00:30 | 0.0             | 0.4                | 7303.0            | 0.6              |
| 27Feb2019 | 00:31 | 0.0             | 0.4                | 7303.0            | 0.6              |
| 27Feb2019 | 00:32 | 0.0             | 0.4                | 7302.9            | 0.6              |
| 27Feb2019 | 00:33 | 0.0             | 0.4                | 7302.9            | 0.6              |
| 27Feb2019 | 00:34 | 0.0             | 0.4                | 7302.9            | 0.6              |
| 27Feb2019 | 00:35 | 0.0             | 0.4                | 7302.9            | 0.6              |
| 27Feb2019 | 00:36 | 0.0             | 0.4                | 7302.9            | 0.6              |
| 27Feb2019 | 00:37 | 0.0             | 0.4                | 7302.9            | 0.5              |
| 27Feb2019 | 00:38 | 0.0             | 0.4                | 7302.9            | 0.5              |
| 27Feb2019 | 00:39 | 0.0             | 0.4                | 7302.9            | 0.5              |
| 27Feb2019 | 00:40 | 0.0             | 0.4                | 7302.9            | 0.5              |
| 27Feb2019 | 00:41 | 0.0             | 0.4                | 7302.9            | 0.5              |
| 27Feb2019 | 00:42 | 0.0             | 0.4                | 7302.9            | 0.5              |

| Date      | Time  | Inflow<br>(CFS) | Storage<br>(AC-FT) | Elevation<br>(FT) | Outflow<br>(CFS) |
|-----------|-------|-----------------|--------------------|-------------------|------------------|
| 27Feb2019 | 00:43 | 0.0             | 0.4                | 7302.9            | 0.5              |
| 27Feb2019 | 00:44 | 0.0             | 0.4                | 7302.9            | 0.5              |
| 27Feb2019 | 00:45 | 0.0             | 0.4                | 7302.9            | 0.5              |
| 27Feb2019 | 00:46 | 0.0             | 0.4                | 7302.9            | 0.5              |
| 27Feb2019 | 00:47 | 0.0             | 0.4                | 7302.9            | 0.5              |
| 27Feb2019 | 00:48 | 0.0             | 0.4                | 7302.9            | 0.5              |
| 27Feb2019 | 00:49 | 0.0             | 0.4                | 7302.9            | 0.5              |
| 27Feb2019 | 00:50 | 0.0             | 0.4                | 7302.9            | 0.5              |
| 27Feb2019 | 00:51 | 0.0             | 0.4                | 7302.9            | 0.5              |
| 27Feb2019 | 00:52 | 0.0             | 0.4                | 7302.9            | 0.5              |
| 27Feb2019 | 00:53 | 0.0             | 0.4                | 7302.9            | 0.5              |
| 27Feb2019 | 00:54 | 0.0             | 0.4                | 7302.9            | 0.5              |
| 27Feb2019 | 00:55 | 0.0             | 0.4                | 7302.9            | 0.5              |
| 27Feb2019 | 00:56 | 0.0             | 0.4                | 7302.9            | 0.5              |
| 27Feb2019 | 00:57 | 0.0             | 0.4                | 7302.9            | 0.5              |
| 27Feb2019 | 00:58 | 0.0             | 0.4                | 7302.9            | 0.5              |
| 27Feb2019 | 00:59 | 0.0             | 0.4                | 7302.9            | 0.5              |
| 27Feb2019 | 01:00 | 0.0             | 0.4                | 7302.9            | 0.5              |
| 27Feb2019 | 01:01 | 0.0             | 0.4                | 7302.9            | 0.5              |
| 27Feb2019 | 01:02 | 0.0             | 0.4                | 7302.9            | 0.5              |
| 27Feb2019 | 01:03 | 0.0             | 0.4                | 7302.9            | 0.5              |
| 27Feb2019 | 01:04 | 0.0             | 0.4                | 7302.9            | 0.5              |
| 27Feb2019 | 01:05 | 0.0             | 0.4                | 7302.9            | 0.5              |
| 27Feb2019 | 01:06 | 0.0             | 0.4                | 7302.9            | 0.5              |
| 27Feb2019 | 01:07 | 0.0             | 0.4                | 7302.8            | 0.5              |
| 27Feb2019 | 01:08 | 0.0             | 0.4                | 7302.8            | 0.5              |
| 27Feb2019 | 01:09 | 0.0             | 0.4                | 7302.8            | 0.5              |
| 27Feb2019 | 01:10 | 0.0             | 0.4                | 7302.8            | 0.5              |
| 27Feb2019 | 01:11 | 0.0             | 0.4                | 7302.8            | 0.5              |
| 27Feb2019 | 01:12 | 0.0             | 0.4                | 7302.8            | 0.5              |
| 27Feb2019 | 01:13 | 0.0             | 0.4                | 7302.8            | 0.5              |

| Date      | Time  | Inflow<br>(CFS) | Storage<br>(AC-FT) | Elevation<br>(FT) | Outflow<br>(CFS) |
|-----------|-------|-----------------|--------------------|-------------------|------------------|
| 27Feb2019 | 01:14 | 0.0             | 0.4                | 7302.8            | 0.5              |
| 27Feb2019 | 01:15 | 0.0             | 0.4                | 7302.8            | 0.5              |
| 27Feb2019 | 01:16 | 0.0             | 0.4                | 7302.8            | 0.5              |
| 27Feb2019 | 01:17 | 0.0             | 0.4                | 7302.8            | 0.5              |
| 27Feb2019 | 01:18 | 0.0             | 0.4                | 7302.8            | 0.5              |
| 27Feb2019 | 01:19 | 0.0             | 0.4                | 7302.8            | 0.5              |
| 27Feb2019 | 01:20 | 0.0             | 0.4                | 7302.8            | 0.5              |
| 27Feb2019 | 01:21 | 0.0             | 0.4                | 7302.8            | 0.5              |
| 27Feb2019 | 01:22 | 0.0             | 0.4                | 7302.8            | 0.5              |
| 27Feb2019 | 01:23 | 0.0             | 0.4                | 7302.8            | 0.5              |
| 27Feb2019 | 01:24 | 0.0             | 0.4                | 7302.8            | 0.5              |
| 27Feb2019 | 01:25 | 0.0             | 0.4                | 7302.8            | 0.5              |
| 27Feb2019 | 01:26 | 0.0             | 0.4                | 7302.8            | 0.5              |
| 27Feb2019 | 01:27 | 0.0             | 0.4                | 7302.8            | 0.5              |
| 27Feb2019 | 01:28 | 0.0             | 0.4                | 7302.8            | 0.5              |
| 27Feb2019 | 01:29 | 0.0             | 0.4                | 7302.8            | 0.5              |
| 27Feb2019 | 01:30 | 0.0             | 0.4                | 7302.8            | 0.5              |
| 27Feb2019 | 01:31 | 0.0             | 0.4                | 7302.8            | 0.5              |
| 27Feb2019 | 01:32 | 0.0             | 0.4                | 7302.8            | 0.5              |
| 27Feb2019 | 01:33 | 0.0             | 0.4                | 7302.8            | 0.5              |
| 27Feb2019 | 01:34 | 0.0             | 0.4                | 7302.8            | 0.5              |
| 27Feb2019 | 01:35 | 0.0             | 0.4                | 7302.8            | 0.5              |
| 27Feb2019 | 01:36 | 0.0             | 0.4                | 7302.8            | 0.5              |
| 27Feb2019 | 01:37 | 0.0             | 0.4                | 7302.8            | 0.5              |
| 27Feb2019 | 01:38 | 0.0             | 0.4                | 7302.8            | 0.5              |
| 27Feb2019 | 01:39 | 0.0             | 0.4                | 7302.8            | 0.5              |
| 27Feb2019 | 01:40 | 0.0             | 0.4                | 7302.8            | 0.5              |
| 27Feb2019 | 01:41 | 0.0             | 0.4                | 7302.8            | 0.5              |
| 27Feb2019 | 01:42 | 0.0             | 0.4                | 7302.8            | 0.5              |
| 27Feb2019 | 01:43 | 0.0             | 0.4                | 7302.8            | 0.5              |
| 27Feb2019 | 01:44 | 0.0             | 0.4                | 7302.8            | 0.5              |

| Date      | Time  | Inflow<br>(CFS) | Storage<br>(AC-FT) | Elevation<br>(FT) | Outflow<br>(CFS) |
|-----------|-------|-----------------|--------------------|-------------------|------------------|
| 27Feb2019 | 01:45 | 0.0             | 0.4                | 7302.7            | 0.5              |
| 27Feb2019 | 01:46 | 0.0             | 0.4                | 7302.7            | 0.5              |
| 27Feb2019 | 01:47 | 0.0             | 0.4                | 7302.7            | 0.5              |
| 27Feb2019 | 01:48 | 0.0             | 0.4                | 7302.7            | 0.5              |
| 27Feb2019 | 01:49 | 0.0             | 0.4                | 7302.7            | 0.5              |
| 27Feb2019 | 01:50 | 0.0             | 0.4                | 7302.7            | 0.5              |
| 27Feb2019 | 01:51 | 0.0             | 0.4                | 7302.7            | 0.5              |
| 27Feb2019 | 01:52 | 0.0             | 0.4                | 7302.7            | 0.5              |
| 27Feb2019 | 01:53 | 0.0             | 0.4                | 7302.7            | 0.5              |
| 27Feb2019 | 01:54 | 0.0             | 0.4                | 7302.7            | 0.5              |
| 27Feb2019 | 01:55 | 0.0             | 0.4                | 7302.7            | 0.5              |
| 27Feb2019 | 01:56 | 0.0             | 0.4                | 7302.7            | 0.5              |
| 27Feb2019 | 01:57 | 0.0             | 0.3                | 7302.7            | 0.5              |
| 27Feb2019 | 01:58 | 0.0             | 0.3                | 7302.7            | 0.4              |
| 27Feb2019 | 01:59 | 0.0             | 0.3                | 7302.7            | 0.4              |
| 27Feb2019 | 02:00 | 0.0             | 0.3                | 7302.7            | 0.4              |
| 27Feb2019 | 02:01 | 0.0             | 0.3                | 7302.7            | 0.4              |
| 27Feb2019 | 02:02 | 0.0             | 0.3                | 7302.7            | 0.4              |
| 27Feb2019 | 02:03 | 0.0             | 0.3                | 7302.7            | 0.4              |
| 27Feb2019 | 02:04 | 0.0             | 0.3                | 7302.7            | 0.4              |
| 27Feb2019 | 02:05 | 0.0             | 0.3                | 7302.7            | 0.4              |
| 27Feb2019 | 02:06 | 0.0             | 0.3                | 7302.7            | 0.4              |
| 27Feb2019 | 02:07 | 0.0             | 0.3                | 7302.7            | 0.4              |
| 27Feb2019 | 02:08 | 0.0             | 0.3                | 7302.7            | 0.4              |
| 27Feb2019 | 02:09 | 0.0             | 0.3                | 7302.7            | 0.4              |
| 27Feb2019 | 02:10 | 0.0             | 0.3                | 7302.7            | 0.4              |
| 27Feb2019 | 02:11 | 0.0             | 0.3                | 7302.7            | 0.4              |
| 27Feb2019 | 02:12 | 0.0             | 0.3                | 7302.7            | 0.4              |
| 27Feb2019 | 02:13 | 0.0             | 0.3                | 7302.7            | 0.4              |
| 27Feb2019 | 02:14 | 0.0             | 0.3                | 7302.7            | 0.4              |
| 27Feb2019 | 02:15 | 0.0             | 0.3                | 7302.7            | 0.4              |

| Date      | Time  | Inflow<br>(CFS) | Storage<br>(AC-FT) | Elevation<br>(FT) | Outflow<br>(CFS) |
|-----------|-------|-----------------|--------------------|-------------------|------------------|
| 27Feb2019 | 02:16 | 0.0             | 0.3                | 7302.7            | 0.4              |
| 27Feb2019 | 02:17 | 0.0             | 0.3                | 7302.7            | 0.4              |
| 27Feb2019 | 02:18 | 0.0             | 0.3                | 7302.7            | 0.4              |
| 27Feb2019 | 02:19 | 0.0             | 0.3                | 7302.7            | 0.4              |
| 27Feb2019 | 02:20 | 0.0             | 0.3                | 7302.7            | 0.4              |
| 27Feb2019 | 02:21 | 0.0             | 0.3                | 7302.7            | 0.4              |
| 27Feb2019 | 02:22 | 0.0             | 0.3                | 7302.7            | 0.4              |
| 27Feb2019 | 02:23 | 0.0             | 0.3                | 7302.7            | 0.4              |
| 27Feb2019 | 02:24 | 0.0             | 0.3                | 7302.7            | 0.4              |
| 27Feb2019 | 02:25 | 0.0             | 0.3                | 7302.7            | 0.4              |
| 27Feb2019 | 02:26 | 0.0             | 0.3                | 7302.7            | 0.4              |
| 27Feb2019 | 02:27 | 0.0             | 0.3                | 7302.6            | 0.4              |
| 27Feb2019 | 02:28 | 0.0             | 0.3                | 7302.6            | 0.4              |
| 27Feb2019 | 02:29 | 0.0             | 0.3                | 7302.6            | 0.4              |
| 27Feb2019 | 02:30 | 0.0             | 0.3                | 7302.6            | 0.4              |
| 27Feb2019 | 02:31 | 0.0             | 0.3                | 7302.6            | 0.4              |
| 27Feb2019 | 02:32 | 0.0             | 0.3                | 7302.6            | 0.4              |
| 27Feb2019 | 02:33 | 0.0             | 0.3                | 7302.6            | 0.4              |
| 27Feb2019 | 02:34 | 0.0             | 0.3                | 7302.6            | 0.4              |
| 27Feb2019 | 02:35 | 0.0             | 0.3                | 7302.6            | 0.4              |
| 27Feb2019 | 02:36 | 0.0             | 0.3                | 7302.6            | 0.4              |
| 27Feb2019 | 02:37 | 0.0             | 0.3                | 7302.6            | 0.4              |
| 27Feb2019 | 02:38 | 0.0             | 0.3                | 7302.6            | 0.4              |
| 27Feb2019 | 02:39 | 0.0             | 0.3                | 7302.6            | 0.4              |
| 27Feb2019 | 02:40 | 0.0             | 0.3                | 7302.6            | 0.4              |
| 27Feb2019 | 02:41 | 0.0             | 0.3                | 7302.6            | 0.4              |
| 27Feb2019 | 02:42 | 0.0             | 0.3                | 7302.6            | 0.4              |
| 27Feb2019 | 02:43 | 0.0             | 0.3                | 7302.6            | 0.4              |
| 27Feb2019 | 02:44 | 0.0             | 0.3                | 7302.6            | 0.4              |
| 27Feb2019 | 02:45 | 0.0             | 0.3                | 7302.6            | 0.4              |
| 27Feb2019 | 02:46 | 0.0             | 0.3                | 7302.6            | 0.4              |

| Date      | Time  | Inflow<br>(CFS) | Storage<br>(AC-FT) | Elevation<br>(FT) | Outflow<br>(CFS) |
|-----------|-------|-----------------|--------------------|-------------------|------------------|
| 27Feb2019 | 02:47 | 0.0             | 0.3                | 7302.6            | 0.4              |
| 27Feb2019 | 02:48 | 0.0             | 0.3                | 7302.6            | 0.4              |
| 27Feb2019 | 02:49 | 0.0             | 0.3                | 7302.6            | 0.4              |
| 27Feb2019 | 02:50 | 0.0             | 0.3                | 7302.6            | 0.4              |
| 27Feb2019 | 02:51 | 0.0             | 0.3                | 7302.6            | 0.4              |
| 27Feb2019 | 02:52 | 0.0             | 0.3                | 7302.6            | 0.4              |
| 27Feb2019 | 02:53 | 0.0             | 0.3                | 7302.6            | 0.4              |
| 27Feb2019 | 02:54 | 0.0             | 0.3                | 7302.6            | 0.4              |
| 27Feb2019 | 02:55 | 0.0             | 0.3                | 7302.6            | 0.4              |
| 27Feb2019 | 02:56 | 0.0             | 0.3                | 7302.6            | 0.4              |
| 27Feb2019 | 02:57 | 0.0             | 0.3                | 7302.6            | 0.4              |
| 27Feb2019 | 02:58 | 0.0             | 0.3                | 7302.6            | 0.4              |
| 27Feb2019 | 02:59 | 0.0             | 0.3                | 7302.6            | 0.4              |
| 27Feb2019 | 03:00 | 0.0             | 0.3                | 7302.6            | 0.4              |
| 27Feb2019 | 03:01 | 0.0             | 0.3                | 7302.6            | 0.4              |
| 27Feb2019 | 03:02 | 0.0             | 0.3                | 7302.6            | 0.4              |
| 27Feb2019 | 03:03 | 0.0             | 0.3                | 7302.6            | 0.4              |
| 27Feb2019 | 03:04 | 0.0             | 0.3                | 7302.6            | 0.4              |
| 27Feb2019 | 03:05 | 0.0             | 0.3                | 7302.6            | 0.4              |
| 27Feb2019 | 03:06 | 0.0             | 0.3                | 7302.6            | 0.4              |
| 27Feb2019 | 03:07 | 0.0             | 0.3                | 7302.6            | 0.4              |
| 27Feb2019 | 03:08 | 0.0             | 0.3                | 7302.6            | 0.4              |
| 27Feb2019 | 03:09 | 0.0             | 0.3                | 7302.6            | 0.4              |
| 27Feb2019 | 03:10 | 0.0             | 0.3                | 7302.6            | 0.4              |
| 27Feb2019 | 03:11 | 0.0             | 0.3                | 7302.6            | 0.4              |
| 27Feb2019 | 03:12 | 0.0             | 0.3                | 7302.6            | 0.4              |
| 27Feb2019 | 03:13 | 0.0             | 0.3                | 7302.5            | 0.4              |
| 27Feb2019 | 03:14 | 0.0             | 0.3                | 7302.5            | 0.4              |
| 27Feb2019 | 03:15 | 0.0             | 0.3                | 7302.5            | 0.4              |
| 27Feb2019 | 03:16 | 0.0             | 0.3                | 7302.5            | 0.4              |
| 27Feb2019 | 03:17 | 0.0             | 0.3                | 7302.5            | 0.4              |

| Date      | Time  | Inflow<br>(CFS) | Storage<br>(AC-FT) | Elevation<br>(FT) | Outflow<br>(CFS) |
|-----------|-------|-----------------|--------------------|-------------------|------------------|
| 27Feb2019 | 03:18 | 0.0             | 0.3                | 7302.5            | 0.4              |
| 27Feb2019 | 03:19 | 0.0             | 0.3                | 7302.5            | 0.4              |
| 27Feb2019 | 03:20 | 0.0             | 0.3                | 7302.5            | 0.4              |
| 27Feb2019 | 03:21 | 0.0             | 0.3                | 7302.5            | 0.4              |
| 27Feb2019 | 03:22 | 0.0             | 0.3                | 7302.5            | 0.4              |
| 27Feb2019 | 03:23 | 0.0             | 0.3                | 7302.5            | 0.4              |
| 27Feb2019 | 03:24 | 0.0             | 0.3                | 7302.5            | 0.4              |
| 27Feb2019 | 03:25 | 0.0             | 0.3                | 7302.5            | 0.4              |
| 27Feb2019 | 03:26 | 0.0             | 0.3                | 7302.5            | 0.4              |
| 27Feb2019 | 03:27 | 0.0             | 0.3                | 7302.5            | 0.4              |
| 27Feb2019 | 03:28 | 0.0             | 0.3                | 7302.5            | 0.4              |
| 27Feb2019 | 03:29 | 0.0             | 0.3                | 7302.5            | 0.4              |
| 27Feb2019 | 03:30 | 0.0             | 0.3                | 7302.5            | 0.4              |
| 27Feb2019 | 03:31 | 0.0             | 0.3                | 7302.5            | 0.4              |
| 27Feb2019 | 03:32 | 0.0             | 0.3                | 7302.5            | 0.4              |
| 27Feb2019 | 03:33 | 0.0             | 0.3                | 7302.5            | 0.4              |
| 27Feb2019 | 03:34 | 0.0             | 0.3                | 7302.5            | 0.4              |
| 27Feb2019 | 03:35 | 0.0             | 0.3                | 7302.5            | 0.4              |
| 27Feb2019 | 03:36 | 0.0             | 0.3                | 7302.5            | 0.4              |
| 27Feb2019 | 03:37 | 0.0             | 0.3                | 7302.5            | 0.4              |
| 27Feb2019 | 03:38 | 0.0             | 0.3                | 7302.5            | 0.4              |
| 27Feb2019 | 03:39 | 0.0             | 0.3                | 7302.5            | 0.3              |
| 27Feb2019 | 03:40 | 0.0             | 0.3                | 7302.5            | 0.3              |
| 27Feb2019 | 03:41 | 0.0             | 0.3                | 7302.5            | 0.3              |
| 27Feb2019 | 03:42 | 0.0             | 0.3                | 7302.5            | 0.3              |
| 27Feb2019 | 03:43 | 0.0             | 0.3                | 7302.5            | 0.3              |
| 27Feb2019 | 03:44 | 0.0             | 0.3                | 7302.5            | 0.3              |
| 27Feb2019 | 03:45 | 0.0             | 0.3                | 7302.5            | 0.3              |
| 27Feb2019 | 03:46 | 0.0             | 0.3                | 7302.5            | 0.3              |
| 27Feb2019 | 03:47 | 0.0             | 0.3                | 7302.5            | 0.3              |
| 27Feb2019 | 03:48 | 0.0             | 0.3                | 7302.5            | 0.3              |

| Date      | Time  | Inflow<br>(CFS) | Storage<br>(AC-FT) | Elevation<br>(FT) | Outflow<br>(CFS) |
|-----------|-------|-----------------|--------------------|-------------------|------------------|
| 27Feb2019 | 03:49 | 0.0             | 0.3                | 7302.5            | 0.3              |
| 27Feb2019 | 03:50 | 0.0             | 0.3                | 7302.5            | 0.3              |
| 27Feb2019 | 03:51 | 0.0             | 0.3                | 7302.5            | 0.3              |
| 27Feb2019 | 03:52 | 0.0             | 0.3                | 7302.5            | 0.3              |
| 27Feb2019 | 03:53 | 0.0             | 0.3                | 7302.5            | 0.3              |
| 27Feb2019 | 03:54 | 0.0             | 0.3                | 7302.5            | 0.3              |
| 27Feb2019 | 03:55 | 0.0             | 0.3                | 7302.5            | 0.3              |
| 27Feb2019 | 03:56 | 0.0             | 0.3                | 7302.5            | 0.3              |
| 27Feb2019 | 03:57 | 0.0             | 0.3                | 7302.5            | 0.3              |
| 27Feb2019 | 03:58 | 0.0             | 0.3                | 7302.5            | 0.3              |
| 27Feb2019 | 03:59 | 0.0             | 0.3                | 7302.5            | 0.3              |
| 27Feb2019 | 04:00 | 0.0             | 0.3                | 7302.5            | 0.3              |
| 27Feb2019 | 04:01 | 0.0             | 0.3                | 7302.5            | 0.3              |
| 27Feb2019 | 04:02 | 0.0             | 0.3                | 7302.5            | 0.3              |
| 27Feb2019 | 04:03 | 0.0             | 0.3                | 7302.5            | 0.3              |
| 27Feb2019 | 04:04 | 0.0             | 0.3                | 7302.5            | 0.3              |
| 27Feb2019 | 04:05 | 0.0             | 0.3                | 7302.5            | 0.3              |
| 27Feb2019 | 04:06 | 0.0             | 0.3                | 7302.4            | 0.3              |
| 27Feb2019 | 04:07 | 0.0             | 0.3                | 7302.4            | 0.3              |
| 27Feb2019 | 04:08 | 0.0             | 0.3                | 7302.4            | 0.3              |
| 27Feb2019 | 04:09 | 0.0             | 0.3                | 7302.4            | 0.3              |
| 27Feb2019 | 04:10 | 0.0             | 0.3                | 7302.4            | 0.3              |
| 27Feb2019 | 04:11 | 0.0             | 0.3                | 7302.4            | 0.3              |
| 27Feb2019 | 04:12 | 0.0             | 0.3                | 7302.4            | 0.3              |
| 27Feb2019 | 04:13 | 0.0             | 0.3                | 7302.4            | 0.3              |
| 27Feb2019 | 04:14 | 0.0             | 0.3                | 7302.4            | 0.3              |
| 27Feb2019 | 04:15 | 0.0             | 0.3                | 7302.4            | 0.3              |
| 27Feb2019 | 04:16 | 0.0             | 0.3                | 7302.4            | 0.3              |
| 27Feb2019 | 04:17 | 0.0             | 0.3                | 7302.4            | 0.3              |
| 27Feb2019 | 04:18 | 0.0             | 0.3                | 7302.4            | 0.3              |
| 27Feb2019 | 04:19 | 0.0             | 0.3                | 7302.4            | 0.3              |



| Date      | Time  | Inflow<br>(CFS) | Storage<br>(AC-FT) | Elevation<br>(FT) | Outflow<br>(CFS) |
|-----------|-------|-----------------|--------------------|-------------------|------------------|
| 27Feb2019 | 04:20 | 0.0             | 0.3                | 7302.4            | 0.3              |
| 27Feb2019 | 04:21 | 0.0             | 0.3                | 7302.4            | 0.3              |
| 27Feb2019 | 04:22 | 0.0             | 0.3                | 7302.4            | 0.3              |
| 27Feb2019 | 04:23 | 0.0             | 0.3                | 7302.4            | 0.3              |
| 27Feb2019 | 04:24 | 0.0             | 0.3                | 7302.4            | 0.3              |
| 27Feb2019 | 04:25 | 0.0             | 0.3                | 7302.4            | 0.3              |
| 27Feb2019 | 04:26 | 0.0             | 0.3                | 7302.4            | 0.3              |
| 27Feb2019 | 04:27 | 0.0             | 0.3                | 7302.4            | 0.3              |
| 27Feb2019 | 04:28 | 0.0             | 0.3                | 7302.4            | 0.3              |
| 27Feb2019 | 04:29 | 0.0             | 0.3                | 7302.4            | 0.3              |
| 27Feb2019 | 04:30 | 0.0             | 0.3                | 7302.4            | 0.3              |
| 27Feb2019 | 04:31 | 0.0             | 0.3                | 7302.4            | 0.3              |
| 27Feb2019 | 04:32 | 0.0             | 0.3                | 7302.4            | 0.3              |
| 27Feb2019 | 04:33 | 0.0             | 0.3                | 7302.4            | 0.3              |
| 27Feb2019 | 04:34 | 0.0             | 0.3                | 7302.4            | 0.3              |
| 27Feb2019 | 04:35 | 0.0             | 0.3                | 7302.4            | 0.3              |
| 27Feb2019 | 04:36 | 0.0             | 0.3                | 7302.4            | 0.3              |
| 27Feb2019 | 04:37 | 0.0             | 0.3                | 7302.4            | 0.3              |
| 27Feb2019 | 04:38 | 0.0             | 0.3                | 7302.4            | 0.3              |
| 27Feb2019 | 04:39 | 0.0             | 0.3                | 7302.4            | 0.3              |
| 27Feb2019 | 04:40 | 0.0             | 0.3                | 7302.4            | 0.3              |
| 27Feb2019 | 04:41 | 0.0             | 0.3                | 7302.4            | 0.3              |
| 27Feb2019 | 04:42 | 0.0             | 0.3                | 7302.4            | 0.3              |
| 27Feb2019 | 04:43 | 0.0             | 0.3                | 7302.4            | 0.3              |
| 27Feb2019 | 04:44 | 0.0             | 0.3                | 7302.4            | 0.3              |
| 27Feb2019 | 04:45 | 0.0             | 0.3                | 7302.4            | 0.3              |
| 27Feb2019 | 04:46 | 0.0             | 0.3                | 7302.4            | 0.3              |
| 27Feb2019 | 04:47 | 0.0             | 0.3                | 7302.4            | 0.3              |
| 27Feb2019 | 04:48 | 0.0             | 0.3                | 7302.4            | 0.3              |
| 27Feb2019 | 04:49 | 0.0             | 0.3                | 7302.4            | 0.3              |
| 27Feb2019 | 04:50 | 0.0             | 0.3                | 7302.4            | 0.3              |

| Date      | Time  | Inflow<br>(CFS) | Storage<br>(AC-FT) | Elevation<br>(FT) | Outflow<br>(CFS) |
|-----------|-------|-----------------|--------------------|-------------------|------------------|
| 27Feb2019 | 04:51 | 0.0             | 0.3                | 7302.4            | 0.3              |
| 27Feb2019 | 04:52 | 0.0             | 0.3                | 7302.4            | 0.3              |
| 27Feb2019 | 04:53 | 0.0             | 0.3                | 7302.4            | 0.3              |
| 27Feb2019 | 04:54 | 0.0             | 0.3                | 7302.4            | 0.3              |
| 27Feb2019 | 04:55 | 0.0             | 0.3                | 7302.4            | 0.3              |
| 27Feb2019 | 04:56 | 0.0             | 0.3                | 7302.4            | 0.3              |
| 27Feb2019 | 04:57 | 0.0             | 0.3                | 7302.4            | 0.3              |
| 27Feb2019 | 04:58 | 0.0             | 0.3                | 7302.4            | 0.3              |
| 27Feb2019 | 04:59 | 0.0             | 0.3                | 7302.4            | 0.3              |
| 27Feb2019 | 05:00 | 0.0             | 0.3                | 7302.4            | 0.3              |
| 27Feb2019 | 05:01 | 0.0             | 0.3                | 7302.4            | 0.3              |
| 27Feb2019 | 05:02 | 0.0             | 0.3                | 7302.4            | 0.3              |
| 27Feb2019 | 05:03 | 0.0             | 0.3                | 7302.4            | 0.3              |
| 27Feb2019 | 05:04 | 0.0             | 0.3                | 7302.4            | 0.3              |
| 27Feb2019 | 05:05 | 0.0             | 0.3                | 7302.4            | 0.3              |
| 27Feb2019 | 05:06 | 0.0             | 0.3                | 7302.3            | 0.3              |
| 27Feb2019 | 05:07 | 0.0             | 0.3                | 7302.3            | 0.3              |
| 27Feb2019 | 05:08 | 0.0             | 0.3                | 7302.3            | 0.3              |
| 27Feb2019 | 05:09 | 0.0             | 0.3                | 7302.3            | 0.3              |
| 27Feb2019 | 05:10 | 0.0             | 0.3                | 7302.3            | 0.3              |
| 27Feb2019 | 05:11 | 0.0             | 0.3                | 7302.3            | 0.3              |
| 27Feb2019 | 05:12 | 0.0             | 0.3                | 7302.3            | 0.3              |
| 27Feb2019 | 05:13 | 0.0             | 0.3                | 7302.3            | 0.3              |
| 27Feb2019 | 05:14 | 0.0             | 0.3                | 7302.3            | 0.3              |
| 27Feb2019 | 05:15 | 0.0             | 0.3                | 7302.3            | 0.3              |
| 27Feb2019 | 05:16 | 0.0             | 0.3                | 7302.3            | 0.3              |
| 27Feb2019 | 05:17 | 0.0             | 0.3                | 7302.3            | 0.3              |
| 27Feb2019 | 05:18 | 0.0             | 0.3                | 7302.3            | 0.3              |
| 27Feb2019 | 05:19 | 0.0             | 0.3                | 7302.3            | 0.3              |
| 27Feb2019 | 05:20 | 0.0             | 0.3                | 7302.3            | 0.3              |
| 27Feb2019 | 05:21 | 0.0             | 0.3                | 7302.3            | 0.3              |

| Date      | Time  | Inflow<br>(CFS) | Storage<br>(AC-FT) | Elevation<br>(FT) | Outflow<br>(CFS) |
|-----------|-------|-----------------|--------------------|-------------------|------------------|
| 27Feb2019 | 05:22 | 0.0             | 0.3                | 7302.3            | 0.3              |
| 27Feb2019 | 05:23 | 0.0             | 0.3                | 7302.3            | 0.3              |
| 27Feb2019 | 05:24 | 0.0             | 0.2                | 7302.3            | 0.3              |
| 27Feb2019 | 05:25 | 0.0             | 0.2                | 7302.3            | 0.3              |
| 27Feb2019 | 05:26 | 0.0             | 0.2                | 7302.3            | 0.3              |
| 27Feb2019 | 05:27 | 0.0             | 0.2                | 7302.3            | 0.3              |
| 27Feb2019 | 05:28 | 0.0             | 0.2                | 7302.3            | 0.3              |
| 27Feb2019 | 05:29 | 0.0             | 0.2                | 7302.3            | 0.3              |
| 27Feb2019 | 05:30 | 0.0             | 0.2                | 7302.3            | 0.3              |
| 27Feb2019 | 05:31 | 0.0             | 0.2                | 7302.3            | 0.3              |
| 27Feb2019 | 05:32 | 0.0             | 0.2                | 7302.3            | 0.3              |
| 27Feb2019 | 05:33 | 0.0             | 0.2                | 7302.3            | 0.3              |
| 27Feb2019 | 05:34 | 0.0             | 0.2                | 7302.3            | 0.3              |
| 27Feb2019 | 05:35 | 0.0             | 0.2                | 7302.3            | 0.3              |
| 27Feb2019 | 05:36 | 0.0             | 0.2                | 7302.3            | 0.3              |
| 27Feb2019 | 05:37 | 0.0             | 0.2                | 7302.3            | 0.3              |
| 27Feb2019 | 05:38 | 0.0             | 0.2                | 7302.3            | 0.3              |
| 27Feb2019 | 05:39 | 0.0             | 0.2                | 7302.3            | 0.3              |
| 27Feb2019 | 05:40 | 0.0             | 0.2                | 7302.3            | 0.3              |
| 27Feb2019 | 05:41 | 0.0             | 0.2                | 7302.3            | 0.3              |
| 27Feb2019 | 05:42 | 0.0             | 0.2                | 7302.3            | 0.3              |
| 27Feb2019 | 05:43 | 0.0             | 0.2                | 7302.3            | 0.3              |
| 27Feb2019 | 05:44 | 0.0             | 0.2                | 7302.3            | 0.3              |
| 27Feb2019 | 05:45 | 0.0             | 0.2                | 7302.3            | 0.3              |
| 27Feb2019 | 05:46 | 0.0             | 0.2                | 7302.3            | 0.3              |
| 27Feb2019 | 05:47 | 0.0             | 0.2                | 7302.3            | 0.3              |
| 27Feb2019 | 05:48 | 0.0             | 0.2                | 7302.3            | 0.3              |
| 27Feb2019 | 05:49 | 0.0             | 0.2                | 7302.3            | 0.3              |
| 27Feb2019 | 05:50 | 0.0             | 0.2                | 7302.3            | 0.3              |
| 27Feb2019 | 05:51 | 0.0             | 0.2                | 7302.3            | 0.3              |
| 27Feb2019 | 05:52 | 0.0             | 0.2                | 7302.3            | 0.3              |

| Date      | Time  | Inflow<br>(CFS) | Storage<br>(AC-FT) | Elevation<br>(FT) | Outflow<br>(CFS) |
|-----------|-------|-----------------|--------------------|-------------------|------------------|
| 27Feb2019 | 05:53 | 0.0             | 0.2                | 7302.3            | 0.2              |
| 27Feb2019 | 05:54 | 0.0             | 0.2                | 7302.3            | 0.2              |
| 27Feb2019 | 05:55 | 0.0             | 0.2                | 7302.3            | 0.2              |
| 27Feb2019 | 05:56 | 0.0             | 0.2                | 7302.3            | 0.2              |
| 27Feb2019 | 05:57 | 0.0             | 0.2                | 7302.3            | 0.2              |
| 27Feb2019 | 05:58 | 0.0             | 0.2                | 7302.3            | 0.2              |
| 27Feb2019 | 05:59 | 0.0             | 0.2                | 7302.3            | 0.2              |
| 27Feb2019 | 06:00 | 0.0             | 0.2                | 7302.3            | 0.2              |
| 27Feb2019 | 06:01 | 0.0             | 0.2                | 7302.3            | 0.2              |
| 27Feb2019 | 06:02 | 0.0             | 0.2                | 7302.3            | 0.2              |
| 27Feb2019 | 06:03 | 0.0             | 0.2                | 7302.3            | 0.2              |
| 27Feb2019 | 06:04 | 0.0             | 0.2                | 7302.3            | 0.2              |
| 27Feb2019 | 06:05 | 0.0             | 0.2                | 7302.3            | 0.2              |
| 27Feb2019 | 06:06 | 0.0             | 0.2                | 7302.3            | 0.2              |
| 27Feb2019 | 06:07 | 0.0             | 0.2                | 7302.3            | 0.2              |
| 27Feb2019 | 06:08 | 0.0             | 0.2                | 7302.3            | 0.2              |
| 27Feb2019 | 06:09 | 0.0             | 0.2                | 7302.3            | 0.2              |
| 27Feb2019 | 06:10 | 0.0             | 0.2                | 7302.3            | 0.2              |
| 27Feb2019 | 06:11 | 0.0             | 0.2                | 7302.3            | 0.2              |
| 27Feb2019 | 06:12 | 0.0             | 0.2                | 7302.3            | 0.2              |
| 27Feb2019 | 06:13 | 0.0             | 0.2                | 7302.3            | 0.2              |
| 27Feb2019 | 06:14 | 0.0             | 0.2                | 7302.3            | 0.2              |
| 27Feb2019 | 06:15 | 0.0             | 0.2                | 7302.3            | 0.2              |
| 27Feb2019 | 06:16 | 0.0             | 0.2                | 7302.3            | 0.2              |
| 27Feb2019 | 06:17 | 0.0             | 0.2                | 7302.3            | 0.2              |
| 27Feb2019 | 06:18 | 0.0             | 0.2                | 7302.2            | 0.2              |
| 27Feb2019 | 06:19 | 0.0             | 0.2                | 7302.2            | 0.2              |
| 27Feb2019 | 06:20 | 0.0             | 0.2                | 7302.2            | 0.2              |
| 27Feb2019 | 06:21 | 0.0             | 0.2                | 7302.2            | 0.2              |
| 27Feb2019 | 06:22 | 0.0             | 0.2                | 7302.2            | 0.2              |
| 27Feb2019 | 06:23 | 0.0             | 0.2                | 7302.2            | 0.2              |

| Date      | Time  | Inflow<br>(CFS) | Storage<br>(AC-FT) | Elevation<br>(FT) | Outflow<br>(CFS) |
|-----------|-------|-----------------|--------------------|-------------------|------------------|
| 27Feb2019 | 06:24 | 0.0             | 0.2                | 7302.2            | 0.2              |
| 27Feb2019 | 06:25 | 0.0             | 0.2                | 7302.2            | 0.2              |
| 27Feb2019 | 06:26 | 0.0             | 0.2                | 7302.2            | 0.2              |
| 27Feb2019 | 06:27 | 0.0             | 0.2                | 7302.2            | 0.2              |
| 27Feb2019 | 06:28 | 0.0             | 0.2                | 7302.2            | 0.2              |
| 27Feb2019 | 06:29 | 0.0             | 0.2                | 7302.2            | 0.2              |
| 27Feb2019 | 06:30 | 0.0             | 0.2                | 7302.2            | 0.2              |
| 27Feb2019 | 06:31 | 0.0             | 0.2                | 7302.2            | 0.2              |
| 27Feb2019 | 06:32 | 0.0             | 0.2                | 7302.2            | 0.2              |
| 27Feb2019 | 06:33 | 0.0             | 0.2                | 7302.2            | 0.2              |
| 27Feb2019 | 06:34 | 0.0             | 0.2                | 7302.2            | 0.2              |
| 27Feb2019 | 06:35 | 0.0             | 0.2                | 7302.2            | 0.2              |
| 27Feb2019 | 06:36 | 0.0             | 0.2                | 7302.2            | 0.2              |
| 27Feb2019 | 06:37 | 0.0             | 0.2                | 7302.2            | 0.2              |
| 27Feb2019 | 06:38 | 0.0             | 0.2                | 7302.2            | 0.2              |
| 27Feb2019 | 06:39 | 0.0             | 0.2                | 7302.2            | 0.2              |
| 27Feb2019 | 06:40 | 0.0             | 0.2                | 7302.2            | 0.2              |
| 27Feb2019 | 06:41 | 0.0             | 0.2                | 7302.2            | 0.2              |
| 27Feb2019 | 06:42 | 0.0             | 0.2                | 7302.2            | 0.2              |
| 27Feb2019 | 06:43 | 0.0             | 0.2                | 7302.2            | 0.2              |
| 27Feb2019 | 06:44 | 0.0             | 0.2                | 7302.2            | 0.2              |
| 27Feb2019 | 06:45 | 0.0             | 0.2                | 7302.2            | 0.2              |
| 27Feb2019 | 06:46 | 0.0             | 0.2                | 7302.2            | 0.2              |
| 27Feb2019 | 06:47 | 0.0             | 0.2                | 7302.2            | 0.2              |
| 27Feb2019 | 06:48 | 0.0             | 0.2                | 7302.2            | 0.2              |
| 27Feb2019 | 06:49 | 0.0             | 0.2                | 7302.2            | 0.2              |
| 27Feb2019 | 06:50 | 0.0             | 0.2                | 7302.2            | 0.2              |
| 27Feb2019 | 06:51 | 0.0             | 0.2                | 7302.2            | 0.2              |
| 27Feb2019 | 06:52 | 0.0             | 0.2                | 7302.2            | 0.2              |
| 27Feb2019 | 06:53 | 0.0             | 0.2                | 7302.2            | 0.2              |
| 27Feb2019 | 06:54 | 0.0             | 0.2                | 7302.2            | 0.2              |

| Date      | Time  | Inflow<br>(CFS) | Storage<br>(AC-FT) | Elevation<br>(FT) | Outflow<br>(CFS) |
|-----------|-------|-----------------|--------------------|-------------------|------------------|
| 27Feb2019 | 06:55 | 0.0             | 0.2                | 7302.2            | 0.2              |
| 27Feb2019 | 06:56 | 0.0             | 0.2                | 7302.2            | 0.2              |
| 27Feb2019 | 06:57 | 0.0             | 0.2                | 7302.2            | 0.2              |
| 27Feb2019 | 06:58 | 0.0             | 0.2                | 7302.2            | 0.2              |
| 27Feb2019 | 06:59 | 0.0             | 0.2                | 7302.2            | 0.2              |
| 27Feb2019 | 07:00 | 0.0             | 0.2                | 7302.2            | 0.2              |
| 27Feb2019 | 07:01 | 0.0             | 0.2                | 7302.2            | 0.2              |
| 27Feb2019 | 07:02 | 0.0             | 0.2                | 7302.2            | 0.2              |
| 27Feb2019 | 07:03 | 0.0             | 0.2                | 7302.2            | 0.2              |
| 27Feb2019 | 07:04 | 0.0             | 0.2                | 7302.2            | 0.2              |
| 27Feb2019 | 07:05 | 0.0             | 0.2                | 7302.2            | 0.2              |
| 27Feb2019 | 07:06 | 0.0             | 0.2                | 7302.2            | 0.2              |
| 27Feb2019 | 07:07 | 0.0             | 0.2                | 7302.2            | 0.2              |
| 27Feb2019 | 07:08 | 0.0             | 0.2                | 7302.2            | 0.2              |
| 27Feb2019 | 07:09 | 0.0             | 0.2                | 7302.2            | 0.2              |
| 27Feb2019 | 07:10 | 0.0             | 0.2                | 7302.2            | 0.2              |
| 27Feb2019 | 07:11 | 0.0             | 0.2                | 7302.2            | 0.2              |
| 27Feb2019 | 07:12 | 0.0             | 0.2                | 7302.2            | 0.2              |
| 27Feb2019 | 07:13 | 0.0             | 0.2                | 7302.2            | 0.2              |
| 27Feb2019 | 07:14 | 0.0             | 0.2                | 7302.2            | 0.2              |
| 27Feb2019 | 07:15 | 0.0             | 0.2                | 7302.2            | 0.2              |
| 27Feb2019 | 07:16 | 0.0             | 0.2                | 7302.2            | 0.2              |
| 27Feb2019 | 07:17 | 0.0             | 0.2                | 7302.2            | 0.2              |
| 27Feb2019 | 07:18 | 0.0             | 0.2                | 7302.2            | 0.2              |
| 27Feb2019 | 07:19 | 0.0             | 0.2                | 7302.2            | 0.2              |
| 27Feb2019 | 07:20 | 0.0             | 0.2                | 7302.2            | 0.2              |
| 27Feb2019 | 07:21 | 0.0             | 0.2                | 7302.2            | 0.2              |
| 27Feb2019 | 07:22 | 0.0             | 0.2                | 7302.2            | 0.2              |
| 27Feb2019 | 07:23 | 0.0             | 0.2                | 7302.2            | 0.2              |
| 27Feb2019 | 07:24 | 0.0             | 0.2                | 7302.2            | 0.2              |
| 27Feb2019 | 07:25 | 0.0             | 0.2                | 7302.2            | 0.2              |

| Date      | Time  | Inflow<br>(CFS) | Storage<br>(AC-FT) | Elevation<br>(FT) | Outflow<br>(CFS) |
|-----------|-------|-----------------|--------------------|-------------------|------------------|
| 27Feb2019 | 07:26 | 0.0             | 0.2                | 7302.2            | 0.2              |
| 27Feb2019 | 07:27 | 0.0             | 0.2                | 7302.2            | 0.2              |
| 27Feb2019 | 07:28 | 0.0             | 0.2                | 7302.2            | 0.2              |
| 27Feb2019 | 07:29 | 0.0             | 0.2                | 7302.2            | 0.2              |
| 27Feb2019 | 07:30 | 0.0             | 0.2                | 7302.2            | 0.2              |
| 27Feb2019 | 07:31 | 0.0             | 0.2                | 7302.2            | 0.2              |
| 27Feb2019 | 07:32 | 0.0             | 0.2                | 7302.2            | 0.2              |
| 27Feb2019 | 07:33 | 0.0             | 0.2                | 7302.2            | 0.2              |
| 27Feb2019 | 07:34 | 0.0             | 0.2                | 7302.2            | 0.2              |
| 27Feb2019 | 07:35 | 0.0             | 0.2                | 7302.2            | 0.2              |
| 27Feb2019 | 07:36 | 0.0             | 0.2                | 7302.2            | 0.2              |
| 27Feb2019 | 07:37 | 0.0             | 0.2                | 7302.2            | 0.2              |
| 27Feb2019 | 07:38 | 0.0             | 0.2                | 7302.2            | 0.2              |
| 27Feb2019 | 07:39 | 0.0             | 0.2                | 7302.2            | 0.2              |
| 27Feb2019 | 07:40 | 0.0             | 0.2                | 7302.2            | 0.2              |
| 27Feb2019 | 07:41 | 0.0             | 0.2                | 7302.2            | 0.2              |
| 27Feb2019 | 07:42 | 0.0             | 0.2                | 7302.2            | 0.2              |
| 27Feb2019 | 07:43 | 0.0             | 0.2                | 7302.2            | 0.2              |
| 27Feb2019 | 07:44 | 0.0             | 0.2                | 7302.2            | 0.2              |
| 27Feb2019 | 07:45 | 0.0             | 0.2                | 7302.1            | 0.2              |
| 27Feb2019 | 07:46 | 0.0             | 0.2                | 7302.1            | 0.2              |
| 27Feb2019 | 07:47 | 0.0             | 0.2                | 7302.1            | 0.2              |
| 27Feb2019 | 07:48 | 0.0             | 0.2                | 7302.1            | 0.2              |
| 27Feb2019 | 07:49 | 0.0             | 0.2                | 7302.1            | 0.2              |
| 27Feb2019 | 07:50 | 0.0             | 0.2                | 7302.1            | 0.2              |
| 27Feb2019 | 07:51 | 0.0             | 0.2                | 7302.1            | 0.2              |
| 27Feb2019 | 07:52 | 0.0             | 0.2                | 7302.1            | 0.2              |
| 27Feb2019 | 07:53 | 0.0             | 0.2                | 7302.1            | 0.2              |
| 27Feb2019 | 07:54 | 0.0             | 0.2                | 7302.1            | 0.2              |
| 27Feb2019 | 07:55 | 0.0             | 0.2                | 7302.1            | 0.2              |
| 27Feb2019 | 07:56 | 0.0             | 0.2                | 7302.1            | 0.2              |

| Date      | Time  | Inflow<br>(CFS) | Storage<br>(AC-FT) | Elevation<br>(FT) | Outflow<br>(CFS) |
|-----------|-------|-----------------|--------------------|-------------------|------------------|
| 27Feb2019 | 07:57 | 0.0             | 0.2                | 7302.1            | 0.2              |
| 27Feb2019 | 07:58 | 0.0             | 0.2                | 7302.1            | 0.2              |
| 27Feb2019 | 07:59 | 0.0             | 0.2                | 7302.1            | 0.2              |
| 27Feb2019 | 08:00 | 0.0             | 0.2                | 7302.1            | 0.2              |
| 27Feb2019 | 08:01 | 0.0             | 0.2                | 7302.1            | 0.2              |
| 27Feb2019 | 08:02 | 0.0             | 0.2                | 7302.1            | 0.2              |
| 27Feb2019 | 08:03 | 0.0             | 0.2                | 7302.1            | 0.2              |
| 27Feb2019 | 08:04 | 0.0             | 0.2                | 7302.1            | 0.2              |
| 27Feb2019 | 08:05 | 0.0             | 0.2                | 7302.1            | 0.2              |
| 27Feb2019 | 08:06 | 0.0             | 0.2                | 7302.1            | 0.2              |
| 27Feb2019 | 08:07 | 0.0             | 0.2                | 7302.1            | 0.2              |
| 27Feb2019 | 08:08 | 0.0             | 0.2                | 7302.1            | 0.2              |
| 27Feb2019 | 08:09 | 0.0             | 0.2                | 7302.1            | 0.2              |
| 27Feb2019 | 08:10 | 0.0             | 0.2                | 7302.1            | 0.2              |
| 27Feb2019 | 08:11 | 0.0             | 0.2                | 7302.1            | 0.2              |
| 27Feb2019 | 08:12 | 0.0             | 0.2                | 7302.1            | 0.2              |
| 27Feb2019 | 08:13 | 0.0             | 0.2                | 7302.1            | 0.2              |
| 27Feb2019 | 08:14 | 0.0             | 0.2                | 7302.1            | 0.2              |
| 27Feb2019 | 08:15 | 0.0             | 0.2                | 7302.1            | 0.2              |
| 27Feb2019 | 08:16 | 0.0             | 0.2                | 7302.1            | 0.2              |
| 27Feb2019 | 08:17 | 0.0             | 0.2                | 7302.1            | 0.2              |
| 27Feb2019 | 08:18 | 0.0             | 0.2                | 7302.1            | 0.2              |
| 27Feb2019 | 08:19 | 0.0             | 0.2                | 7302.1            | 0.2              |
| 27Feb2019 | 08:20 | 0.0             | 0.2                | 7302.1            | 0.2              |
| 27Feb2019 | 08:21 | 0.0             | 0.2                | 7302.1            | 0.2              |
| 27Feb2019 | 08:22 | 0.0             | 0.2                | 7302.1            | 0.2              |
| 27Feb2019 | 08:23 | 0.0             | 0.2                | 7302.1            | 0.2              |
| 27Feb2019 | 08:24 | 0.0             | 0.2                | 7302.1            | 0.2              |
| 27Feb2019 | 08:25 | 0.0             | 0.2                | 7302.1            | 0.2              |
| 27Feb2019 | 08:26 | 0.0             | 0.2                | 7302.1            | 0.2              |
| 27Feb2019 | 08:27 | 0.0             | 0.2                | 7302.1            | 0.2              |



| Date      | Time  | Inflow<br>(CFS) | Storage<br>(AC-FT) | Elevation<br>(FT) | Outflow<br>(CFS) |
|-----------|-------|-----------------|--------------------|-------------------|------------------|
| 27Feb2019 | 08:28 | 0.0             | 0.2                | 7302.1            | 0.2              |
| 27Feb2019 | 08:29 | 0.0             | 0.2                | 7302.1            | 0.2              |
| 27Feb2019 | 08:30 | 0.0             | 0.2                | 7302.1            | 0.2              |
| 27Feb2019 | 08:31 | 0.0             | 0.2                | 7302.1            | 0.2              |
| 27Feb2019 | 08:32 | 0.0             | 0.2                | 7302.1            | 0.2              |
| 27Feb2019 | 08:33 | 0.0             | 0.2                | 7302.1            | 0.2              |
| 27Feb2019 | 08:34 | 0.0             | 0.2                | 7302.1            | 0.2              |
| 27Feb2019 | 08:35 | 0.0             | 0.2                | 7302.1            | 0.2              |
| 27Feb2019 | 08:36 | 0.0             | 0.2                | 7302.1            | 0.2              |
| 27Feb2019 | 08:37 | 0.0             | 0.2                | 7302.1            | 0.2              |
| 27Feb2019 | 08:38 | 0.0             | 0.2                | 7302.1            | 0.2              |
| 27Feb2019 | 08:39 | 0.0             | 0.2                | 7302.1            | 0.2              |
| 27Feb2019 | 08:40 | 0.0             | 0.2                | 7302.1            | 0.2              |
| 27Feb2019 | 08:41 | 0.0             | 0.2                | 7302.1            | 0.2              |
| 27Feb2019 | 08:42 | 0.0             | 0.2                | 7302.1            | 0.2              |
| 27Feb2019 | 08:43 | 0.0             | 0.2                | 7302.1            | 0.2              |
| 27Feb2019 | 08:44 | 0.0             | 0.2                | 7302.1            | 0.2              |
| 27Feb2019 | 08:45 | 0.0             | 0.2                | 7302.1            | 0.2              |
| 27Feb2019 | 08:46 | 0.0             | 0.2                | 7302.1            | 0.2              |
| 27Feb2019 | 08:47 | 0.0             | 0.2                | 7302.1            | 0.2              |
| 27Feb2019 | 08:48 | 0.0             | 0.2                | 7302.1            | 0.2              |
| 27Feb2019 | 08:49 | 0.0             | 0.2                | 7302.1            | 0.2              |
| 27Feb2019 | 08:50 | 0.0             | 0.2                | 7302.1            | 0.2              |
| 27Feb2019 | 08:51 | 0.0             | 0.2                | 7302.1            | 0.2              |
| 27Feb2019 | 08:52 | 0.0             | 0.2                | 7302.1            | 0.2              |
| 27Feb2019 | 08:53 | 0.0             | 0.2                | 7302.1            | 0.2              |
| 27Feb2019 | 08:54 | 0.0             | 0.2                | 7302.1            | 0.2              |
| 27Feb2019 | 08:55 | 0.0             | 0.2                | 7302.1            | 0.2              |
| 27Feb2019 | 08:56 | 0.0             | 0.2                | 7302.1            | 0.2              |
| 27Feb2019 | 08:57 | 0.0             | 0.2                | 7302.1            | 0.2              |
| 27Feb2019 | 08:58 | 0.0             | 0.2                | 7302.1            | 0.2              |

| Date      | Time  | Inflow<br>(CFS) | Storage<br>(AC-FT) | Elevation<br>(FT) | Outflow<br>(CFS) |
|-----------|-------|-----------------|--------------------|-------------------|------------------|
| 27Feb2019 | 08:59 | 0.0             | 0.2                | 7302.1            | 0.2              |
| 27Feb2019 | 09:00 | 0.0             | 0.2                | 7302.1            | 0.2              |
| 27Feb2019 | 09:01 | 0.0             | 0.2                | 7302.1            | 0.2              |
| 27Feb2019 | 09:02 | 0.0             | 0.2                | 7302.1            | 0.2              |
| 27Feb2019 | 09:03 | 0.0             | 0.2                | 7302.1            | 0.2              |
| 27Feb2019 | 09:04 | 0.0             | 0.2                | 7302.1            | 0.2              |
| 27Feb2019 | 09:05 | 0.0             | 0.2                | 7302.1            | 0.2              |
| 27Feb2019 | 09:06 | 0.0             | 0.2                | 7302.1            | 0.2              |
| 27Feb2019 | 09:07 | 0.0             | 0.2                | 7302.1            | 0.2              |
| 27Feb2019 | 09:08 | 0.0             | 0.2                | 7302.1            | 0.2              |
| 27Feb2019 | 09:09 | 0.0             | 0.2                | 7302.1            | 0.2              |
| 27Feb2019 | 09:10 | 0.0             | 0.2                | 7302.1            | 0.2              |
| 27Feb2019 | 09:11 | 0.0             | 0.2                | 7302.1            | 0.2              |
| 27Feb2019 | 09:12 | 0.0             | 0.2                | 7302.1            | 0.2              |
| 27Feb2019 | 09:13 | 0.0             | 0.2                | 7302.1            | 0.2              |
| 27Feb2019 | 09:14 | 0.0             | 0.2                | 7302.1            | 0.2              |
| 27Feb2019 | 09:15 | 0.0             | 0.2                | 7302.1            | 0.2              |
| 27Feb2019 | 09:16 | 0.0             | 0.2                | 7302.1            | 0.2              |
| 27Feb2019 | 09:17 | 0.0             | 0.2                | 7302.1            | 0.2              |
| 27Feb2019 | 09:18 | 0.0             | 0.2                | 7302.1            | 0.1              |
| 27Feb2019 | 09:19 | 0.0             | 0.2                | 7302.1            | 0.1              |
| 27Feb2019 | 09:20 | 0.0             | 0.2                | 7302.1            | 0.1              |
| 27Feb2019 | 09:21 | 0.0             | 0.2                | 7302.1            | 0.1              |
| 27Feb2019 | 09:22 | 0.0             | 0.2                | 7302.1            | 0.1              |
| 27Feb2019 | 09:23 | 0.0             | 0.2                | 7302.1            | 0.1              |
| 27Feb2019 | 09:24 | 0.0             | 0.2                | 7302.1            | 0.1              |
| 27Feb2019 | 09:25 | 0.0             | 0.2                | 7302.1            | 0.1              |
| 27Feb2019 | 09:26 | 0.0             | 0.2                | 7302.1            | 0.1              |
| 27Feb2019 | 09:27 | 0.0             | 0.2                | 7302.1            | 0.1              |
| 27Feb2019 | 09:28 | 0.0             | 0.2                | 7302.1            | 0.1              |
| 27Feb2019 | 09:29 | 0.0             | 0.2                | 7302.1            | 0.1              |

| Date      | Time  | Inflow<br>(CFS) | Storage<br>(AC-FT) | Elevation<br>(FT) | Outflow<br>(CFS) |
|-----------|-------|-----------------|--------------------|-------------------|------------------|
| 27Feb2019 | 09:30 | 0.0             | 0.2                | 7302.1            | 0.1              |
| 27Feb2019 | 09:31 | 0.0             | 0.2                | 7302.1            | 0.1              |
| 27Feb2019 | 09:32 | 0.0             | 0.2                | 7302.1            | 0.1              |
| 27Feb2019 | 09:33 | 0.0             | 0.2                | 7302.1            | 0.1              |
| 27Feb2019 | 09:34 | 0.0             | 0.2                | 7302.1            | 0.1              |
| 27Feb2019 | 09:35 | 0.0             | 0.2                | 7302.1            | 0.1              |
| 27Feb2019 | 09:36 | 0.0             | 0.2                | 7302.1            | 0.1              |
| 27Feb2019 | 09:37 | 0.0             | 0.2                | 7302.0            | 0.1              |
| 27Feb2019 | 09:38 | 0.0             | 0.2                | 7302.0            | 0.1              |
| 27Feb2019 | 09:39 | 0.0             | 0.2                | 7302.0            | 0.1              |
| 27Feb2019 | 09:40 | 0.0             | 0.2                | 7302.0            | 0.1              |
| 27Feb2019 | 09:41 | 0.0             | 0.2                | 7302.0            | 0.1              |
| 27Feb2019 | 09:42 | 0.0             | 0.2                | 7302.0            | 0.1              |
| 27Feb2019 | 09:43 | 0.0             | 0.2                | 7302.0            | 0.1              |
| 27Feb2019 | 09:44 | 0.0             | 0.2                | 7302.0            | 0.1              |
| 27Feb2019 | 09:45 | 0.0             | 0.2                | 7302.0            | 0.1              |
| 27Feb2019 | 09:46 | 0.0             | 0.2                | 7302.0            | 0.1              |
| 27Feb2019 | 09:47 | 0.0             | 0.2                | 7302.0            | 0.1              |
| 27Feb2019 | 09:48 | 0.0             | 0.2                | 7302.0            | 0.1              |
| 27Feb2019 | 09:49 | 0.0             | 0.2                | 7302.0            | 0.1              |
| 27Feb2019 | 09:50 | 0.0             | 0.2                | 7302.0            | 0.1              |
| 27Feb2019 | 09:51 | 0.0             | 0.2                | 7302.0            | 0.1              |
| 27Feb2019 | 09:52 | 0.0             | 0.2                | 7302.0            | 0.1              |
| 27Feb2019 | 09:53 | 0.0             | 0.2                | 7302.0            | 0.1              |
| 27Feb2019 | 09:54 | 0.0             | 0.2                | 7302.0            | 0.1              |
| 27Feb2019 | 09:55 | 0.0             | 0.2                | 7302.0            | 0.1              |
| 27Feb2019 | 09:56 | 0.0             | 0.2                | 7302.0            | 0.1              |
| 27Feb2019 | 09:57 | 0.0             | 0.2                | 7302.0            | 0.1              |
| 27Feb2019 | 09:58 | 0.0             | 0.2                | 7302.0            | 0.1              |
| 27Feb2019 | 09:59 | 0.0             | 0.2                | 7302.0            | 0.1              |
| 27Feb2019 | 10:00 | 0.0             | 0.2                | 7302.0            | 0.1              |

| Date      | Time  | Inflow<br>(CFS) | Storage<br>(AC-FT) | Elevation<br>(FT) | Outflow<br>(CFS) |
|-----------|-------|-----------------|--------------------|-------------------|------------------|
| 27Feb2019 | 10:01 | 0.0             | 0.2                | 7302.0            | 0.1              |
| 27Feb2019 | 10:02 | 0.0             | 0.2                | 7302.0            | 0.1              |
| 27Feb2019 | 10:03 | 0.0             | 0.2                | 7302.0            | 0.1              |
| 27Feb2019 | 10:04 | 0.0             | 0.2                | 7302.0            | 0.1              |
| 27Feb2019 | 10:05 | 0.0             | 0.2                | 7302.0            | 0.1              |
| 27Feb2019 | 10:06 | 0.0             | 0.2                | 7302.0            | 0.1              |
| 27Feb2019 | 10:07 | 0.0             | 0.2                | 7302.0            | 0.1              |
| 27Feb2019 | 10:08 | 0.0             | 0.2                | 7302.0            | 0.1              |
| 27Feb2019 | 10:09 | 0.0             | 0.2                | 7302.0            | 0.1              |
| 27Feb2019 | 10:10 | 0.0             | 0.2                | 7302.0            | 0.1              |
| 27Feb2019 | 10:11 | 0.0             | 0.2                | 7302.0            | 0.1              |
| 27Feb2019 | 10:12 | 0.0             | 0.2                | 7302.0            | 0.1              |
| 27Feb2019 | 10:13 | 0.0             | 0.2                | 7302.0            | 0.1              |
| 27Feb2019 | 10:14 | 0.0             | 0.2                | 7302.0            | 0.1              |
| 27Feb2019 | 10:15 | 0.0             | 0.2                | 7302.0            | 0.1              |
| 27Feb2019 | 10:16 | 0.0             | 0.2                | 7302.0            | 0.1              |
| 27Feb2019 | 10:17 | 0.0             | 0.2                | 7302.0            | 0.1              |
| 27Feb2019 | 10:18 | 0.0             | 0.2                | 7302.0            | 0.1              |
| 27Feb2019 | 10:19 | 0.0             | 0.2                | 7302.0            | 0.1              |
| 27Feb2019 | 10:20 | 0.0             | 0.2                | 7302.0            | 0.1              |
| 27Feb2019 | 10:21 | 0.0             | 0.2                | 7302.0            | 0.1              |
| 27Feb2019 | 10:22 | 0.0             | 0.2                | 7302.0            | 0.1              |
| 27Feb2019 | 10:23 | 0.0             | 0.2                | 7302.0            | 0.1              |
| 27Feb2019 | 10:24 | 0.0             | 0.2                | 7302.0            | 0.1              |
| 27Feb2019 | 10:25 | 0.0             | 0.2                | 7302.0            | 0.1              |
| 27Feb2019 | 10:26 | 0.0             | 0.2                | 7302.0            | 0.1              |
| 27Feb2019 | 10:27 | 0.0             | 0.2                | 7302.0            | 0.1              |
| 27Feb2019 | 10:28 | 0.0             | 0.2                | 7302.0            | 0.1              |
| 27Feb2019 | 10:29 | 0.0             | 0.2                | 7302.0            | 0.1              |
| 27Feb2019 | 10:30 | 0.0             | 0.2                | 7302.0            | 0.1              |
| 27Feb2019 | 10:31 | 0.0             | 0.2                | 7302.0            | 0.1              |

| Date      | Time  | Inflow<br>(CFS) | Storage<br>(AC-FT) | Elevation<br>(FT) | Outflow<br>(CFS) |
|-----------|-------|-----------------|--------------------|-------------------|------------------|
| 27Feb2019 | 10:32 | 0.0             | 0.2                | 7302.0            | 0.1              |
| 27Feb2019 | 10:33 | 0.0             | 0.2                | 7302.0            | 0.1              |
| 27Feb2019 | 10:34 | 0.0             | 0.2                | 7302.0            | 0.1              |
| 27Feb2019 | 10:35 | 0.0             | 0.2                | 7302.0            | 0.1              |
| 27Feb2019 | 10:36 | 0.0             | 0.2                | 7302.0            | 0.1              |
| 27Feb2019 | 10:37 | 0.0             | 0.2                | 7302.0            | 0.1              |
| 27Feb2019 | 10:38 | 0.0             | 0.2                | 7302.0            | 0.1              |
| 27Feb2019 | 10:39 | 0.0             | 0.2                | 7302.0            | 0.1              |
| 27Feb2019 | 10:40 | 0.0             | 0.2                | 7302.0            | 0.1              |
| 27Feb2019 | 10:41 | 0.0             | 0.2                | 7302.0            | 0.1              |
| 27Feb2019 | 10:42 | 0.0             | 0.2                | 7302.0            | 0.1              |
| 27Feb2019 | 10:43 | 0.0             | 0.2                | 7302.0            | 0.1              |
| 27Feb2019 | 10:44 | 0.0             | 0.2                | 7302.0            | 0.1              |
| 27Feb2019 | 10:45 | 0.0             | 0.2                | 7302.0            | 0.1              |
| 27Feb2019 | 10:46 | 0.0             | 0.2                | 7302.0            | 0.1              |
| 27Feb2019 | 10:47 | 0.0             | 0.2                | 7302.0            | 0.1              |
| 27Feb2019 | 10:48 | 0.0             | 0.2                | 7302.0            | 0.1              |
| 27Feb2019 | 10:49 | 0.0             | 0.2                | 7302.0            | 0.1              |
| 27Feb2019 | 10:50 | 0.0             | 0.2                | 7302.0            | 0.1              |
| 27Feb2019 | 10:51 | 0.0             | 0.2                | 7302.0            | 0.1              |
| 27Feb2019 | 10:52 | 0.0             | 0.2                | 7302.0            | 0.1              |
| 27Feb2019 | 10:53 | 0.0             | 0.2                | 7302.0            | 0.1              |
| 27Feb2019 | 10:54 | 0.0             | 0.2                | 7302.0            | 0.1              |
| 27Feb2019 | 10:55 | 0.0             | 0.2                | 7302.0            | 0.1              |
| 27Feb2019 | 10:56 | 0.0             | 0.2                | 7302.0            | 0.1              |
| 27Feb2019 | 10:57 | 0.0             | 0.2                | 7302.0            | 0.1              |
| 27Feb2019 | 10:58 | 0.0             | 0.2                | 7302.0            | 0.1              |
| 27Feb2019 | 10:59 | 0.0             | 0.2                | 7302.0            | 0.1              |
| 27Feb2019 | 11:00 | 0.0             | 0.2                | 7302.0            | 0.1              |
| 27Feb2019 | 11:01 | 0.0             | 0.2                | 7302.0            | 0.1              |
| 27Feb2019 | 11:02 | 0.0             | 0.2                | 7302.0            | 0.1              |

| Date      | Time  | Inflow<br>(CFS) | Storage<br>(AC-FT) | Elevation<br>(FT) | Outflow<br>(CFS) |
|-----------|-------|-----------------|--------------------|-------------------|------------------|
| 27Feb2019 | 11:03 | 0.0             | 0.2                | 7302.0            | 0.1              |
| 27Feb2019 | 11:04 | 0.0             | 0.2                | 7302.0            | 0.1              |
| 27Feb2019 | 11:05 | 0.0             | 0.2                | 7302.0            | 0.1              |
| 27Feb2019 | 11:06 | 0.0             | 0.2                | 7302.0            | 0.1              |
| 27Feb2019 | 11:07 | 0.0             | 0.2                | 7302.0            | 0.1              |
| 27Feb2019 | 11:08 | 0.0             | 0.2                | 7302.0            | 0.1              |
| 27Feb2019 | 11:09 | 0.0             | 0.2                | 7302.0            | 0.1              |
| 27Feb2019 | 11:10 | 0.0             | 0.2                | 7302.0            | 0.1              |
| 27Feb2019 | 11:11 | 0.0             | 0.2                | 7302.0            | 0.1              |
| 27Feb2019 | 11:12 | 0.0             | 0.2                | 7302.0            | 0.1              |
| 27Feb2019 | 11:13 | 0.0             | 0.2                | 7302.0            | 0.1              |
| 27Feb2019 | 11:14 | 0.0             | 0.2                | 7302.0            | 0.1              |
| 27Feb2019 | 11:15 | 0.0             | 0.2                | 7302.0            | 0.1              |
| 27Feb2019 | 11:16 | 0.0             | 0.2                | 7302.0            | 0.1              |
| 27Feb2019 | 11:17 | 0.0             | 0.2                | 7302.0            | 0.1              |
| 27Feb2019 | 11:18 | 0.0             | 0.2                | 7302.0            | 0.1              |
| 27Feb2019 | 11:19 | 0.0             | 0.2                | 7302.0            | 0.1              |
| 27Feb2019 | 11:20 | 0.0             | 0.2                | 7302.0            | 0.1              |
| 27Feb2019 | 11:21 | 0.0             | 0.2                | 7302.0            | 0.1              |
| 27Feb2019 | 11:22 | 0.0             | 0.2                | 7302.0            | 0.1              |
| 27Feb2019 | 11:23 | 0.0             | 0.2                | 7302.0            | 0.1              |
| 27Feb2019 | 11:24 | 0.0             | 0.2                | 7302.0            | 0.1              |
| 27Feb2019 | 11:25 | 0.0             | 0.2                | 7302.0            | 0.1              |
| 27Feb2019 | 11:26 | 0.0             | 0.2                | 7302.0            | 0.1              |
| 27Feb2019 | 11:27 | 0.0             | 0.2                | 7302.0            | 0.1              |
| 27Feb2019 | 11:28 | 0.0             | 0.2                | 7301.9            | 0.1              |
| 27Feb2019 | 11:29 | 0.0             | 0.2                | 7301.9            | 0.1              |
| 27Feb2019 | 11:30 | 0.0             | 0.2                | 7301.9            | 0.1              |
| 27Feb2019 | 11:31 | 0.0             | 0.2                | 7301.9            | 0.1              |
| 27Feb2019 | 11:32 | 0.0             | 0.2                | 7301.9            | 0.1              |
| 27Feb2019 | 11:33 | 0.0             | 0.2                | 7301.9            | 0.1              |

| Date      | Time  | Inflow<br>(CFS) | Storage<br>(AC-FT) | Elevation<br>(FT) | Outflow<br>(CFS) |
|-----------|-------|-----------------|--------------------|-------------------|------------------|
| 27Feb2019 | 11:34 | 0.0             | 0.2                | 7301.9            | 0.1              |
| 27Feb2019 | 11:35 | 0.0             | 0.2                | 7301.9            | 0.1              |
| 27Feb2019 | 11:36 | 0.0             | 0.2                | 7301.9            | 0.1              |
| 27Feb2019 | 11:37 | 0.0             | 0.2                | 7301.9            | 0.1              |
| 27Feb2019 | 11:38 | 0.0             | 0.2                | 7301.9            | 0.1              |
| 27Feb2019 | 11:39 | 0.0             | 0.2                | 7301.9            | 0.1              |
| 27Feb2019 | 11:40 | 0.0             | 0.2                | 7301.9            | 0.1              |
| 27Feb2019 | 11:41 | 0.0             | 0.2                | 7301.9            | 0.1              |
| 27Feb2019 | 11:42 | 0.0             | 0.2                | 7301.9            | 0.1              |
| 27Feb2019 | 11:43 | 0.0             | 0.2                | 7301.9            | 0.1              |
| 27Feb2019 | 11:44 | 0.0             | 0.2                | 7301.9            | 0.1              |
| 27Feb2019 | 11:45 | 0.0             | 0.2                | 7301.9            | 0.1              |
| 27Feb2019 | 11:46 | 0.0             | 0.2                | 7301.9            | 0.1              |
| 27Feb2019 | 11:47 | 0.0             | 0.2                | 7301.9            | 0.1              |
| 27Feb2019 | 11:48 | 0.0             | 0.2                | 7301.9            | 0.1              |
| 27Feb2019 | 11:49 | 0.0             | 0.2                | 7301.9            | 0.1              |
| 27Feb2019 | 11:50 | 0.0             | 0.2                | 7301.9            | 0.1              |
| 27Feb2019 | 11:51 | 0.0             | 0.2                | 7301.9            | 0.1              |
| 27Feb2019 | 11:52 | 0.0             | 0.2                | 7301.9            | 0.1              |
| 27Feb2019 | 11:53 | 0.0             | 0.2                | 7301.9            | 0.1              |
| 27Feb2019 | 11:54 | 0.0             | 0.2                | 7301.9            | 0.1              |
| 27Feb2019 | 11:55 | 0.0             | 0.2                | 7301.9            | 0.1              |
| 27Feb2019 | 11:56 | 0.0             | 0.2                | 7301.9            | 0.1              |
| 27Feb2019 | 11:57 | 0.0             | 0.2                | 7301.9            | 0.1              |
| 27Feb2019 | 11:58 | 0.0             | 0.2                | 7301.9            | 0.1              |
| 27Feb2019 | 11:59 | 0.0             | 0.2                | 7301.9            | 0.1              |
| 27Feb2019 | 12:00 | 0.0             | 0.2                | 7301.9            | 0.1              |

Project: Winsome\_Fil\_3      Simulation Run: Prop Basins 100 yr  
Reservoir: STORAGE P4

Start of Run: 26Feb2019, 00:00      Basin Model: Proposed Basins  
End of Run: 27Feb2019, 12:00      Meteorologic Model: Prop Basins 100yr  
Compute Time: 30Aug2022, 12:56:25      Control Specifications: Control 1

Volume Units: AC-FT

#### Computed Results

|                  |             |                             |                 |
|------------------|-------------|-----------------------------|-----------------|
| Peak Inflow:     | 97.4 (CFS)  | Date/Time of Peak Inflow:   | 26Feb2019, 12:0 |
| Peak Discharge:  | 52.9 (CFS)  | Date/Time of Peak Discharge | 26Feb2019, 12:1 |
| Inflow Volume:   | 4.1 (AC-FT) | Peak Storage:               | 1.8 (AC-FT)     |
| Discharge Volume | 3.8 (AC-FT) | Peak Elevation:             | 7295.4 (FT)     |



Project: Winsome\_Fil\_3 Simulation Run: Prop Basins 100 yr  
Reservoir: STORAGE P4

Start of Run: 26Feb2019, 00:00 Basin Model: Proposed Basins  
End of Run: 27Feb2019, 12:00 Meteorologic Model: Prop Basins 100yr  
Compute Time: 30Aug2022, 12:56:25 Control Specifications: Control 1

| Date      | Time  | Inflow<br>(CFS) | Storage<br>(AC-FT) | Elevation<br>(FT) | Outflow<br>(CFS) |
|-----------|-------|-----------------|--------------------|-------------------|------------------|
| 26Feb2019 | 00:00 | 0.0             | 0.0                | 7291.0            | 0.0              |
| 26Feb2019 | 00:01 | 0.0             | 0.0                | 7291.0            | 0.0              |
| 26Feb2019 | 00:02 | 0.0             | 0.0                | 7291.0            | 0.0              |
| 26Feb2019 | 00:03 | 0.0             | 0.0                | 7291.0            | 0.0              |
| 26Feb2019 | 00:04 | 0.0             | 0.0                | 7291.0            | 0.0              |
| 26Feb2019 | 00:05 | 0.0             | 0.0                | 7291.0            | 0.0              |
| 26Feb2019 | 00:06 | 0.0             | 0.0                | 7291.0            | 0.0              |
| 26Feb2019 | 00:07 | 0.0             | 0.0                | 7291.0            | 0.0              |
| 26Feb2019 | 00:08 | 0.0             | 0.0                | 7291.0            | 0.0              |
| 26Feb2019 | 00:09 | 0.0             | 0.0                | 7291.0            | 0.0              |
| 26Feb2019 | 00:10 | 0.0             | 0.0                | 7291.0            | 0.0              |
| 26Feb2019 | 00:11 | 0.0             | 0.0                | 7291.0            | 0.0              |
| 26Feb2019 | 00:12 | 0.0             | 0.0                | 7291.0            | 0.0              |
| 26Feb2019 | 00:13 | 0.0             | 0.0                | 7291.0            | 0.0              |
| 26Feb2019 | 00:14 | 0.0             | 0.0                | 7291.0            | 0.0              |
| 26Feb2019 | 00:15 | 0.0             | 0.0                | 7291.0            | 0.0              |
| 26Feb2019 | 00:16 | 0.1             | 0.0                | 7291.0            | 0.0              |
| 26Feb2019 | 00:17 | 0.1             | 0.0                | 7291.0            | 0.0              |
| 26Feb2019 | 00:18 | 0.1             | 0.0                | 7291.0            | 0.0              |
| 26Feb2019 | 00:19 | 0.1             | 0.0                | 7291.0            | 0.0              |
| 26Feb2019 | 00:20 | 0.1             | 0.0                | 7291.0            | 0.0              |
| 26Feb2019 | 00:21 | 0.1             | 0.0                | 7291.0            | 0.0              |
| 26Feb2019 | 00:22 | 0.1             | 0.0                | 7291.0            | 0.0              |
| 26Feb2019 | 00:23 | 0.1             | 0.0                | 7291.0            | 0.0              |
| 26Feb2019 | 00:24 | 0.1             | 0.0                | 7291.0            | 0.0              |
| 26Feb2019 | 00:25 | 0.1             | 0.0                | 7291.0            | 0.0              |

| Date      | Time  | Inflow<br>(CFS) | Storage<br>(AC-FT) | Elevation<br>(FT) | Outflow<br>(CFS) |
|-----------|-------|-----------------|--------------------|-------------------|------------------|
| 26Feb2019 | 00:26 | 0.1             | 0.0                | 7291.0            | 0.0              |
| 26Feb2019 | 00:27 | 0.1             | 0.0                | 7291.0            | 0.0              |
| 26Feb2019 | 00:28 | 0.1             | 0.0                | 7291.0            | 0.0              |
| 26Feb2019 | 00:29 | 0.1             | 0.0                | 7291.0            | 0.0              |
| 26Feb2019 | 00:30 | 0.1             | 0.0                | 7291.0            | 0.0              |
| 26Feb2019 | 00:31 | 0.1             | 0.0                | 7291.0            | 0.0              |
| 26Feb2019 | 00:32 | 0.1             | 0.0                | 7291.0            | 0.0              |
| 26Feb2019 | 00:33 | 0.1             | 0.0                | 7291.0            | 0.0              |
| 26Feb2019 | 00:34 | 0.1             | 0.0                | 7291.0            | 0.0              |
| 26Feb2019 | 00:35 | 0.1             | 0.0                | 7291.1            | 0.0              |
| 26Feb2019 | 00:36 | 0.2             | 0.0                | 7291.1            | 0.0              |
| 26Feb2019 | 00:37 | 0.2             | 0.0                | 7291.1            | 0.0              |
| 26Feb2019 | 00:38 | 0.2             | 0.0                | 7291.1            | 0.0              |
| 26Feb2019 | 00:39 | 0.2             | 0.0                | 7291.1            | 0.0              |
| 26Feb2019 | 00:40 | 0.2             | 0.0                | 7291.1            | 0.0              |
| 26Feb2019 | 00:41 | 0.2             | 0.0                | 7291.1            | 0.0              |
| 26Feb2019 | 00:42 | 0.2             | 0.0                | 7291.1            | 0.0              |
| 26Feb2019 | 00:43 | 0.2             | 0.0                | 7291.1            | 0.0              |
| 26Feb2019 | 00:44 | 0.2             | 0.0                | 7291.1            | 0.0              |
| 26Feb2019 | 00:45 | 0.2             | 0.0                | 7291.1            | 0.0              |
| 26Feb2019 | 00:46 | 0.2             | 0.0                | 7291.1            | 0.0              |
| 26Feb2019 | 00:47 | 0.2             | 0.0                | 7291.1            | 0.0              |
| 26Feb2019 | 00:48 | 0.2             | 0.0                | 7291.1            | 0.0              |
| 26Feb2019 | 00:49 | 0.2             | 0.0                | 7291.1            | 0.0              |
| 26Feb2019 | 00:50 | 0.2             | 0.0                | 7291.1            | 0.0              |
| 26Feb2019 | 00:51 | 0.2             | 0.0                | 7291.1            | 0.0              |
| 26Feb2019 | 00:52 | 0.2             | 0.0                | 7291.1            | 0.0              |
| 26Feb2019 | 00:53 | 0.2             | 0.0                | 7291.1            | 0.0              |
| 26Feb2019 | 00:54 | 0.2             | 0.0                | 7291.1            | 0.0              |
| 26Feb2019 | 00:55 | 0.2             | 0.0                | 7291.1            | 0.0              |
| 26Feb2019 | 00:56 | 0.2             | 0.0                | 7291.1            | 0.0              |

| Date      | Time  | Inflow<br>(CFS) | Storage<br>(AC-FT) | Elevation<br>(FT) | Outflow<br>(CFS) |
|-----------|-------|-----------------|--------------------|-------------------|------------------|
| 26Feb2019 | 00:57 | 0.2             | 0.0                | 7291.1            | 0.0              |
| 26Feb2019 | 00:58 | 0.2             | 0.0                | 7291.1            | 0.0              |
| 26Feb2019 | 00:59 | 0.2             | 0.0                | 7291.1            | 0.0              |
| 26Feb2019 | 01:00 | 0.2             | 0.0                | 7291.2            | 0.0              |
| 26Feb2019 | 01:01 | 0.2             | 0.0                | 7291.2            | 0.0              |
| 26Feb2019 | 01:02 | 0.2             | 0.0                | 7291.2            | 0.0              |
| 26Feb2019 | 01:03 | 0.2             | 0.0                | 7291.2            | 0.0              |
| 26Feb2019 | 01:04 | 0.2             | 0.0                | 7291.2            | 0.0              |
| 26Feb2019 | 01:05 | 0.2             | 0.0                | 7291.2            | 0.0              |
| 26Feb2019 | 01:06 | 0.2             | 0.0                | 7291.2            | 0.0              |
| 26Feb2019 | 01:07 | 0.2             | 0.0                | 7291.2            | 0.0              |
| 26Feb2019 | 01:08 | 0.2             | 0.0                | 7291.2            | 0.0              |
| 26Feb2019 | 01:09 | 0.2             | 0.0                | 7291.2            | 0.0              |
| 26Feb2019 | 01:10 | 0.2             | 0.0                | 7291.2            | 0.0              |
| 26Feb2019 | 01:11 | 0.2             | 0.0                | 7291.2            | 0.0              |
| 26Feb2019 | 01:12 | 0.2             | 0.0                | 7291.2            | 0.0              |
| 26Feb2019 | 01:13 | 0.2             | 0.0                | 7291.2            | 0.0              |
| 26Feb2019 | 01:14 | 0.2             | 0.0                | 7291.2            | 0.0              |
| 26Feb2019 | 01:15 | 0.2             | 0.0                | 7291.2            | 0.0              |
| 26Feb2019 | 01:16 | 0.2             | 0.0                | 7291.2            | 0.0              |
| 26Feb2019 | 01:17 | 0.2             | 0.0                | 7291.2            | 0.0              |
| 26Feb2019 | 01:18 | 0.2             | 0.0                | 7291.2            | 0.0              |
| 26Feb2019 | 01:19 | 0.2             | 0.0                | 7291.2            | 0.0              |
| 26Feb2019 | 01:20 | 0.2             | 0.0                | 7291.2            | 0.0              |
| 26Feb2019 | 01:21 | 0.2             | 0.0                | 7291.2            | 0.0              |
| 26Feb2019 | 01:22 | 0.2             | 0.0                | 7291.3            | 0.0              |
| 26Feb2019 | 01:23 | 0.2             | 0.0                | 7291.3            | 0.0              |
| 26Feb2019 | 01:24 | 0.2             | 0.0                | 7291.3            | 0.0              |
| 26Feb2019 | 01:25 | 0.2             | 0.0                | 7291.3            | 0.0              |
| 26Feb2019 | 01:26 | 0.2             | 0.0                | 7291.3            | 0.0              |
| 26Feb2019 | 01:27 | 0.2             | 0.0                | 7291.3            | 0.0              |

| Date      | Time  | Inflow<br>(CFS) | Storage<br>(AC-FT) | Elevation<br>(FT) | Outflow<br>(CFS) |
|-----------|-------|-----------------|--------------------|-------------------|------------------|
| 26Feb2019 | 01:28 | 0.2             | 0.0                | 7291.3            | 0.0              |
| 26Feb2019 | 01:29 | 0.2             | 0.0                | 7291.3            | 0.0              |
| 26Feb2019 | 01:30 | 0.2             | 0.0                | 7291.3            | 0.0              |
| 26Feb2019 | 01:31 | 0.2             | 0.0                | 7291.3            | 0.0              |
| 26Feb2019 | 01:32 | 0.2             | 0.0                | 7291.3            | 0.0              |
| 26Feb2019 | 01:33 | 0.2             | 0.0                | 7291.3            | 0.0              |
| 26Feb2019 | 01:34 | 0.2             | 0.0                | 7291.3            | 0.0              |
| 26Feb2019 | 01:35 | 0.2             | 0.0                | 7291.3            | 0.0              |
| 26Feb2019 | 01:36 | 0.2             | 0.0                | 7291.3            | 0.0              |
| 26Feb2019 | 01:37 | 0.2             | 0.0                | 7291.3            | 0.0              |
| 26Feb2019 | 01:38 | 0.2             | 0.0                | 7291.3            | 0.0              |
| 26Feb2019 | 01:39 | 0.2             | 0.0                | 7291.3            | 0.0              |
| 26Feb2019 | 01:40 | 0.2             | 0.0                | 7291.3            | 0.0              |
| 26Feb2019 | 01:41 | 0.2             | 0.0                | 7291.3            | 0.0              |
| 26Feb2019 | 01:42 | 0.2             | 0.0                | 7291.3            | 0.0              |
| 26Feb2019 | 01:43 | 0.2             | 0.0                | 7291.4            | 0.0              |
| 26Feb2019 | 01:44 | 0.2             | 0.0                | 7291.4            | 0.0              |
| 26Feb2019 | 01:45 | 0.2             | 0.0                | 7291.4            | 0.0              |
| 26Feb2019 | 01:46 | 0.2             | 0.0                | 7291.4            | 0.0              |
| 26Feb2019 | 01:47 | 0.2             | 0.0                | 7291.4            | 0.0              |
| 26Feb2019 | 01:48 | 0.2             | 0.0                | 7291.4            | 0.0              |
| 26Feb2019 | 01:49 | 0.2             | 0.0                | 7291.4            | 0.0              |
| 26Feb2019 | 01:50 | 0.2             | 0.0                | 7291.4            | 0.0              |
| 26Feb2019 | 01:51 | 0.2             | 0.0                | 7291.4            | 0.0              |
| 26Feb2019 | 01:52 | 0.2             | 0.0                | 7291.4            | 0.0              |
| 26Feb2019 | 01:53 | 0.2             | 0.0                | 7291.4            | 0.0              |
| 26Feb2019 | 01:54 | 0.2             | 0.0                | 7291.4            | 0.0              |
| 26Feb2019 | 01:55 | 0.2             | 0.0                | 7291.4            | 0.0              |
| 26Feb2019 | 01:56 | 0.2             | 0.0                | 7291.4            | 0.0              |
| 26Feb2019 | 01:57 | 0.2             | 0.0                | 7291.4            | 0.0              |
| 26Feb2019 | 01:58 | 0.2             | 0.0                | 7291.4            | 0.0              |

| Date      | Time  | Inflow<br>(CFS) | Storage<br>(AC-FT) | Elevation<br>(FT) | Outflow<br>(CFS) |
|-----------|-------|-----------------|--------------------|-------------------|------------------|
| 26Feb2019 | 01:59 | 0.2             | 0.0                | 7291.4            | 0.0              |
| 26Feb2019 | 02:00 | 0.2             | 0.0                | 7291.4            | 0.0              |
| 26Feb2019 | 02:01 | 0.2             | 0.0                | 7291.4            | 0.0              |
| 26Feb2019 | 02:02 | 0.2             | 0.0                | 7291.4            | 0.0              |
| 26Feb2019 | 02:03 | 0.2             | 0.0                | 7291.5            | 0.0              |
| 26Feb2019 | 02:04 | 0.2             | 0.0                | 7291.5            | 0.0              |
| 26Feb2019 | 02:05 | 0.2             | 0.0                | 7291.5            | 0.0              |
| 26Feb2019 | 02:06 | 0.2             | 0.0                | 7291.5            | 0.0              |
| 26Feb2019 | 02:07 | 0.2             | 0.0                | 7291.5            | 0.0              |
| 26Feb2019 | 02:08 | 0.2             | 0.0                | 7291.5            | 0.0              |
| 26Feb2019 | 02:09 | 0.2             | 0.0                | 7291.5            | 0.0              |
| 26Feb2019 | 02:10 | 0.2             | 0.0                | 7291.5            | 0.0              |
| 26Feb2019 | 02:11 | 0.2             | 0.0                | 7291.5            | 0.0              |
| 26Feb2019 | 02:12 | 0.2             | 0.0                | 7291.5            | 0.0              |
| 26Feb2019 | 02:13 | 0.2             | 0.0                | 7291.5            | 0.0              |
| 26Feb2019 | 02:14 | 0.2             | 0.0                | 7291.5            | 0.0              |
| 26Feb2019 | 02:15 | 0.2             | 0.0                | 7291.5            | 0.0              |
| 26Feb2019 | 02:16 | 0.2             | 0.0                | 7291.5            | 0.0              |
| 26Feb2019 | 02:17 | 0.2             | 0.0                | 7291.5            | 0.0              |
| 26Feb2019 | 02:18 | 0.3             | 0.0                | 7291.5            | 0.0              |
| 26Feb2019 | 02:19 | 0.3             | 0.0                | 7291.5            | 0.0              |
| 26Feb2019 | 02:20 | 0.3             | 0.0                | 7291.5            | 0.0              |
| 26Feb2019 | 02:21 | 0.3             | 0.0                | 7291.5            | 0.0              |
| 26Feb2019 | 02:22 | 0.3             | 0.0                | 7291.5            | 0.0              |
| 26Feb2019 | 02:23 | 0.3             | 0.0                | 7291.5            | 0.0              |
| 26Feb2019 | 02:24 | 0.3             | 0.0                | 7291.6            | 0.0              |
| 26Feb2019 | 02:25 | 0.3             | 0.0                | 7291.6            | 0.0              |
| 26Feb2019 | 02:26 | 0.3             | 0.0                | 7291.6            | 0.0              |
| 26Feb2019 | 02:27 | 0.3             | 0.0                | 7291.6            | 0.0              |
| 26Feb2019 | 02:28 | 0.3             | 0.0                | 7291.6            | 0.0              |
| 26Feb2019 | 02:29 | 0.3             | 0.0                | 7291.6            | 0.0              |

| Date      | Time  | Inflow<br>(CFS) | Storage<br>(AC-FT) | Elevation<br>(FT) | Outflow<br>(CFS) |
|-----------|-------|-----------------|--------------------|-------------------|------------------|
| 26Feb2019 | 02:30 | 0.3             | 0.0                | 7291.6            | 0.0              |
| 26Feb2019 | 02:31 | 0.3             | 0.0                | 7291.6            | 0.0              |
| 26Feb2019 | 02:32 | 0.3             | 0.0                | 7291.6            | 0.0              |
| 26Feb2019 | 02:33 | 0.3             | 0.0                | 7291.6            | 0.0              |
| 26Feb2019 | 02:34 | 0.3             | 0.0                | 7291.6            | 0.0              |
| 26Feb2019 | 02:35 | 0.3             | 0.0                | 7291.6            | 0.0              |
| 26Feb2019 | 02:36 | 0.3             | 0.0                | 7291.6            | 0.0              |
| 26Feb2019 | 02:37 | 0.3             | 0.0                | 7291.6            | 0.0              |
| 26Feb2019 | 02:38 | 0.3             | 0.0                | 7291.6            | 0.0              |
| 26Feb2019 | 02:39 | 0.3             | 0.0                | 7291.6            | 0.0              |
| 26Feb2019 | 02:40 | 0.3             | 0.0                | 7291.6            | 0.0              |
| 26Feb2019 | 02:41 | 0.3             | 0.0                | 7291.6            | 0.0              |
| 26Feb2019 | 02:42 | 0.3             | 0.0                | 7291.6            | 0.0              |
| 26Feb2019 | 02:43 | 0.3             | 0.0                | 7291.6            | 0.0              |
| 26Feb2019 | 02:44 | 0.3             | 0.0                | 7291.7            | 0.0              |
| 26Feb2019 | 02:45 | 0.3             | 0.0                | 7291.7            | 0.0              |
| 26Feb2019 | 02:46 | 0.3             | 0.0                | 7291.7            | 0.0              |
| 26Feb2019 | 02:47 | 0.3             | 0.0                | 7291.7            | 0.0              |
| 26Feb2019 | 02:48 | 0.3             | 0.0                | 7291.7            | 0.0              |
| 26Feb2019 | 02:49 | 0.3             | 0.0                | 7291.7            | 0.0              |
| 26Feb2019 | 02:50 | 0.3             | 0.0                | 7291.7            | 0.0              |
| 26Feb2019 | 02:51 | 0.3             | 0.0                | 7291.7            | 0.0              |
| 26Feb2019 | 02:52 | 0.3             | 0.0                | 7291.7            | 0.0              |
| 26Feb2019 | 02:53 | 0.3             | 0.0                | 7291.7            | 0.0              |
| 26Feb2019 | 02:54 | 0.3             | 0.0                | 7291.7            | 0.0              |
| 26Feb2019 | 02:55 | 0.3             | 0.0                | 7291.7            | 0.0              |
| 26Feb2019 | 02:56 | 0.3             | 0.0                | 7291.7            | 0.0              |
| 26Feb2019 | 02:57 | 0.3             | 0.0                | 7291.7            | 0.0              |
| 26Feb2019 | 02:58 | 0.3             | 0.0                | 7291.7            | 0.0              |
| 26Feb2019 | 02:59 | 0.3             | 0.0                | 7291.7            | 0.0              |
| 26Feb2019 | 03:00 | 0.3             | 0.0                | 7291.7            | 0.0              |

| Date      | Time  | Inflow<br>(CFS) | Storage<br>(AC-FT) | Elevation<br>(FT) | Outflow<br>(CFS) |
|-----------|-------|-----------------|--------------------|-------------------|------------------|
| 26Feb2019 | 03:01 | 0.3             | 0.0                | 7291.7            | 0.0              |
| 26Feb2019 | 03:02 | 0.3             | 0.0                | 7291.7            | 0.0              |
| 26Feb2019 | 03:03 | 0.3             | 0.0                | 7291.7            | 0.0              |
| 26Feb2019 | 03:04 | 0.3             | 0.0                | 7291.8            | 0.0              |
| 26Feb2019 | 03:05 | 0.3             | 0.0                | 7291.8            | 0.0              |
| 26Feb2019 | 03:06 | 0.3             | 0.0                | 7291.8            | 0.0              |
| 26Feb2019 | 03:07 | 0.3             | 0.0                | 7291.8            | 0.0              |
| 26Feb2019 | 03:08 | 0.3             | 0.0                | 7291.8            | 0.0              |
| 26Feb2019 | 03:09 | 0.3             | 0.0                | 7291.8            | 0.0              |
| 26Feb2019 | 03:10 | 0.3             | 0.0                | 7291.8            | 0.0              |
| 26Feb2019 | 03:11 | 0.3             | 0.0                | 7291.8            | 0.0              |
| 26Feb2019 | 03:12 | 0.3             | 0.0                | 7291.8            | 0.0              |
| 26Feb2019 | 03:13 | 0.3             | 0.0                | 7291.8            | 0.0              |
| 26Feb2019 | 03:14 | 0.3             | 0.0                | 7291.8            | 0.0              |
| 26Feb2019 | 03:15 | 0.3             | 0.0                | 7291.8            | 0.0              |
| 26Feb2019 | 03:16 | 0.3             | 0.1                | 7291.8            | 0.0              |
| 26Feb2019 | 03:17 | 0.3             | 0.1                | 7291.8            | 0.0              |
| 26Feb2019 | 03:18 | 0.3             | 0.1                | 7291.8            | 0.0              |
| 26Feb2019 | 03:19 | 0.3             | 0.1                | 7291.8            | 0.0              |
| 26Feb2019 | 03:20 | 0.3             | 0.1                | 7291.8            | 0.0              |
| 26Feb2019 | 03:21 | 0.3             | 0.1                | 7291.8            | 0.1              |
| 26Feb2019 | 03:22 | 0.3             | 0.1                | 7291.8            | 0.1              |
| 26Feb2019 | 03:23 | 0.3             | 0.1                | 7291.8            | 0.1              |
| 26Feb2019 | 03:24 | 0.3             | 0.1                | 7291.8            | 0.1              |
| 26Feb2019 | 03:25 | 0.3             | 0.1                | 7291.9            | 0.1              |
| 26Feb2019 | 03:26 | 0.3             | 0.1                | 7291.9            | 0.1              |
| 26Feb2019 | 03:27 | 0.3             | 0.1                | 7291.9            | 0.1              |
| 26Feb2019 | 03:28 | 0.3             | 0.1                | 7291.9            | 0.1              |
| 26Feb2019 | 03:29 | 0.3             | 0.1                | 7291.9            | 0.1              |
| 26Feb2019 | 03:30 | 0.3             | 0.1                | 7291.9            | 0.1              |
| 26Feb2019 | 03:31 | 0.3             | 0.1                | 7291.9            | 0.1              |

| Date      | Time  | Inflow<br>(CFS) | Storage<br>(AC-FT) | Elevation<br>(FT) | Outflow<br>(CFS) |
|-----------|-------|-----------------|--------------------|-------------------|------------------|
| 26Feb2019 | 03:32 | 0.3             | 0.1                | 7291.9            | 0.1              |
| 26Feb2019 | 03:33 | 0.3             | 0.1                | 7291.9            | 0.1              |
| 26Feb2019 | 03:34 | 0.3             | 0.1                | 7291.9            | 0.1              |
| 26Feb2019 | 03:35 | 0.3             | 0.1                | 7291.9            | 0.1              |
| 26Feb2019 | 03:36 | 0.3             | 0.1                | 7291.9            | 0.1              |
| 26Feb2019 | 03:37 | 0.3             | 0.1                | 7291.9            | 0.1              |
| 26Feb2019 | 03:38 | 0.3             | 0.1                | 7291.9            | 0.1              |
| 26Feb2019 | 03:39 | 0.3             | 0.1                | 7291.9            | 0.1              |
| 26Feb2019 | 03:40 | 0.3             | 0.1                | 7291.9            | 0.1              |
| 26Feb2019 | 03:41 | 0.3             | 0.1                | 7291.9            | 0.1              |
| 26Feb2019 | 03:42 | 0.3             | 0.1                | 7291.9            | 0.1              |
| 26Feb2019 | 03:43 | 0.3             | 0.1                | 7291.9            | 0.1              |
| 26Feb2019 | 03:44 | 0.3             | 0.1                | 7291.9            | 0.1              |
| 26Feb2019 | 03:45 | 0.3             | 0.1                | 7292.0            | 0.1              |
| 26Feb2019 | 03:46 | 0.3             | 0.1                | 7292.0            | 0.1              |
| 26Feb2019 | 03:47 | 0.3             | 0.1                | 7292.0            | 0.1              |
| 26Feb2019 | 03:48 | 0.3             | 0.1                | 7292.0            | 0.1              |
| 26Feb2019 | 03:49 | 0.3             | 0.1                | 7292.0            | 0.1              |
| 26Feb2019 | 03:50 | 0.3             | 0.1                | 7292.0            | 0.1              |
| 26Feb2019 | 03:51 | 0.3             | 0.1                | 7292.0            | 0.1              |
| 26Feb2019 | 03:52 | 0.3             | 0.1                | 7292.0            | 0.1              |
| 26Feb2019 | 03:53 | 0.3             | 0.1                | 7292.0            | 0.1              |
| 26Feb2019 | 03:54 | 0.3             | 0.1                | 7292.0            | 0.1              |
| 26Feb2019 | 03:55 | 0.3             | 0.1                | 7292.0            | 0.1              |
| 26Feb2019 | 03:56 | 0.3             | 0.1                | 7292.0            | 0.1              |
| 26Feb2019 | 03:57 | 0.3             | 0.1                | 7292.0            | 0.1              |
| 26Feb2019 | 03:58 | 0.3             | 0.1                | 7292.0            | 0.1              |
| 26Feb2019 | 03:59 | 0.3             | 0.1                | 7292.0            | 0.1              |
| 26Feb2019 | 04:00 | 0.3             | 0.1                | 7292.0            | 0.1              |
| 26Feb2019 | 04:01 | 0.3             | 0.1                | 7292.0            | 0.1              |
| 26Feb2019 | 04:02 | 0.3             | 0.1                | 7292.0            | 0.1              |



| Date      | Time  | Inflow<br>(CFS) | Storage<br>(AC-FT) | Elevation<br>(FT) | Outflow<br>(CFS) |
|-----------|-------|-----------------|--------------------|-------------------|------------------|
| 26Feb2019 | 04:03 | 0.3             | 0.1                | 7292.0            | 0.1              |
| 26Feb2019 | 04:04 | 0.3             | 0.1                | 7292.0            | 0.1              |
| 26Feb2019 | 04:05 | 0.3             | 0.1                | 7292.0            | 0.1              |
| 26Feb2019 | 04:06 | 0.3             | 0.1                | 7292.0            | 0.1              |
| 26Feb2019 | 04:07 | 0.3             | 0.1                | 7292.0            | 0.1              |
| 26Feb2019 | 04:08 | 0.3             | 0.1                | 7292.0            | 0.1              |
| 26Feb2019 | 04:09 | 0.3             | 0.1                | 7292.0            | 0.1              |
| 26Feb2019 | 04:10 | 0.3             | 0.1                | 7292.0            | 0.1              |
| 26Feb2019 | 04:11 | 0.3             | 0.1                | 7292.0            | 0.1              |
| 26Feb2019 | 04:12 | 0.3             | 0.1                | 7292.0            | 0.1              |
| 26Feb2019 | 04:13 | 0.3             | 0.1                | 7292.0            | 0.1              |
| 26Feb2019 | 04:14 | 0.3             | 0.1                | 7292.0            | 0.1              |
| 26Feb2019 | 04:15 | 0.3             | 0.1                | 7292.0            | 0.1              |
| 26Feb2019 | 04:16 | 0.3             | 0.1                | 7292.0            | 0.1              |
| 26Feb2019 | 04:17 | 0.3             | 0.1                | 7292.0            | 0.1              |
| 26Feb2019 | 04:18 | 0.3             | 0.1                | 7292.0            | 0.1              |
| 26Feb2019 | 04:19 | 0.3             | 0.1                | 7292.0            | 0.1              |
| 26Feb2019 | 04:20 | 0.3             | 0.1                | 7292.0            | 0.1              |
| 26Feb2019 | 04:21 | 0.3             | 0.1                | 7292.0            | 0.1              |
| 26Feb2019 | 04:22 | 0.3             | 0.1                | 7292.0            | 0.1              |
| 26Feb2019 | 04:23 | 0.3             | 0.1                | 7292.0            | 0.1              |
| 26Feb2019 | 04:24 | 0.3             | 0.1                | 7292.0            | 0.1              |
| 26Feb2019 | 04:25 | 0.3             | 0.1                | 7292.0            | 0.1              |
| 26Feb2019 | 04:26 | 0.3             | 0.1                | 7292.0            | 0.1              |
| 26Feb2019 | 04:27 | 0.3             | 0.1                | 7292.0            | 0.1              |
| 26Feb2019 | 04:28 | 0.3             | 0.1                | 7292.0            | 0.1              |
| 26Feb2019 | 04:29 | 0.3             | 0.1                | 7292.0            | 0.1              |
| 26Feb2019 | 04:30 | 0.3             | 0.1                | 7292.0            | 0.1              |
| 26Feb2019 | 04:31 | 0.3             | 0.1                | 7292.0            | 0.1              |
| 26Feb2019 | 04:32 | 0.3             | 0.1                | 7292.0            | 0.1              |
| 26Feb2019 | 04:33 | 0.3             | 0.1                | 7292.0            | 0.1              |

| Date      | Time  | Inflow<br>(CFS) | Storage<br>(AC-FT) | Elevation<br>(FT) | Outflow<br>(CFS) |
|-----------|-------|-----------------|--------------------|-------------------|------------------|
| 26Feb2019 | 04:34 | 0.3             | 0.1                | 7292.0            | 0.1              |
| 26Feb2019 | 04:35 | 0.3             | 0.1                | 7292.0            | 0.1              |
| 26Feb2019 | 04:36 | 0.3             | 0.1                | 7292.0            | 0.1              |
| 26Feb2019 | 04:37 | 0.3             | 0.1                | 7292.0            | 0.1              |
| 26Feb2019 | 04:38 | 0.3             | 0.1                | 7292.0            | 0.1              |
| 26Feb2019 | 04:39 | 0.3             | 0.1                | 7292.1            | 0.1              |
| 26Feb2019 | 04:40 | 0.3             | 0.1                | 7292.1            | 0.1              |
| 26Feb2019 | 04:41 | 0.3             | 0.1                | 7292.1            | 0.1              |
| 26Feb2019 | 04:42 | 0.3             | 0.1                | 7292.1            | 0.1              |
| 26Feb2019 | 04:43 | 0.3             | 0.1                | 7292.1            | 0.1              |
| 26Feb2019 | 04:44 | 0.3             | 0.1                | 7292.1            | 0.1              |
| 26Feb2019 | 04:45 | 0.3             | 0.1                | 7292.1            | 0.1              |
| 26Feb2019 | 04:46 | 0.3             | 0.1                | 7292.1            | 0.1              |
| 26Feb2019 | 04:47 | 0.3             | 0.1                | 7292.1            | 0.1              |
| 26Feb2019 | 04:48 | 0.3             | 0.1                | 7292.1            | 0.1              |
| 26Feb2019 | 04:49 | 0.3             | 0.1                | 7292.1            | 0.1              |
| 26Feb2019 | 04:50 | 0.3             | 0.1                | 7292.1            | 0.1              |
| 26Feb2019 | 04:51 | 0.3             | 0.1                | 7292.1            | 0.1              |
| 26Feb2019 | 04:52 | 0.3             | 0.1                | 7292.1            | 0.1              |
| 26Feb2019 | 04:53 | 0.3             | 0.1                | 7292.1            | 0.1              |
| 26Feb2019 | 04:54 | 0.3             | 0.1                | 7292.1            | 0.1              |
| 26Feb2019 | 04:55 | 0.3             | 0.1                | 7292.1            | 0.1              |
| 26Feb2019 | 04:56 | 0.3             | 0.1                | 7292.1            | 0.1              |
| 26Feb2019 | 04:57 | 0.3             | 0.1                | 7292.1            | 0.1              |
| 26Feb2019 | 04:58 | 0.3             | 0.1                | 7292.1            | 0.1              |
| 26Feb2019 | 04:59 | 0.3             | 0.1                | 7292.1            | 0.1              |
| 26Feb2019 | 05:00 | 0.3             | 0.1                | 7292.1            | 0.1              |
| 26Feb2019 | 05:01 | 0.3             | 0.1                | 7292.1            | 0.1              |
| 26Feb2019 | 05:02 | 0.3             | 0.1                | 7292.1            | 0.1              |
| 26Feb2019 | 05:03 | 0.3             | 0.1                | 7292.1            | 0.1              |
| 26Feb2019 | 05:04 | 0.3             | 0.1                | 7292.1            | 0.1              |

| Date      | Time  | Inflow<br>(CFS) | Storage<br>(AC-FT) | Elevation<br>(FT) | Outflow<br>(CFS) |
|-----------|-------|-----------------|--------------------|-------------------|------------------|
| 26Feb2019 | 05:05 | 0.3             | 0.1                | 7292.1            | 0.1              |
| 26Feb2019 | 05:06 | 0.3             | 0.1                | 7292.1            | 0.1              |
| 26Feb2019 | 05:07 | 0.3             | 0.1                | 7292.1            | 0.1              |
| 26Feb2019 | 05:08 | 0.3             | 0.1                | 7292.1            | 0.1              |
| 26Feb2019 | 05:09 | 0.3             | 0.1                | 7292.1            | 0.1              |
| 26Feb2019 | 05:10 | 0.3             | 0.1                | 7292.1            | 0.1              |
| 26Feb2019 | 05:11 | 0.3             | 0.1                | 7292.1            | 0.1              |
| 26Feb2019 | 05:12 | 0.3             | 0.1                | 7292.1            | 0.1              |
| 26Feb2019 | 05:13 | 0.3             | 0.1                | 7292.1            | 0.1              |
| 26Feb2019 | 05:14 | 0.3             | 0.1                | 7292.1            | 0.1              |
| 26Feb2019 | 05:15 | 0.3             | 0.1                | 7292.1            | 0.1              |
| 26Feb2019 | 05:16 | 0.3             | 0.1                | 7292.1            | 0.1              |
| 26Feb2019 | 05:17 | 0.3             | 0.1                | 7292.1            | 0.1              |
| 26Feb2019 | 05:18 | 0.3             | 0.1                | 7292.1            | 0.1              |
| 26Feb2019 | 05:19 | 0.3             | 0.1                | 7292.1            | 0.1              |
| 26Feb2019 | 05:20 | 0.3             | 0.1                | 7292.1            | 0.1              |
| 26Feb2019 | 05:21 | 0.3             | 0.1                | 7292.1            | 0.1              |
| 26Feb2019 | 05:22 | 0.3             | 0.1                | 7292.1            | 0.1              |
| 26Feb2019 | 05:23 | 0.3             | 0.1                | 7292.1            | 0.1              |
| 26Feb2019 | 05:24 | 0.3             | 0.1                | 7292.1            | 0.1              |
| 26Feb2019 | 05:25 | 0.3             | 0.1                | 7292.1            | 0.1              |
| 26Feb2019 | 05:26 | 0.3             | 0.1                | 7292.1            | 0.1              |
| 26Feb2019 | 05:27 | 0.3             | 0.1                | 7292.1            | 0.1              |
| 26Feb2019 | 05:28 | 0.3             | 0.1                | 7292.1            | 0.1              |
| 26Feb2019 | 05:29 | 0.3             | 0.1                | 7292.1            | 0.1              |
| 26Feb2019 | 05:30 | 0.3             | 0.1                | 7292.1            | 0.1              |
| 26Feb2019 | 05:31 | 0.3             | 0.1                | 7292.1            | 0.1              |
| 26Feb2019 | 05:32 | 0.3             | 0.1                | 7292.1            | 0.1              |
| 26Feb2019 | 05:33 | 0.3             | 0.1                | 7292.1            | 0.1              |
| 26Feb2019 | 05:34 | 0.3             | 0.1                | 7292.1            | 0.1              |
| 26Feb2019 | 05:35 | 0.3             | 0.1                | 7292.1            | 0.1              |

| Date      | Time  | Inflow<br>(CFS) | Storage<br>(AC-FT) | Elevation<br>(FT) | Outflow<br>(CFS) |
|-----------|-------|-----------------|--------------------|-------------------|------------------|
| 26Feb2019 | 05:36 | 0.3             | 0.1                | 7292.1            | 0.1              |
| 26Feb2019 | 05:37 | 0.3             | 0.1                | 7292.1            | 0.1              |
| 26Feb2019 | 05:38 | 0.3             | 0.1                | 7292.1            | 0.1              |
| 26Feb2019 | 05:39 | 0.3             | 0.1                | 7292.1            | 0.1              |
| 26Feb2019 | 05:40 | 0.3             | 0.1                | 7292.1            | 0.1              |
| 26Feb2019 | 05:41 | 0.4             | 0.1                | 7292.1            | 0.1              |
| 26Feb2019 | 05:42 | 0.4             | 0.1                | 7292.1            | 0.1              |
| 26Feb2019 | 05:43 | 0.4             | 0.1                | 7292.1            | 0.1              |
| 26Feb2019 | 05:44 | 0.4             | 0.1                | 7292.1            | 0.1              |
| 26Feb2019 | 05:45 | 0.4             | 0.1                | 7292.1            | 0.1              |
| 26Feb2019 | 05:46 | 0.4             | 0.1                | 7292.1            | 0.1              |
| 26Feb2019 | 05:47 | 0.4             | 0.1                | 7292.1            | 0.1              |
| 26Feb2019 | 05:48 | 0.4             | 0.1                | 7292.1            | 0.1              |
| 26Feb2019 | 05:49 | 0.4             | 0.1                | 7292.1            | 0.1              |
| 26Feb2019 | 05:50 | 0.4             | 0.1                | 7292.1            | 0.1              |
| 26Feb2019 | 05:51 | 0.4             | 0.1                | 7292.1            | 0.1              |
| 26Feb2019 | 05:52 | 0.4             | 0.1                | 7292.1            | 0.1              |
| 26Feb2019 | 05:53 | 0.4             | 0.1                | 7292.1            | 0.1              |
| 26Feb2019 | 05:54 | 0.4             | 0.1                | 7292.1            | 0.1              |
| 26Feb2019 | 05:55 | 0.4             | 0.1                | 7292.1            | 0.1              |
| 26Feb2019 | 05:56 | 0.4             | 0.1                | 7292.1            | 0.1              |
| 26Feb2019 | 05:57 | 0.4             | 0.1                | 7292.2            | 0.1              |
| 26Feb2019 | 05:58 | 0.4             | 0.1                | 7292.2            | 0.1              |
| 26Feb2019 | 05:59 | 0.4             | 0.1                | 7292.2            | 0.1              |
| 26Feb2019 | 06:00 | 0.4             | 0.1                | 7292.2            | 0.1              |
| 26Feb2019 | 06:01 | 0.4             | 0.1                | 7292.2            | 0.1              |
| 26Feb2019 | 06:02 | 0.4             | 0.1                | 7292.2            | 0.1              |
| 26Feb2019 | 06:03 | 0.4             | 0.1                | 7292.2            | 0.1              |
| 26Feb2019 | 06:04 | 0.4             | 0.1                | 7292.2            | 0.1              |
| 26Feb2019 | 06:05 | 0.4             | 0.1                | 7292.2            | 0.1              |
| 26Feb2019 | 06:06 | 0.4             | 0.1                | 7292.2            | 0.1              |

| Date      | Time  | Inflow<br>(CFS) | Storage<br>(AC-FT) | Elevation<br>(FT) | Outflow<br>(CFS) |
|-----------|-------|-----------------|--------------------|-------------------|------------------|
| 26Feb2019 | 06:07 | 0.4             | 0.1                | 7292.2            | 0.1              |
| 26Feb2019 | 06:08 | 0.4             | 0.1                | 7292.2            | 0.1              |
| 26Feb2019 | 06:09 | 0.4             | 0.1                | 7292.2            | 0.1              |
| 26Feb2019 | 06:10 | 0.4             | 0.1                | 7292.2            | 0.1              |
| 26Feb2019 | 06:11 | 0.4             | 0.1                | 7292.2            | 0.1              |
| 26Feb2019 | 06:12 | 0.4             | 0.1                | 7292.2            | 0.1              |
| 26Feb2019 | 06:13 | 0.4             | 0.1                | 7292.2            | 0.1              |
| 26Feb2019 | 06:14 | 0.4             | 0.1                | 7292.2            | 0.1              |
| 26Feb2019 | 06:15 | 0.4             | 0.1                | 7292.2            | 0.1              |
| 26Feb2019 | 06:16 | 0.4             | 0.1                | 7292.2            | 0.1              |
| 26Feb2019 | 06:17 | 0.4             | 0.1                | 7292.2            | 0.1              |
| 26Feb2019 | 06:18 | 0.4             | 0.1                | 7292.2            | 0.1              |
| 26Feb2019 | 06:19 | 0.4             | 0.1                | 7292.2            | 0.1              |
| 26Feb2019 | 06:20 | 0.4             | 0.1                | 7292.2            | 0.1              |
| 26Feb2019 | 06:21 | 0.4             | 0.1                | 7292.2            | 0.1              |
| 26Feb2019 | 06:22 | 0.4             | 0.1                | 7292.2            | 0.1              |
| 26Feb2019 | 06:23 | 0.4             | 0.1                | 7292.2            | 0.1              |
| 26Feb2019 | 06:24 | 0.4             | 0.1                | 7292.2            | 0.1              |
| 26Feb2019 | 06:25 | 0.4             | 0.1                | 7292.2            | 0.1              |
| 26Feb2019 | 06:26 | 0.4             | 0.1                | 7292.2            | 0.1              |
| 26Feb2019 | 06:27 | 0.4             | 0.1                | 7292.2            | 0.1              |
| 26Feb2019 | 06:28 | 0.4             | 0.1                | 7292.2            | 0.1              |
| 26Feb2019 | 06:29 | 0.4             | 0.1                | 7292.2            | 0.1              |
| 26Feb2019 | 06:30 | 0.4             | 0.1                | 7292.2            | 0.1              |
| 26Feb2019 | 06:31 | 0.4             | 0.1                | 7292.2            | 0.1              |
| 26Feb2019 | 06:32 | 0.4             | 0.1                | 7292.2            | 0.1              |
| 26Feb2019 | 06:33 | 0.4             | 0.1                | 7292.2            | 0.1              |
| 26Feb2019 | 06:34 | 0.4             | 0.1                | 7292.2            | 0.1              |
| 26Feb2019 | 06:35 | 0.4             | 0.1                | 7292.2            | 0.1              |
| 26Feb2019 | 06:36 | 0.4             | 0.1                | 7292.2            | 0.1              |
| 26Feb2019 | 06:37 | 0.4             | 0.1                | 7292.2            | 0.1              |

| Date      | Time  | Inflow<br>(CFS) | Storage<br>(AC-FT) | Elevation<br>(FT) | Outflow<br>(CFS) |
|-----------|-------|-----------------|--------------------|-------------------|------------------|
| 26Feb2019 | 06:38 | 0.4             | 0.1                | 7292.2            | 0.1              |
| 26Feb2019 | 06:39 | 0.4             | 0.1                | 7292.2            | 0.1              |
| 26Feb2019 | 06:40 | 0.4             | 0.1                | 7292.2            | 0.1              |
| 26Feb2019 | 06:41 | 0.4             | 0.1                | 7292.2            | 0.1              |
| 26Feb2019 | 06:42 | 0.4             | 0.1                | 7292.2            | 0.1              |
| 26Feb2019 | 06:43 | 0.4             | 0.1                | 7292.2            | 0.1              |
| 26Feb2019 | 06:44 | 0.4             | 0.1                | 7292.2            | 0.1              |
| 26Feb2019 | 06:45 | 0.4             | 0.1                | 7292.2            | 0.1              |
| 26Feb2019 | 06:46 | 0.4             | 0.1                | 7292.2            | 0.1              |
| 26Feb2019 | 06:47 | 0.4             | 0.1                | 7292.2            | 0.1              |
| 26Feb2019 | 06:48 | 0.4             | 0.1                | 7292.2            | 0.1              |
| 26Feb2019 | 06:49 | 0.4             | 0.1                | 7292.2            | 0.1              |
| 26Feb2019 | 06:50 | 0.4             | 0.1                | 7292.2            | 0.1              |
| 26Feb2019 | 06:51 | 0.4             | 0.1                | 7292.2            | 0.1              |
| 26Feb2019 | 06:52 | 0.4             | 0.1                | 7292.2            | 0.1              |
| 26Feb2019 | 06:53 | 0.4             | 0.1                | 7292.2            | 0.1              |
| 26Feb2019 | 06:54 | 0.4             | 0.1                | 7292.2            | 0.1              |
| 26Feb2019 | 06:55 | 0.4             | 0.1                | 7292.2            | 0.1              |
| 26Feb2019 | 06:56 | 0.4             | 0.1                | 7292.2            | 0.1              |
| 26Feb2019 | 06:57 | 0.4             | 0.1                | 7292.2            | 0.1              |
| 26Feb2019 | 06:58 | 0.4             | 0.1                | 7292.2            | 0.1              |
| 26Feb2019 | 06:59 | 0.4             | 0.1                | 7292.2            | 0.1              |
| 26Feb2019 | 07:00 | 0.4             | 0.1                | 7292.2            | 0.1              |
| 26Feb2019 | 07:01 | 0.4             | 0.1                | 7292.2            | 0.1              |
| 26Feb2019 | 07:02 | 0.4             | 0.1                | 7292.2            | 0.1              |
| 26Feb2019 | 07:03 | 0.4             | 0.1                | 7292.2            | 0.1              |
| 26Feb2019 | 07:04 | 0.4             | 0.1                | 7292.3            | 0.1              |
| 26Feb2019 | 07:05 | 0.4             | 0.1                | 7292.3            | 0.1              |
| 26Feb2019 | 07:06 | 0.4             | 0.1                | 7292.3            | 0.1              |
| 26Feb2019 | 07:07 | 0.4             | 0.1                | 7292.3            | 0.1              |
| 26Feb2019 | 07:08 | 0.4             | 0.1                | 7292.3            | 0.1              |

| Date      | Time  | Inflow<br>(CFS) | Storage<br>(AC-FT) | Elevation<br>(FT) | Outflow<br>(CFS) |
|-----------|-------|-----------------|--------------------|-------------------|------------------|
| 26Feb2019 | 07:09 | 0.4             | 0.1                | 7292.3            | 0.1              |
| 26Feb2019 | 07:10 | 0.4             | 0.1                | 7292.3            | 0.1              |
| 26Feb2019 | 07:11 | 0.4             | 0.1                | 7292.3            | 0.1              |
| 26Feb2019 | 07:12 | 0.4             | 0.1                | 7292.3            | 0.1              |
| 26Feb2019 | 07:13 | 0.4             | 0.1                | 7292.3            | 0.1              |
| 26Feb2019 | 07:14 | 0.4             | 0.1                | 7292.3            | 0.1              |
| 26Feb2019 | 07:15 | 0.4             | 0.1                | 7292.3            | 0.1              |
| 26Feb2019 | 07:16 | 0.4             | 0.1                | 7292.3            | 0.1              |
| 26Feb2019 | 07:17 | 0.4             | 0.1                | 7292.3            | 0.1              |
| 26Feb2019 | 07:18 | 0.4             | 0.1                | 7292.3            | 0.1              |
| 26Feb2019 | 07:19 | 0.4             | 0.1                | 7292.3            | 0.1              |
| 26Feb2019 | 07:20 | 0.4             | 0.1                | 7292.3            | 0.1              |
| 26Feb2019 | 07:21 | 0.4             | 0.1                | 7292.3            | 0.1              |
| 26Feb2019 | 07:22 | 0.4             | 0.1                | 7292.3            | 0.1              |
| 26Feb2019 | 07:23 | 0.4             | 0.1                | 7292.3            | 0.1              |
| 26Feb2019 | 07:24 | 0.4             | 0.1                | 7292.3            | 0.1              |
| 26Feb2019 | 07:25 | 0.4             | 0.1                | 7292.3            | 0.1              |
| 26Feb2019 | 07:26 | 0.4             | 0.1                | 7292.3            | 0.1              |
| 26Feb2019 | 07:27 | 0.4             | 0.1                | 7292.3            | 0.1              |
| 26Feb2019 | 07:28 | 0.4             | 0.1                | 7292.3            | 0.1              |
| 26Feb2019 | 07:29 | 0.4             | 0.1                | 7292.3            | 0.1              |
| 26Feb2019 | 07:30 | 0.4             | 0.1                | 7292.3            | 0.1              |
| 26Feb2019 | 07:31 | 0.4             | 0.1                | 7292.3            | 0.1              |
| 26Feb2019 | 07:32 | 0.4             | 0.1                | 7292.3            | 0.1              |
| 26Feb2019 | 07:33 | 0.4             | 0.1                | 7292.3            | 0.1              |
| 26Feb2019 | 07:34 | 0.4             | 0.1                | 7292.3            | 0.1              |
| 26Feb2019 | 07:35 | 0.4             | 0.1                | 7292.3            | 0.1              |
| 26Feb2019 | 07:36 | 0.4             | 0.1                | 7292.3            | 0.1              |
| 26Feb2019 | 07:37 | 0.4             | 0.1                | 7292.3            | 0.1              |
| 26Feb2019 | 07:38 | 0.4             | 0.1                | 7292.3            | 0.1              |
| 26Feb2019 | 07:39 | 0.4             | 0.1                | 7292.3            | 0.1              |

| Date      | Time  | Inflow<br>(CFS) | Storage<br>(AC-FT) | Elevation<br>(FT) | Outflow<br>(CFS) |
|-----------|-------|-----------------|--------------------|-------------------|------------------|
| 26Feb2019 | 07:40 | 0.4             | 0.1                | 7292.3            | 0.1              |
| 26Feb2019 | 07:41 | 0.4             | 0.2                | 7292.3            | 0.1              |
| 26Feb2019 | 07:42 | 0.4             | 0.2                | 7292.3            | 0.1              |
| 26Feb2019 | 07:43 | 0.4             | 0.2                | 7292.3            | 0.1              |
| 26Feb2019 | 07:44 | 0.4             | 0.2                | 7292.3            | 0.1              |
| 26Feb2019 | 07:45 | 0.4             | 0.2                | 7292.3            | 0.1              |
| 26Feb2019 | 07:46 | 0.4             | 0.2                | 7292.3            | 0.1              |
| 26Feb2019 | 07:47 | 0.4             | 0.2                | 7292.3            | 0.1              |
| 26Feb2019 | 07:48 | 0.4             | 0.2                | 7292.3            | 0.1              |
| 26Feb2019 | 07:49 | 0.4             | 0.2                | 7292.3            | 0.1              |
| 26Feb2019 | 07:50 | 0.4             | 0.2                | 7292.3            | 0.1              |
| 26Feb2019 | 07:51 | 0.4             | 0.2                | 7292.3            | 0.1              |
| 26Feb2019 | 07:52 | 0.4             | 0.2                | 7292.3            | 0.1              |
| 26Feb2019 | 07:53 | 0.4             | 0.2                | 7292.3            | 0.1              |
| 26Feb2019 | 07:54 | 0.4             | 0.2                | 7292.3            | 0.1              |
| 26Feb2019 | 07:55 | 0.4             | 0.2                | 7292.3            | 0.1              |
| 26Feb2019 | 07:56 | 0.4             | 0.2                | 7292.3            | 0.1              |
| 26Feb2019 | 07:57 | 0.4             | 0.2                | 7292.3            | 0.1              |
| 26Feb2019 | 07:58 | 0.4             | 0.2                | 7292.3            | 0.1              |
| 26Feb2019 | 07:59 | 0.4             | 0.2                | 7292.3            | 0.1              |
| 26Feb2019 | 08:00 | 0.4             | 0.2                | 7292.3            | 0.1              |
| 26Feb2019 | 08:01 | 0.4             | 0.2                | 7292.3            | 0.1              |
| 26Feb2019 | 08:02 | 0.4             | 0.2                | 7292.3            | 0.1              |
| 26Feb2019 | 08:03 | 0.4             | 0.2                | 7292.3            | 0.1              |
| 26Feb2019 | 08:04 | 0.5             | 0.2                | 7292.3            | 0.1              |
| 26Feb2019 | 08:05 | 0.5             | 0.2                | 7292.4            | 0.1              |
| 26Feb2019 | 08:06 | 0.5             | 0.2                | 7292.4            | 0.1              |
| 26Feb2019 | 08:07 | 0.5             | 0.2                | 7292.4            | 0.1              |
| 26Feb2019 | 08:08 | 0.5             | 0.2                | 7292.4            | 0.1              |
| 26Feb2019 | 08:09 | 0.5             | 0.2                | 7292.4            | 0.1              |
| 26Feb2019 | 08:10 | 0.5             | 0.2                | 7292.4            | 0.1              |



| Date      | Time  | Inflow<br>(CFS) | Storage<br>(AC-FT) | Elevation<br>(FT) | Outflow<br>(CFS) |
|-----------|-------|-----------------|--------------------|-------------------|------------------|
| 26Feb2019 | 08:11 | 0.5             | 0.2                | 7292.4            | 0.1              |
| 26Feb2019 | 08:12 | 0.5             | 0.2                | 7292.4            | 0.1              |
| 26Feb2019 | 08:13 | 0.5             | 0.2                | 7292.4            | 0.1              |
| 26Feb2019 | 08:14 | 0.5             | 0.2                | 7292.4            | 0.1              |
| 26Feb2019 | 08:15 | 0.5             | 0.2                | 7292.4            | 0.1              |
| 26Feb2019 | 08:16 | 0.5             | 0.2                | 7292.4            | 0.1              |
| 26Feb2019 | 08:17 | 0.5             | 0.2                | 7292.4            | 0.1              |
| 26Feb2019 | 08:18 | 0.5             | 0.2                | 7292.4            | 0.1              |
| 26Feb2019 | 08:19 | 0.5             | 0.2                | 7292.4            | 0.1              |
| 26Feb2019 | 08:20 | 0.5             | 0.2                | 7292.4            | 0.1              |
| 26Feb2019 | 08:21 | 0.5             | 0.2                | 7292.4            | 0.1              |
| 26Feb2019 | 08:22 | 0.5             | 0.2                | 7292.4            | 0.1              |
| 26Feb2019 | 08:23 | 0.5             | 0.2                | 7292.4            | 0.1              |
| 26Feb2019 | 08:24 | 0.5             | 0.2                | 7292.4            | 0.1              |
| 26Feb2019 | 08:25 | 0.5             | 0.2                | 7292.4            | 0.1              |
| 26Feb2019 | 08:26 | 0.5             | 0.2                | 7292.4            | 0.1              |
| 26Feb2019 | 08:27 | 0.5             | 0.2                | 7292.4            | 0.1              |
| 26Feb2019 | 08:28 | 0.5             | 0.2                | 7292.4            | 0.1              |
| 26Feb2019 | 08:29 | 0.5             | 0.2                | 7292.4            | 0.1              |
| 26Feb2019 | 08:30 | 0.5             | 0.2                | 7292.4            | 0.1              |
| 26Feb2019 | 08:31 | 0.5             | 0.2                | 7292.4            | 0.1              |
| 26Feb2019 | 08:32 | 0.5             | 0.2                | 7292.4            | 0.1              |
| 26Feb2019 | 08:33 | 0.5             | 0.2                | 7292.4            | 0.1              |
| 26Feb2019 | 08:34 | 0.5             | 0.2                | 7292.4            | 0.1              |
| 26Feb2019 | 08:35 | 0.5             | 0.2                | 7292.4            | 0.1              |
| 26Feb2019 | 08:36 | 0.5             | 0.2                | 7292.4            | 0.1              |
| 26Feb2019 | 08:37 | 0.5             | 0.2                | 7292.4            | 0.1              |
| 26Feb2019 | 08:38 | 0.5             | 0.2                | 7292.4            | 0.1              |
| 26Feb2019 | 08:39 | 0.5             | 0.2                | 7292.4            | 0.1              |
| 26Feb2019 | 08:40 | 0.5             | 0.2                | 7292.4            | 0.1              |
| 26Feb2019 | 08:41 | 0.5             | 0.2                | 7292.4            | 0.1              |

| Date      | Time  | Inflow<br>(CFS) | Storage<br>(AC-FT) | Elevation<br>(FT) | Outflow<br>(CFS) |
|-----------|-------|-----------------|--------------------|-------------------|------------------|
| 26Feb2019 | 08:42 | 0.5             | 0.2                | 7292.4            | 0.1              |
| 26Feb2019 | 08:43 | 0.5             | 0.2                | 7292.4            | 0.1              |
| 26Feb2019 | 08:44 | 0.6             | 0.2                | 7292.4            | 0.1              |
| 26Feb2019 | 08:45 | 0.6             | 0.2                | 7292.4            | 0.1              |
| 26Feb2019 | 08:46 | 0.6             | 0.2                | 7292.4            | 0.1              |
| 26Feb2019 | 08:47 | 0.6             | 0.2                | 7292.4            | 0.1              |
| 26Feb2019 | 08:48 | 0.6             | 0.2                | 7292.4            | 0.1              |
| 26Feb2019 | 08:49 | 0.6             | 0.2                | 7292.4            | 0.1              |
| 26Feb2019 | 08:50 | 0.6             | 0.2                | 7292.4            | 0.1              |
| 26Feb2019 | 08:51 | 0.6             | 0.2                | 7292.4            | 0.1              |
| 26Feb2019 | 08:52 | 0.6             | 0.2                | 7292.4            | 0.1              |
| 26Feb2019 | 08:53 | 0.6             | 0.2                | 7292.4            | 0.1              |
| 26Feb2019 | 08:54 | 0.6             | 0.2                | 7292.5            | 0.1              |
| 26Feb2019 | 08:55 | 0.6             | 0.2                | 7292.5            | 0.1              |
| 26Feb2019 | 08:56 | 0.6             | 0.2                | 7292.5            | 0.1              |
| 26Feb2019 | 08:57 | 0.6             | 0.2                | 7292.5            | 0.1              |
| 26Feb2019 | 08:58 | 0.6             | 0.2                | 7292.5            | 0.1              |
| 26Feb2019 | 08:59 | 0.6             | 0.2                | 7292.5            | 0.1              |
| 26Feb2019 | 09:00 | 0.6             | 0.2                | 7292.5            | 0.1              |
| 26Feb2019 | 09:01 | 0.6             | 0.2                | 7292.5            | 0.1              |
| 26Feb2019 | 09:02 | 0.6             | 0.2                | 7292.5            | 0.1              |
| 26Feb2019 | 09:03 | 0.6             | 0.2                | 7292.5            | 0.1              |
| 26Feb2019 | 09:04 | 0.6             | 0.2                | 7292.5            | 0.1              |
| 26Feb2019 | 09:05 | 0.6             | 0.2                | 7292.5            | 0.1              |
| 26Feb2019 | 09:06 | 0.6             | 0.2                | 7292.5            | 0.1              |
| 26Feb2019 | 09:07 | 0.6             | 0.2                | 7292.5            | 0.1              |
| 26Feb2019 | 09:08 | 0.6             | 0.2                | 7292.5            | 0.1              |
| 26Feb2019 | 09:09 | 0.6             | 0.2                | 7292.5            | 0.1              |
| 26Feb2019 | 09:10 | 0.6             | 0.2                | 7292.5            | 0.1              |
| 26Feb2019 | 09:11 | 0.6             | 0.2                | 7292.5            | 0.1              |
| 26Feb2019 | 09:12 | 0.6             | 0.2                | 7292.5            | 0.1              |

| Date      | Time  | Inflow<br>(CFS) | Storage<br>(AC-FT) | Elevation<br>(FT) | Outflow<br>(CFS) |
|-----------|-------|-----------------|--------------------|-------------------|------------------|
| 26Feb2019 | 09:13 | 0.6             | 0.2                | 7292.5            | 0.1              |
| 26Feb2019 | 09:14 | 0.6             | 0.2                | 7292.5            | 0.1              |
| 26Feb2019 | 09:15 | 0.6             | 0.2                | 7292.5            | 0.1              |
| 26Feb2019 | 09:16 | 0.7             | 0.2                | 7292.5            | 0.1              |
| 26Feb2019 | 09:17 | 0.7             | 0.2                | 7292.5            | 0.1              |
| 26Feb2019 | 09:18 | 0.7             | 0.2                | 7292.5            | 0.1              |
| 26Feb2019 | 09:19 | 0.7             | 0.2                | 7292.5            | 0.1              |
| 26Feb2019 | 09:20 | 0.7             | 0.2                | 7292.5            | 0.1              |
| 26Feb2019 | 09:21 | 0.7             | 0.2                | 7292.5            | 0.1              |
| 26Feb2019 | 09:22 | 0.7             | 0.2                | 7292.5            | 0.1              |
| 26Feb2019 | 09:23 | 0.7             | 0.2                | 7292.5            | 0.1              |
| 26Feb2019 | 09:24 | 0.7             | 0.2                | 7292.5            | 0.1              |
| 26Feb2019 | 09:25 | 0.7             | 0.2                | 7292.5            | 0.1              |
| 26Feb2019 | 09:26 | 0.7             | 0.2                | 7292.5            | 0.1              |
| 26Feb2019 | 09:27 | 0.7             | 0.2                | 7292.5            | 0.1              |
| 26Feb2019 | 09:28 | 0.7             | 0.2                | 7292.5            | 0.1              |
| 26Feb2019 | 09:29 | 0.7             | 0.2                | 7292.5            | 0.1              |
| 26Feb2019 | 09:30 | 0.7             | 0.2                | 7292.5            | 0.1              |
| 26Feb2019 | 09:31 | 0.7             | 0.2                | 7292.5            | 0.1              |
| 26Feb2019 | 09:32 | 0.7             | 0.2                | 7292.5            | 0.1              |
| 26Feb2019 | 09:33 | 0.7             | 0.2                | 7292.6            | 0.1              |
| 26Feb2019 | 09:34 | 0.7             | 0.2                | 7292.6            | 0.1              |
| 26Feb2019 | 09:35 | 0.7             | 0.2                | 7292.6            | 0.1              |
| 26Feb2019 | 09:36 | 0.7             | 0.2                | 7292.6            | 0.1              |
| 26Feb2019 | 09:37 | 0.7             | 0.2                | 7292.6            | 0.1              |
| 26Feb2019 | 09:38 | 0.7             | 0.2                | 7292.6            | 0.1              |
| 26Feb2019 | 09:39 | 0.7             | 0.2                | 7292.6            | 0.1              |
| 26Feb2019 | 09:40 | 0.7             | 0.2                | 7292.6            | 0.1              |
| 26Feb2019 | 09:41 | 0.7             | 0.2                | 7292.6            | 0.1              |
| 26Feb2019 | 09:42 | 0.7             | 0.2                | 7292.6            | 0.1              |
| 26Feb2019 | 09:43 | 0.7             | 0.2                | 7292.6            | 0.1              |

| Date      | Time  | Inflow<br>(CFS) | Storage<br>(AC-FT) | Elevation<br>(FT) | Outflow<br>(CFS) |
|-----------|-------|-----------------|--------------------|-------------------|------------------|
| 26Feb2019 | 09:44 | 0.7             | 0.2                | 7292.6            | 0.1              |
| 26Feb2019 | 09:45 | 0.7             | 0.2                | 7292.6            | 0.1              |
| 26Feb2019 | 09:46 | 0.7             | 0.2                | 7292.6            | 0.1              |
| 26Feb2019 | 09:47 | 0.7             | 0.2                | 7292.6            | 0.1              |
| 26Feb2019 | 09:48 | 0.7             | 0.2                | 7292.6            | 0.1              |
| 26Feb2019 | 09:49 | 0.7             | 0.2                | 7292.6            | 0.1              |
| 26Feb2019 | 09:50 | 0.7             | 0.2                | 7292.6            | 0.1              |
| 26Feb2019 | 09:51 | 0.7             | 0.2                | 7292.6            | 0.1              |
| 26Feb2019 | 09:52 | 0.7             | 0.2                | 7292.6            | 0.1              |
| 26Feb2019 | 09:53 | 0.7             | 0.2                | 7292.6            | 0.1              |
| 26Feb2019 | 09:54 | 0.7             | 0.2                | 7292.6            | 0.1              |
| 26Feb2019 | 09:55 | 0.7             | 0.2                | 7292.6            | 0.1              |
| 26Feb2019 | 09:56 | 0.7             | 0.2                | 7292.6            | 0.1              |
| 26Feb2019 | 09:57 | 0.7             | 0.2                | 7292.6            | 0.1              |
| 26Feb2019 | 09:58 | 0.7             | 0.2                | 7292.6            | 0.1              |
| 26Feb2019 | 09:59 | 0.7             | 0.2                | 7292.6            | 0.1              |
| 26Feb2019 | 10:00 | 0.7             | 0.2                | 7292.6            | 0.1              |
| 26Feb2019 | 10:01 | 0.8             | 0.2                | 7292.6            | 0.1              |
| 26Feb2019 | 10:02 | 0.8             | 0.2                | 7292.6            | 0.1              |
| 26Feb2019 | 10:03 | 0.8             | 0.2                | 7292.6            | 0.1              |
| 26Feb2019 | 10:04 | 0.8             | 0.2                | 7292.6            | 0.1              |
| 26Feb2019 | 10:05 | 0.8             | 0.2                | 7292.6            | 0.1              |
| 26Feb2019 | 10:06 | 0.8             | 0.2                | 7292.6            | 0.1              |
| 26Feb2019 | 10:07 | 0.8             | 0.2                | 7292.6            | 0.1              |
| 26Feb2019 | 10:08 | 0.8             | 0.2                | 7292.7            | 0.1              |
| 26Feb2019 | 10:09 | 0.8             | 0.2                | 7292.7            | 0.1              |
| 26Feb2019 | 10:10 | 0.8             | 0.2                | 7292.7            | 0.1              |
| 26Feb2019 | 10:11 | 0.8             | 0.3                | 7292.7            | 0.1              |
| 26Feb2019 | 10:12 | 0.8             | 0.3                | 7292.7            | 0.1              |
| 26Feb2019 | 10:13 | 0.8             | 0.3                | 7292.7            | 0.1              |
| 26Feb2019 | 10:14 | 0.8             | 0.3                | 7292.7            | 0.1              |

| Date      | Time  | Inflow<br>(CFS) | Storage<br>(AC-FT) | Elevation<br>(FT) | Outflow<br>(CFS) |
|-----------|-------|-----------------|--------------------|-------------------|------------------|
| 26Feb2019 | 10:15 | 0.8             | 0.3                | 7292.7            | 0.1              |
| 26Feb2019 | 10:16 | 0.8             | 0.3                | 7292.7            | 0.1              |
| 26Feb2019 | 10:17 | 0.9             | 0.3                | 7292.7            | 0.1              |
| 26Feb2019 | 10:18 | 0.9             | 0.3                | 7292.7            | 0.1              |
| 26Feb2019 | 10:19 | 0.9             | 0.3                | 7292.7            | 0.1              |
| 26Feb2019 | 10:20 | 0.9             | 0.3                | 7292.7            | 0.1              |
| 26Feb2019 | 10:21 | 0.9             | 0.3                | 7292.7            | 0.1              |
| 26Feb2019 | 10:22 | 0.9             | 0.3                | 7292.7            | 0.1              |
| 26Feb2019 | 10:23 | 0.9             | 0.3                | 7292.7            | 0.1              |
| 26Feb2019 | 10:24 | 0.9             | 0.3                | 7292.7            | 0.1              |
| 26Feb2019 | 10:25 | 0.9             | 0.3                | 7292.7            | 0.1              |
| 26Feb2019 | 10:26 | 0.9             | 0.3                | 7292.7            | 0.1              |
| 26Feb2019 | 10:27 | 0.9             | 0.3                | 7292.7            | 0.1              |
| 26Feb2019 | 10:28 | 0.9             | 0.3                | 7292.7            | 0.1              |
| 26Feb2019 | 10:29 | 0.9             | 0.3                | 7292.7            | 0.1              |
| 26Feb2019 | 10:30 | 1.0             | 0.3                | 7292.7            | 0.1              |
| 26Feb2019 | 10:31 | 1.0             | 0.3                | 7292.7            | 0.1              |
| 26Feb2019 | 10:32 | 1.0             | 0.3                | 7292.7            | 0.1              |
| 26Feb2019 | 10:33 | 1.0             | 0.3                | 7292.7            | 0.1              |
| 26Feb2019 | 10:34 | 1.0             | 0.3                | 7292.7            | 0.1              |
| 26Feb2019 | 10:35 | 1.0             | 0.3                | 7292.8            | 0.1              |
| 26Feb2019 | 10:36 | 1.0             | 0.3                | 7292.8            | 0.1              |
| 26Feb2019 | 10:37 | 1.0             | 0.3                | 7292.8            | 0.1              |
| 26Feb2019 | 10:38 | 1.0             | 0.3                | 7292.8            | 0.1              |
| 26Feb2019 | 10:39 | 1.0             | 0.3                | 7292.8            | 0.1              |
| 26Feb2019 | 10:40 | 1.0             | 0.3                | 7292.8            | 0.1              |
| 26Feb2019 | 10:41 | 1.1             | 0.3                | 7292.8            | 0.1              |
| 26Feb2019 | 10:42 | 1.1             | 0.3                | 7292.8            | 0.1              |
| 26Feb2019 | 10:43 | 1.1             | 0.3                | 7292.8            | 0.1              |
| 26Feb2019 | 10:44 | 1.1             | 0.3                | 7292.8            | 0.1              |
| 26Feb2019 | 10:45 | 1.1             | 0.3                | 7292.8            | 0.1              |

| Date      | Time  | Inflow<br>(CFS) | Storage<br>(AC-FT) | Elevation<br>(FT) | Outflow<br>(CFS) |
|-----------|-------|-----------------|--------------------|-------------------|------------------|
| 26Feb2019 | 10:46 | 1.1             | 0.3                | 7292.8            | 0.1              |
| 26Feb2019 | 10:47 | 1.1             | 0.3                | 7292.8            | 0.1              |
| 26Feb2019 | 10:48 | 1.1             | 0.3                | 7292.8            | 0.1              |
| 26Feb2019 | 10:49 | 1.1             | 0.3                | 7292.8            | 0.1              |
| 26Feb2019 | 10:50 | 1.2             | 0.3                | 7292.8            | 0.1              |
| 26Feb2019 | 10:51 | 1.2             | 0.3                | 7292.8            | 0.1              |
| 26Feb2019 | 10:52 | 1.2             | 0.3                | 7292.8            | 0.1              |
| 26Feb2019 | 10:53 | 1.2             | 0.3                | 7292.8            | 0.1              |
| 26Feb2019 | 10:54 | 1.2             | 0.3                | 7292.8            | 0.1              |
| 26Feb2019 | 10:55 | 1.2             | 0.3                | 7292.8            | 0.1              |
| 26Feb2019 | 10:56 | 1.2             | 0.3                | 7292.9            | 0.1              |
| 26Feb2019 | 10:57 | 1.2             | 0.3                | 7292.9            | 0.1              |
| 26Feb2019 | 10:58 | 1.3             | 0.3                | 7292.9            | 0.1              |
| 26Feb2019 | 10:59 | 1.3             | 0.3                | 7292.9            | 0.1              |
| 26Feb2019 | 11:00 | 1.3             | 0.3                | 7292.9            | 0.1              |
| 26Feb2019 | 11:01 | 1.3             | 0.3                | 7292.9            | 0.1              |
| 26Feb2019 | 11:02 | 1.3             | 0.3                | 7292.9            | 0.1              |
| 26Feb2019 | 11:03 | 1.3             | 0.3                | 7292.9            | 0.1              |
| 26Feb2019 | 11:04 | 1.3             | 0.3                | 7292.9            | 0.1              |
| 26Feb2019 | 11:05 | 1.4             | 0.3                | 7292.9            | 0.1              |
| 26Feb2019 | 11:06 | 1.4             | 0.3                | 7292.9            | 0.1              |
| 26Feb2019 | 11:07 | 1.4             | 0.3                | 7292.9            | 0.1              |
| 26Feb2019 | 11:08 | 1.4             | 0.3                | 7292.9            | 0.1              |
| 26Feb2019 | 11:09 | 1.4             | 0.3                | 7292.9            | 0.1              |
| 26Feb2019 | 11:10 | 1.5             | 0.3                | 7292.9            | 0.1              |
| 26Feb2019 | 11:11 | 1.5             | 0.3                | 7292.9            | 0.1              |
| 26Feb2019 | 11:12 | 1.5             | 0.3                | 7292.9            | 0.1              |
| 26Feb2019 | 11:13 | 1.5             | 0.3                | 7293.0            | 0.1              |
| 26Feb2019 | 11:14 | 1.5             | 0.3                | 7293.0            | 0.1              |
| 26Feb2019 | 11:15 | 1.6             | 0.3                | 7293.0            | 0.1              |
| 26Feb2019 | 11:16 | 1.6             | 0.3                | 7293.0            | 0.1              |

| Date      | Time  | Inflow<br>(CFS) | Storage<br>(AC-FT) | Elevation<br>(FT) | Outflow<br>(CFS) |
|-----------|-------|-----------------|--------------------|-------------------|------------------|
| 26Feb2019 | 11:17 | 1.6             | 0.3                | 7293.0            | 0.1              |
| 26Feb2019 | 11:18 | 1.6             | 0.3                | 7293.0            | 0.1              |
| 26Feb2019 | 11:19 | 1.7             | 0.3                | 7293.0            | 0.1              |
| 26Feb2019 | 11:20 | 1.7             | 0.3                | 7293.0            | 0.2              |
| 26Feb2019 | 11:21 | 1.7             | 0.3                | 7293.0            | 0.2              |
| 26Feb2019 | 11:22 | 1.8             | 0.4                | 7293.0            | 0.2              |
| 26Feb2019 | 11:23 | 1.8             | 0.4                | 7293.0            | 0.3              |
| 26Feb2019 | 11:24 | 1.8             | 0.4                | 7293.0            | 0.3              |
| 26Feb2019 | 11:25 | 1.8             | 0.4                | 7293.0            | 0.4              |
| 26Feb2019 | 11:26 | 1.9             | 0.4                | 7293.0            | 0.4              |
| 26Feb2019 | 11:27 | 1.9             | 0.4                | 7293.0            | 0.5              |
| 26Feb2019 | 11:28 | 1.9             | 0.4                | 7293.0            | 0.5              |
| 26Feb2019 | 11:29 | 2.0             | 0.4                | 7293.0            | 0.5              |
| 26Feb2019 | 11:30 | 2.0             | 0.4                | 7293.0            | 0.6              |
| 26Feb2019 | 11:31 | 2.0             | 0.4                | 7293.0            | 0.6              |
| 26Feb2019 | 11:32 | 2.1             | 0.4                | 7293.0            | 0.7              |
| 26Feb2019 | 11:33 | 2.1             | 0.4                | 7293.1            | 0.7              |
| 26Feb2019 | 11:34 | 2.2             | 0.4                | 7293.1            | 0.7              |
| 26Feb2019 | 11:35 | 2.4             | 0.4                | 7293.1            | 0.8              |
| 26Feb2019 | 11:36 | 2.6             | 0.4                | 7293.1            | 0.8              |
| 26Feb2019 | 11:37 | 2.8             | 0.4                | 7293.1            | 0.9              |
| 26Feb2019 | 11:38 | 3.0             | 0.4                | 7293.1            | 0.9              |
| 26Feb2019 | 11:39 | 3.2             | 0.4                | 7293.1            | 1.0              |
| 26Feb2019 | 11:40 | 3.5             | 0.4                | 7293.1            | 1.1              |
| 26Feb2019 | 11:41 | 3.9             | 0.4                | 7293.1            | 1.1              |
| 26Feb2019 | 11:42 | 4.4             | 0.4                | 7293.1            | 1.2              |
| 26Feb2019 | 11:43 | 4.9             | 0.4                | 7293.1            | 1.3              |
| 26Feb2019 | 11:44 | 5.7             | 0.4                | 7293.1            | 1.4              |
| 26Feb2019 | 11:45 | 7.0             | 0.4                | 7293.1            | 1.6              |
| 26Feb2019 | 11:46 | 8.9             | 0.4                | 7293.2            | 1.7              |
| 26Feb2019 | 11:47 | 11.7            | 0.4                | 7293.2            | 2.0              |

| Date      | Time  | Inflow<br>(CFS) | Storage<br>(AC-FT) | Elevation<br>(FT) | Outflow<br>(CFS) |
|-----------|-------|-----------------|--------------------|-------------------|------------------|
| 26Feb2019 | 11:48 | 15.1            | 0.5                | 7293.2            | 2.3              |
| 26Feb2019 | 11:49 | 19.1            | 0.5                | 7293.2            | 2.7              |
| 26Feb2019 | 11:50 | 23.7            | 0.5                | 7293.3            | 3.2              |
| 26Feb2019 | 11:51 | 29.3            | 0.5                | 7293.4            | 3.9              |
| 26Feb2019 | 11:52 | 36.2            | 0.6                | 7293.4            | 4.7              |
| 26Feb2019 | 11:53 | 44.5            | 0.6                | 7293.5            | 5.7              |
| 26Feb2019 | 11:54 | 53.7            | 0.7                | 7293.6            | 6.9              |
| 26Feb2019 | 11:55 | 63.1            | 0.7                | 7293.8            | 8.3              |
| 26Feb2019 | 11:56 | 72.0            | 0.8                | 7293.9            | 10.0             |
| 26Feb2019 | 11:57 | 79.8            | 0.9                | 7294.1            | 13.0             |
| 26Feb2019 | 11:58 | 86.0            | 1.0                | 7294.2            | 16.9             |
| 26Feb2019 | 11:59 | 90.6            | 1.1                | 7294.4            | 20.9             |
| 26Feb2019 | 12:00 | 93.9            | 1.2                | 7294.5            | 24.9             |
| 26Feb2019 | 12:01 | 96.3            | 1.3                | 7294.7            | 28.8             |
| 26Feb2019 | 12:02 | 97.4            | 1.4                | 7294.8            | 32.6             |
| 26Feb2019 | 12:03 | 96.8            | 1.5                | 7295.0            | 36.2             |
| 26Feb2019 | 12:04 | 94.1            | 1.5                | 7295.1            | 40.3             |
| 26Feb2019 | 12:05 | 89.5            | 1.6                | 7295.2            | 44.0             |
| 26Feb2019 | 12:06 | 83.5            | 1.7                | 7295.3            | 47.0             |
| 26Feb2019 | 12:07 | 76.8            | 1.7                | 7295.3            | 49.4             |
| 26Feb2019 | 12:08 | 70.0            | 1.7                | 7295.4            | 51.1             |
| 26Feb2019 | 12:09 | 63.3            | 1.8                | 7295.4            | 52.2             |
| 26Feb2019 | 12:10 | 57.1            | 1.8                | 7295.4            | 52.8             |
| 26Feb2019 | 12:11 | 51.6            | 1.8                | 7295.4            | 52.9             |
| 26Feb2019 | 12:12 | 46.8            | 1.8                | 7295.4            | 52.7             |
| 26Feb2019 | 12:13 | 42.4            | 1.8                | 7295.4            | 52.1             |
| 26Feb2019 | 12:14 | 38.4            | 1.8                | 7295.4            | 51.2             |
| 26Feb2019 | 12:15 | 34.8            | 1.7                | 7295.4            | 50.2             |
| 26Feb2019 | 12:16 | 31.4            | 1.7                | 7295.3            | 49.0             |
| 26Feb2019 | 12:17 | 28.4            | 1.7                | 7295.3            | 47.6             |
| 26Feb2019 | 12:18 | 25.6            | 1.7                | 7295.3            | 46.1             |



| Date      | Time  | Inflow<br>(CFS) | Storage<br>(AC-FT) | Elevation<br>(FT) | Outflow<br>(CFS) |
|-----------|-------|-----------------|--------------------|-------------------|------------------|
| 26Feb2019 | 12:19 | 23.1            | 1.6                | 7295.2            | 44.6             |
| 26Feb2019 | 12:20 | 20.9            | 1.6                | 7295.2            | 42.9             |
| 26Feb2019 | 12:21 | 19.0            | 1.6                | 7295.1            | 41.3             |
| 26Feb2019 | 12:22 | 17.2            | 1.5                | 7295.1            | 39.6             |
| 26Feb2019 | 12:23 | 15.7            | 1.5                | 7295.0            | 38.0             |
| 26Feb2019 | 12:24 | 14.3            | 1.5                | 7295.0            | 36.4             |
| 26Feb2019 | 12:25 | 13.0            | 1.4                | 7294.9            | 35.1             |
| 26Feb2019 | 12:26 | 11.9            | 1.4                | 7294.9            | 33.9             |
| 26Feb2019 | 12:27 | 10.9            | 1.4                | 7294.8            | 32.6             |
| 26Feb2019 | 12:28 | 10.0            | 1.4                | 7294.8            | 31.4             |
| 26Feb2019 | 12:29 | 9.2             | 1.3                | 7294.8            | 30.2             |
| 26Feb2019 | 12:30 | 8.5             | 1.3                | 7294.7            | 29.0             |
| 26Feb2019 | 12:31 | 7.8             | 1.3                | 7294.7            | 27.8             |
| 26Feb2019 | 12:32 | 7.2             | 1.2                | 7294.6            | 26.7             |
| 26Feb2019 | 12:33 | 6.7             | 1.2                | 7294.6            | 25.6             |
| 26Feb2019 | 12:34 | 6.2             | 1.2                | 7294.5            | 24.5             |
| 26Feb2019 | 12:35 | 5.8             | 1.2                | 7294.5            | 23.5             |
| 26Feb2019 | 12:36 | 5.4             | 1.1                | 7294.5            | 22.5             |
| 26Feb2019 | 12:37 | 5.1             | 1.1                | 7294.4            | 21.5             |
| 26Feb2019 | 12:38 | 4.8             | 1.1                | 7294.4            | 20.6             |
| 26Feb2019 | 12:39 | 4.5             | 1.1                | 7294.3            | 19.7             |
| 26Feb2019 | 12:40 | 4.2             | 1.1                | 7294.3            | 18.9             |
| 26Feb2019 | 12:41 | 4.0             | 1.0                | 7294.3            | 18.0             |
| 26Feb2019 | 12:42 | 3.8             | 1.0                | 7294.3            | 17.2             |
| 26Feb2019 | 12:43 | 3.6             | 1.0                | 7294.2            | 16.5             |
| 26Feb2019 | 12:44 | 3.4             | 1.0                | 7294.2            | 15.8             |
| 26Feb2019 | 12:45 | 3.2             | 1.0                | 7294.2            | 15.1             |
| 26Feb2019 | 12:46 | 3.1             | 0.9                | 7294.1            | 14.4             |
| 26Feb2019 | 12:47 | 2.9             | 0.9                | 7294.1            | 13.8             |
| 26Feb2019 | 12:48 | 2.8             | 0.9                | 7294.1            | 13.2             |
| 26Feb2019 | 12:49 | 2.7             | 0.9                | 7294.1            | 12.6             |

| Date      | Time  | Inflow<br>(CFS) | Storage<br>(AC-FT) | Elevation<br>(FT) | Outflow<br>(CFS) |
|-----------|-------|-----------------|--------------------|-------------------|------------------|
| 26Feb2019 | 12:50 | 2.6             | 0.9                | 7294.1            | 12.0             |
| 26Feb2019 | 12:51 | 2.5             | 0.9                | 7294.0            | 11.5             |
| 26Feb2019 | 12:52 | 2.4             | 0.9                | 7294.0            | 11.0             |
| 26Feb2019 | 12:53 | 2.3             | 0.9                | 7294.0            | 10.6             |
| 26Feb2019 | 12:54 | 2.2             | 0.8                | 7294.0            | 10.4             |
| 26Feb2019 | 12:55 | 2.2             | 0.8                | 7293.9            | 10.1             |
| 26Feb2019 | 12:56 | 2.1             | 0.8                | 7293.9            | 9.9              |
| 26Feb2019 | 12:57 | 2.0             | 0.8                | 7293.9            | 9.7              |
| 26Feb2019 | 12:58 | 2.0             | 0.8                | 7293.9            | 9.5              |
| 26Feb2019 | 12:59 | 1.9             | 0.8                | 7293.9            | 9.3              |
| 26Feb2019 | 13:00 | 1.9             | 0.8                | 7293.8            | 9.1              |
| 26Feb2019 | 13:01 | 1.8             | 0.8                | 7293.8            | 8.9              |
| 26Feb2019 | 13:02 | 1.8             | 0.8                | 7293.8            | 8.7              |
| 26Feb2019 | 13:03 | 1.8             | 0.8                | 7293.8            | 8.5              |
| 26Feb2019 | 13:04 | 1.7             | 0.7                | 7293.8            | 8.3              |
| 26Feb2019 | 13:05 | 1.7             | 0.7                | 7293.8            | 8.1              |
| 26Feb2019 | 13:06 | 1.7             | 0.7                | 7293.7            | 7.9              |
| 26Feb2019 | 13:07 | 1.6             | 0.7                | 7293.7            | 7.7              |
| 26Feb2019 | 13:08 | 1.6             | 0.7                | 7293.7            | 7.6              |
| 26Feb2019 | 13:09 | 1.6             | 0.7                | 7293.7            | 7.4              |
| 26Feb2019 | 13:10 | 1.5             | 0.7                | 7293.7            | 7.2              |
| 26Feb2019 | 13:11 | 1.5             | 0.7                | 7293.7            | 7.1              |
| 26Feb2019 | 13:12 | 1.5             | 0.7                | 7293.6            | 6.9              |
| 26Feb2019 | 13:13 | 1.5             | 0.7                | 7293.6            | 6.8              |
| 26Feb2019 | 13:14 | 1.4             | 0.7                | 7293.6            | 6.6              |
| 26Feb2019 | 13:15 | 1.4             | 0.7                | 7293.6            | 6.5              |
| 26Feb2019 | 13:16 | 1.4             | 0.6                | 7293.6            | 6.3              |
| 26Feb2019 | 13:17 | 1.4             | 0.6                | 7293.6            | 6.2              |
| 26Feb2019 | 13:18 | 1.4             | 0.6                | 7293.6            | 6.1              |
| 26Feb2019 | 13:19 | 1.3             | 0.6                | 7293.5            | 5.9              |
| 26Feb2019 | 13:20 | 1.3             | 0.6                | 7293.5            | 5.8              |

| Date      | Time  | Inflow<br>(CFS) | Storage<br>(AC-FT) | Elevation<br>(FT) | Outflow<br>(CFS) |
|-----------|-------|-----------------|--------------------|-------------------|------------------|
| 26Feb2019 | 13:21 | 1.3             | 0.6                | 7293.5            | 5.7              |
| 26Feb2019 | 13:22 | 1.3             | 0.6                | 7293.5            | 5.6              |
| 26Feb2019 | 13:23 | 1.3             | 0.6                | 7293.5            | 5.4              |
| 26Feb2019 | 13:24 | 1.3             | 0.6                | 7293.5            | 5.3              |
| 26Feb2019 | 13:25 | 1.3             | 0.6                | 7293.5            | 5.2              |
| 26Feb2019 | 13:26 | 1.2             | 0.6                | 7293.5            | 5.1              |
| 26Feb2019 | 13:27 | 1.2             | 0.6                | 7293.5            | 5.0              |
| 26Feb2019 | 13:28 | 1.2             | 0.6                | 7293.4            | 4.9              |
| 26Feb2019 | 13:29 | 1.2             | 0.6                | 7293.4            | 4.8              |
| 26Feb2019 | 13:30 | 1.2             | 0.6                | 7293.4            | 4.7              |
| 26Feb2019 | 13:31 | 1.2             | 0.6                | 7293.4            | 4.6              |
| 26Feb2019 | 13:32 | 1.2             | 0.6                | 7293.4            | 4.5              |
| 26Feb2019 | 13:33 | 1.2             | 0.6                | 7293.4            | 4.4              |
| 26Feb2019 | 13:34 | 1.1             | 0.5                | 7293.4            | 4.3              |
| 26Feb2019 | 13:35 | 1.1             | 0.5                | 7293.4            | 4.2              |
| 26Feb2019 | 13:36 | 1.1             | 0.5                | 7293.4            | 4.1              |
| 26Feb2019 | 13:37 | 1.1             | 0.5                | 7293.4            | 4.0              |
| 26Feb2019 | 13:38 | 1.1             | 0.5                | 7293.4            | 4.0              |
| 26Feb2019 | 13:39 | 1.1             | 0.5                | 7293.4            | 3.9              |
| 26Feb2019 | 13:40 | 1.1             | 0.5                | 7293.3            | 3.8              |
| 26Feb2019 | 13:41 | 1.1             | 0.5                | 7293.3            | 3.7              |
| 26Feb2019 | 13:42 | 1.1             | 0.5                | 7293.3            | 3.7              |
| 26Feb2019 | 13:43 | 1.1             | 0.5                | 7293.3            | 3.6              |
| 26Feb2019 | 13:44 | 1.0             | 0.5                | 7293.3            | 3.5              |
| 26Feb2019 | 13:45 | 1.0             | 0.5                | 7293.3            | 3.4              |
| 26Feb2019 | 13:46 | 1.0             | 0.5                | 7293.3            | 3.4              |
| 26Feb2019 | 13:47 | 1.0             | 0.5                | 7293.3            | 3.3              |
| 26Feb2019 | 13:48 | 1.0             | 0.5                | 7293.3            | 3.2              |
| 26Feb2019 | 13:49 | 1.0             | 0.5                | 7293.3            | 3.2              |
| 26Feb2019 | 13:50 | 1.0             | 0.5                | 7293.3            | 3.1              |
| 26Feb2019 | 13:51 | 1.0             | 0.5                | 7293.3            | 3.1              |

| Date      | Time  | Inflow<br>(CFS) | Storage<br>(AC-FT) | Elevation<br>(FT) | Outflow<br>(CFS) |
|-----------|-------|-----------------|--------------------|-------------------|------------------|
| 26Feb2019 | 13:52 | 1.0             | 0.5                | 7293.3            | 3.0              |
| 26Feb2019 | 13:53 | 1.0             | 0.5                | 7293.3            | 2.9              |
| 26Feb2019 | 13:54 | 1.0             | 0.5                | 7293.3            | 2.9              |
| 26Feb2019 | 13:55 | 0.9             | 0.5                | 7293.3            | 2.8              |
| 26Feb2019 | 13:56 | 0.9             | 0.5                | 7293.3            | 2.8              |
| 26Feb2019 | 13:57 | 0.9             | 0.5                | 7293.2            | 2.7              |
| 26Feb2019 | 13:58 | 0.9             | 0.5                | 7293.2            | 2.7              |
| 26Feb2019 | 13:59 | 0.9             | 0.5                | 7293.2            | 2.6              |
| 26Feb2019 | 14:00 | 0.9             | 0.5                | 7293.2            | 2.6              |
| 26Feb2019 | 14:01 | 0.9             | 0.5                | 7293.2            | 2.5              |
| 26Feb2019 | 14:02 | 0.9             | 0.5                | 7293.2            | 2.5              |
| 26Feb2019 | 14:03 | 0.9             | 0.5                | 7293.2            | 2.4              |
| 26Feb2019 | 14:04 | 0.9             | 0.5                | 7293.2            | 2.4              |
| 26Feb2019 | 14:05 | 0.9             | 0.5                | 7293.2            | 2.4              |
| 26Feb2019 | 14:06 | 0.9             | 0.5                | 7293.2            | 2.3              |
| 26Feb2019 | 14:07 | 0.9             | 0.4                | 7293.2            | 2.3              |
| 26Feb2019 | 14:08 | 0.8             | 0.4                | 7293.2            | 2.2              |
| 26Feb2019 | 14:09 | 0.8             | 0.4                | 7293.2            | 2.2              |
| 26Feb2019 | 14:10 | 0.8             | 0.4                | 7293.2            | 2.2              |
| 26Feb2019 | 14:11 | 0.8             | 0.4                | 7293.2            | 2.1              |
| 26Feb2019 | 14:12 | 0.8             | 0.4                | 7293.2            | 2.1              |
| 26Feb2019 | 14:13 | 0.8             | 0.4                | 7293.2            | 2.1              |
| 26Feb2019 | 14:14 | 0.8             | 0.4                | 7293.2            | 2.0              |
| 26Feb2019 | 14:15 | 0.8             | 0.4                | 7293.2            | 2.0              |
| 26Feb2019 | 14:16 | 0.8             | 0.4                | 7293.2            | 2.0              |
| 26Feb2019 | 14:17 | 0.8             | 0.4                | 7293.2            | 1.9              |
| 26Feb2019 | 14:18 | 0.8             | 0.4                | 7293.2            | 1.9              |
| 26Feb2019 | 14:19 | 0.8             | 0.4                | 7293.2            | 1.9              |
| 26Feb2019 | 14:20 | 0.8             | 0.4                | 7293.2            | 1.8              |
| 26Feb2019 | 14:21 | 0.8             | 0.4                | 7293.2            | 1.8              |
| 26Feb2019 | 14:22 | 0.8             | 0.4                | 7293.2            | 1.8              |

| Date      | Time  | Inflow<br>(CFS) | Storage<br>(AC-FT) | Elevation<br>(FT) | Outflow<br>(CFS) |
|-----------|-------|-----------------|--------------------|-------------------|------------------|
| 26Feb2019 | 14:23 | 0.8             | 0.4                | 7293.2            | 1.7              |
| 26Feb2019 | 14:24 | 0.8             | 0.4                | 7293.1            | 1.7              |
| 26Feb2019 | 14:25 | 0.8             | 0.4                | 7293.1            | 1.7              |
| 26Feb2019 | 14:26 | 0.8             | 0.4                | 7293.1            | 1.7              |
| 26Feb2019 | 14:27 | 0.8             | 0.4                | 7293.1            | 1.6              |
| 26Feb2019 | 14:28 | 0.8             | 0.4                | 7293.1            | 1.6              |
| 26Feb2019 | 14:29 | 0.8             | 0.4                | 7293.1            | 1.6              |
| 26Feb2019 | 14:30 | 0.8             | 0.4                | 7293.1            | 1.6              |
| 26Feb2019 | 14:31 | 0.8             | 0.4                | 7293.1            | 1.5              |
| 26Feb2019 | 14:32 | 0.8             | 0.4                | 7293.1            | 1.5              |
| 26Feb2019 | 14:33 | 0.8             | 0.4                | 7293.1            | 1.5              |
| 26Feb2019 | 14:34 | 0.8             | 0.4                | 7293.1            | 1.5              |
| 26Feb2019 | 14:35 | 0.8             | 0.4                | 7293.1            | 1.5              |
| 26Feb2019 | 14:36 | 0.8             | 0.4                | 7293.1            | 1.4              |
| 26Feb2019 | 14:37 | 0.8             | 0.4                | 7293.1            | 1.4              |
| 26Feb2019 | 14:38 | 0.8             | 0.4                | 7293.1            | 1.4              |
| 26Feb2019 | 14:39 | 0.8             | 0.4                | 7293.1            | 1.4              |
| 26Feb2019 | 14:40 | 0.8             | 0.4                | 7293.1            | 1.4              |
| 26Feb2019 | 14:41 | 0.8             | 0.4                | 7293.1            | 1.3              |
| 26Feb2019 | 14:42 | 0.8             | 0.4                | 7293.1            | 1.3              |
| 26Feb2019 | 14:43 | 0.8             | 0.4                | 7293.1            | 1.3              |
| 26Feb2019 | 14:44 | 0.7             | 0.4                | 7293.1            | 1.3              |
| 26Feb2019 | 14:45 | 0.7             | 0.4                | 7293.1            | 1.3              |
| 26Feb2019 | 14:46 | 0.7             | 0.4                | 7293.1            | 1.3              |
| 26Feb2019 | 14:47 | 0.7             | 0.4                | 7293.1            | 1.3              |
| 26Feb2019 | 14:48 | 0.7             | 0.4                | 7293.1            | 1.2              |
| 26Feb2019 | 14:49 | 0.7             | 0.4                | 7293.1            | 1.2              |
| 26Feb2019 | 14:50 | 0.7             | 0.4                | 7293.1            | 1.2              |
| 26Feb2019 | 14:51 | 0.7             | 0.4                | 7293.1            | 1.2              |
| 26Feb2019 | 14:52 | 0.7             | 0.4                | 7293.1            | 1.2              |
| 26Feb2019 | 14:53 | 0.7             | 0.4                | 7293.1            | 1.2              |

| Date      | Time  | Inflow<br>(CFS) | Storage<br>(AC-FT) | Elevation<br>(FT) | Outflow<br>(CFS) |
|-----------|-------|-----------------|--------------------|-------------------|------------------|
| 26Feb2019 | 14:54 | 0.7             | 0.4                | 7293.1            | 1.2              |
| 26Feb2019 | 14:55 | 0.7             | 0.4                | 7293.1            | 1.2              |
| 26Feb2019 | 14:56 | 0.7             | 0.4                | 7293.1            | 1.1              |
| 26Feb2019 | 14:57 | 0.7             | 0.4                | 7293.1            | 1.1              |
| 26Feb2019 | 14:58 | 0.7             | 0.4                | 7293.1            | 1.1              |
| 26Feb2019 | 14:59 | 0.7             | 0.4                | 7293.1            | 1.1              |
| 26Feb2019 | 15:00 | 0.7             | 0.4                | 7293.1            | 1.1              |
| 26Feb2019 | 15:01 | 0.7             | 0.4                | 7293.1            | 1.1              |
| 26Feb2019 | 15:02 | 0.7             | 0.4                | 7293.1            | 1.1              |
| 26Feb2019 | 15:03 | 0.7             | 0.4                | 7293.1            | 1.1              |
| 26Feb2019 | 15:04 | 0.7             | 0.4                | 7293.1            | 1.1              |
| 26Feb2019 | 15:05 | 0.7             | 0.4                | 7293.1            | 1.0              |
| 26Feb2019 | 15:06 | 0.7             | 0.4                | 7293.1            | 1.0              |
| 26Feb2019 | 15:07 | 0.7             | 0.4                | 7293.1            | 1.0              |
| 26Feb2019 | 15:08 | 0.7             | 0.4                | 7293.1            | 1.0              |
| 26Feb2019 | 15:09 | 0.7             | 0.4                | 7293.1            | 1.0              |
| 26Feb2019 | 15:10 | 0.7             | 0.4                | 7293.1            | 1.0              |
| 26Feb2019 | 15:11 | 0.7             | 0.4                | 7293.1            | 1.0              |
| 26Feb2019 | 15:12 | 0.7             | 0.4                | 7293.1            | 1.0              |
| 26Feb2019 | 15:13 | 0.7             | 0.4                | 7293.1            | 1.0              |
| 26Feb2019 | 15:14 | 0.7             | 0.4                | 7293.1            | 1.0              |
| 26Feb2019 | 15:15 | 0.7             | 0.4                | 7293.1            | 1.0              |
| 26Feb2019 | 15:16 | 0.7             | 0.4                | 7293.1            | 1.0              |
| 26Feb2019 | 15:17 | 0.7             | 0.4                | 7293.1            | 1.0              |
| 26Feb2019 | 15:18 | 0.7             | 0.4                | 7293.1            | 0.9              |
| 26Feb2019 | 15:19 | 0.7             | 0.4                | 7293.1            | 0.9              |
| 26Feb2019 | 15:20 | 0.7             | 0.4                | 7293.1            | 0.9              |
| 26Feb2019 | 15:21 | 0.7             | 0.4                | 7293.1            | 0.9              |
| 26Feb2019 | 15:22 | 0.7             | 0.4                | 7293.1            | 0.9              |
| 26Feb2019 | 15:23 | 0.7             | 0.4                | 7293.1            | 0.9              |
| 26Feb2019 | 15:24 | 0.7             | 0.4                | 7293.1            | 0.9              |

| Date      | Time  | Inflow<br>(CFS) | Storage<br>(AC-FT) | Elevation<br>(FT) | Outflow<br>(CFS) |
|-----------|-------|-----------------|--------------------|-------------------|------------------|
| 26Feb2019 | 15:25 | 0.7             | 0.4                | 7293.1            | 0.9              |
| 26Feb2019 | 15:26 | 0.7             | 0.4                | 7293.1            | 0.9              |
| 26Feb2019 | 15:27 | 0.7             | 0.4                | 7293.1            | 0.9              |
| 26Feb2019 | 15:28 | 0.7             | 0.4                | 7293.1            | 0.9              |
| 26Feb2019 | 15:29 | 0.7             | 0.4                | 7293.1            | 0.9              |
| 26Feb2019 | 15:30 | 0.7             | 0.4                | 7293.1            | 0.9              |
| 26Feb2019 | 15:31 | 0.7             | 0.4                | 7293.1            | 0.9              |
| 26Feb2019 | 15:32 | 0.7             | 0.4                | 7293.1            | 0.9              |
| 26Feb2019 | 15:33 | 0.7             | 0.4                | 7293.1            | 0.9              |
| 26Feb2019 | 15:34 | 0.7             | 0.4                | 7293.1            | 0.9              |
| 26Feb2019 | 15:35 | 0.7             | 0.4                | 7293.1            | 0.9              |
| 26Feb2019 | 15:36 | 0.7             | 0.4                | 7293.1            | 0.8              |
| 26Feb2019 | 15:37 | 0.7             | 0.4                | 7293.1            | 0.8              |
| 26Feb2019 | 15:38 | 0.7             | 0.4                | 7293.1            | 0.8              |
| 26Feb2019 | 15:39 | 0.7             | 0.4                | 7293.1            | 0.8              |
| 26Feb2019 | 15:40 | 0.7             | 0.4                | 7293.1            | 0.8              |
| 26Feb2019 | 15:41 | 0.7             | 0.4                | 7293.1            | 0.8              |
| 26Feb2019 | 15:42 | 0.7             | 0.4                | 7293.1            | 0.8              |
| 26Feb2019 | 15:43 | 0.7             | 0.4                | 7293.1            | 0.8              |
| 26Feb2019 | 15:44 | 0.7             | 0.4                | 7293.1            | 0.8              |
| 26Feb2019 | 15:45 | 0.7             | 0.4                | 7293.1            | 0.8              |
| 26Feb2019 | 15:46 | 0.7             | 0.4                | 7293.1            | 0.8              |
| 26Feb2019 | 15:47 | 0.7             | 0.4                | 7293.1            | 0.8              |
| 26Feb2019 | 15:48 | 0.7             | 0.4                | 7293.1            | 0.8              |
| 26Feb2019 | 15:49 | 0.6             | 0.4                | 7293.1            | 0.8              |
| 26Feb2019 | 15:50 | 0.6             | 0.4                | 7293.1            | 0.8              |
| 26Feb2019 | 15:51 | 0.6             | 0.4                | 7293.1            | 0.8              |
| 26Feb2019 | 15:52 | 0.6             | 0.4                | 7293.1            | 0.8              |
| 26Feb2019 | 15:53 | 0.6             | 0.4                | 7293.1            | 0.8              |
| 26Feb2019 | 15:54 | 0.6             | 0.4                | 7293.1            | 0.8              |
| 26Feb2019 | 15:55 | 0.6             | 0.4                | 7293.1            | 0.8              |

| Date      | Time  | Inflow<br>(CFS) | Storage<br>(AC-FT) | Elevation<br>(FT) | Outflow<br>(CFS) |
|-----------|-------|-----------------|--------------------|-------------------|------------------|
| 26Feb2019 | 15:56 | 0.6             | 0.4                | 7293.1            | 0.8              |
| 26Feb2019 | 15:57 | 0.6             | 0.4                | 7293.1            | 0.8              |
| 26Feb2019 | 15:58 | 0.6             | 0.4                | 7293.1            | 0.8              |
| 26Feb2019 | 15:59 | 0.6             | 0.4                | 7293.1            | 0.8              |
| 26Feb2019 | 16:00 | 0.6             | 0.4                | 7293.1            | 0.7              |
| 26Feb2019 | 16:01 | 0.6             | 0.4                | 7293.1            | 0.7              |
| 26Feb2019 | 16:02 | 0.6             | 0.4                | 7293.1            | 0.7              |
| 26Feb2019 | 16:03 | 0.6             | 0.4                | 7293.1            | 0.7              |
| 26Feb2019 | 16:04 | 0.6             | 0.4                | 7293.1            | 0.7              |
| 26Feb2019 | 16:05 | 0.6             | 0.4                | 7293.1            | 0.7              |
| 26Feb2019 | 16:06 | 0.6             | 0.4                | 7293.1            | 0.7              |
| 26Feb2019 | 16:07 | 0.6             | 0.4                | 7293.1            | 0.7              |
| 26Feb2019 | 16:08 | 0.6             | 0.4                | 7293.1            | 0.7              |
| 26Feb2019 | 16:09 | 0.6             | 0.4                | 7293.1            | 0.7              |
| 26Feb2019 | 16:10 | 0.6             | 0.4                | 7293.1            | 0.7              |
| 26Feb2019 | 16:11 | 0.6             | 0.4                | 7293.1            | 0.7              |
| 26Feb2019 | 16:12 | 0.6             | 0.4                | 7293.1            | 0.7              |
| 26Feb2019 | 16:13 | 0.6             | 0.4                | 7293.1            | 0.7              |
| 26Feb2019 | 16:14 | 0.6             | 0.4                | 7293.1            | 0.7              |
| 26Feb2019 | 16:15 | 0.6             | 0.4                | 7293.1            | 0.7              |
| 26Feb2019 | 16:16 | 0.6             | 0.4                | 7293.1            | 0.7              |
| 26Feb2019 | 16:17 | 0.6             | 0.4                | 7293.1            | 0.7              |
| 26Feb2019 | 16:18 | 0.6             | 0.4                | 7293.1            | 0.7              |
| 26Feb2019 | 16:19 | 0.6             | 0.4                | 7293.1            | 0.7              |
| 26Feb2019 | 16:20 | 0.6             | 0.4                | 7293.1            | 0.7              |
| 26Feb2019 | 16:21 | 0.6             | 0.4                | 7293.1            | 0.7              |
| 26Feb2019 | 16:22 | 0.6             | 0.4                | 7293.1            | 0.7              |
| 26Feb2019 | 16:23 | 0.6             | 0.4                | 7293.0            | 0.7              |
| 26Feb2019 | 16:24 | 0.6             | 0.4                | 7293.0            | 0.7              |
| 26Feb2019 | 16:25 | 0.6             | 0.4                | 7293.0            | 0.7              |
| 26Feb2019 | 16:26 | 0.6             | 0.4                | 7293.0            | 0.7              |



| Date      | Time  | Inflow<br>(CFS) | Storage<br>(AC-FT) | Elevation<br>(FT) | Outflow<br>(CFS) |
|-----------|-------|-----------------|--------------------|-------------------|------------------|
| 26Feb2019 | 16:27 | 0.6             | 0.4                | 7293.0            | 0.7              |
| 26Feb2019 | 16:28 | 0.6             | 0.4                | 7293.0            | 0.7              |
| 26Feb2019 | 16:29 | 0.6             | 0.4                | 7293.0            | 0.7              |
| 26Feb2019 | 16:30 | 0.6             | 0.4                | 7293.0            | 0.7              |
| 26Feb2019 | 16:31 | 0.6             | 0.4                | 7293.0            | 0.7              |
| 26Feb2019 | 16:32 | 0.6             | 0.4                | 7293.0            | 0.7              |
| 26Feb2019 | 16:33 | 0.6             | 0.4                | 7293.0            | 0.6              |
| 26Feb2019 | 16:34 | 0.6             | 0.4                | 7293.0            | 0.6              |
| 26Feb2019 | 16:35 | 0.6             | 0.4                | 7293.0            | 0.6              |
| 26Feb2019 | 16:36 | 0.6             | 0.4                | 7293.0            | 0.6              |
| 26Feb2019 | 16:37 | 0.6             | 0.4                | 7293.0            | 0.6              |
| 26Feb2019 | 16:38 | 0.6             | 0.4                | 7293.0            | 0.6              |
| 26Feb2019 | 16:39 | 0.6             | 0.4                | 7293.0            | 0.6              |
| 26Feb2019 | 16:40 | 0.6             | 0.4                | 7293.0            | 0.6              |
| 26Feb2019 | 16:41 | 0.6             | 0.4                | 7293.0            | 0.6              |
| 26Feb2019 | 16:42 | 0.6             | 0.4                | 7293.0            | 0.6              |
| 26Feb2019 | 16:43 | 0.6             | 0.4                | 7293.0            | 0.6              |
| 26Feb2019 | 16:44 | 0.6             | 0.4                | 7293.0            | 0.6              |
| 26Feb2019 | 16:45 | 0.6             | 0.4                | 7293.0            | 0.6              |
| 26Feb2019 | 16:46 | 0.6             | 0.4                | 7293.0            | 0.6              |
| 26Feb2019 | 16:47 | 0.6             | 0.4                | 7293.0            | 0.6              |
| 26Feb2019 | 16:48 | 0.6             | 0.4                | 7293.0            | 0.6              |
| 26Feb2019 | 16:49 | 0.6             | 0.4                | 7293.0            | 0.6              |
| 26Feb2019 | 16:50 | 0.6             | 0.4                | 7293.0            | 0.6              |
| 26Feb2019 | 16:51 | 0.6             | 0.4                | 7293.0            | 0.6              |
| 26Feb2019 | 16:52 | 0.6             | 0.4                | 7293.0            | 0.6              |
| 26Feb2019 | 16:53 | 0.6             | 0.4                | 7293.0            | 0.6              |
| 26Feb2019 | 16:54 | 0.6             | 0.4                | 7293.0            | 0.6              |
| 26Feb2019 | 16:55 | 0.6             | 0.4                | 7293.0            | 0.6              |
| 26Feb2019 | 16:56 | 0.6             | 0.4                | 7293.0            | 0.6              |
| 26Feb2019 | 16:57 | 0.6             | 0.4                | 7293.0            | 0.6              |

| Date      | Time  | Inflow<br>(CFS) | Storage<br>(AC-FT) | Elevation<br>(FT) | Outflow<br>(CFS) |
|-----------|-------|-----------------|--------------------|-------------------|------------------|
| 26Feb2019 | 16:58 | 0.6             | 0.4                | 7293.0            | 0.6              |
| 26Feb2019 | 16:59 | 0.6             | 0.4                | 7293.0            | 0.6              |
| 26Feb2019 | 17:00 | 0.6             | 0.4                | 7293.0            | 0.6              |
| 26Feb2019 | 17:01 | 0.6             | 0.4                | 7293.0            | 0.6              |
| 26Feb2019 | 17:02 | 0.6             | 0.4                | 7293.0            | 0.6              |
| 26Feb2019 | 17:03 | 0.6             | 0.4                | 7293.0            | 0.6              |
| 26Feb2019 | 17:04 | 0.6             | 0.4                | 7293.0            | 0.6              |
| 26Feb2019 | 17:05 | 0.6             | 0.4                | 7293.0            | 0.6              |
| 26Feb2019 | 17:06 | 0.6             | 0.4                | 7293.0            | 0.6              |
| 26Feb2019 | 17:07 | 0.6             | 0.4                | 7293.0            | 0.6              |
| 26Feb2019 | 17:08 | 0.6             | 0.4                | 7293.0            | 0.6              |
| 26Feb2019 | 17:09 | 0.6             | 0.4                | 7293.0            | 0.6              |
| 26Feb2019 | 17:10 | 0.6             | 0.4                | 7293.0            | 0.6              |
| 26Feb2019 | 17:11 | 0.6             | 0.4                | 7293.0            | 0.6              |
| 26Feb2019 | 17:12 | 0.6             | 0.4                | 7293.0            | 0.6              |
| 26Feb2019 | 17:13 | 0.6             | 0.4                | 7293.0            | 0.6              |
| 26Feb2019 | 17:14 | 0.6             | 0.4                | 7293.0            | 0.6              |
| 26Feb2019 | 17:15 | 0.6             | 0.4                | 7293.0            | 0.6              |
| 26Feb2019 | 17:16 | 0.6             | 0.4                | 7293.0            | 0.6              |
| 26Feb2019 | 17:17 | 0.6             | 0.4                | 7293.0            | 0.6              |
| 26Feb2019 | 17:18 | 0.6             | 0.4                | 7293.0            | 0.6              |
| 26Feb2019 | 17:19 | 0.6             | 0.4                | 7293.0            | 0.6              |
| 26Feb2019 | 17:20 | 0.6             | 0.4                | 7293.0            | 0.6              |
| 26Feb2019 | 17:21 | 0.6             | 0.4                | 7293.0            | 0.6              |
| 26Feb2019 | 17:22 | 0.6             | 0.4                | 7293.0            | 0.6              |
| 26Feb2019 | 17:23 | 0.6             | 0.4                | 7293.0            | 0.6              |
| 26Feb2019 | 17:24 | 0.6             | 0.4                | 7293.0            | 0.6              |
| 26Feb2019 | 17:25 | 0.6             | 0.4                | 7293.0            | 0.6              |
| 26Feb2019 | 17:26 | 0.6             | 0.4                | 7293.0            | 0.6              |
| 26Feb2019 | 17:27 | 0.6             | 0.4                | 7293.0            | 0.6              |
| 26Feb2019 | 17:28 | 0.6             | 0.4                | 7293.0            | 0.6              |

| Date      | Time  | Inflow<br>(CFS) | Storage<br>(AC-FT) | Elevation<br>(FT) | Outflow<br>(CFS) |
|-----------|-------|-----------------|--------------------|-------------------|------------------|
| 26Feb2019 | 17:29 | 0.6             | 0.4                | 7293.0            | 0.6              |
| 26Feb2019 | 17:30 | 0.6             | 0.4                | 7293.0            | 0.6              |
| 26Feb2019 | 17:31 | 0.6             | 0.4                | 7293.0            | 0.6              |
| 26Feb2019 | 17:32 | 0.6             | 0.4                | 7293.0            | 0.6              |
| 26Feb2019 | 17:33 | 0.6             | 0.4                | 7293.0            | 0.6              |
| 26Feb2019 | 17:34 | 0.6             | 0.4                | 7293.0            | 0.6              |
| 26Feb2019 | 17:35 | 0.6             | 0.4                | 7293.0            | 0.6              |
| 26Feb2019 | 17:36 | 0.6             | 0.4                | 7293.0            | 0.6              |
| 26Feb2019 | 17:37 | 0.6             | 0.4                | 7293.0            | 0.6              |
| 26Feb2019 | 17:38 | 0.6             | 0.4                | 7293.0            | 0.6              |
| 26Feb2019 | 17:39 | 0.6             | 0.4                | 7293.0            | 0.6              |
| 26Feb2019 | 17:40 | 0.6             | 0.4                | 7293.0            | 0.6              |
| 26Feb2019 | 17:41 | 0.6             | 0.4                | 7293.0            | 0.6              |
| 26Feb2019 | 17:42 | 0.6             | 0.4                | 7293.0            | 0.6              |
| 26Feb2019 | 17:43 | 0.6             | 0.4                | 7293.0            | 0.6              |
| 26Feb2019 | 17:44 | 0.6             | 0.4                | 7293.0            | 0.6              |
| 26Feb2019 | 17:45 | 0.6             | 0.4                | 7293.0            | 0.6              |
| 26Feb2019 | 17:46 | 0.6             | 0.4                | 7293.0            | 0.6              |
| 26Feb2019 | 17:47 | 0.6             | 0.4                | 7293.0            | 0.6              |
| 26Feb2019 | 17:48 | 0.6             | 0.4                | 7293.0            | 0.6              |
| 26Feb2019 | 17:49 | 0.6             | 0.4                | 7293.0            | 0.6              |
| 26Feb2019 | 17:50 | 0.6             | 0.4                | 7293.0            | 0.6              |
| 26Feb2019 | 17:51 | 0.6             | 0.4                | 7293.0            | 0.6              |
| 26Feb2019 | 17:52 | 0.6             | 0.4                | 7293.0            | 0.6              |
| 26Feb2019 | 17:53 | 0.6             | 0.4                | 7293.0            | 0.6              |
| 26Feb2019 | 17:54 | 0.6             | 0.4                | 7293.0            | 0.6              |
| 26Feb2019 | 17:55 | 0.6             | 0.4                | 7293.0            | 0.6              |
| 26Feb2019 | 17:56 | 0.6             | 0.4                | 7293.0            | 0.6              |
| 26Feb2019 | 17:57 | 0.6             | 0.4                | 7293.0            | 0.6              |
| 26Feb2019 | 17:58 | 0.6             | 0.4                | 7293.0            | 0.6              |
| 26Feb2019 | 17:59 | 0.6             | 0.4                | 7293.0            | 0.6              |

| Date      | Time  | Inflow<br>(CFS) | Storage<br>(AC-FT) | Elevation<br>(FT) | Outflow<br>(CFS) |
|-----------|-------|-----------------|--------------------|-------------------|------------------|
| 26Feb2019 | 18:00 | 0.6             | 0.4                | 7293.0            | 0.6              |
| 26Feb2019 | 18:01 | 0.6             | 0.4                | 7293.0            | 0.6              |
| 26Feb2019 | 18:02 | 0.6             | 0.4                | 7293.0            | 0.6              |
| 26Feb2019 | 18:03 | 0.6             | 0.4                | 7293.0            | 0.6              |
| 26Feb2019 | 18:04 | 0.6             | 0.4                | 7293.0            | 0.6              |
| 26Feb2019 | 18:05 | 0.6             | 0.4                | 7293.0            | 0.6              |
| 26Feb2019 | 18:06 | 0.6             | 0.4                | 7293.0            | 0.6              |
| 26Feb2019 | 18:07 | 0.6             | 0.4                | 7293.0            | 0.6              |
| 26Feb2019 | 18:08 | 0.6             | 0.4                | 7293.0            | 0.6              |
| 26Feb2019 | 18:09 | 0.6             | 0.4                | 7293.0            | 0.6              |
| 26Feb2019 | 18:10 | 0.6             | 0.4                | 7293.0            | 0.6              |
| 26Feb2019 | 18:11 | 0.6             | 0.4                | 7293.0            | 0.6              |
| 26Feb2019 | 18:12 | 0.6             | 0.4                | 7293.0            | 0.6              |
| 26Feb2019 | 18:13 | 0.6             | 0.4                | 7293.0            | 0.6              |
| 26Feb2019 | 18:14 | 0.6             | 0.4                | 7293.0            | 0.6              |
| 26Feb2019 | 18:15 | 0.6             | 0.4                | 7293.0            | 0.6              |
| 26Feb2019 | 18:16 | 0.6             | 0.4                | 7293.0            | 0.6              |
| 26Feb2019 | 18:17 | 0.6             | 0.4                | 7293.0            | 0.6              |
| 26Feb2019 | 18:18 | 0.6             | 0.4                | 7293.0            | 0.6              |
| 26Feb2019 | 18:19 | 0.6             | 0.4                | 7293.0            | 0.6              |
| 26Feb2019 | 18:20 | 0.6             | 0.4                | 7293.0            | 0.6              |
| 26Feb2019 | 18:21 | 0.6             | 0.4                | 7293.0            | 0.6              |
| 26Feb2019 | 18:22 | 0.6             | 0.4                | 7293.0            | 0.6              |
| 26Feb2019 | 18:23 | 0.6             | 0.4                | 7293.0            | 0.6              |
| 26Feb2019 | 18:24 | 0.6             | 0.4                | 7293.0            | 0.6              |
| 26Feb2019 | 18:25 | 0.6             | 0.4                | 7293.0            | 0.6              |
| 26Feb2019 | 18:26 | 0.6             | 0.4                | 7293.0            | 0.6              |
| 26Feb2019 | 18:27 | 0.6             | 0.4                | 7293.0            | 0.6              |
| 26Feb2019 | 18:28 | 0.6             | 0.4                | 7293.0            | 0.6              |
| 26Feb2019 | 18:29 | 0.6             | 0.4                | 7293.0            | 0.6              |
| 26Feb2019 | 18:30 | 0.6             | 0.4                | 7293.0            | 0.6              |

| Date      | Time  | Inflow<br>(CFS) | Storage<br>(AC-FT) | Elevation<br>(FT) | Outflow<br>(CFS) |
|-----------|-------|-----------------|--------------------|-------------------|------------------|
| 26Feb2019 | 18:31 | 0.6             | 0.4                | 7293.0            | 0.6              |
| 26Feb2019 | 18:32 | 0.6             | 0.4                | 7293.0            | 0.6              |
| 26Feb2019 | 18:33 | 0.6             | 0.4                | 7293.0            | 0.6              |
| 26Feb2019 | 18:34 | 0.6             | 0.4                | 7293.0            | 0.6              |
| 26Feb2019 | 18:35 | 0.6             | 0.4                | 7293.0            | 0.6              |
| 26Feb2019 | 18:36 | 0.6             | 0.4                | 7293.0            | 0.6              |
| 26Feb2019 | 18:37 | 0.6             | 0.4                | 7293.0            | 0.6              |
| 26Feb2019 | 18:38 | 0.6             | 0.4                | 7293.0            | 0.6              |
| 26Feb2019 | 18:39 | 0.6             | 0.4                | 7293.0            | 0.6              |
| 26Feb2019 | 18:40 | 0.6             | 0.4                | 7293.0            | 0.6              |
| 26Feb2019 | 18:41 | 0.6             | 0.4                | 7293.0            | 0.6              |
| 26Feb2019 | 18:42 | 0.6             | 0.4                | 7293.0            | 0.6              |
| 26Feb2019 | 18:43 | 0.6             | 0.4                | 7293.0            | 0.6              |
| 26Feb2019 | 18:44 | 0.6             | 0.4                | 7293.0            | 0.6              |
| 26Feb2019 | 18:45 | 0.6             | 0.4                | 7293.0            | 0.6              |
| 26Feb2019 | 18:46 | 0.6             | 0.4                | 7293.0            | 0.6              |
| 26Feb2019 | 18:47 | 0.6             | 0.4                | 7293.0            | 0.6              |
| 26Feb2019 | 18:48 | 0.6             | 0.4                | 7293.0            | 0.6              |
| 26Feb2019 | 18:49 | 0.6             | 0.4                | 7293.0            | 0.6              |
| 26Feb2019 | 18:50 | 0.6             | 0.4                | 7293.0            | 0.6              |
| 26Feb2019 | 18:51 | 0.6             | 0.4                | 7293.0            | 0.6              |
| 26Feb2019 | 18:52 | 0.6             | 0.4                | 7293.0            | 0.6              |
| 26Feb2019 | 18:53 | 0.6             | 0.4                | 7293.0            | 0.6              |
| 26Feb2019 | 18:54 | 0.6             | 0.4                | 7293.0            | 0.6              |
| 26Feb2019 | 18:55 | 0.6             | 0.4                | 7293.0            | 0.6              |
| 26Feb2019 | 18:56 | 0.6             | 0.4                | 7293.0            | 0.6              |
| 26Feb2019 | 18:57 | 0.6             | 0.4                | 7293.0            | 0.6              |
| 26Feb2019 | 18:58 | 0.6             | 0.4                | 7293.0            | 0.6              |
| 26Feb2019 | 18:59 | 0.6             | 0.4                | 7293.0            | 0.6              |
| 26Feb2019 | 19:00 | 0.6             | 0.4                | 7293.0            | 0.6              |
| 26Feb2019 | 19:01 | 0.6             | 0.4                | 7293.0            | 0.6              |

| Date      | Time  | Inflow<br>(CFS) | Storage<br>(AC-FT) | Elevation<br>(FT) | Outflow<br>(CFS) |
|-----------|-------|-----------------|--------------------|-------------------|------------------|
| 26Feb2019 | 19:02 | 0.6             | 0.4                | 7293.0            | 0.6              |
| 26Feb2019 | 19:03 | 0.6             | 0.4                | 7293.0            | 0.6              |
| 26Feb2019 | 19:04 | 0.6             | 0.4                | 7293.0            | 0.6              |
| 26Feb2019 | 19:05 | 0.6             | 0.4                | 7293.0            | 0.6              |
| 26Feb2019 | 19:06 | 0.6             | 0.4                | 7293.0            | 0.6              |
| 26Feb2019 | 19:07 | 0.6             | 0.4                | 7293.0            | 0.6              |
| 26Feb2019 | 19:08 | 0.6             | 0.4                | 7293.0            | 0.6              |
| 26Feb2019 | 19:09 | 0.6             | 0.4                | 7293.0            | 0.6              |
| 26Feb2019 | 19:10 | 0.6             | 0.4                | 7293.0            | 0.6              |
| 26Feb2019 | 19:11 | 0.6             | 0.4                | 7293.0            | 0.6              |
| 26Feb2019 | 19:12 | 0.6             | 0.4                | 7293.0            | 0.6              |
| 26Feb2019 | 19:13 | 0.6             | 0.4                | 7293.0            | 0.6              |
| 26Feb2019 | 19:14 | 0.5             | 0.4                | 7293.0            | 0.6              |
| 26Feb2019 | 19:15 | 0.5             | 0.4                | 7293.0            | 0.6              |
| 26Feb2019 | 19:16 | 0.5             | 0.4                | 7293.0            | 0.6              |
| 26Feb2019 | 19:17 | 0.5             | 0.4                | 7293.0            | 0.6              |
| 26Feb2019 | 19:18 | 0.5             | 0.4                | 7293.0            | 0.6              |
| 26Feb2019 | 19:19 | 0.5             | 0.4                | 7293.0            | 0.6              |
| 26Feb2019 | 19:20 | 0.5             | 0.4                | 7293.0            | 0.6              |
| 26Feb2019 | 19:21 | 0.5             | 0.4                | 7293.0            | 0.6              |
| 26Feb2019 | 19:22 | 0.5             | 0.4                | 7293.0            | 0.6              |
| 26Feb2019 | 19:23 | 0.5             | 0.4                | 7293.0            | 0.6              |
| 26Feb2019 | 19:24 | 0.5             | 0.4                | 7293.0            | 0.6              |
| 26Feb2019 | 19:25 | 0.5             | 0.4                | 7293.0            | 0.6              |
| 26Feb2019 | 19:26 | 0.5             | 0.4                | 7293.0            | 0.6              |
| 26Feb2019 | 19:27 | 0.5             | 0.4                | 7293.0            | 0.6              |
| 26Feb2019 | 19:28 | 0.5             | 0.4                | 7293.0            | 0.6              |
| 26Feb2019 | 19:29 | 0.5             | 0.4                | 7293.0            | 0.6              |
| 26Feb2019 | 19:30 | 0.5             | 0.4                | 7293.0            | 0.6              |
| 26Feb2019 | 19:31 | 0.5             | 0.4                | 7293.0            | 0.6              |
| 26Feb2019 | 19:32 | 0.5             | 0.4                | 7293.0            | 0.6              |

| Date      | Time  | Inflow<br>(CFS) | Storage<br>(AC-FT) | Elevation<br>(FT) | Outflow<br>(CFS) |
|-----------|-------|-----------------|--------------------|-------------------|------------------|
| 26Feb2019 | 19:33 | 0.5             | 0.4                | 7293.0            | 0.6              |
| 26Feb2019 | 19:34 | 0.5             | 0.4                | 7293.0            | 0.6              |
| 26Feb2019 | 19:35 | 0.5             | 0.4                | 7293.0            | 0.6              |
| 26Feb2019 | 19:36 | 0.5             | 0.4                | 7293.0            | 0.6              |
| 26Feb2019 | 19:37 | 0.5             | 0.4                | 7293.0            | 0.6              |
| 26Feb2019 | 19:38 | 0.5             | 0.4                | 7293.0            | 0.6              |
| 26Feb2019 | 19:39 | 0.5             | 0.4                | 7293.0            | 0.6              |
| 26Feb2019 | 19:40 | 0.5             | 0.4                | 7293.0            | 0.6              |
| 26Feb2019 | 19:41 | 0.5             | 0.4                | 7293.0            | 0.5              |
| 26Feb2019 | 19:42 | 0.5             | 0.4                | 7293.0            | 0.5              |
| 26Feb2019 | 19:43 | 0.5             | 0.4                | 7293.0            | 0.5              |
| 26Feb2019 | 19:44 | 0.5             | 0.4                | 7293.0            | 0.5              |
| 26Feb2019 | 19:45 | 0.5             | 0.4                | 7293.0            | 0.5              |
| 26Feb2019 | 19:46 | 0.5             | 0.4                | 7293.0            | 0.5              |
| 26Feb2019 | 19:47 | 0.5             | 0.4                | 7293.0            | 0.5              |
| 26Feb2019 | 19:48 | 0.5             | 0.4                | 7293.0            | 0.5              |
| 26Feb2019 | 19:49 | 0.5             | 0.4                | 7293.0            | 0.5              |
| 26Feb2019 | 19:50 | 0.5             | 0.4                | 7293.0            | 0.5              |
| 26Feb2019 | 19:51 | 0.5             | 0.4                | 7293.0            | 0.5              |
| 26Feb2019 | 19:52 | 0.5             | 0.4                | 7293.0            | 0.5              |
| 26Feb2019 | 19:53 | 0.5             | 0.4                | 7293.0            | 0.5              |
| 26Feb2019 | 19:54 | 0.5             | 0.4                | 7293.0            | 0.5              |
| 26Feb2019 | 19:55 | 0.5             | 0.4                | 7293.0            | 0.5              |
| 26Feb2019 | 19:56 | 0.5             | 0.4                | 7293.0            | 0.5              |
| 26Feb2019 | 19:57 | 0.5             | 0.4                | 7293.0            | 0.5              |
| 26Feb2019 | 19:58 | 0.5             | 0.4                | 7293.0            | 0.5              |
| 26Feb2019 | 19:59 | 0.5             | 0.4                | 7293.0            | 0.5              |
| 26Feb2019 | 20:00 | 0.5             | 0.4                | 7293.0            | 0.5              |
| 26Feb2019 | 20:01 | 0.5             | 0.4                | 7293.0            | 0.5              |
| 26Feb2019 | 20:02 | 0.5             | 0.4                | 7293.0            | 0.5              |
| 26Feb2019 | 20:03 | 0.5             | 0.4                | 7293.0            | 0.5              |

| Date      | Time  | Inflow<br>(CFS) | Storage<br>(AC-FT) | Elevation<br>(FT) | Outflow<br>(CFS) |
|-----------|-------|-----------------|--------------------|-------------------|------------------|
| 26Feb2019 | 20:04 | 0.5             | 0.4                | 7293.0            | 0.5              |
| 26Feb2019 | 20:05 | 0.5             | 0.4                | 7293.0            | 0.5              |
| 26Feb2019 | 20:06 | 0.5             | 0.4                | 7293.0            | 0.5              |
| 26Feb2019 | 20:07 | 0.5             | 0.4                | 7293.0            | 0.5              |
| 26Feb2019 | 20:08 | 0.5             | 0.4                | 7293.0            | 0.5              |
| 26Feb2019 | 20:09 | 0.5             | 0.4                | 7293.0            | 0.5              |
| 26Feb2019 | 20:10 | 0.5             | 0.4                | 7293.0            | 0.5              |
| 26Feb2019 | 20:11 | 0.5             | 0.4                | 7293.0            | 0.5              |
| 26Feb2019 | 20:12 | 0.5             | 0.4                | 7293.0            | 0.5              |
| 26Feb2019 | 20:13 | 0.5             | 0.4                | 7293.0            | 0.5              |
| 26Feb2019 | 20:14 | 0.5             | 0.4                | 7293.0            | 0.5              |
| 26Feb2019 | 20:15 | 0.5             | 0.4                | 7293.0            | 0.5              |
| 26Feb2019 | 20:16 | 0.5             | 0.4                | 7293.0            | 0.5              |
| 26Feb2019 | 20:17 | 0.5             | 0.4                | 7293.0            | 0.5              |
| 26Feb2019 | 20:18 | 0.5             | 0.4                | 7293.0            | 0.5              |
| 26Feb2019 | 20:19 | 0.5             | 0.4                | 7293.0            | 0.5              |
| 26Feb2019 | 20:20 | 0.5             | 0.4                | 7293.0            | 0.5              |
| 26Feb2019 | 20:21 | 0.5             | 0.4                | 7293.0            | 0.5              |
| 26Feb2019 | 20:22 | 0.5             | 0.4                | 7293.0            | 0.5              |
| 26Feb2019 | 20:23 | 0.5             | 0.4                | 7293.0            | 0.5              |
| 26Feb2019 | 20:24 | 0.5             | 0.4                | 7293.0            | 0.5              |
| 26Feb2019 | 20:25 | 0.5             | 0.4                | 7293.0            | 0.5              |
| 26Feb2019 | 20:26 | 0.5             | 0.4                | 7293.0            | 0.5              |
| 26Feb2019 | 20:27 | 0.5             | 0.4                | 7293.0            | 0.5              |
| 26Feb2019 | 20:28 | 0.5             | 0.4                | 7293.0            | 0.5              |
| 26Feb2019 | 20:29 | 0.5             | 0.4                | 7293.0            | 0.5              |
| 26Feb2019 | 20:30 | 0.5             | 0.4                | 7293.0            | 0.5              |
| 26Feb2019 | 20:31 | 0.5             | 0.4                | 7293.0            | 0.5              |
| 26Feb2019 | 20:32 | 0.5             | 0.4                | 7293.0            | 0.5              |
| 26Feb2019 | 20:33 | 0.5             | 0.4                | 7293.0            | 0.5              |
| 26Feb2019 | 20:34 | 0.5             | 0.4                | 7293.0            | 0.5              |



| Date      | Time  | Inflow<br>(CFS) | Storage<br>(AC-FT) | Elevation<br>(FT) | Outflow<br>(CFS) |
|-----------|-------|-----------------|--------------------|-------------------|------------------|
| 26Feb2019 | 20:35 | 0.5             | 0.4                | 7293.0            | 0.5              |
| 26Feb2019 | 20:36 | 0.5             | 0.4                | 7293.0            | 0.5              |
| 26Feb2019 | 20:37 | 0.5             | 0.4                | 7293.0            | 0.5              |
| 26Feb2019 | 20:38 | 0.5             | 0.4                | 7293.0            | 0.5              |
| 26Feb2019 | 20:39 | 0.5             | 0.4                | 7293.0            | 0.5              |
| 26Feb2019 | 20:40 | 0.5             | 0.4                | 7293.0            | 0.5              |
| 26Feb2019 | 20:41 | 0.5             | 0.4                | 7293.0            | 0.5              |
| 26Feb2019 | 20:42 | 0.5             | 0.4                | 7293.0            | 0.5              |
| 26Feb2019 | 20:43 | 0.5             | 0.4                | 7293.0            | 0.5              |
| 26Feb2019 | 20:44 | 0.5             | 0.4                | 7293.0            | 0.5              |
| 26Feb2019 | 20:45 | 0.5             | 0.4                | 7293.0            | 0.5              |
| 26Feb2019 | 20:46 | 0.5             | 0.4                | 7293.0            | 0.5              |
| 26Feb2019 | 20:47 | 0.5             | 0.4                | 7293.0            | 0.5              |
| 26Feb2019 | 20:48 | 0.5             | 0.4                | 7293.0            | 0.5              |
| 26Feb2019 | 20:49 | 0.5             | 0.4                | 7293.0            | 0.5              |
| 26Feb2019 | 20:50 | 0.5             | 0.4                | 7293.0            | 0.5              |
| 26Feb2019 | 20:51 | 0.5             | 0.4                | 7293.0            | 0.5              |
| 26Feb2019 | 20:52 | 0.5             | 0.4                | 7293.0            | 0.5              |
| 26Feb2019 | 20:53 | 0.5             | 0.4                | 7293.0            | 0.5              |
| 26Feb2019 | 20:54 | 0.5             | 0.4                | 7293.0            | 0.5              |
| 26Feb2019 | 20:55 | 0.5             | 0.4                | 7293.0            | 0.5              |
| 26Feb2019 | 20:56 | 0.5             | 0.4                | 7293.0            | 0.5              |
| 26Feb2019 | 20:57 | 0.5             | 0.4                | 7293.0            | 0.5              |
| 26Feb2019 | 20:58 | 0.5             | 0.4                | 7293.0            | 0.5              |
| 26Feb2019 | 20:59 | 0.5             | 0.4                | 7293.0            | 0.5              |
| 26Feb2019 | 21:00 | 0.5             | 0.4                | 7293.0            | 0.5              |
| 26Feb2019 | 21:01 | 0.5             | 0.4                | 7293.0            | 0.5              |
| 26Feb2019 | 21:02 | 0.5             | 0.4                | 7293.0            | 0.5              |
| 26Feb2019 | 21:03 | 0.5             | 0.4                | 7293.0            | 0.5              |
| 26Feb2019 | 21:04 | 0.5             | 0.4                | 7293.0            | 0.5              |
| 26Feb2019 | 21:05 | 0.5             | 0.4                | 7293.0            | 0.5              |

| Date      | Time  | Inflow<br>(CFS) | Storage<br>(AC-FT) | Elevation<br>(FT) | Outflow<br>(CFS) |
|-----------|-------|-----------------|--------------------|-------------------|------------------|
| 26Feb2019 | 21:06 | 0.5             | 0.4                | 7293.0            | 0.5              |
| 26Feb2019 | 21:07 | 0.5             | 0.4                | 7293.0            | 0.5              |
| 26Feb2019 | 21:08 | 0.5             | 0.4                | 7293.0            | 0.5              |
| 26Feb2019 | 21:09 | 0.5             | 0.4                | 7293.0            | 0.5              |
| 26Feb2019 | 21:10 | 0.5             | 0.4                | 7293.0            | 0.5              |
| 26Feb2019 | 21:11 | 0.5             | 0.4                | 7293.0            | 0.5              |
| 26Feb2019 | 21:12 | 0.5             | 0.4                | 7293.0            | 0.5              |
| 26Feb2019 | 21:13 | 0.5             | 0.4                | 7293.0            | 0.5              |
| 26Feb2019 | 21:14 | 0.5             | 0.4                | 7293.0            | 0.5              |
| 26Feb2019 | 21:15 | 0.5             | 0.4                | 7293.0            | 0.5              |
| 26Feb2019 | 21:16 | 0.5             | 0.4                | 7293.0            | 0.5              |
| 26Feb2019 | 21:17 | 0.5             | 0.4                | 7293.0            | 0.5              |
| 26Feb2019 | 21:18 | 0.5             | 0.4                | 7293.0            | 0.5              |
| 26Feb2019 | 21:19 | 0.5             | 0.4                | 7293.0            | 0.5              |
| 26Feb2019 | 21:20 | 0.5             | 0.4                | 7293.0            | 0.5              |
| 26Feb2019 | 21:21 | 0.5             | 0.4                | 7293.0            | 0.5              |
| 26Feb2019 | 21:22 | 0.5             | 0.4                | 7293.0            | 0.5              |
| 26Feb2019 | 21:23 | 0.5             | 0.4                | 7293.0            | 0.5              |
| 26Feb2019 | 21:24 | 0.5             | 0.4                | 7293.0            | 0.5              |
| 26Feb2019 | 21:25 | 0.5             | 0.4                | 7293.0            | 0.5              |
| 26Feb2019 | 21:26 | 0.5             | 0.4                | 7293.0            | 0.5              |
| 26Feb2019 | 21:27 | 0.5             | 0.4                | 7293.0            | 0.5              |
| 26Feb2019 | 21:28 | 0.5             | 0.4                | 7293.0            | 0.5              |
| 26Feb2019 | 21:29 | 0.5             | 0.4                | 7293.0            | 0.5              |
| 26Feb2019 | 21:30 | 0.5             | 0.4                | 7293.0            | 0.5              |
| 26Feb2019 | 21:31 | 0.5             | 0.4                | 7293.0            | 0.5              |
| 26Feb2019 | 21:32 | 0.5             | 0.4                | 7293.0            | 0.5              |
| 26Feb2019 | 21:33 | 0.5             | 0.4                | 7293.0            | 0.5              |
| 26Feb2019 | 21:34 | 0.5             | 0.4                | 7293.0            | 0.5              |
| 26Feb2019 | 21:35 | 0.5             | 0.4                | 7293.0            | 0.5              |
| 26Feb2019 | 21:36 | 0.5             | 0.4                | 7293.0            | 0.5              |

| Date      | Time  | Inflow<br>(CFS) | Storage<br>(AC-FT) | Elevation<br>(FT) | Outflow<br>(CFS) |
|-----------|-------|-----------------|--------------------|-------------------|------------------|
| 26Feb2019 | 21:37 | 0.5             | 0.4                | 7293.0            | 0.5              |
| 26Feb2019 | 21:38 | 0.5             | 0.4                | 7293.0            | 0.5              |
| 26Feb2019 | 21:39 | 0.5             | 0.4                | 7293.0            | 0.5              |
| 26Feb2019 | 21:40 | 0.5             | 0.4                | 7293.0            | 0.5              |
| 26Feb2019 | 21:41 | 0.5             | 0.4                | 7293.0            | 0.5              |
| 26Feb2019 | 21:42 | 0.5             | 0.4                | 7293.0            | 0.5              |
| 26Feb2019 | 21:43 | 0.5             | 0.4                | 7293.0            | 0.5              |
| 26Feb2019 | 21:44 | 0.5             | 0.4                | 7293.0            | 0.5              |
| 26Feb2019 | 21:45 | 0.5             | 0.4                | 7293.0            | 0.5              |
| 26Feb2019 | 21:46 | 0.5             | 0.4                | 7293.0            | 0.5              |
| 26Feb2019 | 21:47 | 0.5             | 0.4                | 7293.0            | 0.5              |
| 26Feb2019 | 21:48 | 0.5             | 0.4                | 7293.0            | 0.5              |
| 26Feb2019 | 21:49 | 0.5             | 0.4                | 7293.0            | 0.5              |
| 26Feb2019 | 21:50 | 0.5             | 0.4                | 7293.0            | 0.5              |
| 26Feb2019 | 21:51 | 0.5             | 0.4                | 7293.0            | 0.5              |
| 26Feb2019 | 21:52 | 0.5             | 0.4                | 7293.0            | 0.5              |
| 26Feb2019 | 21:53 | 0.5             | 0.4                | 7293.0            | 0.5              |
| 26Feb2019 | 21:54 | 0.5             | 0.4                | 7293.0            | 0.5              |
| 26Feb2019 | 21:55 | 0.5             | 0.4                | 7293.0            | 0.5              |
| 26Feb2019 | 21:56 | 0.5             | 0.4                | 7293.0            | 0.5              |
| 26Feb2019 | 21:57 | 0.5             | 0.4                | 7293.0            | 0.5              |
| 26Feb2019 | 21:58 | 0.6             | 0.4                | 7293.0            | 0.5              |
| 26Feb2019 | 21:59 | 0.6             | 0.4                | 7293.0            | 0.5              |
| 26Feb2019 | 22:00 | 0.6             | 0.4                | 7293.0            | 0.5              |
| 26Feb2019 | 22:01 | 0.6             | 0.4                | 7293.0            | 0.5              |
| 26Feb2019 | 22:02 | 0.6             | 0.4                | 7293.0            | 0.5              |
| 26Feb2019 | 22:03 | 0.6             | 0.4                | 7293.0            | 0.5              |
| 26Feb2019 | 22:04 | 0.6             | 0.4                | 7293.0            | 0.5              |
| 26Feb2019 | 22:05 | 0.6             | 0.4                | 7293.0            | 0.5              |
| 26Feb2019 | 22:06 | 0.6             | 0.4                | 7293.0            | 0.5              |
| 26Feb2019 | 22:07 | 0.6             | 0.4                | 7293.0            | 0.5              |

| Date      | Time  | Inflow<br>(CFS) | Storage<br>(AC-FT) | Elevation<br>(FT) | Outflow<br>(CFS) |
|-----------|-------|-----------------|--------------------|-------------------|------------------|
| 26Feb2019 | 22:08 | 0.6             | 0.4                | 7293.0            | 0.5              |
| 26Feb2019 | 22:09 | 0.6             | 0.4                | 7293.0            | 0.5              |
| 26Feb2019 | 22:10 | 0.6             | 0.4                | 7293.0            | 0.5              |
| 26Feb2019 | 22:11 | 0.6             | 0.4                | 7293.0            | 0.5              |
| 26Feb2019 | 22:12 | 0.6             | 0.4                | 7293.0            | 0.5              |
| 26Feb2019 | 22:13 | 0.6             | 0.4                | 7293.0            | 0.5              |
| 26Feb2019 | 22:14 | 0.6             | 0.4                | 7293.0            | 0.5              |
| 26Feb2019 | 22:15 | 0.6             | 0.4                | 7293.0            | 0.5              |
| 26Feb2019 | 22:16 | 0.6             | 0.4                | 7293.0            | 0.5              |
| 26Feb2019 | 22:17 | 0.6             | 0.4                | 7293.0            | 0.5              |
| 26Feb2019 | 22:18 | 0.6             | 0.4                | 7293.0            | 0.5              |
| 26Feb2019 | 22:19 | 0.6             | 0.4                | 7293.0            | 0.5              |
| 26Feb2019 | 22:20 | 0.6             | 0.4                | 7293.0            | 0.5              |
| 26Feb2019 | 22:21 | 0.6             | 0.4                | 7293.0            | 0.5              |
| 26Feb2019 | 22:22 | 0.6             | 0.4                | 7293.0            | 0.5              |
| 26Feb2019 | 22:23 | 0.6             | 0.4                | 7293.0            | 0.5              |
| 26Feb2019 | 22:24 | 0.6             | 0.4                | 7293.0            | 0.5              |
| 26Feb2019 | 22:25 | 0.6             | 0.4                | 7293.0            | 0.5              |
| 26Feb2019 | 22:26 | 0.6             | 0.4                | 7293.0            | 0.5              |
| 26Feb2019 | 22:27 | 0.6             | 0.4                | 7293.0            | 0.5              |
| 26Feb2019 | 22:28 | 0.6             | 0.4                | 7293.0            | 0.5              |
| 26Feb2019 | 22:29 | 0.6             | 0.4                | 7293.0            | 0.5              |
| 26Feb2019 | 22:30 | 0.6             | 0.4                | 7293.0            | 0.5              |
| 26Feb2019 | 22:31 | 0.6             | 0.4                | 7293.0            | 0.5              |
| 26Feb2019 | 22:32 | 0.6             | 0.4                | 7293.0            | 0.5              |
| 26Feb2019 | 22:33 | 0.6             | 0.4                | 7293.0            | 0.5              |
| 26Feb2019 | 22:34 | 0.6             | 0.4                | 7293.0            | 0.6              |
| 26Feb2019 | 22:35 | 0.6             | 0.4                | 7293.0            | 0.6              |
| 26Feb2019 | 22:36 | 0.6             | 0.4                | 7293.0            | 0.6              |
| 26Feb2019 | 22:37 | 0.6             | 0.4                | 7293.0            | 0.6              |
| 26Feb2019 | 22:38 | 0.6             | 0.4                | 7293.0            | 0.6              |

| Date      | Time  | Inflow<br>(CFS) | Storage<br>(AC-FT) | Elevation<br>(FT) | Outflow<br>(CFS) |
|-----------|-------|-----------------|--------------------|-------------------|------------------|
| 26Feb2019 | 22:39 | 0.6             | 0.4                | 7293.0            | 0.6              |
| 26Feb2019 | 22:40 | 0.6             | 0.4                | 7293.0            | 0.6              |
| 26Feb2019 | 22:41 | 0.6             | 0.4                | 7293.0            | 0.6              |
| 26Feb2019 | 22:42 | 0.6             | 0.4                | 7293.0            | 0.6              |
| 26Feb2019 | 22:43 | 0.6             | 0.4                | 7293.0            | 0.6              |
| 26Feb2019 | 22:44 | 0.6             | 0.4                | 7293.0            | 0.6              |
| 26Feb2019 | 22:45 | 0.6             | 0.4                | 7293.0            | 0.6              |
| 26Feb2019 | 22:46 | 0.6             | 0.4                | 7293.0            | 0.6              |
| 26Feb2019 | 22:47 | 0.6             | 0.4                | 7293.0            | 0.6              |
| 26Feb2019 | 22:48 | 0.6             | 0.4                | 7293.0            | 0.6              |
| 26Feb2019 | 22:49 | 0.6             | 0.4                | 7293.0            | 0.6              |
| 26Feb2019 | 22:50 | 0.6             | 0.4                | 7293.0            | 0.6              |
| 26Feb2019 | 22:51 | 0.6             | 0.4                | 7293.0            | 0.6              |
| 26Feb2019 | 22:52 | 0.6             | 0.4                | 7293.0            | 0.6              |
| 26Feb2019 | 22:53 | 0.6             | 0.4                | 7293.0            | 0.6              |
| 26Feb2019 | 22:54 | 0.6             | 0.4                | 7293.0            | 0.6              |
| 26Feb2019 | 22:55 | 0.6             | 0.4                | 7293.0            | 0.6              |
| 26Feb2019 | 22:56 | 0.6             | 0.4                | 7293.0            | 0.6              |
| 26Feb2019 | 22:57 | 0.6             | 0.4                | 7293.0            | 0.6              |
| 26Feb2019 | 22:58 | 0.6             | 0.4                | 7293.0            | 0.6              |
| 26Feb2019 | 22:59 | 0.7             | 0.4                | 7293.0            | 0.6              |
| 26Feb2019 | 23:00 | 0.7             | 0.4                | 7293.0            | 0.6              |
| 26Feb2019 | 23:01 | 0.7             | 0.4                | 7293.0            | 0.6              |
| 26Feb2019 | 23:02 | 0.7             | 0.4                | 7293.0            | 0.6              |
| 26Feb2019 | 23:03 | 0.7             | 0.4                | 7293.0            | 0.6              |
| 26Feb2019 | 23:04 | 0.7             | 0.4                | 7293.0            | 0.6              |
| 26Feb2019 | 23:05 | 0.7             | 0.4                | 7293.0            | 0.6              |
| 26Feb2019 | 23:06 | 0.7             | 0.4                | 7293.0            | 0.6              |
| 26Feb2019 | 23:07 | 0.7             | 0.4                | 7293.0            | 0.6              |
| 26Feb2019 | 23:08 | 0.7             | 0.4                | 7293.0            | 0.6              |
| 26Feb2019 | 23:09 | 0.7             | 0.4                | 7293.0            | 0.6              |

| Date      | Time  | Inflow<br>(CFS) | Storage<br>(AC-FT) | Elevation<br>(FT) | Outflow<br>(CFS) |
|-----------|-------|-----------------|--------------------|-------------------|------------------|
| 26Feb2019 | 23:10 | 0.7             | 0.4                | 7293.0            | 0.6              |
| 26Feb2019 | 23:11 | 0.7             | 0.4                | 7293.0            | 0.6              |
| 26Feb2019 | 23:12 | 0.7             | 0.4                | 7293.0            | 0.6              |
| 26Feb2019 | 23:13 | 0.7             | 0.4                | 7293.0            | 0.6              |
| 26Feb2019 | 23:14 | 0.7             | 0.4                | 7293.0            | 0.6              |
| 26Feb2019 | 23:15 | 0.7             | 0.4                | 7293.0            | 0.6              |
| 26Feb2019 | 23:16 | 0.7             | 0.4                | 7293.0            | 0.6              |
| 26Feb2019 | 23:17 | 0.7             | 0.4                | 7293.0            | 0.6              |
| 26Feb2019 | 23:18 | 0.7             | 0.4                | 7293.0            | 0.6              |
| 26Feb2019 | 23:19 | 0.7             | 0.4                | 7293.0            | 0.6              |
| 26Feb2019 | 23:20 | 0.7             | 0.4                | 7293.0            | 0.6              |
| 26Feb2019 | 23:21 | 0.7             | 0.4                | 7293.0            | 0.6              |
| 26Feb2019 | 23:22 | 0.7             | 0.4                | 7293.0            | 0.6              |
| 26Feb2019 | 23:23 | 0.7             | 0.4                | 7293.0            | 0.6              |
| 26Feb2019 | 23:24 | 0.7             | 0.4                | 7293.0            | 0.6              |
| 26Feb2019 | 23:25 | 0.7             | 0.4                | 7293.0            | 0.6              |
| 26Feb2019 | 23:26 | 0.7             | 0.4                | 7293.0            | 0.6              |
| 26Feb2019 | 23:27 | 0.7             | 0.4                | 7293.0            | 0.6              |
| 26Feb2019 | 23:28 | 0.7             | 0.4                | 7293.0            | 0.6              |
| 26Feb2019 | 23:29 | 0.7             | 0.4                | 7293.0            | 0.6              |
| 26Feb2019 | 23:30 | 0.7             | 0.4                | 7293.0            | 0.6              |
| 26Feb2019 | 23:31 | 0.7             | 0.4                | 7293.0            | 0.7              |
| 26Feb2019 | 23:32 | 0.7             | 0.4                | 7293.0            | 0.7              |
| 26Feb2019 | 23:33 | 0.7             | 0.4                | 7293.0            | 0.7              |
| 26Feb2019 | 23:34 | 0.7             | 0.4                | 7293.0            | 0.7              |
| 26Feb2019 | 23:35 | 0.7             | 0.4                | 7293.0            | 0.7              |
| 26Feb2019 | 23:36 | 0.7             | 0.4                | 7293.0            | 0.7              |
| 26Feb2019 | 23:37 | 0.7             | 0.4                | 7293.0            | 0.7              |
| 26Feb2019 | 23:38 | 0.7             | 0.4                | 7293.0            | 0.7              |
| 26Feb2019 | 23:39 | 0.7             | 0.4                | 7293.0            | 0.7              |
| 26Feb2019 | 23:40 | 0.7             | 0.4                | 7293.0            | 0.7              |

| Date      | Time  | Inflow<br>(CFS) | Storage<br>(AC-FT) | Elevation<br>(FT) | Outflow<br>(CFS) |
|-----------|-------|-----------------|--------------------|-------------------|------------------|
| 26Feb2019 | 23:41 | 0.7             | 0.4                | 7293.0            | 0.7              |
| 26Feb2019 | 23:42 | 0.7             | 0.4                | 7293.0            | 0.7              |
| 26Feb2019 | 23:43 | 0.8             | 0.4                | 7293.1            | 0.7              |
| 26Feb2019 | 23:44 | 0.8             | 0.4                | 7293.1            | 0.7              |
| 26Feb2019 | 23:45 | 0.8             | 0.4                | 7293.1            | 0.7              |
| 26Feb2019 | 23:46 | 0.8             | 0.4                | 7293.1            | 0.7              |
| 26Feb2019 | 23:47 | 0.8             | 0.4                | 7293.1            | 0.7              |
| 26Feb2019 | 23:48 | 0.8             | 0.4                | 7293.1            | 0.7              |
| 26Feb2019 | 23:49 | 0.8             | 0.4                | 7293.1            | 0.7              |
| 26Feb2019 | 23:50 | 0.8             | 0.4                | 7293.1            | 0.7              |
| 26Feb2019 | 23:51 | 0.8             | 0.4                | 7293.1            | 0.7              |
| 26Feb2019 | 23:52 | 0.8             | 0.4                | 7293.1            | 0.7              |
| 26Feb2019 | 23:53 | 0.8             | 0.4                | 7293.1            | 0.7              |
| 26Feb2019 | 23:54 | 0.8             | 0.4                | 7293.1            | 0.7              |
| 26Feb2019 | 23:55 | 0.8             | 0.4                | 7293.1            | 0.7              |
| 26Feb2019 | 23:56 | 0.8             | 0.4                | 7293.1            | 0.7              |
| 26Feb2019 | 23:57 | 0.8             | 0.4                | 7293.1            | 0.7              |
| 26Feb2019 | 23:58 | 0.8             | 0.4                | 7293.1            | 0.7              |
| 26Feb2019 | 23:59 | 0.8             | 0.4                | 7293.1            | 0.7              |
| 27Feb2019 | 00:00 | 0.8             | 0.4                | 7293.1            | 0.7              |
| 27Feb2019 | 00:01 | 0.8             | 0.4                | 7293.1            | 0.7              |
| 27Feb2019 | 00:02 | 0.8             | 0.4                | 7293.1            | 0.7              |
| 27Feb2019 | 00:03 | 0.8             | 0.4                | 7293.1            | 0.7              |
| 27Feb2019 | 00:04 | 0.8             | 0.4                | 7293.1            | 0.7              |
| 27Feb2019 | 00:05 | 0.7             | 0.4                | 7293.1            | 0.7              |
| 27Feb2019 | 00:06 | 0.7             | 0.4                | 7293.1            | 0.7              |
| 27Feb2019 | 00:07 | 0.6             | 0.4                | 7293.1            | 0.7              |
| 27Feb2019 | 00:08 | 0.6             | 0.4                | 7293.1            | 0.7              |
| 27Feb2019 | 00:09 | 0.5             | 0.4                | 7293.1            | 0.7              |
| 27Feb2019 | 00:10 | 0.5             | 0.4                | 7293.1            | 0.7              |
| 27Feb2019 | 00:11 | 0.5             | 0.4                | 7293.1            | 0.7              |

| Date      | Time  | Inflow<br>(CFS) | Storage<br>(AC-FT) | Elevation<br>(FT) | Outflow<br>(CFS) |
|-----------|-------|-----------------|--------------------|-------------------|------------------|
| 27Feb2019 | 00:12 | 0.4             | 0.4                | 7293.1            | 0.7              |
| 27Feb2019 | 00:13 | 0.4             | 0.4                | 7293.1            | 0.7              |
| 27Feb2019 | 00:14 | 0.4             | 0.4                | 7293.1            | 0.7              |
| 27Feb2019 | 00:15 | 0.4             | 0.4                | 7293.0            | 0.7              |
| 27Feb2019 | 00:16 | 0.3             | 0.4                | 7293.0            | 0.7              |
| 27Feb2019 | 00:17 | 0.3             | 0.4                | 7293.0            | 0.6              |
| 27Feb2019 | 00:18 | 0.3             | 0.4                | 7293.0            | 0.6              |
| 27Feb2019 | 00:19 | 0.3             | 0.4                | 7293.0            | 0.6              |
| 27Feb2019 | 00:20 | 0.3             | 0.4                | 7293.0            | 0.6              |
| 27Feb2019 | 00:21 | 0.2             | 0.4                | 7293.0            | 0.6              |
| 27Feb2019 | 00:22 | 0.2             | 0.4                | 7293.0            | 0.6              |
| 27Feb2019 | 00:23 | 0.2             | 0.4                | 7293.0            | 0.6              |
| 27Feb2019 | 00:24 | 0.2             | 0.4                | 7293.0            | 0.6              |
| 27Feb2019 | 00:25 | 0.2             | 0.4                | 7293.0            | 0.6              |
| 27Feb2019 | 00:26 | 0.2             | 0.4                | 7293.0            | 0.6              |
| 27Feb2019 | 00:27 | 0.2             | 0.4                | 7293.0            | 0.5              |
| 27Feb2019 | 00:28 | 0.2             | 0.4                | 7293.0            | 0.5              |
| 27Feb2019 | 00:29 | 0.1             | 0.4                | 7293.0            | 0.5              |
| 27Feb2019 | 00:30 | 0.1             | 0.4                | 7293.0            | 0.5              |
| 27Feb2019 | 00:31 | 0.1             | 0.4                | 7293.0            | 0.5              |
| 27Feb2019 | 00:32 | 0.1             | 0.4                | 7293.0            | 0.5              |
| 27Feb2019 | 00:33 | 0.1             | 0.4                | 7293.0            | 0.5              |
| 27Feb2019 | 00:34 | 0.1             | 0.4                | 7293.0            | 0.5              |
| 27Feb2019 | 00:35 | 0.1             | 0.4                | 7293.0            | 0.5              |
| 27Feb2019 | 00:36 | 0.1             | 0.4                | 7293.0            | 0.5              |
| 27Feb2019 | 00:37 | 0.1             | 0.4                | 7293.0            | 0.4              |
| 27Feb2019 | 00:38 | 0.1             | 0.4                | 7293.0            | 0.4              |
| 27Feb2019 | 00:39 | 0.1             | 0.4                | 7293.0            | 0.4              |
| 27Feb2019 | 00:40 | 0.1             | 0.4                | 7293.0            | 0.4              |
| 27Feb2019 | 00:41 | 0.1             | 0.4                | 7293.0            | 0.4              |
| 27Feb2019 | 00:42 | 0.1             | 0.4                | 7293.0            | 0.4              |



| Date      | Time  | Inflow<br>(CFS) | Storage<br>(AC-FT) | Elevation<br>(FT) | Outflow<br>(CFS) |
|-----------|-------|-----------------|--------------------|-------------------|------------------|
| 27Feb2019 | 00:43 | 0.1             | 0.4                | 7293.0            | 0.4              |
| 27Feb2019 | 00:44 | 0.1             | 0.4                | 7293.0            | 0.4              |
| 27Feb2019 | 00:45 | 0.1             | 0.4                | 7293.0            | 0.4              |
| 27Feb2019 | 00:46 | 0.1             | 0.4                | 7293.0            | 0.4              |
| 27Feb2019 | 00:47 | 0.1             | 0.4                | 7293.0            | 0.3              |
| 27Feb2019 | 00:48 | 0.0             | 0.4                | 7293.0            | 0.3              |
| 27Feb2019 | 00:49 | 0.0             | 0.4                | 7293.0            | 0.3              |
| 27Feb2019 | 00:50 | 0.0             | 0.4                | 7293.0            | 0.3              |
| 27Feb2019 | 00:51 | 0.0             | 0.4                | 7293.0            | 0.3              |
| 27Feb2019 | 00:52 | 0.0             | 0.4                | 7293.0            | 0.3              |
| 27Feb2019 | 00:53 | 0.0             | 0.4                | 7293.0            | 0.3              |
| 27Feb2019 | 00:54 | 0.0             | 0.4                | 7293.0            | 0.3              |
| 27Feb2019 | 00:55 | 0.0             | 0.4                | 7293.0            | 0.3              |
| 27Feb2019 | 00:56 | 0.0             | 0.4                | 7293.0            | 0.3              |
| 27Feb2019 | 00:57 | 0.0             | 0.4                | 7293.0            | 0.3              |
| 27Feb2019 | 00:58 | 0.0             | 0.4                | 7293.0            | 0.3              |
| 27Feb2019 | 00:59 | 0.0             | 0.4                | 7293.0            | 0.3              |
| 27Feb2019 | 01:00 | 0.0             | 0.4                | 7293.0            | 0.3              |
| 27Feb2019 | 01:01 | 0.0             | 0.4                | 7293.0            | 0.2              |
| 27Feb2019 | 01:02 | 0.0             | 0.4                | 7293.0            | 0.2              |
| 27Feb2019 | 01:03 | 0.0             | 0.4                | 7293.0            | 0.2              |
| 27Feb2019 | 01:04 | 0.0             | 0.3                | 7293.0            | 0.2              |
| 27Feb2019 | 01:05 | 0.0             | 0.3                | 7293.0            | 0.2              |
| 27Feb2019 | 01:06 | 0.0             | 0.3                | 7293.0            | 0.2              |
| 27Feb2019 | 01:07 | 0.0             | 0.3                | 7293.0            | 0.2              |
| 27Feb2019 | 01:08 | 0.0             | 0.3                | 7293.0            | 0.2              |
| 27Feb2019 | 01:09 | 0.0             | 0.3                | 7293.0            | 0.2              |
| 27Feb2019 | 01:10 | 0.0             | 0.3                | 7293.0            | 0.2              |
| 27Feb2019 | 01:11 | 0.0             | 0.3                | 7293.0            | 0.2              |
| 27Feb2019 | 01:12 | 0.0             | 0.3                | 7293.0            | 0.2              |
| 27Feb2019 | 01:13 | 0.0             | 0.3                | 7293.0            | 0.2              |

| Date      | Time  | Inflow<br>(CFS) | Storage<br>(AC-FT) | Elevation<br>(FT) | Outflow<br>(CFS) |
|-----------|-------|-----------------|--------------------|-------------------|------------------|
| 27Feb2019 | 01:14 | 0.0             | 0.3                | 7293.0            | 0.2              |
| 27Feb2019 | 01:15 | 0.0             | 0.3                | 7293.0            | 0.2              |
| 27Feb2019 | 01:16 | 0.0             | 0.3                | 7293.0            | 0.2              |
| 27Feb2019 | 01:17 | 0.0             | 0.3                | 7293.0            | 0.2              |
| 27Feb2019 | 01:18 | 0.0             | 0.3                | 7293.0            | 0.2              |
| 27Feb2019 | 01:19 | 0.0             | 0.3                | 7293.0            | 0.2              |
| 27Feb2019 | 01:20 | 0.0             | 0.3                | 7293.0            | 0.2              |
| 27Feb2019 | 01:21 | 0.0             | 0.3                | 7293.0            | 0.1              |
| 27Feb2019 | 01:22 | 0.0             | 0.3                | 7293.0            | 0.1              |
| 27Feb2019 | 01:23 | 0.0             | 0.3                | 7293.0            | 0.1              |
| 27Feb2019 | 01:24 | 0.0             | 0.3                | 7293.0            | 0.1              |
| 27Feb2019 | 01:25 | 0.0             | 0.3                | 7293.0            | 0.1              |
| 27Feb2019 | 01:26 | 0.0             | 0.3                | 7293.0            | 0.1              |
| 27Feb2019 | 01:27 | 0.0             | 0.3                | 7293.0            | 0.1              |
| 27Feb2019 | 01:28 | 0.0             | 0.3                | 7293.0            | 0.1              |
| 27Feb2019 | 01:29 | 0.0             | 0.3                | 7293.0            | 0.1              |
| 27Feb2019 | 01:30 | 0.0             | 0.3                | 7293.0            | 0.1              |
| 27Feb2019 | 01:31 | 0.0             | 0.3                | 7293.0            | 0.1              |
| 27Feb2019 | 01:32 | 0.0             | 0.3                | 7293.0            | 0.1              |
| 27Feb2019 | 01:33 | 0.0             | 0.3                | 7293.0            | 0.1              |
| 27Feb2019 | 01:34 | 0.0             | 0.3                | 7293.0            | 0.1              |
| 27Feb2019 | 01:35 | 0.0             | 0.3                | 7293.0            | 0.1              |
| 27Feb2019 | 01:36 | 0.0             | 0.3                | 7293.0            | 0.1              |
| 27Feb2019 | 01:37 | 0.0             | 0.3                | 7293.0            | 0.1              |
| 27Feb2019 | 01:38 | 0.0             | 0.3                | 7293.0            | 0.1              |
| 27Feb2019 | 01:39 | 0.0             | 0.3                | 7293.0            | 0.1              |
| 27Feb2019 | 01:40 | 0.0             | 0.3                | 7293.0            | 0.1              |
| 27Feb2019 | 01:41 | 0.0             | 0.3                | 7293.0            | 0.1              |
| 27Feb2019 | 01:42 | 0.0             | 0.3                | 7293.0            | 0.1              |
| 27Feb2019 | 01:43 | 0.0             | 0.3                | 7293.0            | 0.1              |
| 27Feb2019 | 01:44 | 0.0             | 0.3                | 7293.0            | 0.1              |

| Date      | Time  | Inflow<br>(CFS) | Storage<br>(AC-FT) | Elevation<br>(FT) | Outflow<br>(CFS) |
|-----------|-------|-----------------|--------------------|-------------------|------------------|
| 27Feb2019 | 01:45 | 0.0             | 0.3                | 7293.0            | 0.1              |
| 27Feb2019 | 01:46 | 0.0             | 0.3                | 7293.0            | 0.1              |
| 27Feb2019 | 01:47 | 0.0             | 0.3                | 7293.0            | 0.1              |
| 27Feb2019 | 01:48 | 0.0             | 0.3                | 7293.0            | 0.1              |
| 27Feb2019 | 01:49 | 0.0             | 0.3                | 7293.0            | 0.1              |
| 27Feb2019 | 01:50 | 0.0             | 0.3                | 7293.0            | 0.1              |
| 27Feb2019 | 01:51 | 0.0             | 0.3                | 7293.0            | 0.1              |
| 27Feb2019 | 01:52 | 0.0             | 0.3                | 7293.0            | 0.1              |
| 27Feb2019 | 01:53 | 0.0             | 0.3                | 7293.0            | 0.1              |
| 27Feb2019 | 01:54 | 0.0             | 0.3                | 7293.0            | 0.1              |
| 27Feb2019 | 01:55 | 0.0             | 0.3                | 7293.0            | 0.1              |
| 27Feb2019 | 01:56 | 0.0             | 0.3                | 7293.0            | 0.1              |
| 27Feb2019 | 01:57 | 0.0             | 0.3                | 7293.0            | 0.1              |
| 27Feb2019 | 01:58 | 0.0             | 0.3                | 7293.0            | 0.1              |
| 27Feb2019 | 01:59 | 0.0             | 0.3                | 7293.0            | 0.1              |
| 27Feb2019 | 02:00 | 0.0             | 0.3                | 7293.0            | 0.1              |
| 27Feb2019 | 02:01 | 0.0             | 0.3                | 7293.0            | 0.1              |
| 27Feb2019 | 02:02 | 0.0             | 0.3                | 7293.0            | 0.1              |
| 27Feb2019 | 02:03 | 0.0             | 0.3                | 7293.0            | 0.1              |
| 27Feb2019 | 02:04 | 0.0             | 0.3                | 7293.0            | 0.1              |
| 27Feb2019 | 02:05 | 0.0             | 0.3                | 7293.0            | 0.1              |
| 27Feb2019 | 02:06 | 0.0             | 0.3                | 7293.0            | 0.1              |
| 27Feb2019 | 02:07 | 0.0             | 0.3                | 7293.0            | 0.1              |
| 27Feb2019 | 02:08 | 0.0             | 0.3                | 7293.0            | 0.1              |
| 27Feb2019 | 02:09 | 0.0             | 0.3                | 7293.0            | 0.1              |
| 27Feb2019 | 02:10 | 0.0             | 0.3                | 7293.0            | 0.1              |
| 27Feb2019 | 02:11 | 0.0             | 0.3                | 7293.0            | 0.1              |
| 27Feb2019 | 02:12 | 0.0             | 0.3                | 7293.0            | 0.1              |
| 27Feb2019 | 02:13 | 0.0             | 0.3                | 7293.0            | 0.1              |
| 27Feb2019 | 02:14 | 0.0             | 0.3                | 7293.0            | 0.1              |
| 27Feb2019 | 02:15 | 0.0             | 0.3                | 7293.0            | 0.1              |

| Date      | Time  | Inflow<br>(CFS) | Storage<br>(AC-FT) | Elevation<br>(FT) | Outflow<br>(CFS) |
|-----------|-------|-----------------|--------------------|-------------------|------------------|
| 27Feb2019 | 02:16 | 0.0             | 0.3                | 7293.0            | 0.1              |
| 27Feb2019 | 02:17 | 0.0             | 0.3                | 7293.0            | 0.1              |
| 27Feb2019 | 02:18 | 0.0             | 0.3                | 7293.0            | 0.1              |
| 27Feb2019 | 02:19 | 0.0             | 0.3                | 7293.0            | 0.1              |
| 27Feb2019 | 02:20 | 0.0             | 0.3                | 7293.0            | 0.1              |
| 27Feb2019 | 02:21 | 0.0             | 0.3                | 7293.0            | 0.1              |
| 27Feb2019 | 02:22 | 0.0             | 0.3                | 7293.0            | 0.1              |
| 27Feb2019 | 02:23 | 0.0             | 0.3                | 7293.0            | 0.1              |
| 27Feb2019 | 02:24 | 0.0             | 0.3                | 7293.0            | 0.1              |
| 27Feb2019 | 02:25 | 0.0             | 0.3                | 7293.0            | 0.1              |
| 27Feb2019 | 02:26 | 0.0             | 0.3                | 7293.0            | 0.1              |
| 27Feb2019 | 02:27 | 0.0             | 0.3                | 7293.0            | 0.1              |
| 27Feb2019 | 02:28 | 0.0             | 0.3                | 7293.0            | 0.1              |
| 27Feb2019 | 02:29 | 0.0             | 0.3                | 7293.0            | 0.1              |
| 27Feb2019 | 02:30 | 0.0             | 0.3                | 7293.0            | 0.1              |
| 27Feb2019 | 02:31 | 0.0             | 0.3                | 7293.0            | 0.1              |
| 27Feb2019 | 02:32 | 0.0             | 0.3                | 7292.9            | 0.1              |
| 27Feb2019 | 02:33 | 0.0             | 0.3                | 7292.9            | 0.1              |
| 27Feb2019 | 02:34 | 0.0             | 0.3                | 7292.9            | 0.1              |
| 27Feb2019 | 02:35 | 0.0             | 0.3                | 7292.9            | 0.1              |
| 27Feb2019 | 02:36 | 0.0             | 0.3                | 7292.9            | 0.1              |
| 27Feb2019 | 02:37 | 0.0             | 0.3                | 7292.9            | 0.1              |
| 27Feb2019 | 02:38 | 0.0             | 0.3                | 7292.9            | 0.1              |
| 27Feb2019 | 02:39 | 0.0             | 0.3                | 7292.9            | 0.1              |
| 27Feb2019 | 02:40 | 0.0             | 0.3                | 7292.9            | 0.1              |
| 27Feb2019 | 02:41 | 0.0             | 0.3                | 7292.9            | 0.1              |
| 27Feb2019 | 02:42 | 0.0             | 0.3                | 7292.9            | 0.1              |
| 27Feb2019 | 02:43 | 0.0             | 0.3                | 7292.9            | 0.1              |
| 27Feb2019 | 02:44 | 0.0             | 0.3                | 7292.9            | 0.1              |
| 27Feb2019 | 02:45 | 0.0             | 0.3                | 7292.9            | 0.1              |
| 27Feb2019 | 02:46 | 0.0             | 0.3                | 7292.9            | 0.1              |

| Date      | Time  | Inflow<br>(CFS) | Storage<br>(AC-FT) | Elevation<br>(FT) | Outflow<br>(CFS) |
|-----------|-------|-----------------|--------------------|-------------------|------------------|
| 27Feb2019 | 02:47 | 0.0             | 0.3                | 7292.9            | 0.1              |
| 27Feb2019 | 02:48 | 0.0             | 0.3                | 7292.9            | 0.1              |
| 27Feb2019 | 02:49 | 0.0             | 0.3                | 7292.9            | 0.1              |
| 27Feb2019 | 02:50 | 0.0             | 0.3                | 7292.9            | 0.1              |
| 27Feb2019 | 02:51 | 0.0             | 0.3                | 7292.9            | 0.1              |
| 27Feb2019 | 02:52 | 0.0             | 0.3                | 7292.9            | 0.1              |
| 27Feb2019 | 02:53 | 0.0             | 0.3                | 7292.9            | 0.1              |
| 27Feb2019 | 02:54 | 0.0             | 0.3                | 7292.9            | 0.1              |
| 27Feb2019 | 02:55 | 0.0             | 0.3                | 7292.9            | 0.1              |
| 27Feb2019 | 02:56 | 0.0             | 0.3                | 7292.9            | 0.1              |
| 27Feb2019 | 02:57 | 0.0             | 0.3                | 7292.9            | 0.1              |
| 27Feb2019 | 02:58 | 0.0             | 0.3                | 7292.9            | 0.1              |
| 27Feb2019 | 02:59 | 0.0             | 0.3                | 7292.9            | 0.1              |
| 27Feb2019 | 03:00 | 0.0             | 0.3                | 7292.9            | 0.1              |
| 27Feb2019 | 03:01 | 0.0             | 0.3                | 7292.9            | 0.1              |
| 27Feb2019 | 03:02 | 0.0             | 0.3                | 7292.9            | 0.1              |
| 27Feb2019 | 03:03 | 0.0             | 0.3                | 7292.9            | 0.1              |
| 27Feb2019 | 03:04 | 0.0             | 0.3                | 7292.9            | 0.1              |
| 27Feb2019 | 03:05 | 0.0             | 0.3                | 7292.9            | 0.1              |
| 27Feb2019 | 03:06 | 0.0             | 0.3                | 7292.9            | 0.1              |
| 27Feb2019 | 03:07 | 0.0             | 0.3                | 7292.9            | 0.1              |
| 27Feb2019 | 03:08 | 0.0             | 0.3                | 7292.9            | 0.1              |
| 27Feb2019 | 03:09 | 0.0             | 0.3                | 7292.9            | 0.1              |
| 27Feb2019 | 03:10 | 0.0             | 0.3                | 7292.9            | 0.1              |
| 27Feb2019 | 03:11 | 0.0             | 0.3                | 7292.9            | 0.1              |
| 27Feb2019 | 03:12 | 0.0             | 0.3                | 7292.9            | 0.1              |
| 27Feb2019 | 03:13 | 0.0             | 0.3                | 7292.9            | 0.1              |
| 27Feb2019 | 03:14 | 0.0             | 0.3                | 7292.9            | 0.1              |
| 27Feb2019 | 03:15 | 0.0             | 0.3                | 7292.9            | 0.1              |
| 27Feb2019 | 03:16 | 0.0             | 0.3                | 7292.9            | 0.1              |
| 27Feb2019 | 03:17 | 0.0             | 0.3                | 7292.9            | 0.1              |

| Date      | Time  | Inflow<br>(CFS) | Storage<br>(AC-FT) | Elevation<br>(FT) | Outflow<br>(CFS) |
|-----------|-------|-----------------|--------------------|-------------------|------------------|
| 27Feb2019 | 03:18 | 0.0             | 0.3                | 7292.9            | 0.1              |
| 27Feb2019 | 03:19 | 0.0             | 0.3                | 7292.9            | 0.1              |
| 27Feb2019 | 03:20 | 0.0             | 0.3                | 7292.9            | 0.1              |
| 27Feb2019 | 03:21 | 0.0             | 0.3                | 7292.9            | 0.1              |
| 27Feb2019 | 03:22 | 0.0             | 0.3                | 7292.9            | 0.1              |
| 27Feb2019 | 03:23 | 0.0             | 0.3                | 7292.9            | 0.1              |
| 27Feb2019 | 03:24 | 0.0             | 0.3                | 7292.9            | 0.1              |
| 27Feb2019 | 03:25 | 0.0             | 0.3                | 7292.9            | 0.1              |
| 27Feb2019 | 03:26 | 0.0             | 0.3                | 7292.9            | 0.1              |
| 27Feb2019 | 03:27 | 0.0             | 0.3                | 7292.9            | 0.1              |
| 27Feb2019 | 03:28 | 0.0             | 0.3                | 7292.9            | 0.1              |
| 27Feb2019 | 03:29 | 0.0             | 0.3                | 7292.9            | 0.1              |
| 27Feb2019 | 03:30 | 0.0             | 0.3                | 7292.9            | 0.1              |
| 27Feb2019 | 03:31 | 0.0             | 0.3                | 7292.9            | 0.1              |
| 27Feb2019 | 03:32 | 0.0             | 0.3                | 7292.9            | 0.1              |
| 27Feb2019 | 03:33 | 0.0             | 0.3                | 7292.9            | 0.1              |
| 27Feb2019 | 03:34 | 0.0             | 0.3                | 7292.9            | 0.1              |
| 27Feb2019 | 03:35 | 0.0             | 0.3                | 7292.9            | 0.1              |
| 27Feb2019 | 03:36 | 0.0             | 0.3                | 7292.9            | 0.1              |
| 27Feb2019 | 03:37 | 0.0             | 0.3                | 7292.9            | 0.1              |
| 27Feb2019 | 03:38 | 0.0             | 0.3                | 7292.9            | 0.1              |
| 27Feb2019 | 03:39 | 0.0             | 0.3                | 7292.9            | 0.1              |
| 27Feb2019 | 03:40 | 0.0             | 0.3                | 7292.9            | 0.1              |
| 27Feb2019 | 03:41 | 0.0             | 0.3                | 7292.9            | 0.1              |
| 27Feb2019 | 03:42 | 0.0             | 0.3                | 7292.9            | 0.1              |
| 27Feb2019 | 03:43 | 0.0             | 0.3                | 7292.9            | 0.1              |
| 27Feb2019 | 03:44 | 0.0             | 0.3                | 7292.9            | 0.1              |
| 27Feb2019 | 03:45 | 0.0             | 0.3                | 7292.9            | 0.1              |
| 27Feb2019 | 03:46 | 0.0             | 0.3                | 7292.9            | 0.1              |
| 27Feb2019 | 03:47 | 0.0             | 0.3                | 7292.9            | 0.1              |
| 27Feb2019 | 03:48 | 0.0             | 0.3                | 7292.9            | 0.1              |

| Date      | Time  | Inflow<br>(CFS) | Storage<br>(AC-FT) | Elevation<br>(FT) | Outflow<br>(CFS) |
|-----------|-------|-----------------|--------------------|-------------------|------------------|
| 27Feb2019 | 03:49 | 0.0             | 0.3                | 7292.9            | 0.1              |
| 27Feb2019 | 03:50 | 0.0             | 0.3                | 7292.9            | 0.1              |
| 27Feb2019 | 03:51 | 0.0             | 0.3                | 7292.9            | 0.1              |
| 27Feb2019 | 03:52 | 0.0             | 0.3                | 7292.9            | 0.1              |
| 27Feb2019 | 03:53 | 0.0             | 0.3                | 7292.9            | 0.1              |
| 27Feb2019 | 03:54 | 0.0             | 0.3                | 7292.9            | 0.1              |
| 27Feb2019 | 03:55 | 0.0             | 0.3                | 7292.9            | 0.1              |
| 27Feb2019 | 03:56 | 0.0             | 0.3                | 7292.9            | 0.1              |
| 27Feb2019 | 03:57 | 0.0             | 0.3                | 7292.9            | 0.1              |
| 27Feb2019 | 03:58 | 0.0             | 0.3                | 7292.9            | 0.1              |
| 27Feb2019 | 03:59 | 0.0             | 0.3                | 7292.9            | 0.1              |
| 27Feb2019 | 04:00 | 0.0             | 0.3                | 7292.9            | 0.1              |
| 27Feb2019 | 04:01 | 0.0             | 0.3                | 7292.9            | 0.1              |
| 27Feb2019 | 04:02 | 0.0             | 0.3                | 7292.9            | 0.1              |
| 27Feb2019 | 04:03 | 0.0             | 0.3                | 7292.9            | 0.1              |
| 27Feb2019 | 04:04 | 0.0             | 0.3                | 7292.9            | 0.1              |
| 27Feb2019 | 04:05 | 0.0             | 0.3                | 7292.9            | 0.1              |
| 27Feb2019 | 04:06 | 0.0             | 0.3                | 7292.9            | 0.1              |
| 27Feb2019 | 04:07 | 0.0             | 0.3                | 7292.9            | 0.1              |
| 27Feb2019 | 04:08 | 0.0             | 0.3                | 7292.9            | 0.1              |
| 27Feb2019 | 04:09 | 0.0             | 0.3                | 7292.9            | 0.1              |
| 27Feb2019 | 04:10 | 0.0             | 0.3                | 7292.9            | 0.1              |
| 27Feb2019 | 04:11 | 0.0             | 0.3                | 7292.9            | 0.1              |
| 27Feb2019 | 04:12 | 0.0             | 0.3                | 7292.9            | 0.1              |
| 27Feb2019 | 04:13 | 0.0             | 0.3                | 7292.9            | 0.1              |
| 27Feb2019 | 04:14 | 0.0             | 0.3                | 7292.9            | 0.1              |
| 27Feb2019 | 04:15 | 0.0             | 0.3                | 7292.9            | 0.1              |
| 27Feb2019 | 04:16 | 0.0             | 0.3                | 7292.9            | 0.1              |
| 27Feb2019 | 04:17 | 0.0             | 0.3                | 7292.9            | 0.1              |
| 27Feb2019 | 04:18 | 0.0             | 0.3                | 7292.9            | 0.1              |
| 27Feb2019 | 04:19 | 0.0             | 0.3                | 7292.9            | 0.1              |

| Date      | Time  | Inflow<br>(CFS) | Storage<br>(AC-FT) | Elevation<br>(FT) | Outflow<br>(CFS) |
|-----------|-------|-----------------|--------------------|-------------------|------------------|
| 27Feb2019 | 04:20 | 0.0             | 0.3                | 7292.9            | 0.1              |
| 27Feb2019 | 04:21 | 0.0             | 0.3                | 7292.9            | 0.1              |
| 27Feb2019 | 04:22 | 0.0             | 0.3                | 7292.9            | 0.1              |
| 27Feb2019 | 04:23 | 0.0             | 0.3                | 7292.9            | 0.1              |
| 27Feb2019 | 04:24 | 0.0             | 0.3                | 7292.9            | 0.1              |
| 27Feb2019 | 04:25 | 0.0             | 0.3                | 7292.9            | 0.1              |
| 27Feb2019 | 04:26 | 0.0             | 0.3                | 7292.9            | 0.1              |
| 27Feb2019 | 04:27 | 0.0             | 0.3                | 7292.9            | 0.1              |
| 27Feb2019 | 04:28 | 0.0             | 0.3                | 7292.9            | 0.1              |
| 27Feb2019 | 04:29 | 0.0             | 0.3                | 7292.9            | 0.1              |
| 27Feb2019 | 04:30 | 0.0             | 0.3                | 7292.9            | 0.1              |
| 27Feb2019 | 04:31 | 0.0             | 0.3                | 7292.9            | 0.1              |
| 27Feb2019 | 04:32 | 0.0             | 0.3                | 7292.9            | 0.1              |
| 27Feb2019 | 04:33 | 0.0             | 0.3                | 7292.9            | 0.1              |
| 27Feb2019 | 04:34 | 0.0             | 0.3                | 7292.9            | 0.1              |
| 27Feb2019 | 04:35 | 0.0             | 0.3                | 7292.9            | 0.1              |
| 27Feb2019 | 04:36 | 0.0             | 0.3                | 7292.9            | 0.1              |
| 27Feb2019 | 04:37 | 0.0             | 0.3                | 7292.9            | 0.1              |
| 27Feb2019 | 04:38 | 0.0             | 0.3                | 7292.9            | 0.1              |
| 27Feb2019 | 04:39 | 0.0             | 0.3                | 7292.9            | 0.1              |
| 27Feb2019 | 04:40 | 0.0             | 0.3                | 7292.9            | 0.1              |
| 27Feb2019 | 04:41 | 0.0             | 0.3                | 7292.9            | 0.1              |
| 27Feb2019 | 04:42 | 0.0             | 0.3                | 7292.9            | 0.1              |
| 27Feb2019 | 04:43 | 0.0             | 0.3                | 7292.9            | 0.1              |
| 27Feb2019 | 04:44 | 0.0             | 0.3                | 7292.9            | 0.1              |
| 27Feb2019 | 04:45 | 0.0             | 0.3                | 7292.9            | 0.1              |
| 27Feb2019 | 04:46 | 0.0             | 0.3                | 7292.9            | 0.1              |
| 27Feb2019 | 04:47 | 0.0             | 0.3                | 7292.9            | 0.1              |
| 27Feb2019 | 04:48 | 0.0             | 0.3                | 7292.9            | 0.1              |
| 27Feb2019 | 04:49 | 0.0             | 0.3                | 7292.9            | 0.1              |
| 27Feb2019 | 04:50 | 0.0             | 0.3                | 7292.9            | 0.1              |



| Date      | Time  | Inflow<br>(CFS) | Storage<br>(AC-FT) | Elevation<br>(FT) | Outflow<br>(CFS) |
|-----------|-------|-----------------|--------------------|-------------------|------------------|
| 27Feb2019 | 04:51 | 0.0             | 0.3                | 7292.9            | 0.1              |
| 27Feb2019 | 04:52 | 0.0             | 0.3                | 7292.9            | 0.1              |
| 27Feb2019 | 04:53 | 0.0             | 0.3                | 7292.9            | 0.1              |
| 27Feb2019 | 04:54 | 0.0             | 0.3                | 7292.9            | 0.1              |
| 27Feb2019 | 04:55 | 0.0             | 0.3                | 7292.9            | 0.1              |
| 27Feb2019 | 04:56 | 0.0             | 0.3                | 7292.9            | 0.1              |
| 27Feb2019 | 04:57 | 0.0             | 0.3                | 7292.9            | 0.1              |
| 27Feb2019 | 04:58 | 0.0             | 0.3                | 7292.9            | 0.1              |
| 27Feb2019 | 04:59 | 0.0             | 0.3                | 7292.8            | 0.1              |
| 27Feb2019 | 05:00 | 0.0             | 0.3                | 7292.8            | 0.1              |
| 27Feb2019 | 05:01 | 0.0             | 0.3                | 7292.8            | 0.1              |
| 27Feb2019 | 05:02 | 0.0             | 0.3                | 7292.8            | 0.1              |
| 27Feb2019 | 05:03 | 0.0             | 0.3                | 7292.8            | 0.1              |
| 27Feb2019 | 05:04 | 0.0             | 0.3                | 7292.8            | 0.1              |
| 27Feb2019 | 05:05 | 0.0             | 0.3                | 7292.8            | 0.1              |
| 27Feb2019 | 05:06 | 0.0             | 0.3                | 7292.8            | 0.1              |
| 27Feb2019 | 05:07 | 0.0             | 0.3                | 7292.8            | 0.1              |
| 27Feb2019 | 05:08 | 0.0             | 0.3                | 7292.8            | 0.1              |
| 27Feb2019 | 05:09 | 0.0             | 0.3                | 7292.8            | 0.1              |
| 27Feb2019 | 05:10 | 0.0             | 0.3                | 7292.8            | 0.1              |
| 27Feb2019 | 05:11 | 0.0             | 0.3                | 7292.8            | 0.1              |
| 27Feb2019 | 05:12 | 0.0             | 0.3                | 7292.8            | 0.1              |
| 27Feb2019 | 05:13 | 0.0             | 0.3                | 7292.8            | 0.1              |
| 27Feb2019 | 05:14 | 0.0             | 0.3                | 7292.8            | 0.1              |
| 27Feb2019 | 05:15 | 0.0             | 0.3                | 7292.8            | 0.1              |
| 27Feb2019 | 05:16 | 0.0             | 0.3                | 7292.8            | 0.1              |
| 27Feb2019 | 05:17 | 0.0             | 0.3                | 7292.8            | 0.1              |
| 27Feb2019 | 05:18 | 0.0             | 0.3                | 7292.8            | 0.1              |
| 27Feb2019 | 05:19 | 0.0             | 0.3                | 7292.8            | 0.1              |
| 27Feb2019 | 05:20 | 0.0             | 0.3                | 7292.8            | 0.1              |
| 27Feb2019 | 05:21 | 0.0             | 0.3                | 7292.8            | 0.1              |

| Date      | Time  | Inflow<br>(CFS) | Storage<br>(AC-FT) | Elevation<br>(FT) | Outflow<br>(CFS) |
|-----------|-------|-----------------|--------------------|-------------------|------------------|
| 27Feb2019 | 05:22 | 0.0             | 0.3                | 7292.8            | 0.1              |
| 27Feb2019 | 05:23 | 0.0             | 0.3                | 7292.8            | 0.1              |
| 27Feb2019 | 05:24 | 0.0             | 0.3                | 7292.8            | 0.1              |
| 27Feb2019 | 05:25 | 0.0             | 0.3                | 7292.8            | 0.1              |
| 27Feb2019 | 05:26 | 0.0             | 0.3                | 7292.8            | 0.1              |
| 27Feb2019 | 05:27 | 0.0             | 0.3                | 7292.8            | 0.1              |
| 27Feb2019 | 05:28 | 0.0             | 0.3                | 7292.8            | 0.1              |
| 27Feb2019 | 05:29 | 0.0             | 0.3                | 7292.8            | 0.1              |
| 27Feb2019 | 05:30 | 0.0             | 0.3                | 7292.8            | 0.1              |
| 27Feb2019 | 05:31 | 0.0             | 0.3                | 7292.8            | 0.1              |
| 27Feb2019 | 05:32 | 0.0             | 0.3                | 7292.8            | 0.1              |
| 27Feb2019 | 05:33 | 0.0             | 0.3                | 7292.8            | 0.1              |
| 27Feb2019 | 05:34 | 0.0             | 0.3                | 7292.8            | 0.1              |
| 27Feb2019 | 05:35 | 0.0             | 0.3                | 7292.8            | 0.1              |
| 27Feb2019 | 05:36 | 0.0             | 0.3                | 7292.8            | 0.1              |
| 27Feb2019 | 05:37 | 0.0             | 0.3                | 7292.8            | 0.1              |
| 27Feb2019 | 05:38 | 0.0             | 0.3                | 7292.8            | 0.1              |
| 27Feb2019 | 05:39 | 0.0             | 0.3                | 7292.8            | 0.1              |
| 27Feb2019 | 05:40 | 0.0             | 0.3                | 7292.8            | 0.1              |
| 27Feb2019 | 05:41 | 0.0             | 0.3                | 7292.8            | 0.1              |
| 27Feb2019 | 05:42 | 0.0             | 0.3                | 7292.8            | 0.1              |
| 27Feb2019 | 05:43 | 0.0             | 0.3                | 7292.8            | 0.1              |
| 27Feb2019 | 05:44 | 0.0             | 0.3                | 7292.8            | 0.1              |
| 27Feb2019 | 05:45 | 0.0             | 0.3                | 7292.8            | 0.1              |
| 27Feb2019 | 05:46 | 0.0             | 0.3                | 7292.8            | 0.1              |
| 27Feb2019 | 05:47 | 0.0             | 0.3                | 7292.8            | 0.1              |
| 27Feb2019 | 05:48 | 0.0             | 0.3                | 7292.8            | 0.1              |
| 27Feb2019 | 05:49 | 0.0             | 0.3                | 7292.8            | 0.1              |
| 27Feb2019 | 05:50 | 0.0             | 0.3                | 7292.8            | 0.1              |
| 27Feb2019 | 05:51 | 0.0             | 0.3                | 7292.8            | 0.1              |
| 27Feb2019 | 05:52 | 0.0             | 0.3                | 7292.8            | 0.1              |

| Date      | Time  | Inflow<br>(CFS) | Storage<br>(AC-FT) | Elevation<br>(FT) | Outflow<br>(CFS) |
|-----------|-------|-----------------|--------------------|-------------------|------------------|
| 27Feb2019 | 05:53 | 0.0             | 0.3                | 7292.8            | 0.1              |
| 27Feb2019 | 05:54 | 0.0             | 0.3                | 7292.8            | 0.1              |
| 27Feb2019 | 05:55 | 0.0             | 0.3                | 7292.8            | 0.1              |
| 27Feb2019 | 05:56 | 0.0             | 0.3                | 7292.8            | 0.1              |
| 27Feb2019 | 05:57 | 0.0             | 0.3                | 7292.8            | 0.1              |
| 27Feb2019 | 05:58 | 0.0             | 0.3                | 7292.8            | 0.1              |
| 27Feb2019 | 05:59 | 0.0             | 0.3                | 7292.8            | 0.1              |
| 27Feb2019 | 06:00 | 0.0             | 0.3                | 7292.8            | 0.1              |
| 27Feb2019 | 06:01 | 0.0             | 0.3                | 7292.8            | 0.1              |
| 27Feb2019 | 06:02 | 0.0             | 0.3                | 7292.8            | 0.1              |
| 27Feb2019 | 06:03 | 0.0             | 0.3                | 7292.8            | 0.1              |
| 27Feb2019 | 06:04 | 0.0             | 0.3                | 7292.8            | 0.1              |
| 27Feb2019 | 06:05 | 0.0             | 0.3                | 7292.8            | 0.1              |
| 27Feb2019 | 06:06 | 0.0             | 0.3                | 7292.8            | 0.1              |
| 27Feb2019 | 06:07 | 0.0             | 0.3                | 7292.8            | 0.1              |
| 27Feb2019 | 06:08 | 0.0             | 0.3                | 7292.8            | 0.1              |
| 27Feb2019 | 06:09 | 0.0             | 0.3                | 7292.8            | 0.1              |
| 27Feb2019 | 06:10 | 0.0             | 0.3                | 7292.8            | 0.1              |
| 27Feb2019 | 06:11 | 0.0             | 0.3                | 7292.8            | 0.1              |
| 27Feb2019 | 06:12 | 0.0             | 0.3                | 7292.8            | 0.1              |
| 27Feb2019 | 06:13 | 0.0             | 0.3                | 7292.8            | 0.1              |
| 27Feb2019 | 06:14 | 0.0             | 0.3                | 7292.8            | 0.1              |
| 27Feb2019 | 06:15 | 0.0             | 0.3                | 7292.8            | 0.1              |
| 27Feb2019 | 06:16 | 0.0             | 0.3                | 7292.8            | 0.1              |
| 27Feb2019 | 06:17 | 0.0             | 0.3                | 7292.8            | 0.1              |
| 27Feb2019 | 06:18 | 0.0             | 0.3                | 7292.8            | 0.1              |
| 27Feb2019 | 06:19 | 0.0             | 0.3                | 7292.8            | 0.1              |
| 27Feb2019 | 06:20 | 0.0             | 0.3                | 7292.8            | 0.1              |
| 27Feb2019 | 06:21 | 0.0             | 0.3                | 7292.8            | 0.1              |
| 27Feb2019 | 06:22 | 0.0             | 0.3                | 7292.8            | 0.1              |
| 27Feb2019 | 06:23 | 0.0             | 0.3                | 7292.8            | 0.1              |

| Date      | Time  | Inflow<br>(CFS) | Storage<br>(AC-FT) | Elevation<br>(FT) | Outflow<br>(CFS) |
|-----------|-------|-----------------|--------------------|-------------------|------------------|
| 27Feb2019 | 06:24 | 0.0             | 0.3                | 7292.8            | 0.1              |
| 27Feb2019 | 06:25 | 0.0             | 0.3                | 7292.8            | 0.1              |
| 27Feb2019 | 06:26 | 0.0             | 0.3                | 7292.8            | 0.1              |
| 27Feb2019 | 06:27 | 0.0             | 0.3                | 7292.8            | 0.1              |
| 27Feb2019 | 06:28 | 0.0             | 0.3                | 7292.8            | 0.1              |
| 27Feb2019 | 06:29 | 0.0             | 0.3                | 7292.8            | 0.1              |
| 27Feb2019 | 06:30 | 0.0             | 0.3                | 7292.8            | 0.1              |
| 27Feb2019 | 06:31 | 0.0             | 0.3                | 7292.8            | 0.1              |
| 27Feb2019 | 06:32 | 0.0             | 0.3                | 7292.8            | 0.1              |
| 27Feb2019 | 06:33 | 0.0             | 0.3                | 7292.8            | 0.1              |
| 27Feb2019 | 06:34 | 0.0             | 0.3                | 7292.8            | 0.1              |
| 27Feb2019 | 06:35 | 0.0             | 0.3                | 7292.8            | 0.1              |
| 27Feb2019 | 06:36 | 0.0             | 0.3                | 7292.8            | 0.1              |
| 27Feb2019 | 06:37 | 0.0             | 0.3                | 7292.8            | 0.1              |
| 27Feb2019 | 06:38 | 0.0             | 0.3                | 7292.8            | 0.1              |
| 27Feb2019 | 06:39 | 0.0             | 0.3                | 7292.8            | 0.1              |
| 27Feb2019 | 06:40 | 0.0             | 0.3                | 7292.8            | 0.1              |
| 27Feb2019 | 06:41 | 0.0             | 0.3                | 7292.8            | 0.1              |
| 27Feb2019 | 06:42 | 0.0             | 0.3                | 7292.8            | 0.1              |
| 27Feb2019 | 06:43 | 0.0             | 0.3                | 7292.8            | 0.1              |
| 27Feb2019 | 06:44 | 0.0             | 0.3                | 7292.8            | 0.1              |
| 27Feb2019 | 06:45 | 0.0             | 0.3                | 7292.8            | 0.1              |
| 27Feb2019 | 06:46 | 0.0             | 0.3                | 7292.8            | 0.1              |
| 27Feb2019 | 06:47 | 0.0             | 0.3                | 7292.8            | 0.1              |
| 27Feb2019 | 06:48 | 0.0             | 0.3                | 7292.8            | 0.1              |
| 27Feb2019 | 06:49 | 0.0             | 0.3                | 7292.8            | 0.1              |
| 27Feb2019 | 06:50 | 0.0             | 0.3                | 7292.8            | 0.1              |
| 27Feb2019 | 06:51 | 0.0             | 0.3                | 7292.8            | 0.1              |
| 27Feb2019 | 06:52 | 0.0             | 0.3                | 7292.8            | 0.1              |
| 27Feb2019 | 06:53 | 0.0             | 0.3                | 7292.8            | 0.1              |
| 27Feb2019 | 06:54 | 0.0             | 0.3                | 7292.8            | 0.1              |

| Date      | Time  | Inflow<br>(CFS) | Storage<br>(AC-FT) | Elevation<br>(FT) | Outflow<br>(CFS) |
|-----------|-------|-----------------|--------------------|-------------------|------------------|
| 27Feb2019 | 06:55 | 0.0             | 0.3                | 7292.8            | 0.1              |
| 27Feb2019 | 06:56 | 0.0             | 0.3                | 7292.8            | 0.1              |
| 27Feb2019 | 06:57 | 0.0             | 0.3                | 7292.8            | 0.1              |
| 27Feb2019 | 06:58 | 0.0             | 0.3                | 7292.8            | 0.1              |
| 27Feb2019 | 06:59 | 0.0             | 0.3                | 7292.8            | 0.1              |
| 27Feb2019 | 07:00 | 0.0             | 0.3                | 7292.8            | 0.1              |
| 27Feb2019 | 07:01 | 0.0             | 0.3                | 7292.8            | 0.1              |
| 27Feb2019 | 07:02 | 0.0             | 0.3                | 7292.8            | 0.1              |
| 27Feb2019 | 07:03 | 0.0             | 0.3                | 7292.8            | 0.1              |
| 27Feb2019 | 07:04 | 0.0             | 0.3                | 7292.8            | 0.1              |
| 27Feb2019 | 07:05 | 0.0             | 0.3                | 7292.8            | 0.1              |
| 27Feb2019 | 07:06 | 0.0             | 0.3                | 7292.8            | 0.1              |
| 27Feb2019 | 07:07 | 0.0             | 0.3                | 7292.8            | 0.1              |
| 27Feb2019 | 07:08 | 0.0             | 0.3                | 7292.8            | 0.1              |
| 27Feb2019 | 07:09 | 0.0             | 0.3                | 7292.8            | 0.1              |
| 27Feb2019 | 07:10 | 0.0             | 0.3                | 7292.8            | 0.1              |
| 27Feb2019 | 07:11 | 0.0             | 0.3                | 7292.8            | 0.1              |
| 27Feb2019 | 07:12 | 0.0             | 0.3                | 7292.8            | 0.1              |
| 27Feb2019 | 07:13 | 0.0             | 0.3                | 7292.8            | 0.1              |
| 27Feb2019 | 07:14 | 0.0             | 0.3                | 7292.8            | 0.1              |
| 27Feb2019 | 07:15 | 0.0             | 0.3                | 7292.8            | 0.1              |
| 27Feb2019 | 07:16 | 0.0             | 0.3                | 7292.8            | 0.1              |
| 27Feb2019 | 07:17 | 0.0             | 0.3                | 7292.8            | 0.1              |
| 27Feb2019 | 07:18 | 0.0             | 0.3                | 7292.8            | 0.1              |
| 27Feb2019 | 07:19 | 0.0             | 0.3                | 7292.8            | 0.1              |
| 27Feb2019 | 07:20 | 0.0             | 0.3                | 7292.8            | 0.1              |
| 27Feb2019 | 07:21 | 0.0             | 0.3                | 7292.8            | 0.1              |
| 27Feb2019 | 07:22 | 0.0             | 0.3                | 7292.8            | 0.1              |
| 27Feb2019 | 07:23 | 0.0             | 0.3                | 7292.8            | 0.1              |
| 27Feb2019 | 07:24 | 0.0             | 0.3                | 7292.8            | 0.1              |
| 27Feb2019 | 07:25 | 0.0             | 0.3                | 7292.8            | 0.1              |

| Date      | Time  | Inflow<br>(CFS) | Storage<br>(AC-FT) | Elevation<br>(FT) | Outflow<br>(CFS) |
|-----------|-------|-----------------|--------------------|-------------------|------------------|
| 27Feb2019 | 07:26 | 0.0             | 0.3                | 7292.8            | 0.1              |
| 27Feb2019 | 07:27 | 0.0             | 0.3                | 7292.8            | 0.1              |
| 27Feb2019 | 07:28 | 0.0             | 0.3                | 7292.8            | 0.1              |
| 27Feb2019 | 07:29 | 0.0             | 0.3                | 7292.8            | 0.1              |
| 27Feb2019 | 07:30 | 0.0             | 0.3                | 7292.8            | 0.1              |
| 27Feb2019 | 07:31 | 0.0             | 0.3                | 7292.8            | 0.1              |
| 27Feb2019 | 07:32 | 0.0             | 0.3                | 7292.8            | 0.1              |
| 27Feb2019 | 07:33 | 0.0             | 0.3                | 7292.8            | 0.1              |
| 27Feb2019 | 07:34 | 0.0             | 0.3                | 7292.8            | 0.1              |
| 27Feb2019 | 07:35 | 0.0             | 0.3                | 7292.7            | 0.1              |
| 27Feb2019 | 07:36 | 0.0             | 0.3                | 7292.7            | 0.1              |
| 27Feb2019 | 07:37 | 0.0             | 0.3                | 7292.7            | 0.1              |
| 27Feb2019 | 07:38 | 0.0             | 0.3                | 7292.7            | 0.1              |
| 27Feb2019 | 07:39 | 0.0             | 0.3                | 7292.7            | 0.1              |
| 27Feb2019 | 07:40 | 0.0             | 0.3                | 7292.7            | 0.1              |
| 27Feb2019 | 07:41 | 0.0             | 0.3                | 7292.7            | 0.1              |
| 27Feb2019 | 07:42 | 0.0             | 0.3                | 7292.7            | 0.1              |
| 27Feb2019 | 07:43 | 0.0             | 0.3                | 7292.7            | 0.1              |
| 27Feb2019 | 07:44 | 0.0             | 0.3                | 7292.7            | 0.1              |
| 27Feb2019 | 07:45 | 0.0             | 0.3                | 7292.7            | 0.1              |
| 27Feb2019 | 07:46 | 0.0             | 0.3                | 7292.7            | 0.1              |
| 27Feb2019 | 07:47 | 0.0             | 0.3                | 7292.7            | 0.1              |
| 27Feb2019 | 07:48 | 0.0             | 0.3                | 7292.7            | 0.1              |
| 27Feb2019 | 07:49 | 0.0             | 0.3                | 7292.7            | 0.1              |
| 27Feb2019 | 07:50 | 0.0             | 0.3                | 7292.7            | 0.1              |
| 27Feb2019 | 07:51 | 0.0             | 0.3                | 7292.7            | 0.1              |
| 27Feb2019 | 07:52 | 0.0             | 0.3                | 7292.7            | 0.1              |
| 27Feb2019 | 07:53 | 0.0             | 0.3                | 7292.7            | 0.1              |
| 27Feb2019 | 07:54 | 0.0             | 0.3                | 7292.7            | 0.1              |
| 27Feb2019 | 07:55 | 0.0             | 0.3                | 7292.7            | 0.1              |
| 27Feb2019 | 07:56 | 0.0             | 0.3                | 7292.7            | 0.1              |

| Date      | Time  | Inflow<br>(CFS) | Storage<br>(AC-FT) | Elevation<br>(FT) | Outflow<br>(CFS) |
|-----------|-------|-----------------|--------------------|-------------------|------------------|
| 27Feb2019 | 07:57 | 0.0             | 0.3                | 7292.7            | 0.1              |
| 27Feb2019 | 07:58 | 0.0             | 0.3                | 7292.7            | 0.1              |
| 27Feb2019 | 07:59 | 0.0             | 0.3                | 7292.7            | 0.1              |
| 27Feb2019 | 08:00 | 0.0             | 0.3                | 7292.7            | 0.1              |
| 27Feb2019 | 08:01 | 0.0             | 0.3                | 7292.7            | 0.1              |
| 27Feb2019 | 08:02 | 0.0             | 0.3                | 7292.7            | 0.1              |
| 27Feb2019 | 08:03 | 0.0             | 0.3                | 7292.7            | 0.1              |
| 27Feb2019 | 08:04 | 0.0             | 0.3                | 7292.7            | 0.1              |
| 27Feb2019 | 08:05 | 0.0             | 0.3                | 7292.7            | 0.1              |
| 27Feb2019 | 08:06 | 0.0             | 0.3                | 7292.7            | 0.1              |
| 27Feb2019 | 08:07 | 0.0             | 0.3                | 7292.7            | 0.1              |
| 27Feb2019 | 08:08 | 0.0             | 0.3                | 7292.7            | 0.1              |
| 27Feb2019 | 08:09 | 0.0             | 0.3                | 7292.7            | 0.1              |
| 27Feb2019 | 08:10 | 0.0             | 0.3                | 7292.7            | 0.1              |
| 27Feb2019 | 08:11 | 0.0             | 0.3                | 7292.7            | 0.1              |
| 27Feb2019 | 08:12 | 0.0             | 0.3                | 7292.7            | 0.1              |
| 27Feb2019 | 08:13 | 0.0             | 0.3                | 7292.7            | 0.1              |
| 27Feb2019 | 08:14 | 0.0             | 0.3                | 7292.7            | 0.1              |
| 27Feb2019 | 08:15 | 0.0             | 0.3                | 7292.7            | 0.1              |
| 27Feb2019 | 08:16 | 0.0             | 0.3                | 7292.7            | 0.1              |
| 27Feb2019 | 08:17 | 0.0             | 0.3                | 7292.7            | 0.1              |
| 27Feb2019 | 08:18 | 0.0             | 0.3                | 7292.7            | 0.1              |
| 27Feb2019 | 08:19 | 0.0             | 0.3                | 7292.7            | 0.1              |
| 27Feb2019 | 08:20 | 0.0             | 0.3                | 7292.7            | 0.1              |
| 27Feb2019 | 08:21 | 0.0             | 0.3                | 7292.7            | 0.1              |
| 27Feb2019 | 08:22 | 0.0             | 0.3                | 7292.7            | 0.1              |
| 27Feb2019 | 08:23 | 0.0             | 0.3                | 7292.7            | 0.1              |
| 27Feb2019 | 08:24 | 0.0             | 0.3                | 7292.7            | 0.1              |
| 27Feb2019 | 08:25 | 0.0             | 0.3                | 7292.7            | 0.1              |
| 27Feb2019 | 08:26 | 0.0             | 0.3                | 7292.7            | 0.1              |
| 27Feb2019 | 08:27 | 0.0             | 0.3                | 7292.7            | 0.1              |

| Date      | Time  | Inflow<br>(CFS) | Storage<br>(AC-FT) | Elevation<br>(FT) | Outflow<br>(CFS) |
|-----------|-------|-----------------|--------------------|-------------------|------------------|
| 27Feb2019 | 08:28 | 0.0             | 0.3                | 7292.7            | 0.1              |
| 27Feb2019 | 08:29 | 0.0             | 0.3                | 7292.7            | 0.1              |
| 27Feb2019 | 08:30 | 0.0             | 0.3                | 7292.7            | 0.1              |
| 27Feb2019 | 08:31 | 0.0             | 0.3                | 7292.7            | 0.1              |
| 27Feb2019 | 08:32 | 0.0             | 0.3                | 7292.7            | 0.1              |
| 27Feb2019 | 08:33 | 0.0             | 0.3                | 7292.7            | 0.1              |
| 27Feb2019 | 08:34 | 0.0             | 0.3                | 7292.7            | 0.1              |
| 27Feb2019 | 08:35 | 0.0             | 0.3                | 7292.7            | 0.1              |
| 27Feb2019 | 08:36 | 0.0             | 0.3                | 7292.7            | 0.1              |
| 27Feb2019 | 08:37 | 0.0             | 0.3                | 7292.7            | 0.1              |
| 27Feb2019 | 08:38 | 0.0             | 0.3                | 7292.7            | 0.1              |
| 27Feb2019 | 08:39 | 0.0             | 0.3                | 7292.7            | 0.1              |
| 27Feb2019 | 08:40 | 0.0             | 0.3                | 7292.7            | 0.1              |
| 27Feb2019 | 08:41 | 0.0             | 0.3                | 7292.7            | 0.1              |
| 27Feb2019 | 08:42 | 0.0             | 0.3                | 7292.7            | 0.1              |
| 27Feb2019 | 08:43 | 0.0             | 0.3                | 7292.7            | 0.1              |
| 27Feb2019 | 08:44 | 0.0             | 0.3                | 7292.7            | 0.1              |
| 27Feb2019 | 08:45 | 0.0             | 0.3                | 7292.7            | 0.1              |
| 27Feb2019 | 08:46 | 0.0             | 0.3                | 7292.7            | 0.1              |
| 27Feb2019 | 08:47 | 0.0             | 0.3                | 7292.7            | 0.1              |
| 27Feb2019 | 08:48 | 0.0             | 0.3                | 7292.7            | 0.1              |
| 27Feb2019 | 08:49 | 0.0             | 0.3                | 7292.7            | 0.1              |
| 27Feb2019 | 08:50 | 0.0             | 0.3                | 7292.7            | 0.1              |
| 27Feb2019 | 08:51 | 0.0             | 0.3                | 7292.7            | 0.1              |
| 27Feb2019 | 08:52 | 0.0             | 0.3                | 7292.7            | 0.1              |
| 27Feb2019 | 08:53 | 0.0             | 0.3                | 7292.7            | 0.1              |
| 27Feb2019 | 08:54 | 0.0             | 0.3                | 7292.7            | 0.1              |
| 27Feb2019 | 08:55 | 0.0             | 0.3                | 7292.7            | 0.1              |
| 27Feb2019 | 08:56 | 0.0             | 0.3                | 7292.7            | 0.1              |
| 27Feb2019 | 08:57 | 0.0             | 0.3                | 7292.7            | 0.1              |
| 27Feb2019 | 08:58 | 0.0             | 0.3                | 7292.7            | 0.1              |



| Date      | Time  | Inflow<br>(CFS) | Storage<br>(AC-FT) | Elevation<br>(FT) | Outflow<br>(CFS) |
|-----------|-------|-----------------|--------------------|-------------------|------------------|
| 27Feb2019 | 08:59 | 0.0             | 0.3                | 7292.7            | 0.1              |
| 27Feb2019 | 09:00 | 0.0             | 0.3                | 7292.7            | 0.1              |
| 27Feb2019 | 09:01 | 0.0             | 0.3                | 7292.7            | 0.1              |
| 27Feb2019 | 09:02 | 0.0             | 0.3                | 7292.7            | 0.1              |
| 27Feb2019 | 09:03 | 0.0             | 0.3                | 7292.7            | 0.1              |
| 27Feb2019 | 09:04 | 0.0             | 0.3                | 7292.7            | 0.1              |
| 27Feb2019 | 09:05 | 0.0             | 0.3                | 7292.7            | 0.1              |
| 27Feb2019 | 09:06 | 0.0             | 0.3                | 7292.7            | 0.1              |
| 27Feb2019 | 09:07 | 0.0             | 0.3                | 7292.7            | 0.1              |
| 27Feb2019 | 09:08 | 0.0             | 0.3                | 7292.7            | 0.1              |
| 27Feb2019 | 09:09 | 0.0             | 0.3                | 7292.7            | 0.1              |
| 27Feb2019 | 09:10 | 0.0             | 0.3                | 7292.7            | 0.1              |
| 27Feb2019 | 09:11 | 0.0             | 0.3                | 7292.7            | 0.1              |
| 27Feb2019 | 09:12 | 0.0             | 0.3                | 7292.7            | 0.1              |
| 27Feb2019 | 09:13 | 0.0             | 0.3                | 7292.7            | 0.1              |
| 27Feb2019 | 09:14 | 0.0             | 0.3                | 7292.7            | 0.1              |
| 27Feb2019 | 09:15 | 0.0             | 0.3                | 7292.7            | 0.1              |
| 27Feb2019 | 09:16 | 0.0             | 0.3                | 7292.7            | 0.1              |
| 27Feb2019 | 09:17 | 0.0             | 0.3                | 7292.7            | 0.1              |
| 27Feb2019 | 09:18 | 0.0             | 0.3                | 7292.7            | 0.1              |
| 27Feb2019 | 09:19 | 0.0             | 0.3                | 7292.7            | 0.1              |
| 27Feb2019 | 09:20 | 0.0             | 0.3                | 7292.7            | 0.1              |
| 27Feb2019 | 09:21 | 0.0             | 0.3                | 7292.7            | 0.1              |
| 27Feb2019 | 09:22 | 0.0             | 0.3                | 7292.7            | 0.1              |
| 27Feb2019 | 09:23 | 0.0             | 0.3                | 7292.7            | 0.1              |
| 27Feb2019 | 09:24 | 0.0             | 0.3                | 7292.7            | 0.1              |
| 27Feb2019 | 09:25 | 0.0             | 0.3                | 7292.7            | 0.1              |
| 27Feb2019 | 09:26 | 0.0             | 0.3                | 7292.7            | 0.1              |
| 27Feb2019 | 09:27 | 0.0             | 0.3                | 7292.7            | 0.1              |
| 27Feb2019 | 09:28 | 0.0             | 0.3                | 7292.7            | 0.1              |
| 27Feb2019 | 09:29 | 0.0             | 0.3                | 7292.7            | 0.1              |

| Date      | Time  | Inflow<br>(CFS) | Storage<br>(AC-FT) | Elevation<br>(FT) | Outflow<br>(CFS) |
|-----------|-------|-----------------|--------------------|-------------------|------------------|
| 27Feb2019 | 09:30 | 0.0             | 0.3                | 7292.7            | 0.1              |
| 27Feb2019 | 09:31 | 0.0             | 0.3                | 7292.7            | 0.1              |
| 27Feb2019 | 09:32 | 0.0             | 0.3                | 7292.7            | 0.1              |
| 27Feb2019 | 09:33 | 0.0             | 0.3                | 7292.7            | 0.1              |
| 27Feb2019 | 09:34 | 0.0             | 0.3                | 7292.7            | 0.1              |
| 27Feb2019 | 09:35 | 0.0             | 0.3                | 7292.7            | 0.1              |
| 27Feb2019 | 09:36 | 0.0             | 0.3                | 7292.7            | 0.1              |
| 27Feb2019 | 09:37 | 0.0             | 0.3                | 7292.7            | 0.1              |
| 27Feb2019 | 09:38 | 0.0             | 0.3                | 7292.7            | 0.1              |
| 27Feb2019 | 09:39 | 0.0             | 0.3                | 7292.7            | 0.1              |
| 27Feb2019 | 09:40 | 0.0             | 0.3                | 7292.7            | 0.1              |
| 27Feb2019 | 09:41 | 0.0             | 0.3                | 7292.7            | 0.1              |
| 27Feb2019 | 09:42 | 0.0             | 0.3                | 7292.7            | 0.1              |
| 27Feb2019 | 09:43 | 0.0             | 0.3                | 7292.7            | 0.1              |
| 27Feb2019 | 09:44 | 0.0             | 0.3                | 7292.7            | 0.1              |
| 27Feb2019 | 09:45 | 0.0             | 0.3                | 7292.7            | 0.1              |
| 27Feb2019 | 09:46 | 0.0             | 0.3                | 7292.7            | 0.1              |
| 27Feb2019 | 09:47 | 0.0             | 0.3                | 7292.7            | 0.1              |
| 27Feb2019 | 09:48 | 0.0             | 0.3                | 7292.7            | 0.1              |
| 27Feb2019 | 09:49 | 0.0             | 0.3                | 7292.7            | 0.1              |
| 27Feb2019 | 09:50 | 0.0             | 0.3                | 7292.7            | 0.1              |
| 27Feb2019 | 09:51 | 0.0             | 0.3                | 7292.7            | 0.1              |
| 27Feb2019 | 09:52 | 0.0             | 0.3                | 7292.7            | 0.1              |
| 27Feb2019 | 09:53 | 0.0             | 0.3                | 7292.7            | 0.1              |
| 27Feb2019 | 09:54 | 0.0             | 0.3                | 7292.7            | 0.1              |
| 27Feb2019 | 09:55 | 0.0             | 0.3                | 7292.7            | 0.1              |
| 27Feb2019 | 09:56 | 0.0             | 0.3                | 7292.7            | 0.1              |
| 27Feb2019 | 09:57 | 0.0             | 0.3                | 7292.7            | 0.1              |
| 27Feb2019 | 09:58 | 0.0             | 0.3                | 7292.7            | 0.1              |
| 27Feb2019 | 09:59 | 0.0             | 0.3                | 7292.7            | 0.1              |
| 27Feb2019 | 10:00 | 0.0             | 0.3                | 7292.7            | 0.1              |

| Date      | Time  | Inflow<br>(CFS) | Storage<br>(AC-FT) | Elevation<br>(FT) | Outflow<br>(CFS) |
|-----------|-------|-----------------|--------------------|-------------------|------------------|
| 27Feb2019 | 10:01 | 0.0             | 0.3                | 7292.7            | 0.1              |
| 27Feb2019 | 10:02 | 0.0             | 0.2                | 7292.7            | 0.1              |
| 27Feb2019 | 10:03 | 0.0             | 0.2                | 7292.7            | 0.1              |
| 27Feb2019 | 10:04 | 0.0             | 0.2                | 7292.7            | 0.1              |
| 27Feb2019 | 10:05 | 0.0             | 0.2                | 7292.7            | 0.1              |
| 27Feb2019 | 10:06 | 0.0             | 0.2                | 7292.7            | 0.1              |
| 27Feb2019 | 10:07 | 0.0             | 0.2                | 7292.7            | 0.1              |
| 27Feb2019 | 10:08 | 0.0             | 0.2                | 7292.7            | 0.1              |
| 27Feb2019 | 10:09 | 0.0             | 0.2                | 7292.7            | 0.1              |
| 27Feb2019 | 10:10 | 0.0             | 0.2                | 7292.7            | 0.1              |
| 27Feb2019 | 10:11 | 0.0             | 0.2                | 7292.7            | 0.1              |
| 27Feb2019 | 10:12 | 0.0             | 0.2                | 7292.7            | 0.1              |
| 27Feb2019 | 10:13 | 0.0             | 0.2                | 7292.7            | 0.1              |
| 27Feb2019 | 10:14 | 0.0             | 0.2                | 7292.7            | 0.1              |
| 27Feb2019 | 10:15 | 0.0             | 0.2                | 7292.7            | 0.1              |
| 27Feb2019 | 10:16 | 0.0             | 0.2                | 7292.7            | 0.1              |
| 27Feb2019 | 10:17 | 0.0             | 0.2                | 7292.7            | 0.1              |
| 27Feb2019 | 10:18 | 0.0             | 0.2                | 7292.7            | 0.1              |
| 27Feb2019 | 10:19 | 0.0             | 0.2                | 7292.7            | 0.1              |
| 27Feb2019 | 10:20 | 0.0             | 0.2                | 7292.7            | 0.1              |
| 27Feb2019 | 10:21 | 0.0             | 0.2                | 7292.7            | 0.1              |
| 27Feb2019 | 10:22 | 0.0             | 0.2                | 7292.7            | 0.1              |
| 27Feb2019 | 10:23 | 0.0             | 0.2                | 7292.6            | 0.1              |
| 27Feb2019 | 10:24 | 0.0             | 0.2                | 7292.6            | 0.1              |
| 27Feb2019 | 10:25 | 0.0             | 0.2                | 7292.6            | 0.1              |
| 27Feb2019 | 10:26 | 0.0             | 0.2                | 7292.6            | 0.1              |
| 27Feb2019 | 10:27 | 0.0             | 0.2                | 7292.6            | 0.1              |
| 27Feb2019 | 10:28 | 0.0             | 0.2                | 7292.6            | 0.1              |
| 27Feb2019 | 10:29 | 0.0             | 0.2                | 7292.6            | 0.1              |
| 27Feb2019 | 10:30 | 0.0             | 0.2                | 7292.6            | 0.1              |
| 27Feb2019 | 10:31 | 0.0             | 0.2                | 7292.6            | 0.1              |

| Date      | Time  | Inflow<br>(CFS) | Storage<br>(AC-FT) | Elevation<br>(FT) | Outflow<br>(CFS) |
|-----------|-------|-----------------|--------------------|-------------------|------------------|
| 27Feb2019 | 10:32 | 0.0             | 0.2                | 7292.6            | 0.1              |
| 27Feb2019 | 10:33 | 0.0             | 0.2                | 7292.6            | 0.1              |
| 27Feb2019 | 10:34 | 0.0             | 0.2                | 7292.6            | 0.1              |
| 27Feb2019 | 10:35 | 0.0             | 0.2                | 7292.6            | 0.1              |
| 27Feb2019 | 10:36 | 0.0             | 0.2                | 7292.6            | 0.1              |
| 27Feb2019 | 10:37 | 0.0             | 0.2                | 7292.6            | 0.1              |
| 27Feb2019 | 10:38 | 0.0             | 0.2                | 7292.6            | 0.1              |
| 27Feb2019 | 10:39 | 0.0             | 0.2                | 7292.6            | 0.1              |
| 27Feb2019 | 10:40 | 0.0             | 0.2                | 7292.6            | 0.1              |
| 27Feb2019 | 10:41 | 0.0             | 0.2                | 7292.6            | 0.1              |
| 27Feb2019 | 10:42 | 0.0             | 0.2                | 7292.6            | 0.1              |
| 27Feb2019 | 10:43 | 0.0             | 0.2                | 7292.6            | 0.1              |
| 27Feb2019 | 10:44 | 0.0             | 0.2                | 7292.6            | 0.1              |
| 27Feb2019 | 10:45 | 0.0             | 0.2                | 7292.6            | 0.1              |
| 27Feb2019 | 10:46 | 0.0             | 0.2                | 7292.6            | 0.1              |
| 27Feb2019 | 10:47 | 0.0             | 0.2                | 7292.6            | 0.1              |
| 27Feb2019 | 10:48 | 0.0             | 0.2                | 7292.6            | 0.1              |
| 27Feb2019 | 10:49 | 0.0             | 0.2                | 7292.6            | 0.1              |
| 27Feb2019 | 10:50 | 0.0             | 0.2                | 7292.6            | 0.1              |
| 27Feb2019 | 10:51 | 0.0             | 0.2                | 7292.6            | 0.1              |
| 27Feb2019 | 10:52 | 0.0             | 0.2                | 7292.6            | 0.1              |
| 27Feb2019 | 10:53 | 0.0             | 0.2                | 7292.6            | 0.1              |
| 27Feb2019 | 10:54 | 0.0             | 0.2                | 7292.6            | 0.1              |
| 27Feb2019 | 10:55 | 0.0             | 0.2                | 7292.6            | 0.1              |
| 27Feb2019 | 10:56 | 0.0             | 0.2                | 7292.6            | 0.1              |
| 27Feb2019 | 10:57 | 0.0             | 0.2                | 7292.6            | 0.1              |
| 27Feb2019 | 10:58 | 0.0             | 0.2                | 7292.6            | 0.1              |
| 27Feb2019 | 10:59 | 0.0             | 0.2                | 7292.6            | 0.1              |
| 27Feb2019 | 11:00 | 0.0             | 0.2                | 7292.6            | 0.1              |
| 27Feb2019 | 11:01 | 0.0             | 0.2                | 7292.6            | 0.1              |
| 27Feb2019 | 11:02 | 0.0             | 0.2                | 7292.6            | 0.1              |

| Date      | Time  | Inflow<br>(CFS) | Storage<br>(AC-FT) | Elevation<br>(FT) | Outflow<br>(CFS) |
|-----------|-------|-----------------|--------------------|-------------------|------------------|
| 27Feb2019 | 11:03 | 0.0             | 0.2                | 7292.6            | 0.1              |
| 27Feb2019 | 11:04 | 0.0             | 0.2                | 7292.6            | 0.1              |
| 27Feb2019 | 11:05 | 0.0             | 0.2                | 7292.6            | 0.1              |
| 27Feb2019 | 11:06 | 0.0             | 0.2                | 7292.6            | 0.1              |
| 27Feb2019 | 11:07 | 0.0             | 0.2                | 7292.6            | 0.1              |
| 27Feb2019 | 11:08 | 0.0             | 0.2                | 7292.6            | 0.1              |
| 27Feb2019 | 11:09 | 0.0             | 0.2                | 7292.6            | 0.1              |
| 27Feb2019 | 11:10 | 0.0             | 0.2                | 7292.6            | 0.1              |
| 27Feb2019 | 11:11 | 0.0             | 0.2                | 7292.6            | 0.1              |
| 27Feb2019 | 11:12 | 0.0             | 0.2                | 7292.6            | 0.1              |
| 27Feb2019 | 11:13 | 0.0             | 0.2                | 7292.6            | 0.1              |
| 27Feb2019 | 11:14 | 0.0             | 0.2                | 7292.6            | 0.1              |
| 27Feb2019 | 11:15 | 0.0             | 0.2                | 7292.6            | 0.1              |
| 27Feb2019 | 11:16 | 0.0             | 0.2                | 7292.6            | 0.1              |
| 27Feb2019 | 11:17 | 0.0             | 0.2                | 7292.6            | 0.1              |
| 27Feb2019 | 11:18 | 0.0             | 0.2                | 7292.6            | 0.1              |
| 27Feb2019 | 11:19 | 0.0             | 0.2                | 7292.6            | 0.1              |
| 27Feb2019 | 11:20 | 0.0             | 0.2                | 7292.6            | 0.1              |
| 27Feb2019 | 11:21 | 0.0             | 0.2                | 7292.6            | 0.1              |
| 27Feb2019 | 11:22 | 0.0             | 0.2                | 7292.6            | 0.1              |
| 27Feb2019 | 11:23 | 0.0             | 0.2                | 7292.6            | 0.1              |
| 27Feb2019 | 11:24 | 0.0             | 0.2                | 7292.6            | 0.1              |
| 27Feb2019 | 11:25 | 0.0             | 0.2                | 7292.6            | 0.1              |
| 27Feb2019 | 11:26 | 0.0             | 0.2                | 7292.6            | 0.1              |
| 27Feb2019 | 11:27 | 0.0             | 0.2                | 7292.6            | 0.1              |
| 27Feb2019 | 11:28 | 0.0             | 0.2                | 7292.6            | 0.1              |
| 27Feb2019 | 11:29 | 0.0             | 0.2                | 7292.6            | 0.1              |
| 27Feb2019 | 11:30 | 0.0             | 0.2                | 7292.6            | 0.1              |
| 27Feb2019 | 11:31 | 0.0             | 0.2                | 7292.6            | 0.1              |
| 27Feb2019 | 11:32 | 0.0             | 0.2                | 7292.6            | 0.1              |
| 27Feb2019 | 11:33 | 0.0             | 0.2                | 7292.6            | 0.1              |

| Date      | Time  | Inflow<br>(CFS) | Storage<br>(AC-FT) | Elevation<br>(FT) | Outflow<br>(CFS) |
|-----------|-------|-----------------|--------------------|-------------------|------------------|
| 27Feb2019 | 11:34 | 0.0             | 0.2                | 7292.6            | 0.1              |
| 27Feb2019 | 11:35 | 0.0             | 0.2                | 7292.6            | 0.1              |
| 27Feb2019 | 11:36 | 0.0             | 0.2                | 7292.6            | 0.1              |
| 27Feb2019 | 11:37 | 0.0             | 0.2                | 7292.6            | 0.1              |
| 27Feb2019 | 11:38 | 0.0             | 0.2                | 7292.6            | 0.1              |
| 27Feb2019 | 11:39 | 0.0             | 0.2                | 7292.6            | 0.1              |
| 27Feb2019 | 11:40 | 0.0             | 0.2                | 7292.6            | 0.1              |
| 27Feb2019 | 11:41 | 0.0             | 0.2                | 7292.6            | 0.1              |
| 27Feb2019 | 11:42 | 0.0             | 0.2                | 7292.6            | 0.1              |
| 27Feb2019 | 11:43 | 0.0             | 0.2                | 7292.6            | 0.1              |
| 27Feb2019 | 11:44 | 0.0             | 0.2                | 7292.6            | 0.1              |
| 27Feb2019 | 11:45 | 0.0             | 0.2                | 7292.6            | 0.1              |
| 27Feb2019 | 11:46 | 0.0             | 0.2                | 7292.6            | 0.1              |
| 27Feb2019 | 11:47 | 0.0             | 0.2                | 7292.6            | 0.1              |
| 27Feb2019 | 11:48 | 0.0             | 0.2                | 7292.6            | 0.1              |
| 27Feb2019 | 11:49 | 0.0             | 0.2                | 7292.6            | 0.1              |
| 27Feb2019 | 11:50 | 0.0             | 0.2                | 7292.6            | 0.1              |
| 27Feb2019 | 11:51 | 0.0             | 0.2                | 7292.6            | 0.1              |
| 27Feb2019 | 11:52 | 0.0             | 0.2                | 7292.6            | 0.1              |
| 27Feb2019 | 11:53 | 0.0             | 0.2                | 7292.6            | 0.1              |
| 27Feb2019 | 11:54 | 0.0             | 0.2                | 7292.6            | 0.1              |
| 27Feb2019 | 11:55 | 0.0             | 0.2                | 7292.6            | 0.1              |
| 27Feb2019 | 11:56 | 0.0             | 0.2                | 7292.6            | 0.1              |
| 27Feb2019 | 11:57 | 0.0             | 0.2                | 7292.6            | 0.1              |
| 27Feb2019 | 11:58 | 0.0             | 0.2                | 7292.6            | 0.1              |
| 27Feb2019 | 11:59 | 0.0             | 0.2                | 7292.6            | 0.1              |
| 27Feb2019 | 12:00 | 0.0             | 0.2                | 7292.6            | 0.1              |

Project: Winsome\_Fil\_3

Simulation Run: Prop Basins 100 yr

Reach: Reach-1

Start of Run: 26Feb2019, 00:00

Basin Model: Proposed Basins

End of Run: 27Feb2019, 12:00

Meteorologic Model: Prop Basins 100yr

Compute Time: 09Dec2021, 07:54:11

Control Specifications: Control 1

Volume Units:

AC-FT

#### Computed Results

Peak Inflow: 1694.6 (CFS)

Date/Time of Peak Inflow 26Feb2019, 12:4

Peak Discharge:1694.5 (CFS)

Date/Time of Peak Discharge26Feb2019, 12:4

Inflow Volume: 243.3 (AC-FT)

Discharge Volume: 243.3 (AC-FT)

Project: Winsome\_Fil\_3

Simulation Run: Prop Basins 100 yr

Reach: Reach-2

Start of Run: 26Feb2019, 00:00

Basin Model: Proposed Basins

End of Run: 27Feb2019, 12:00

Meteorologic Model: Prop Basins 100yr

Compute Time: 09Dec2021, 07:54:11

Control Specifications: Control 1

Volume Units:

AC-FT

#### Computed Results

Peak Inflow: 1714.1 (CFS)

Date/Time of Peak Inflow 26Feb2019, 12:4

Peak Discharge: 1713.7 (CFS)

Date/Time of Peak Discharge 26Feb2019, 12:4

Inflow Volume: 248.5 (AC-FT)

Discharge Volume: 248.5 (AC-FT)



Project: Winsome\_Fil\_3

Simulation Run: Prop Basins 100 yr

Reach: Reach-3

Start of Run: 26Feb2019, 00:00

Basin Model: Proposed Basins

End of Run: 27Feb2019, 12:00

Meteorologic Model: Prop Basins 100yr

Compute Time: 09Dec2021, 07:54:11

Control Specifications: Control 1

Volume Units:

AC-FT

#### Computed Results

Peak Inflow: 1782.7 (CFS)

Date/Time of Peak Inflow 26Feb2019, 12:4

Peak Discharge:1782.7 (CFS)

Date/Time of Peak Discharge26Feb2019, 12:4

Inflow Volume: 263.2 (AC-FT)

Discharge Volume: 263.2 (AC-FT)

Project: Winsome\_Fil\_3

Simulation Run: Prop Basins 100 yr

Reach: Reach-4

Start of Run: 26Feb2019, 00:00

Basin Model: Proposed Basins

End of Run: 27Feb2019, 12:00

Meteorologic Model: Prop Basins 100yr

Compute Time: 09Dec2021, 07:54:11

Control Specifications: Control 1

Volume Units:

AC-FT

#### Computed Results

Peak Inflow: 1796.6 (CFS)

Date/Time of Peak Inflow 26Feb2019, 12:4

Peak Discharge:1796.4 (CFS)

Date/Time of Peak Discharge26Feb2019, 12:4

Inflow Volume: 269.8 (AC-FT)

Discharge Volume: 269.7 (AC-FT)

Project: Winsome\_Fil\_3

Simulation Run: Prop Basins 100 yr

Reach: Reach-5

Start of Run: 26Feb2019, 00:00

Basin Model: Proposed Basins

End of Run: 27Feb2019, 12:00

Meteorologic Model: Prop Basins 100yr

Compute Time: 09Dec2021, 07:54:11

Control Specifications: Control 1

Volume Units:

AC-FT

#### Computed Results

Peak Inflow: 1872.8 (CFS)

Date/Time of Peak Inflow 26Feb2019, 12:4

Peak Discharge: 1872.3 (CFS)

Date/Time of Peak Discharge 26Feb2019, 12:4

Inflow Volume: 279.2 (AC-FT)

Discharge Volume: 279.2 (AC-FT)

Project: Winsome\_Fil\_3

Simulation Run: Prop Basins 100 yr

Reach: REACH A1

Start of Run: 26Feb2019, 00:00

Basin Model: Proposed Basins

End of Run: 27Feb2019, 12:00

Meteorologic Model: Prop Basins 100yr

Compute Time: 09Dec2021, 07:54:11

Control Specifications: Control 1

Volume Units:

AC-FT

#### Computed Results

Peak Inflow: 402.8 (CFS)

Date/Time of Peak Inflow 26Feb2019, 12:27

Peak Discharge: 402.3 (CFS)

Date/Time of Peak Discharge 26Feb2019, 12:30

Inflow Volume: 40.2 (AC-FT)

Discharge Volume: 40.2 (AC-FT)

Project: Winsome\_Fil\_3

Simulation Run: Prop Basins 100 yr

Reach: Reach-A2A

Start of Run: 26Feb2019, 00:00

Basin Model: Proposed Basins

End of Run: 27Feb2019, 12:00

Meteorologic Model: Prop Basins 100yr

Compute Time: 09Dec2021, 07:54:11

Control Specifications: Control 1

Volume Units:

AC-FT

#### Computed Results

Peak Inflow: 47.1 (CFS)

Date/Time of Peak Inflow 26Feb2019, 12:03

Peak Discharge: 47.1 (CFS)

Date/Time of Peak Discharge 26Feb2019, 12:07

Inflow Volume: 1.7 (AC-FT)

Discharge Volume: 1.7 (AC-FT)

Project: Winsome\_Fil\_3

Simulation Run: Prop Basins 100 yr

Reach: Reach-A2B

Start of Run: 26Feb2019, 00:00

Basin Model: Proposed Basins

End of Run: 27Feb2019, 12:00

Meteorologic Model: Prop Basins 100yr

Compute Time: 09Dec2021, 07:54:11

Control Specifications: Control 1

Volume Units:

AC-FT

#### Computed Results

Peak Inflow: 20.3 (CFS)

Date/Time of Peak Inflow 26Feb2019, 12:02

Peak Discharge: 20.1 (CFS)

Date/Time of Peak Discharge 26Feb2019, 12:07

Inflow Volume: 0.7 (AC-FT)

Discharge Volume: 0.7 (AC-FT)

Project: Winsome\_Fil\_3

Simulation Run: Prop Basins 100 yr

Reach: Reach-A3

Start of Run: 26Feb2019, 00:00

Basin Model: Proposed Basins

End of Run: 27Feb2019, 12:00

Meteorologic Model: Prop Basins 100yr

Compute Time: 09Dec2021, 07:54:11

Control Specifications: Control 1

Volume Units:

AC-FT

#### Computed Results

Peak Inflow: 47.1 (CFS)

Date/Time of Peak Inflow 26Feb2019, 12:06

Peak Discharge: 46.9 (CFS)

Date/Time of Peak Discharge 26Feb2019, 12:08

Inflow Volume: 1.7 (AC-FT)

Discharge Volume: 1.7 (AC-FT)

Project: Winsome\_Fil\_3

Simulation Run: Prop Basins 100 yr

Reach: Reach-A3A

Start of Run: 26Feb2019, 00:00

Basin Model: Proposed Basins

End of Run: 27Feb2019, 12:00

Meteorologic Model: Prop Basins 100yr

Compute Time: 09Dec2021, 07:54:11

Control Specifications: Control 1

Volume Units:

AC-FT

#### Computed Results

Peak Inflow: 49.5 (CFS)

Date/Time of Peak Inflow 26Feb2019, 12:02

Peak Discharge: 49.3 (CFS)

Date/Time of Peak Discharge 26Feb2019, 12:04

Inflow Volume: 2.0 (AC-FT)

Discharge Volume: 2.0 (AC-FT)



Project: Winsome\_Fil\_3

Simulation Run: Prop Basins 100 yr

Reach: Reach-G1

Start of Run: 26Feb2019, 00:00

Basin Model: Proposed Basins

End of Run: 27Feb2019, 12:00

Meteorologic Model: Prop Basins 100yr

Compute Time: 09Dec2021, 07:54:11

Control Specifications: Control 1

Volume Units:

AC-FT

#### Computed Results

Peak Inflow: 40.0 (CFS)

Date/Time of Peak Inflow 26Feb2019, 12:06

Peak Discharge: 40.0 (CFS)

Date/Time of Peak Discharge 26Feb2019, 12:10

Inflow Volume: 1.5 (AC-FT)

Discharge Volume: 1.5 (AC-FT)

Project: Winsome\_Fil\_3

Simulation Run: Prop Basins 100 yr

Reach: Reach-H1

Start of Run: 26Feb2019, 00:00

Basin Model: Proposed Basins

End of Run: 27Feb2019, 12:00

Meteorologic Model: Prop Basins 100yr

Compute Time: 09Dec2021, 07:54:11

Control Specifications: Control 1

Volume Units:

AC-FT

#### Computed Results

Peak Inflow: 33.0 (CFS)

Date/Time of Peak Inflow 26Feb2019, 12:02

Peak Discharge: 32.8 (CFS)

Date/Time of Peak Discharge 26Feb2019, 12:06

Inflow Volume: 1.1 (AC-FT)

Discharge Volume: 1.1 (AC-FT)

Project: Winsome\_Fil\_3

Simulation Run: Prop Basins 100 yr

Reach: Reach-H2

Start of Run: 26Feb2019, 00:00

Basin Model: Proposed Basins

End of Run: 27Feb2019, 12:00

Meteorologic Model: Prop Basins 100yr

Compute Time: 09Dec2021, 07:54:11

Control Specifications: Control 1

Volume Units:

AC-FT

#### Computed Results

Peak Inflow: 65.5 (CFS)

Date/Time of Peak Inflow 26Feb2019, 12:03

Peak Discharge: 65.4 (CFS)

Date/Time of Peak Discharge 26Feb2019, 12:06

Inflow Volume: 2.5 (AC-FT)

Discharge Volume: 2.5 (AC-FT)

Project: Winsome\_Fil\_3

Simulation Run: Prop Basins 100 yr

Reach: Reach H3

Start of Run: 26Feb2019, 00:00

Basin Model: Proposed Basins

End of Run: 27Feb2019, 12:00

Meteorologic Model: Prop Basins 100yr

Compute Time: 09Dec2021, 07:54:11

Control Specifications: Control 1

Volume Units:

AC-FT

#### Computed Results

Peak Inflow: 8.0 (CFS)

Date/Time of Peak Inflow 26Feb2019, 12:01

Peak Discharge: 8.0 (CFS)

Date/Time of Peak Discharge 26Feb2019, 12:07

Inflow Volume: 0.3 (AC-FT)

Discharge Volume: 0.3 (AC-FT)

Project: Winsome\_Fil\_3

Simulation Run: Prop Basins 100 yr

Reach: Reach-H3B

Start of Run: 26Feb2019, 00:00

Basin Model: Proposed Basins

End of Run: 27Feb2019, 12:00

Meteorologic Model: Prop Basins 100yr

Compute Time: 09Dec2021, 07:54:11

Control Specifications: Control 1

Volume Units:

AC-FT

#### Computed Results

Peak Inflow: 6.9 (CFS)

Date/Time of Peak Inflow 26Feb2019, 12:03

Peak Discharge: 6.8 (CFS)

Date/Time of Peak Discharge 26Feb2019, 12:09

Inflow Volume: 0.3 (AC-FT)

Discharge Volume: 0.3 (AC-FT)

Project: Winsome\_Fil\_3

Simulation Run: Prop Basins 100 yr

Reach: Reach-I1

Start of Run: 26Feb2019, 00:00

Basin Model: Proposed Basins

End of Run: 27Feb2019, 12:00

Meteorologic Model: Prop Basins 100yr

Compute Time: 09Dec2021, 07:54:11

Control Specifications: Control 1

Volume Units:

AC-FT

#### Computed Results

Peak Inflow: 25.8 (CFS)

Date/Time of Peak Inflow 26Feb2019, 12:04

Peak Discharge: 25.7 (CFS)

Date/Time of Peak Discharge 26Feb2019, 12:09

Inflow Volume: 1.3 (AC-FT)

Discharge Volume: 1.3 (AC-FT)

Project: Winsome\_Fil\_3

Simulation Run: Prop Basins 100 yr

Reach: Reach-P4

Start of Run: 26Feb2019, 00:00

Basin Model: Proposed Basins

End of Run: 27Feb2019, 12:00

Meteorologic Model: Prop Basins 100yr

Compute Time: 09Dec2021, 07:54:11

Control Specifications: Control 1

Volume Units:

AC-FT

#### Computed Results

Peak Inflow: 52.9 (CFS)

Date/Time of Peak Inflow 26Feb2019, 12:10

Peak Discharge: 52.9 (CFS)

Date/Time of Peak Discharge 26Feb2019, 12:11

Inflow Volume: 3.8 (AC-FT)

Discharge Volume: 3.8 (AC-FT)

Project: Winsome\_Fil\_3      Simulation Run: Prop Basins 100 yr  
Reach: Reach-6 Kiowa Outfall

|               |                     |                         |                   |
|---------------|---------------------|-------------------------|-------------------|
| Start of Run: | 26Feb2019, 00:00    | Basin Model:            | Proposed Basins   |
| End of Run:   | 27Feb2019, 12:00    | Meteorologic Model:     | Prop Basins 100yr |
| Compute Time: | 30Aug2022, 12:56:25 | Control Specifications: | Control 1         |

Volume Units:      AC-FT

#### Computed Results

|                 |               |                             |                 |
|-----------------|---------------|-----------------------------|-----------------|
| Peak Inflow:    | 1959.3 (CFS)  | Date/Time of Peak Inflow    | 26Feb2019, 12:4 |
| Peak Discharge: | 1959.2 (CFS)  | Date/Time of Peak Discharge | 26Feb2019, 12:4 |
| Inflow Volume:  | 299.4 (AC-FT) | Discharge Volume:           | 299.4 (AC-FT)   |



***APPENDIX C: HYDRAULICS***

| Culvert & Riprap Summary  |             |            |               |                                     |                |            |          |               |                    |                           |                                   |
|---|-------------|------------|---------------|-------------------------------------|----------------|------------|----------|---------------|--------------------|---------------------------|-----------------------------------|
|   |             |            |               | Riprap Details                      |                |            |          |               |                    |                           |                                   |
| Culvert ID  | Flows (cfs) | HW/D Ratio | Diameter (in) | Length (ft)                         | Min Width (ft) | Width (ft) | D50 Type | D50 Size (in) | D50 Thickness (in) | Normal Depth in Pipe (ft) | Upstream Headwater Elevation (ft) |
| A3A   | 40.9        | 1.11       | 36            | 19                                  | 7              | 11         | L        | 9             | 18                 | 1.33                      | 7343.33                           |
| G1  | 40.0        | 1.09       | 36            | 19                                  | 7              | 11         | L        | 9             | 18                 | 1.30                      | 7378.88                           |
| H1  | 33.0        | 1.36       | 30            | 17                                  | 7              | 10         | L        | 9             | 18                 | 1.15                      | 7395.56                           |
| H2  | 65.5        | 1.18       | 42            | 27                                  | 10             | 12         | M        | 12            | 24                 | 1.30                      | 7339.25                           |
| H3  | 8.0         | 1.21       | 18            | 6                                   | 3              | 8          | VL       | 6             | 12                 | 0.78                      | 7376.50                           |
| H5B   | 29.0        | 1.24       | 30            | 15                                  | 6              | 10         | L        | 9             | 18                 | 1.47                      | 7318.10                           |
| I1  | 25.8        | 1.1        | 30            | 14                                  | 6              | 9          | VL       | 6             | 12                 | 1.08                      | 7356.79                           |
| Pond 4  | 81.0        | 1.08       | 48            | Forebay Used for Energy Dissipation |                |            |          |               |                    | 1.54                      | 7299.84                           |
| Pond 3 Access   | 1.0         | --         | 15            | 4                                   | 2              | 2          | VL       | 6             | 12                 | 0.22                      | --                                |
| Pond 5 Access   | 1.0         | --         | 15            | 5                                   | 2              | 2          | VL       | 6             | 12                 | 0.20                      | --                                |
| Pond 1- Outfall   | 82.0        | --         | 36            | 25                                  | 15             | 15         | H        | 18            | 36                 | --                        | --                                |
| Pond-2 Outfall  | 96.5        | --         | 48            | 36                                  | 13             | 13         | M        | 12            | 24                 | --                        | --                                |
| WQ Pond Outfall   | 10.0        | --         | 18            | 8                                   | 4              | 4          | VL       | 6             | 12                 | --                        | --                                |
| Pond-4 Outfall  | 75.1        | --         | 42            | 30                                  | 11             | 11         | M        | 12            | 24                 | --                        | --                                |
| *Note: Pond 3 Access and Pond 5 Access culverts are considered driveway culverts. |             |            |               |                                     |                |            |          |               |                    |                           |                                   |

# HY-8 Culvert Analysis Report

## Crossing Discharge Data

Discharge Selection Method: Specify Minimum, Design, and Maximum Flow

Minimum Flow: 0 cfs

Design Flow: 40 cfs

Maximum Flow: 100 cfs

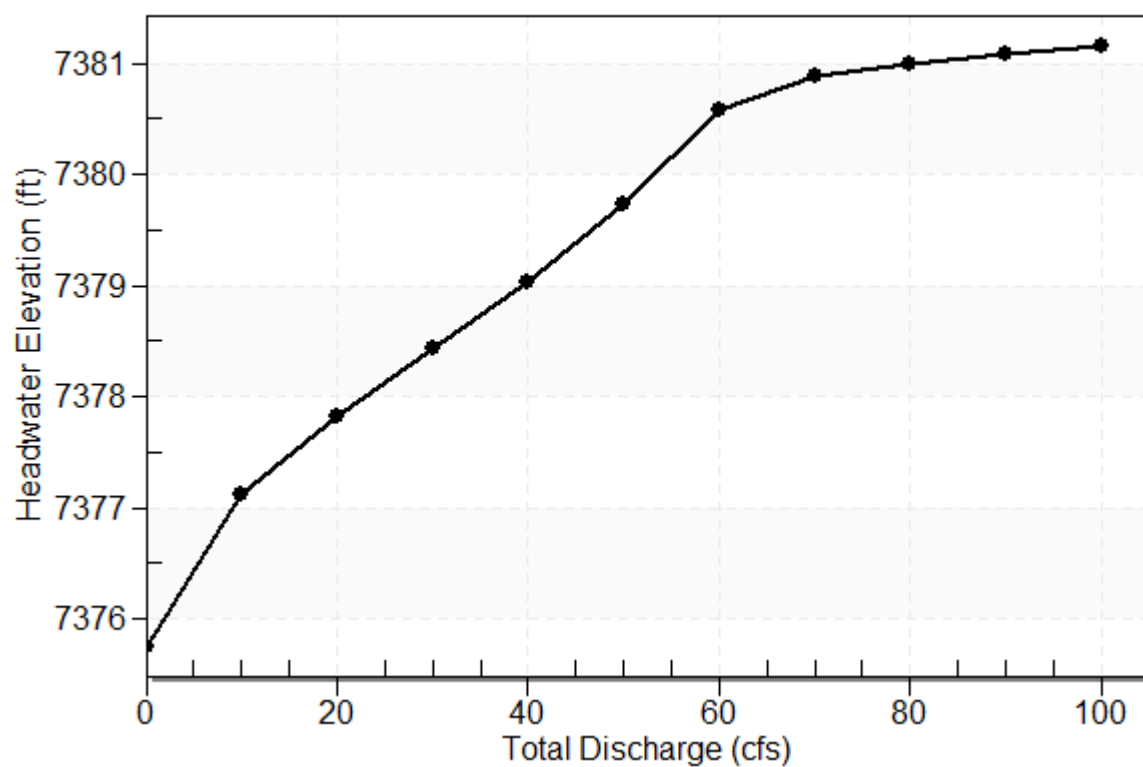
**Table 1 - Summary of Culvert Flows at Crossing: Crossing G1**

| Headwater Elevation<br>(ft) | Total Discharge (cfs) | CULV G1 Discharge<br>(cfs) | Roadway Discharge<br>(cfs) | Iterations  |
|-----------------------------|-----------------------|----------------------------|----------------------------|-------------|
| 7375.76                     | 0.00                  | 0.00                       | 0.00                       | 1           |
| 7377.12                     | 10.00                 | 10.00                      | 0.00                       | 1           |
| 7377.83                     | 20.00                 | 20.00                      | 0.00                       | 1           |
| 7378.43                     | 30.00                 | 30.00                      | 0.00                       | 1           |
| 7379.03                     | 40.00                 | 40.00                      | 0.00                       | 1           |
| 7379.73                     | 50.00                 | 50.00                      | 0.00                       | 1           |
| 7380.58                     | 60.00                 | 60.00                      | 0.00                       | 1           |
| 7380.89                     | 70.00                 | 63.22                      | 6.68                       | 9           |
| 7381.00                     | 80.00                 | 64.29                      | 15.60                      | 5           |
| 7381.09                     | 90.00                 | 65.14                      | 24.73                      | 4           |
| 7381.17                     | 100.00                | 65.90                      | 34.04                      | 4           |
| 7380.75                     | 61.76                 | 61.76                      | 0.00                       | Overtopping |

# Rating Curve Plot for Crossing: Crossing G1

## Total Rating Curve

Crossing: Crossing G1



**Table 2 - Culvert Summary Table: CULV G1**

| Total Discharge (cfs) | Culvert Discharge (cfs) | Headwater Elevation (ft) | Inlet Control Depth (ft) | Outlet Control Depth (ft) | Flow Type | Normal Depth (ft) | Critical Depth (ft) | Outlet Depth (ft) | Tailwater Depth (ft) | Outlet Velocity (ft/s) | Tailwater Velocity (ft/s) |
|-----------------------|-------------------------|--------------------------|--------------------------|---------------------------|-----------|-------------------|---------------------|-------------------|----------------------|------------------------|---------------------------|
| 0.00                  | 0.00                    | 7375.76                  | 0.000                    | 0.000                     | 0-NF      | 0.000             | 0.000               | 0.000             | 0.000                | 0.000                  | 0.000                     |
| 10.00                 | 10.00                   | 7377.12                  | 1.358                    | 0.0*                      | 1-S2n     | 0.628             | 1.000               | 0.628             | 0.592                | 9.294                  | 2.850                     |
| 20.00                 | 20.00                   | 7377.83                  | 2.072                    | 0.0*                      | 1-S2n     | 0.892             | 1.435               | 0.926             | 0.768                | 10.779                 | 3.389                     |
| 30.00                 | 30.00                   | 7378.43                  | 2.671                    | 0.0*                      | 1-S2n     | 1.104             | 1.774               | 1.156             | 0.894                | 11.939                 | 3.750                     |
| 40.00                 | 40.00                   | 7379.03                  | 3.271                    | 0.667                     | 5-S2n     | 1.292             | 2.059               | 1.362             | 0.996                | 12.814                 | 4.030                     |
| 50.00                 | 50.00                   | 7379.73                  | 3.970                    | 1.888                     | 5-S2n     | 1.468             | 2.301               | 1.562             | 1.083                | 13.445                 | 4.261                     |
| 60.00                 | 60.00                   | 7380.58                  | 4.822                    | 2.757                     | 5-S2n     | 1.637             | 2.501               | 1.749             | 1.160                | 14.022                 | 4.460                     |
| 70.00                 | 63.22                   | 7380.89                  | 5.133                    | 3.062                     | 5-S2n     | 1.691             | 2.557               | 1.809             | 1.229                | 14.195                 | 4.635                     |
| 80.00                 | 64.29                   | 7381.00                  | 5.240                    | 3.165                     | 5-S2n     | 1.709             | 2.574               | 1.829             | 1.292                | 14.245                 | 4.793                     |
| 90.00                 | 65.14                   | 7381.09                  | 5.327                    | 3.249                     | 5-S2n     | 1.723             | 2.587               | 1.845             | 1.350                | 14.284                 | 4.936                     |
| 100.00                | 65.90                   | 7381.17                  | 5.406                    | 3.325                     | 5-S2n     | 1.736             | 2.599               | 1.859             | 1.405                | 14.320                 | 5.068                     |

\* Full Flow Headwater elevation is below inlet invert.

\*\*\*\*\*

Straight Culvert

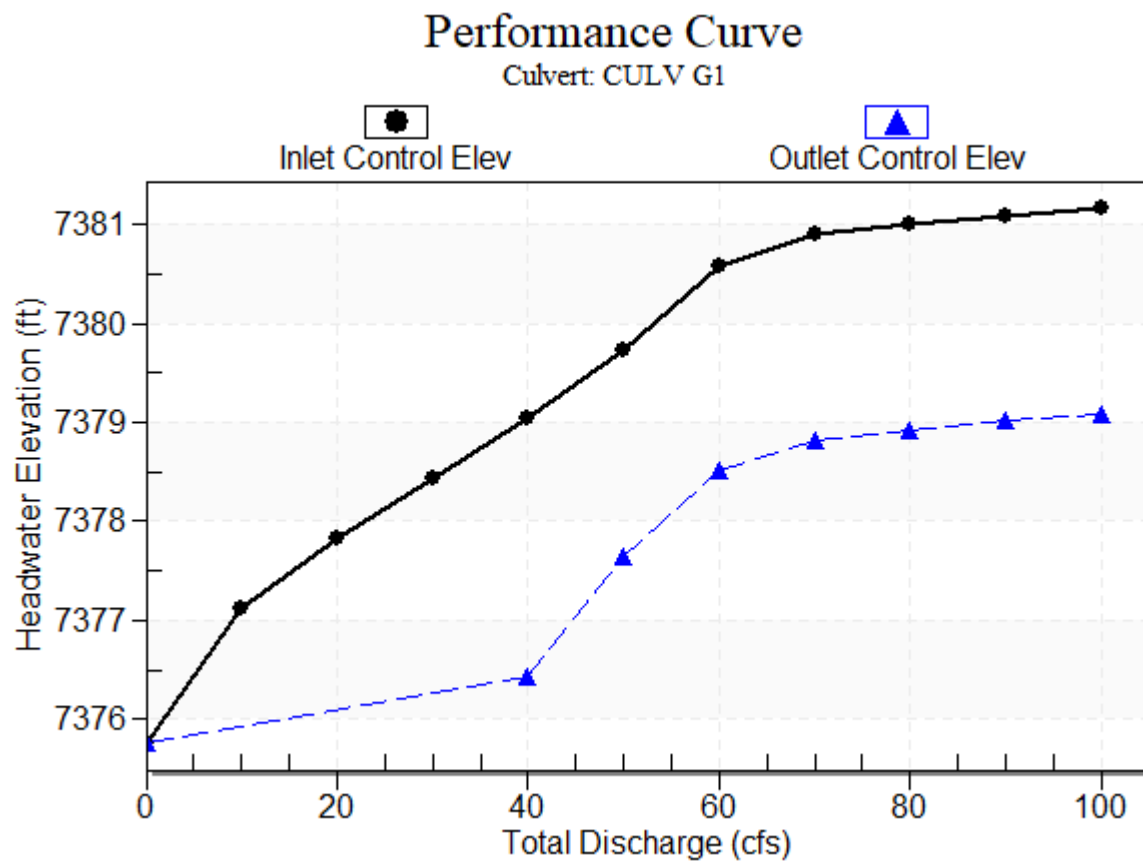
Inlet Elevation (invert): 7375.76 ft,    Outlet Elevation (invert): 7373.25 ft

Culvert Length: 122.23 ft,    Culvert Slope: 0.0205

\*\*\*\*\*



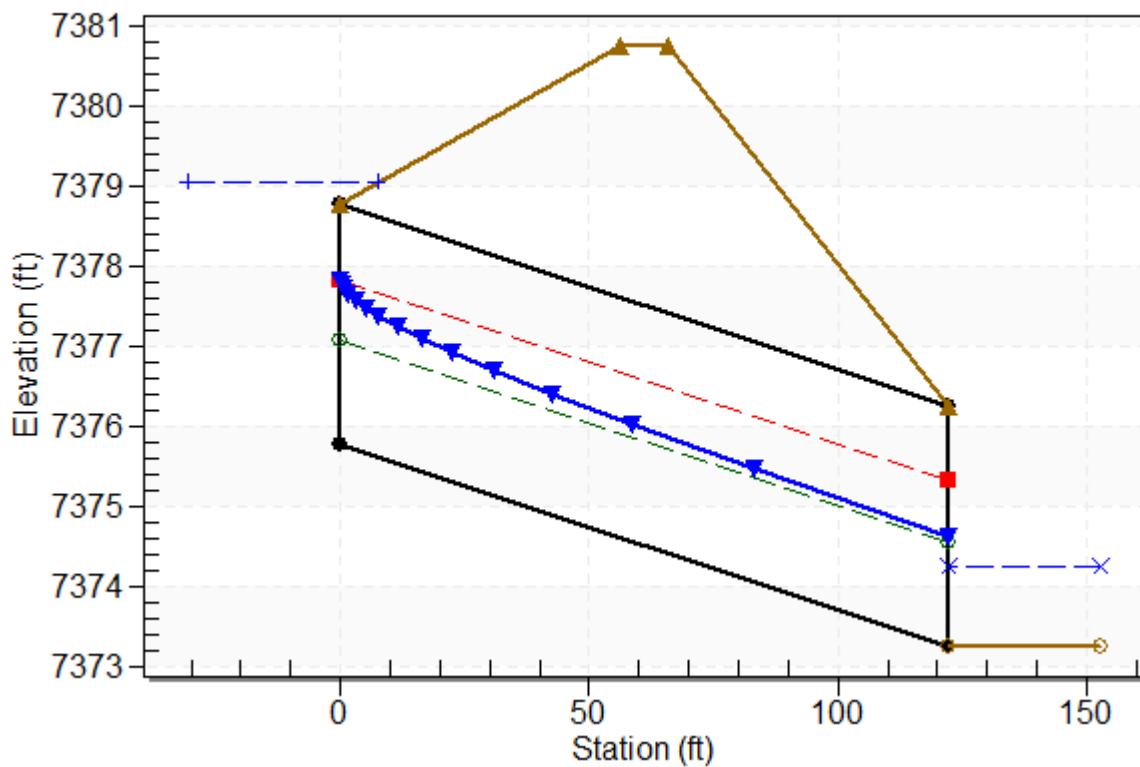
# Culvert Performance Curve Plot: CULV G1



## Water Surface Profile Plot for Culvert: CULV G1

Crossing - Crossing G1, Design Discharge - 40.0 cfs

Culvert - CULV G1, Culvert Discharge - 40.0 cfs



### Site Data - CULV G1

Site Data Option: Culvert Invert Data

Inlet Station: 0.00 ft

Inlet Elevation: 7375.76 ft

Outlet Station: 122.20 ft

Outlet Elevation: 7373.25 ft

Number of Barrels: 1

### Culvert Data Summary - CULV G1

Barrel Shape: Circular

Barrel Diameter: 3.00 ft

Barrel Material: Concrete

Embedment: 0.00 in

Barrel Manning's n: 0.0120

Culvert Type: Straight

Inlet Configuration: Square Edge with Headwall

Inlet Depression: None

**Table 3 - Downstream Channel Rating Curve (Crossing: Crossing G1)**

| Flow (cfs) | Water Surface Elev (ft) | Depth (ft) | Velocity (ft/s) | Shear (psf) | Froude Number |
|------------|-------------------------|------------|-----------------|-------------|---------------|
| 0.00       | 7373.25                 | 0.00       | 0.00            | 0.00        | 0.00          |
| 10.00      | 7373.84                 | 0.59       | 2.85            | 1.11        | 0.92          |
| 20.00      | 7374.02                 | 0.77       | 3.39            | 1.44        | 0.96          |
| 30.00      | 7374.14                 | 0.89       | 3.75            | 1.67        | 0.99          |
| 40.00      | 7374.25                 | 1.00       | 4.03            | 1.87        | 1.01          |
| 50.00      | 7374.33                 | 1.08       | 4.26            | 2.03        | 1.02          |
| 60.00      | 7374.41                 | 1.16       | 4.46            | 2.17        | 1.03          |
| 70.00      | 7374.48                 | 1.23       | 4.64            | 2.30        | 1.04          |
| 80.00      | 7374.54                 | 1.29       | 4.79            | 2.42        | 1.05          |
| 90.00      | 7374.60                 | 1.35       | 4.94            | 2.53        | 1.06          |
| 100.00     | 7374.65                 | 1.40       | 5.07            | 2.63        | 1.07          |

**Tailwater Channel Data - Crossing G1**

Tailwater Channel Option: Triangular Channel

Side Slope (H:V): 10.00 (1:1)

Channel Slope: 0.0300

Channel Manning's n: 0.0400

Channel Invert Elevation: 7373.25 ft

**Roadway Data for Crossing: Crossing G1**

Roadway Profile Shape: Constant Roadway Elevation

Crest Length: 42.00 ft

Crest Elevation: 7380.75 ft

Roadway Surface: Paved

Roadway Top Width: 10.00 ft

## **Crossing Discharge Data**

Discharge Selection Method: Specify Minimum, Design, and Maximum Flow

Minimum Flow: 0 cfs

Design Flow: 33 cfs

Maximum Flow: 50 cfs

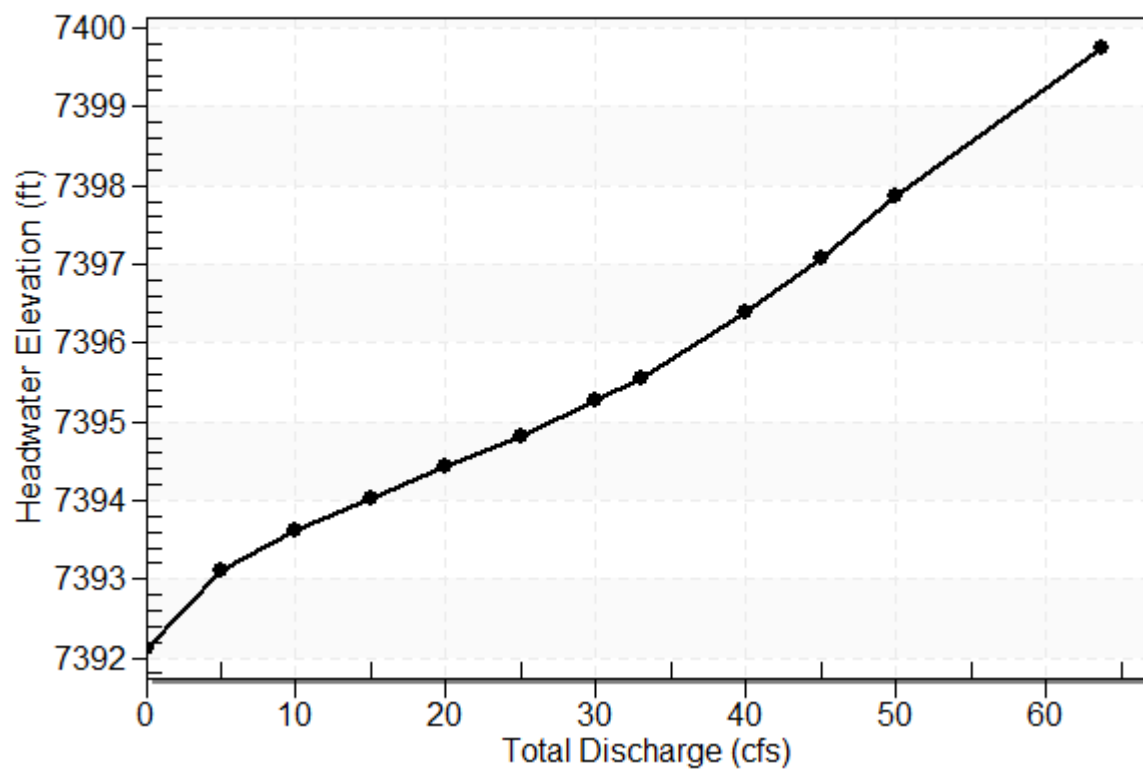
**Table 4 - Summary of Culvert Flows at Crossing: Crossing H1**

| Headwater Elevation<br>(ft) | Total Discharge (cfs) | CULV H1 Discharge<br>(cfs) | Roadway Discharge<br>(cfs) | Iterations  |
|-----------------------------|-----------------------|----------------------------|----------------------------|-------------|
| 7392.13                     | 0.00                  | 0.00                       | 0.00                       | 1           |
| 7393.12                     | 5.00                  | 5.00                       | 0.00                       | 1           |
| 7393.61                     | 10.00                 | 10.00                      | 0.00                       | 1           |
| 7394.03                     | 15.00                 | 15.00                      | 0.00                       | 1           |
| 7394.42                     | 20.00                 | 20.00                      | 0.00                       | 1           |
| 7394.82                     | 25.00                 | 25.00                      | 0.00                       | 1           |
| 7395.26                     | 30.00                 | 30.00                      | 0.00                       | 1           |
| 7395.56                     | 33.00                 | 33.00                      | 0.00                       | 1           |
| 7396.39                     | 40.00                 | 40.00                      | 0.00                       | 1           |
| 7397.08                     | 45.00                 | 45.00                      | 0.00                       | 1           |
| 7397.87                     | 50.00                 | 50.00                      | 0.00                       | 1           |
| 7399.65                     | 59.72                 | 59.72                      | 0.00                       | Overtopping |

## Rating Curve Plot for Crossing: Crossing H1

### Total Rating Curve

Crossing: Crossing H1



**Table 5 - Culvert Summary Table: CULV H1**

| Total Discharge (cfs) | Culvert Discharge (cfs) | Headwater Elevation (ft) | Inlet Control Depth (ft) | Outlet Control Depth (ft) | Flow Type | Normal Depth (ft) | Critical Depth (ft) | Outlet Depth (ft) | Tailwater Depth (ft) | Outlet Velocity (ft/s) | Tailwater Velocity (ft/s) |
|-----------------------|-------------------------|--------------------------|--------------------------|---------------------------|-----------|-------------------|---------------------|-------------------|----------------------|------------------------|---------------------------|
| 0.00                  | 0.00                    | 7392.13                  | 0.000                    | 0.000                     | 0-NF      | 0.000             | 0.000               | 0.000             | 0.000                | 0.000                  | 0.000                     |
| 5.00                  | 5.00                    | 7393.12                  | 0.991                    | 0.0*                      | 1-S2n     | 0.433             | 0.737               | 0.433             | 0.433                | 8.773                  | 2.669                     |
| 10.00                 | 10.00                   | 7393.61                  | 1.477                    | 0.0*                      | 1-S2n     | 0.611             | 1.056               | 0.642             | 0.561                | 10.024                 | 3.174                     |
| 15.00                 | 15.00                   | 7394.03                  | 1.905                    | 0.0*                      | 1-S2n     | 0.752             | 1.306               | 0.797             | 0.653                | 11.139                 | 3.513                     |
| 20.00                 | 20.00                   | 7394.42                  | 2.290                    | 0.0*                      | 1-S2n     | 0.875             | 1.518               | 0.936             | 0.728                | 11.924                 | 3.775                     |
| 25.00                 | 25.00                   | 7394.82                  | 2.686                    | 0.238                     | 5-S2n     | 0.986             | 1.703               | 1.066             | 0.791                | 12.528                 | 3.991                     |
| 30.00                 | 30.00                   | 7395.26                  | 3.131                    | 0.777                     | 5-S2n     | 1.091             | 1.867               | 1.191             | 0.847                | 13.005                 | 4.178                     |
| 33.00                 | 33.00                   | 7395.56                  | 3.432                    | 1.396                     | 5-S2n     | 1.151             | 1.955               | 1.260             | 0.878                | 13.307                 | 4.278                     |
| 40.00                 | 40.00                   | 7396.39                  | 4.256                    | 2.182                     | 5-S2n     | 1.288             | 2.129               | 1.422             | 0.944                | 13.875                 | 4.489                     |
| 45.00                 | 45.00                   | 7397.08                  | 4.955                    | 2.811                     | 5-S2n     | 1.384             | 2.225               | 1.532             | 0.987                | 14.271                 | 4.623                     |
| 50.00                 | 50.00                   | 7397.87                  | 5.745                    | 3.498                     | 5-S2n     | 1.479             | 2.300               | 1.640             | 1.026                | 14.648                 | 4.747                     |



\* Full Flow Headwater elevation is below inlet invert.

\*\*\*\*\*

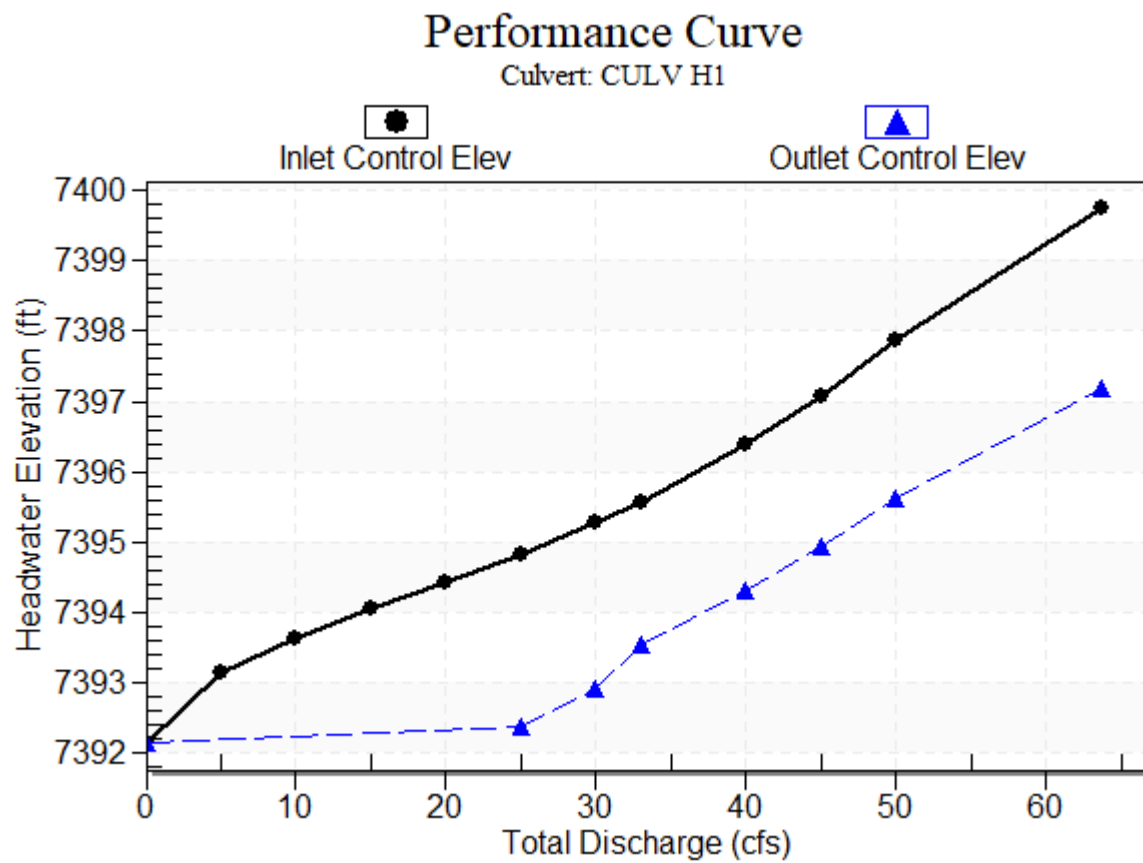
Straight Culvert

Inlet Elevation (invert): 7392.13 ft,    Outlet Elevation (invert): 7389.81 ft

Culvert Length: 79.53 ft,    Culvert Slope: 0.0292

\*\*\*\*\*

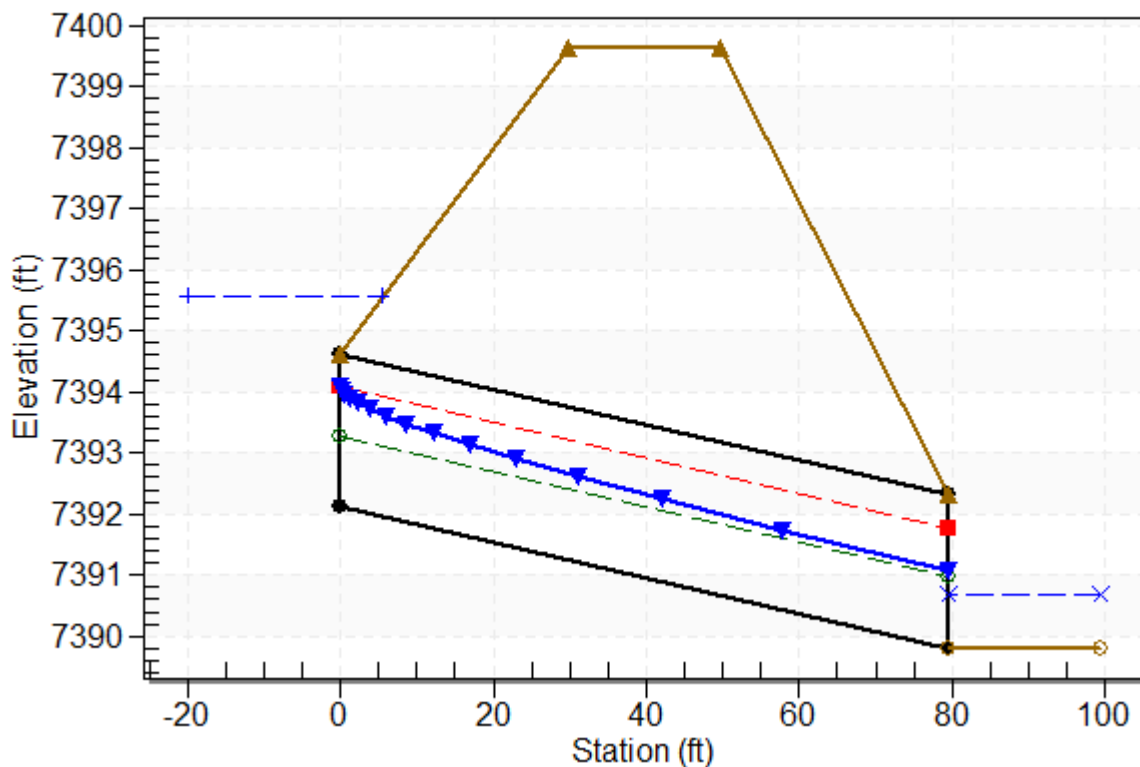
# Culvert Performance Curve Plot: CULV H1



## Water Surface Profile Plot for Culvert: CULV H1

### Crossing - Crossing H1, Design Discharge - 33.0 cfs

Culvert - CULV H1, Culvert Discharge - 33.0 cfs



## Site Data - CULV H1

Site Data Option: Culvert Invert Data

Inlet Station: 0.00 ft

Inlet Elevation: 7392.13 ft

Outlet Station: 79.50 ft

Outlet Elevation: 7389.81 ft

Number of Barrels: 1

## Culvert Data Summary - CULV H1

Barrel Shape: Circular

Barrel Diameter: 2.50 ft

Barrel Material: Concrete

Embedment: 0.00 in

Barrel Manning's n: 0.0120

Culvert Type: Straight

Inlet Configuration: Square Edge with Headwall

Inlet Depression: None

**Table 6 - Downstream Channel Rating Curve (Crossing: Crossing H1)**

| Flow (cfs) | Water Surface Elev (ft) | Depth (ft) | Velocity (ft/s) | Shear (psf) | Froude Number |
|------------|-------------------------|------------|-----------------|-------------|---------------|
| 0.00       | 7389.81                 | 0.00       | 0.00            | 0.00        | 0.00          |
| 5.00       | 7390.24                 | 0.43       | 2.67            | 1.08        | 1.01          |
| 10.00      | 7390.37                 | 0.56       | 3.17            | 1.40        | 1.06          |
| 15.00      | 7390.46                 | 0.65       | 3.51            | 1.63        | 1.08          |
| 20.00      | 7390.54                 | 0.73       | 3.77            | 1.82        | 1.10          |
| 25.00      | 7390.60                 | 0.79       | 3.99            | 1.98        | 1.12          |
| 30.00      | 7390.66                 | 0.85       | 4.18            | 2.12        | 1.13          |
| 33.00      | 7390.69                 | 0.88       | 4.28            | 2.19        | 1.14          |
| 40.00      | 7390.75                 | 0.94       | 4.49            | 2.36        | 1.15          |
| 45.00      | 7390.80                 | 0.99       | 4.62            | 2.46        | 1.16          |
| 50.00      | 7390.84                 | 1.03       | 4.75            | 2.56        | 1.17          |

**Tailwater Channel Data - Crossing H1**

Tailwater Channel Option: Triangular Channel

Side Slope (H:V): 10.00 (1:1)

Channel Slope: 0.0400

Channel Manning's n: 0.0400

Channel Invert Elevation: 7389.81 ft

**Roadway Data for Crossing: Crossing H1**

Roadway Profile Shape: Constant Roadway Elevation

Crest Length: 32.00 ft

Crest Elevation: 7399.65 ft

Roadway Surface: Paved

Roadway Top Width: 20.00 ft

## **Crossing Discharge Data**

Discharge Selection Method: Specify Minimum, Design, and Maximum Flow

Minimum Flow: 0 cfs

Design Flow: 65.5 cfs

Maximum Flow: 80 cfs

**Table 7 - Summary of Culvert Flows at Crossing: Crossing H2**

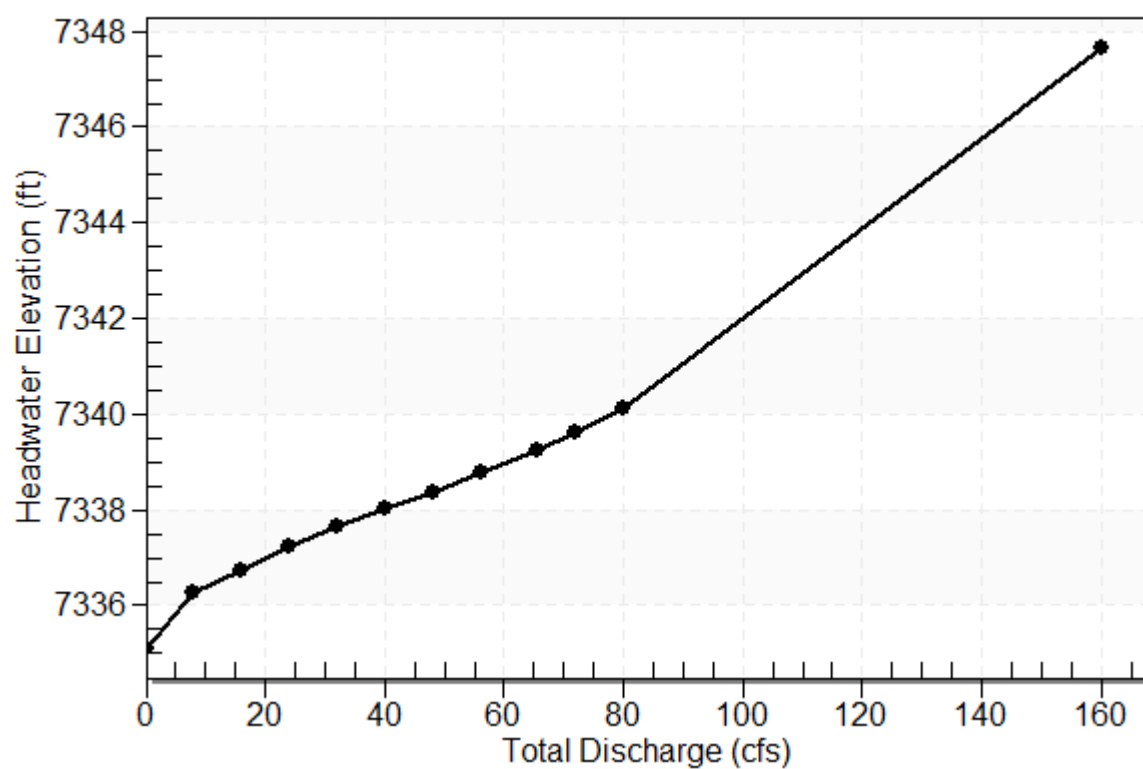
| Headwater Elevation<br>(ft) | Total Discharge (cfs) | CULV H2 Discharge<br>(cfs) | Roadway Discharge<br>(cfs) | Iterations  |
|-----------------------------|-----------------------|----------------------------|----------------------------|-------------|
| 7335.12                     | 0.00                  | 0.00                       | 0.00                       | 1           |
| 7336.25                     | 8.00                  | 8.00                       | 0.00                       | 1           |
| 7336.75                     | 16.00                 | 16.00                      | 0.00                       | 1           |
| 7337.21                     | 24.00                 | 24.00                      | 0.00                       | 1           |
| 7337.63                     | 32.00                 | 32.00                      | 0.00                       | 1           |
| 7338.01                     | 40.00                 | 40.00                      | 0.00                       | 1           |
| 7338.38                     | 48.00                 | 48.00                      | 0.00                       | 1           |
| 7338.76                     | 56.00                 | 56.00                      | 0.00                       | 1           |
| 7339.25                     | 65.50                 | 65.50                      | 0.00                       | 1           |
| 7339.63                     | 72.00                 | 72.00                      | 0.00                       | 1           |
| 7340.13                     | 80.00                 | 80.00                      | 0.00                       | 1           |
| 7347.52                     | 152.75                | 152.75                     | 0.00                       | Overtopping |



## Rating Curve Plot for Crossing: Crossing H2

### Total Rating Curve

Crossing: Crossing H2



**Table 8 - Culvert Summary Table: CULV H2**

| Total Discharge (cfs) | Culvert Discharge (cfs) | Headwater Elevation (ft) | Inlet Control Depth (ft) | Outlet Control Depth (ft) | Flow Type | Normal Depth (ft) | Critical Depth (ft) | Outlet Depth (ft) | Tailwater Depth (ft) | Outlet Velocity (ft/s) | Tailwater Velocity (ft/s) |
|-----------------------|-------------------------|--------------------------|--------------------------|---------------------------|-----------|-------------------|---------------------|-------------------|----------------------|------------------------|---------------------------|
| 0.00                  | 0.00                    | 7335.12                  | 0.000                    | 0.000                     | 0-NF      | 0.000             | 0.000               | 0.000             | 0.000                | 0.000                  | 0.000                     |
| 8.00                  | 8.00                    | 7336.25                  | 1.131                    | 0.0*                      | 1-S2n     | 0.455             | 0.853               | 0.455             | 0.598                | 10.891                 | 3.195                     |
| 16.00                 | 16.00                   | 7336.75                  | 1.631                    | 0.0*                      | 1-S2n     | 0.637             | 1.219               | 0.662             | 0.776                | 12.642                 | 3.800                     |
| 24.00                 | 24.00                   | 7337.21                  | 2.093                    | 0.0*                      | 1-S2n     | 0.777             | 1.506               | 0.777             | 0.903                | 15.076                 | 4.205                     |
| 32.00                 | 32.00                   | 7337.63                  | 2.511                    | 0.0*                      | 1-S2n     | 0.899             | 1.750               | 0.934             | 1.006                | 15.511                 | 4.519                     |
| 40.00                 | 40.00                   | 7338.01                  | 2.891                    | 0.0*                      | 1-S2n     | 1.007             | 1.967               | 1.053             | 1.094                | 16.399                 | 4.778                     |
| 48.00                 | 48.00                   | 7338.38                  | 3.260                    | 0.0*                      | 1-S2n     | 1.107             | 2.163               | 1.162             | 1.171                | 17.201                 | 5.001                     |
| 56.00                 | 56.00                   | 7338.76                  | 3.641                    | 0.0*                      | 5-S2n     | 1.200             | 2.343               | 1.273             | 1.241                | 17.701                 | 5.198                     |
| 65.50                 | 65.50                   | 7339.25                  | 4.133                    | 0.0*                      | 5-S2n     | 1.305             | 2.537               | 1.393             | 1.316                | 18.344                 | 5.405                     |
| 72.00                 | 72.00                   | 7339.63                  | 4.505                    | 0.0*                      | 5-S2n     | 1.373             | 2.658               | 1.476             | 1.363                | 18.671                 | 5.535                     |
| 80.00                 | 80.00                   | 7340.13                  | 5.011                    | 0.0*                      | 5-S2n     | 1.455             | 2.794               | 1.574             | 1.418                | 19.070                 | 5.682                     |

\* Full Flow Headwater elevation is below inlet invert.

\*\*\*\*\*

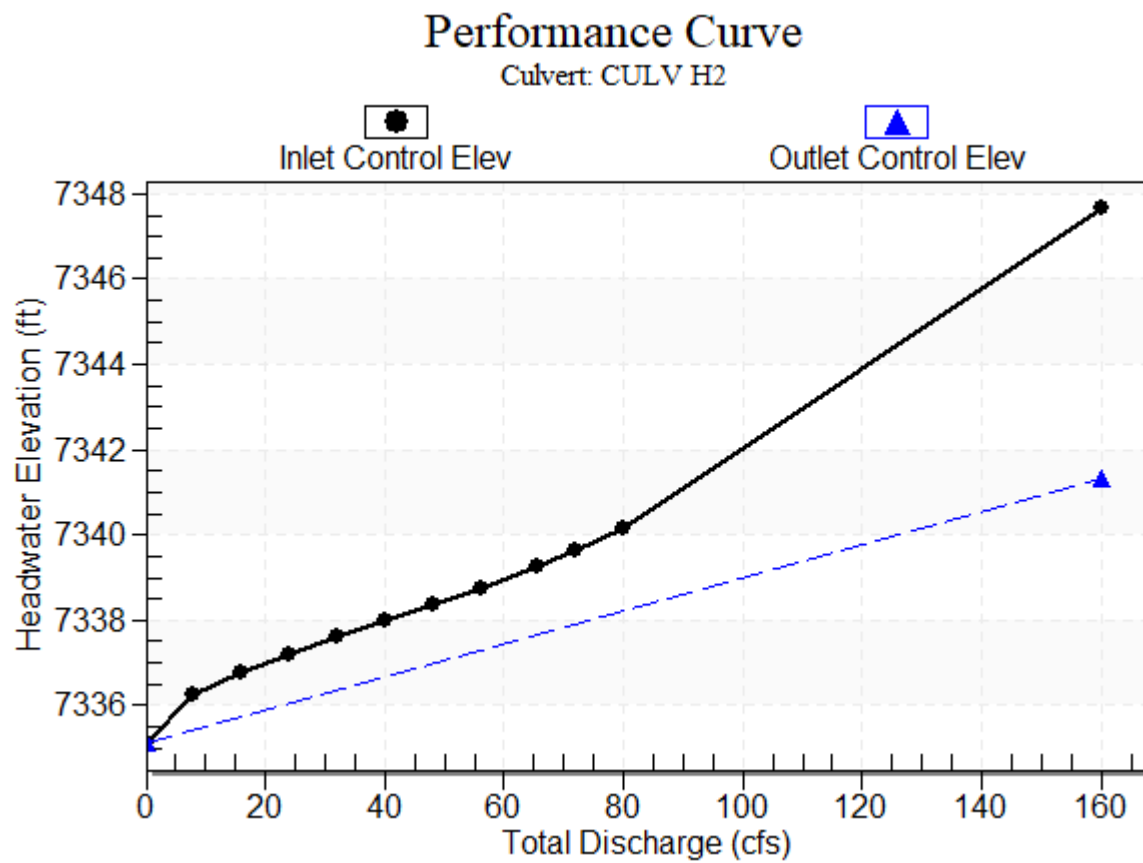
Straight Culvert

Inlet Elevation (invert): 7335.12 ft,    Outlet Elevation (invert): 7328.80 ft

Culvert Length: 154.13 ft,    Culvert Slope: 0.0410

\*\*\*\*\*

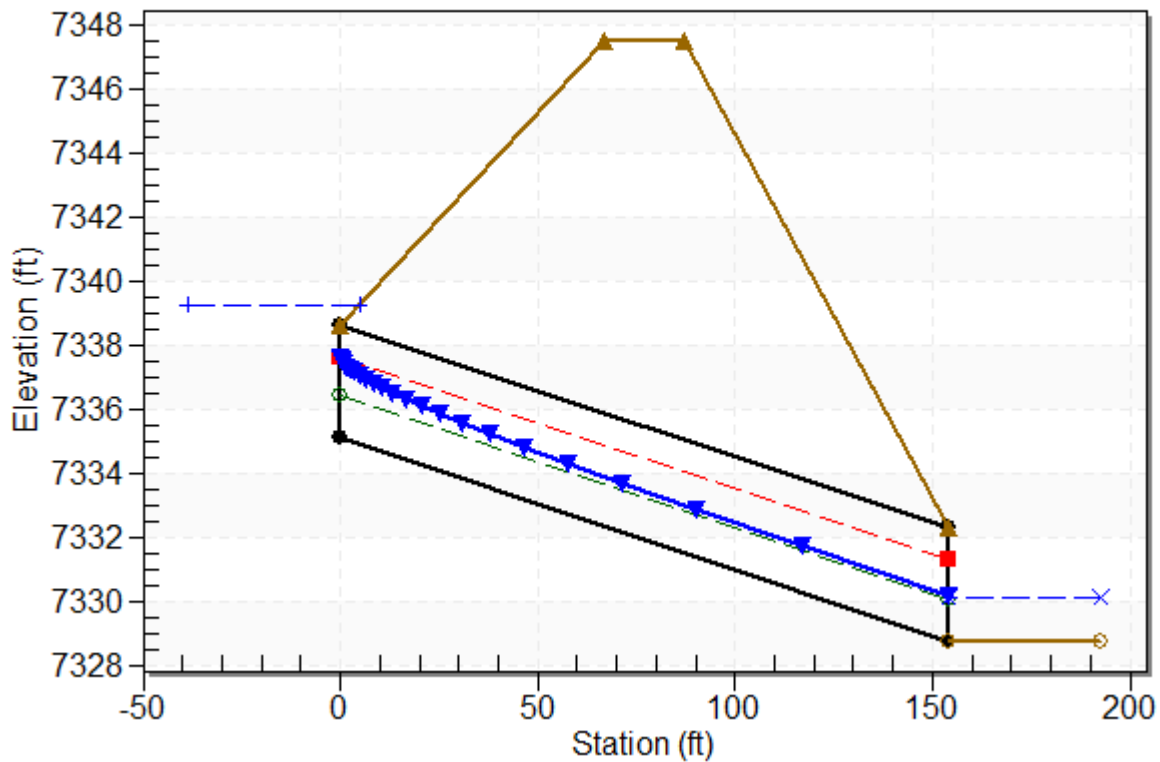
## Culvert Performance Curve Plot: CULV H2



## Water Surface Profile Plot for Culvert: CULV H2

Crossing - Crossing H2, Design Discharge - 65.5 cfs

Culvert - CULV H2, Culvert Discharge - 65.5 cfs



### Site Data - CULV H2

Site Data Option: Culvert Invert Data

Inlet Station: 0.00 ft

Inlet Elevation: 7335.12 ft

Outlet Station: 154.00 ft

Outlet Elevation: 7328.80 ft

Number of Barrels: 1

### Culvert Data Summary - CULV H2

Barrel Shape: Circular

Barrel Diameter: 3.50 ft

Barrel Material: Concrete

Embedment: 0.00 in

Barrel Manning's n: 0.0120

Culvert Type: Straight

Inlet Configuration: Square Edge with Headwall

Inlet Depression: None

**Table 9 - Downstream Channel Rating Curve (Crossing: Crossing H2)**

| Flow (cfs) | Water Surface Elev (ft) | Depth (ft) | Velocity (ft/s) | Shear (psf) | Froude Number |
|------------|-------------------------|------------|-----------------|-------------|---------------|
| 0.00       | 7328.80                 | 0.00       | 0.00            | 0.00        | 0.00          |
| 8.00       | 7329.40                 | 0.60       | 3.20            | 1.40        | 1.03          |
| 16.00      | 7329.58                 | 0.78       | 3.80            | 1.81        | 1.08          |
| 24.00      | 7329.70                 | 0.90       | 4.21            | 2.11        | 1.10          |
| 32.00      | 7329.81                 | 1.01       | 4.52            | 2.35        | 1.12          |
| 40.00      | 7329.89                 | 1.09       | 4.78            | 2.56        | 1.14          |
| 48.00      | 7329.97                 | 1.17       | 5.00            | 2.74        | 1.15          |
| 56.00      | 7330.04                 | 1.24       | 5.20            | 2.90        | 1.16          |
| 65.50      | 7330.12                 | 1.32       | 5.41            | 3.08        | 1.17          |
| 72.00      | 7330.16                 | 1.36       | 5.53            | 3.19        | 1.18          |
| 80.00      | 7330.22                 | 1.42       | 5.68            | 3.32        | 1.19          |

**Tailwater Channel Data - Crossing H2**

Tailwater Channel Option: Triangular Channel

Side Slope (H:V): 7.00 (7:1)

Channel Slope: 0.0375

Channel Manning's n: 0.0400

Channel Invert Elevation: 7328.80 ft

**Roadway Data for Crossing: Crossing H2**

Roadway Profile Shape: Constant Roadway Elevation

Crest Length: 35.00 ft

Crest Elevation: 7347.52 ft

Roadway Surface: Paved

Roadway Top Width: 20.00 ft



## **Crossing Discharge Data**

Discharge Selection Method: Specify Minimum, Design, and Maximum Flow

Minimum Flow: 0 cfs

Design Flow: 8 cfs

Maximum Flow: 30 cfs

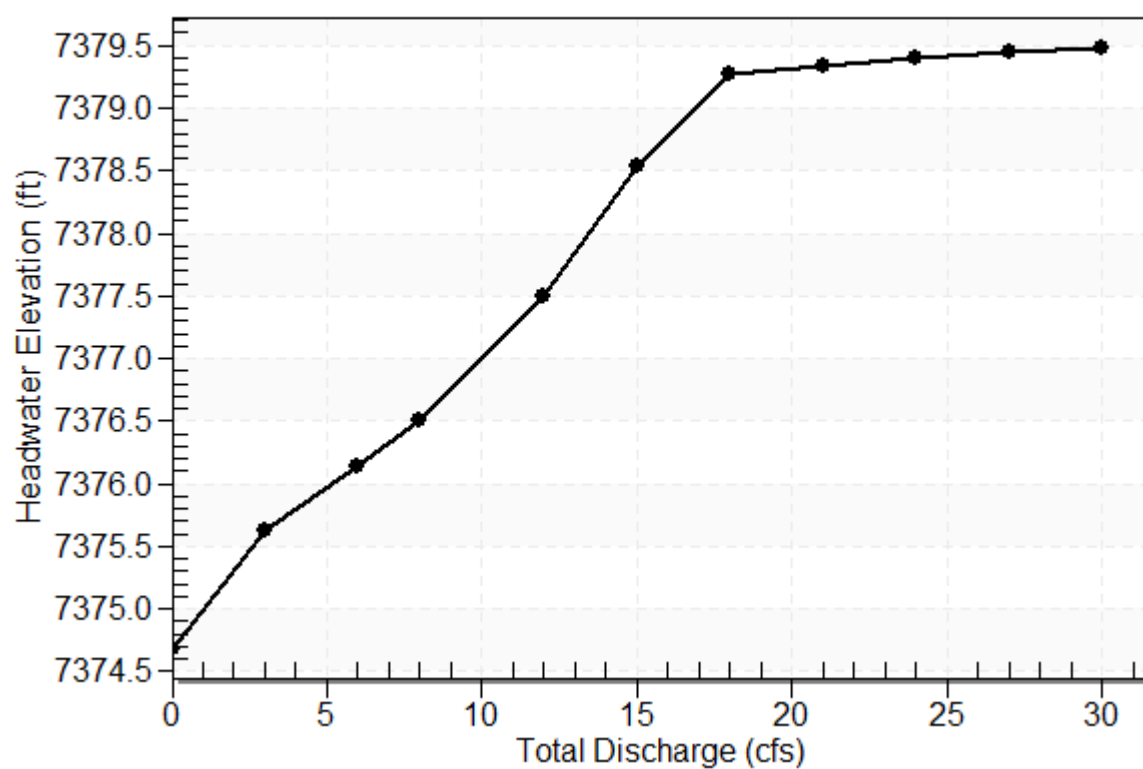
**Table 10 - Summary of Culvert Flows at Crossing: Crossing H3**

| Headwater Elevation<br>(ft) | Total Discharge (cfs) | CULV H3 Discharge<br>(cfs) | Roadway Discharge<br>(cfs) | Iterations  |
|-----------------------------|-----------------------|----------------------------|----------------------------|-------------|
| 7374.69                     | 0.00                  | 0.00                       | 0.00                       | 1           |
| 7375.63                     | 3.00                  | 3.00                       | 0.00                       | 1           |
| 7376.14                     | 6.00                  | 6.00                       | 0.00                       | 1           |
| 7376.50                     | 8.00                  | 8.00                       | 0.00                       | 1           |
| 7377.50                     | 12.00                 | 12.00                      | 0.00                       | 1           |
| 7378.54                     | 15.00                 | 15.00                      | 0.00                       | 1           |
| 7379.27                     | 18.00                 | 16.78                      | 1.19                       | 16          |
| 7379.34                     | 21.00                 | 16.94                      | 4.00                       | 5           |
| 7379.40                     | 24.00                 | 17.06                      | 6.88                       | 4           |
| 7379.44                     | 27.00                 | 17.16                      | 9.81                       | 4           |
| 7379.49                     | 30.00                 | 17.25                      | 12.67                      | 3           |
| 7379.21                     | 16.65                 | 16.65                      | 0.00                       | Overtopping |

# Rating Curve Plot for Crossing: Crossing H3

## Total Rating Curve

Crossing: Crossing H3



**Table 11 - Culvert Summary Table: CULV H3**

| Total Discharge (cfs) | Culvert Discharge (cfs) | Headwater Elevation (ft) | Inlet Control Depth (ft) | Outlet Control Depth (ft) | Flow Type | Normal Depth (ft) | Critical Depth (ft) | Outlet Depth (ft) | Tailwater Depth (ft) | Outlet Velocity (ft/s) | Tailwater Velocity (ft/s) |
|-----------------------|-------------------------|--------------------------|--------------------------|---------------------------|-----------|-------------------|---------------------|-------------------|----------------------|------------------------|---------------------------|
| 0.00                  | 0.00                    | 7374.69                  | 0.000                    | 0.000                     | 0-NF      | 0.000             | 0.000               | 0.000             | 0.000                | 0.000                  | 0.000                     |
| 3.00                  | 3.00                    | 7375.63                  | 0.937                    | 0.0*                      | 1-S2n     | 0.454             | 0.658               | 0.454             | 0.314                | 6.636                  | 2.769                     |
| 6.00                  | 6.00                    | 7376.14                  | 1.453                    | 0.0*                      | 1-S2n     | 0.659             | 0.946               | 0.667             | 0.407                | 7.896                  | 3.293                     |
| 8.00                  | 8.00                    | 7376.50                  | 1.813                    | 0.429                     | 5-S2n     | 0.779             | 1.096               | 0.789             | 0.453                | 8.490                  | 3.538                     |
| 12.00                 | 12.00                   | 7377.50                  | 2.810                    | 1.903                     | 5-S2n     | 1.014             | 1.314               | 1.030             | 0.528                | 9.278                  | 3.916                     |
| 15.00                 | 15.00                   | 7378.54                  | 3.850                    | 3.125                     | 5-S2n     | 1.228             | 1.405               | 1.241             | 0.574                | 9.593                  | 4.141                     |
| 18.00                 | 16.78                   | 7379.27                  | 4.578                    | 3.966                     | 7-M2c     | 1.500             | 1.407               | 1.407             | 0.614                | 9.744                  | 4.334                     |
| 21.00                 | 16.94                   | 7379.34                  | 4.650                    | 4.053                     | 7-M2c     | 1.500             | 1.392               | 1.392             | 0.651                | 9.900                  | 4.504                     |
| 24.00                 | 17.06                   | 7379.40                  | 4.706                    | 4.120                     | 7-M2c     | 1.500             | 1.383               | 1.383             | 0.684                | 10.013                 | 4.657                     |
| 27.00                 | 17.16                   | 7379.44                  | 4.754                    | 4.178                     | 7-M2c     | 1.500             | 1.376               | 1.376             | 0.715                | 10.108                 | 4.796                     |
| 30.00                 | 17.25                   | 7379.49                  | 4.797                    | 4.227                     | 7-M2c     | 1.500             | 1.370               | 1.370             | 0.744                | 10.192                 | 4.924                     |

\* Full Flow Headwater elevation is below inlet invert.

\*\*\*\*\*

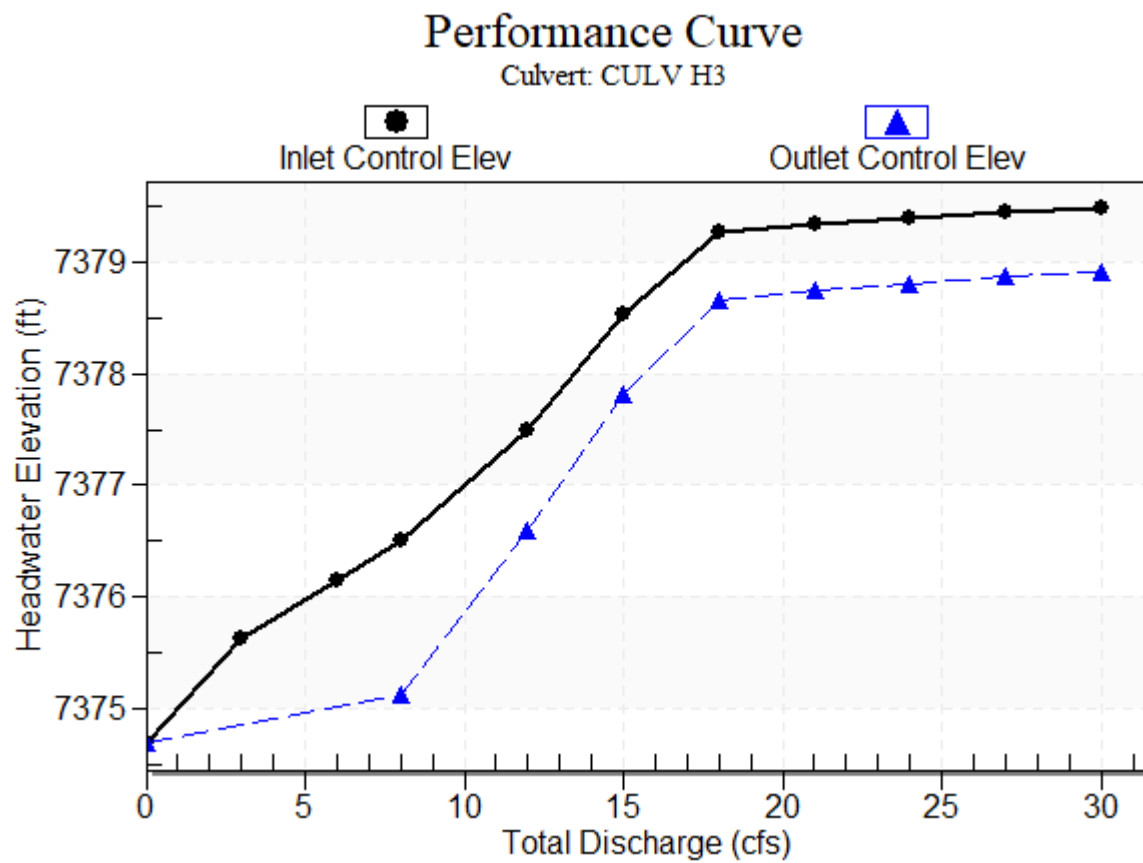
Straight Culvert

Inlet Elevation (invert): 7374.69 ft,    Outlet Elevation (invert): 7373.09 ft

Culvert Length: 92.01 ft,    Culvert Slope: 0.0173

\*\*\*\*\*

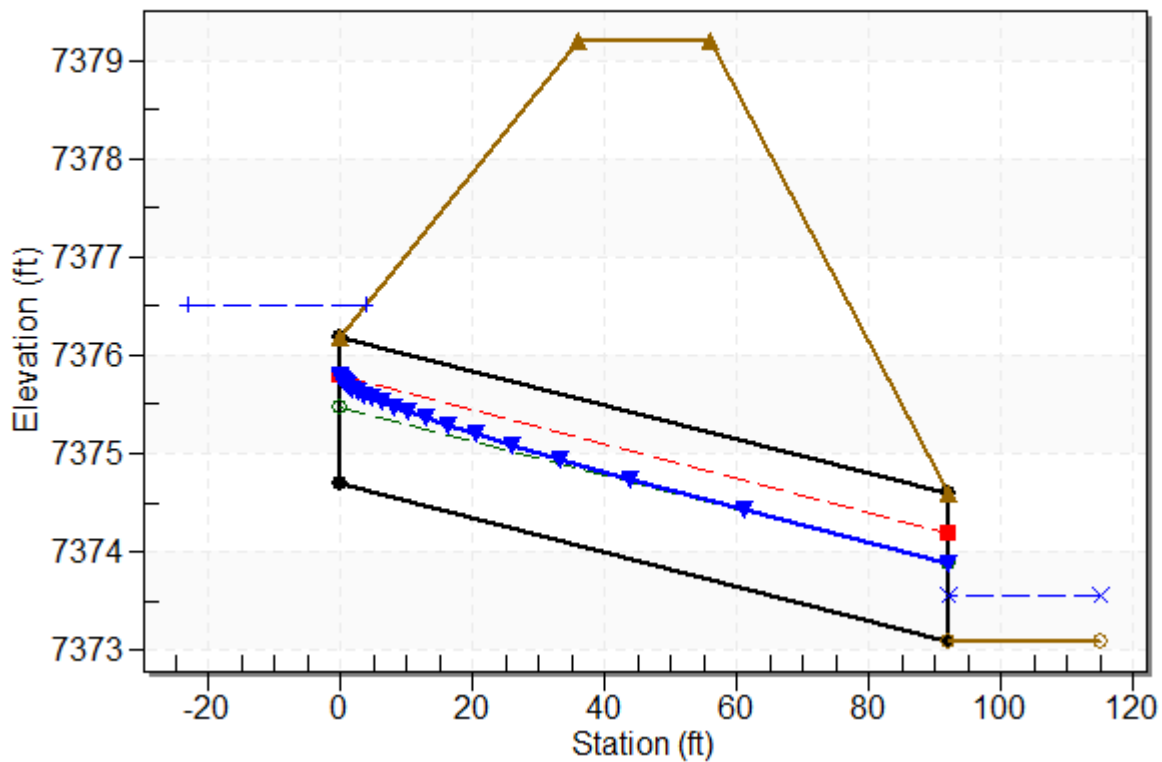
### Culvert Performance Curve Plot: CULV H3



## Water Surface Profile Plot for Culvert: CULV H3

### Crossing - Crossing H3, Design Discharge - 8.0 cfs

Culvert - CULV H3, Culvert Discharge - 8.0 cfs



## Site Data - CULV H3

Site Data Option: Culvert Invert Data

Inlet Station: 0.00 ft

Inlet Elevation: 7374.69 ft

Outlet Station: 92.00 ft

Outlet Elevation: 7373.09 ft

Number of Barrels: 1

## Culvert Data Summary - CULV H3

Barrel Shape: Circular

Barrel Diameter: 1.50 ft

Barrel Material: Concrete

Embedment: 0.00 in

Barrel Manning's n: 0.0120

Culvert Type: Straight

Inlet Configuration: Square Edge with Headwall

Inlet Depression: None



**Table 12 - Downstream Channel Rating Curve (Crossing: Crossing H3)**

| Flow (cfs) | Water Surface Elev (ft) | Depth (ft) | Velocity (ft/s) | Shear (psf) | Froude Number |
|------------|-------------------------|------------|-----------------|-------------|---------------|
| 0.00       | 7373.09                 | 0.00       | 0.00            | 0.00        | 0.00          |
| 3.00       | 7373.41                 | 0.31       | 2.77            | 1.29        | 1.23          |
| 6.00       | 7373.50                 | 0.41       | 3.29            | 1.68        | 1.29          |
| 8.00       | 7373.55                 | 0.45       | 3.54            | 1.87        | 1.31          |
| 12.00      | 7373.62                 | 0.53       | 3.92            | 2.17        | 1.34          |
| 15.00      | 7373.67                 | 0.57       | 4.14            | 2.36        | 1.36          |
| 18.00      | 7373.71                 | 0.61       | 4.33            | 2.53        | 1.38          |
| 21.00      | 7373.75                 | 0.65       | 4.50            | 2.68        | 1.39          |
| 24.00      | 7373.78                 | 0.68       | 4.66            | 2.82        | 1.40          |
| 27.00      | 7373.81                 | 0.72       | 4.80            | 2.95        | 1.41          |
| 30.00      | 7373.84                 | 0.74       | 4.92            | 3.07        | 1.42          |

**Tailwater Channel Data - Crossing H3**

Tailwater Channel Option: Triangular Channel

Side Slope (H:V): 11.00 (1:1)

Channel Slope: 0.0660

Channel Manning's n: 0.0400

Channel Invert Elevation: 7373.09 ft

**Roadway Data for Crossing: Crossing H3**

Roadway Profile Shape: Constant Roadway Elevation

Crest Length: 29.00 ft

Crest Elevation: 7379.21 ft

Roadway Surface: Paved

Roadway Top Width: 20.00 ft

## **Crossing Discharge Data**

Discharge Selection Method: Specify Minimum, Design, and Maximum Flow

Minimum Flow: 0 cfs

Design Flow: 25.8 cfs

Maximum Flow: 40 cfs

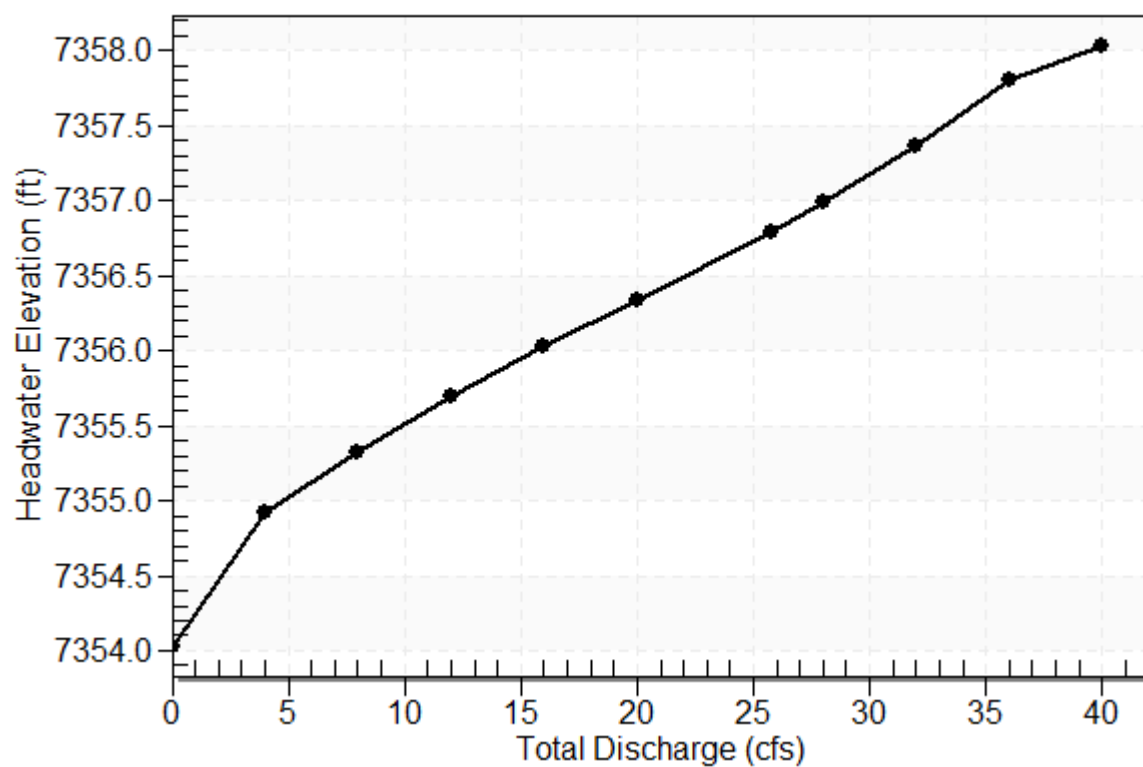
**Table 13 - Summary of Culvert Flows at Crossing: Crossing I1**

| Headwater Elevation<br>(ft) | Total Discharge (cfs) | CULV I1 Discharge<br>(cfs) | Roadway Discharge<br>(cfs) | Iterations  |
|-----------------------------|-----------------------|----------------------------|----------------------------|-------------|
| 7354.03                     | 0.00                  | 0.00                       | 0.00                       | 1           |
| 7354.92                     | 4.00                  | 4.00                       | 0.00                       | 1           |
| 7355.32                     | 8.00                  | 8.00                       | 0.00                       | 1           |
| 7355.70                     | 12.00                 | 12.00                      | 0.00                       | 1           |
| 7356.03                     | 16.00                 | 16.00                      | 0.00                       | 1           |
| 7356.33                     | 20.00                 | 20.00                      | 0.00                       | 1           |
| 7356.79                     | 25.80                 | 25.80                      | 0.00                       | 1           |
| 7356.99                     | 28.00                 | 28.00                      | 0.00                       | 1           |
| 7357.37                     | 32.00                 | 32.00                      | 0.00                       | 1           |
| 7357.81                     | 36.00                 | 36.00                      | 0.00                       | 1           |
| 7358.04                     | 40.00                 | 37.95                      | 1.93                       | 13          |
| 7358.00                     | 37.63                 | 37.63                      | 0.00                       | Overtopping |

# Rating Curve Plot for Crossing: Crossing I1

## Total Rating Curve

Crossing: Crossing I1



**Table 14 - Culvert Summary Table: CULV I1**

| Total Discharge (cfs) | Culvert Discharge (cfs) | Headwater Elevation (ft) | Inlet Control Depth (ft) | Outlet Control Depth (ft) | Flow Type | Normal Depth (ft) | Critical Depth (ft) | Outlet Depth (ft) | Tailwater Depth (ft) | Outlet Velocity (ft/s) | Tailwater Velocity (ft/s) |
|-----------------------|-------------------------|--------------------------|--------------------------|---------------------------|-----------|-------------------|---------------------|-------------------|----------------------|------------------------|---------------------------|
| 0.00                  | 0.00                    | 7354.03                  | 0.000                    | 0.000                     | 0-NF      | 0.000             | 0.000               | 0.000             | 0.000                | 0.000                  | 0.000                     |
| 4.00                  | 4.00                    | 7354.92                  | 0.886                    | 0.0*                      | 1-S2n     | 0.415             | 0.657               | 0.415             | 0.834                | 7.464                  | 1.437                     |
| 8.00                  | 8.00                    | 7355.32                  | 1.288                    | 0.0*                      | 1-S2n     | 0.586             | 0.940               | 0.586             | 1.082                | 9.130                  | 1.709                     |
| 12.00                 | 12.00                   | 7355.70                  | 1.667                    | 0.0*                      | 1-S2n     | 0.720             | 1.162               | 0.745             | 1.259                | 9.769                  | 1.891                     |
| 16.00                 | 16.00                   | 7356.03                  | 1.992                    | 0.0*                      | 1-S2n     | 0.836             | 1.351               | 0.861             | 1.403                | 10.681                 | 2.032                     |
| 20.00                 | 20.00                   | 7356.33                  | 2.298                    | 0.0*                      | 1-S2n     | 0.941             | 1.518               | 0.976             | 1.525                | 11.268                 | 2.149                     |
| 25.80                 | 25.80                   | 7356.79                  | 2.761                    | 0.330                     | 5-S2n     | 1.082             | 1.731               | 1.131             | 1.678                | 11.964                 | 2.290                     |
| 28.00                 | 28.00                   | 7356.99                  | 2.954                    | 0.582                     | 5-S2n     | 1.133             | 1.804               | 1.193             | 1.730                | 12.114                 | 2.338                     |
| 32.00                 | 32.00                   | 7357.37                  | 3.337                    | 1.355                     | 5-S2n     | 1.224             | 1.926               | 1.292             | 1.819                | 12.505                 | 2.417                     |
| 36.00                 | 36.00                   | 7357.81                  | 3.773                    | 1.820                     | 5-S2n     | 1.313             | 2.035               | 1.387             | 1.902                | 12.873                 | 2.489                     |
| 40.00                 | 37.95                   | 7358.04                  | 4.005                    | 2.062                     | 5-S2n     | 1.355             | 2.082               | 1.434             | 1.978                | 13.026                 | 2.556                     |

\* Full Flow Headwater elevation is below inlet invert.

\*\*\*\*\*

Straight Culvert

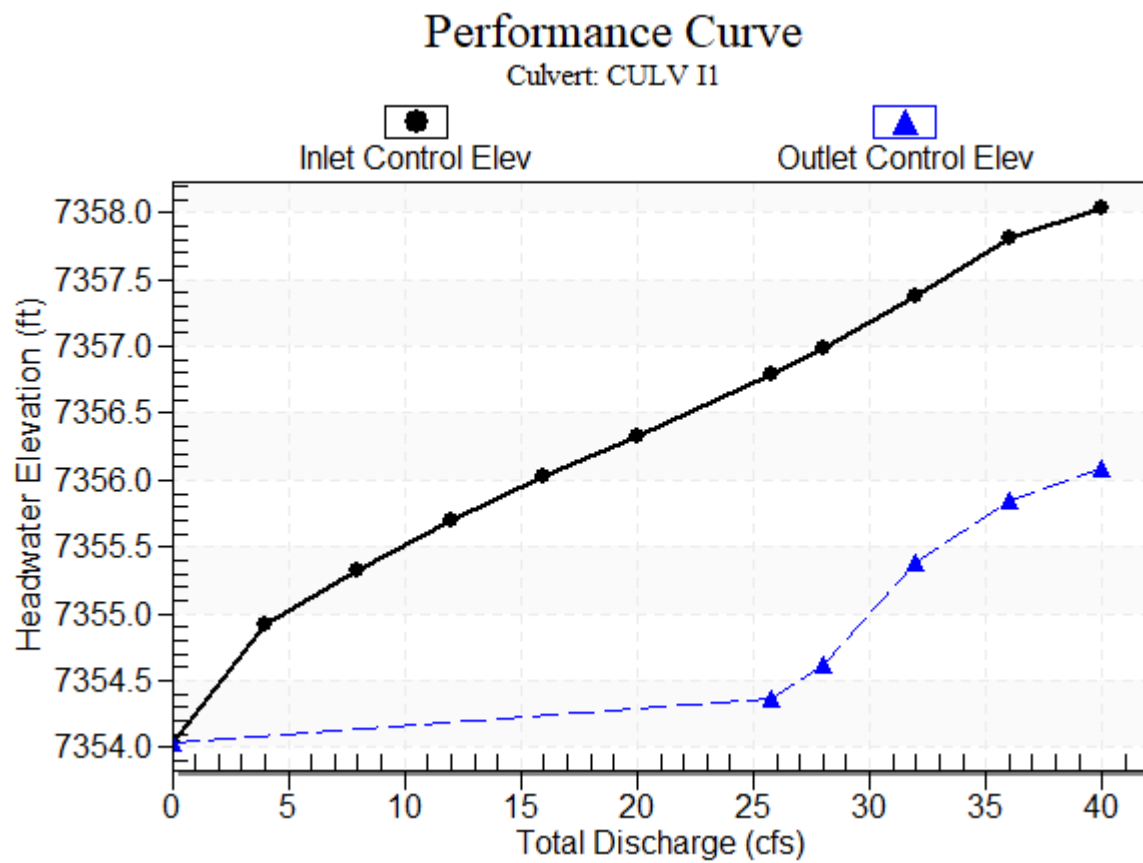
Inlet Elevation (invert): 7354.03 ft,    Outlet Elevation (invert): 7351.63 ft

Culvert Length: 108.53 ft,    Culvert Slope: 0.0222

\*\*\*\*\*



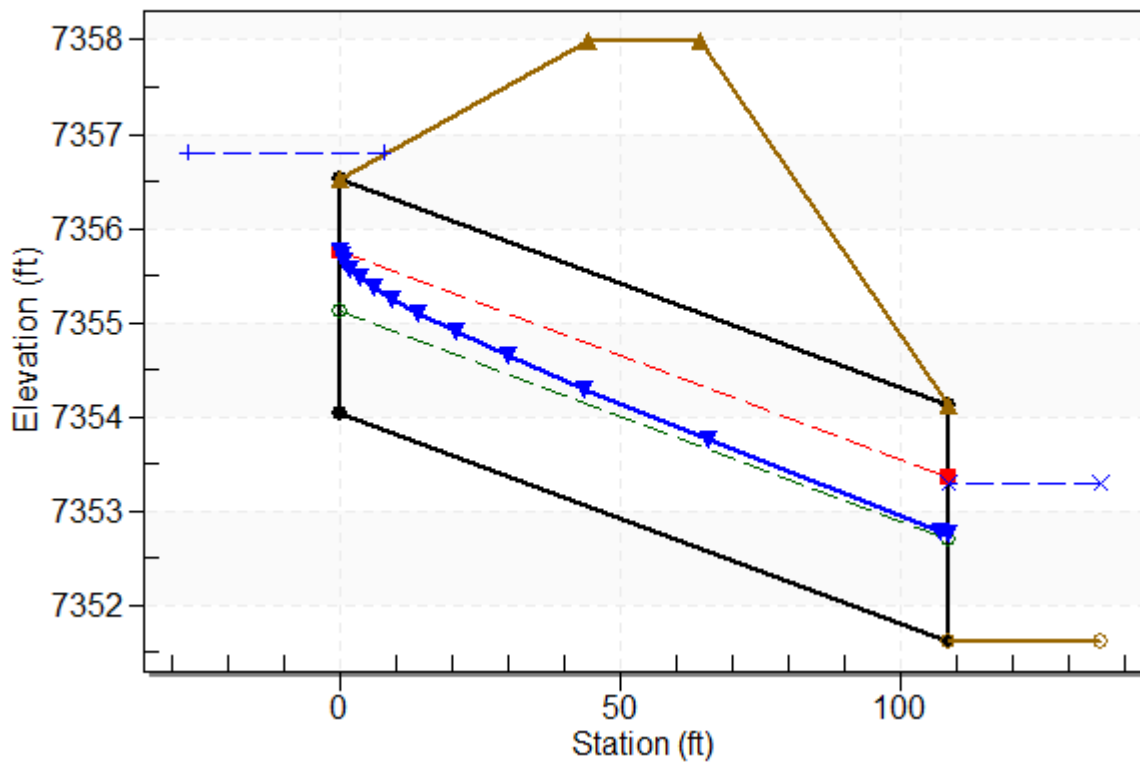
# Culvert Performance Curve Plot: CULV I1



## Water Surface Profile Plot for Culvert: CULV I1

Crossing - Crossing I1, Design Discharge - 25.8 cfs

Culvert - CULV I1, Culvert Discharge - 25.8 cfs



### Site Data - CULV I1

Site Data Option: Culvert Invert Data

Inlet Station: 0.00 ft

Inlet Elevation: 7354.03 ft

Outlet Station: 108.50 ft

Outlet Elevation: 7351.63 ft

Number of Barrels: 1

### Culvert Data Summary - CULV I1

Barrel Shape: Circular

Barrel Diameter: 2.50 ft

Barrel Material: Concrete

Embedment: 0.00 in

Barrel Manning's n: 0.0120

Culvert Type: Straight

Inlet Configuration: Square Edge with Headwall

Inlet Depression: None

**Table 15 - Downstream Channel Rating Curve (Crossing: Crossing I1)**

| Flow (cfs) | Water Surface Elev (ft) | Depth (ft) | Velocity (ft/s) | Shear (psf) | Froude Number |
|------------|-------------------------|------------|-----------------|-------------|---------------|
| 0.00       | 7351.63                 | 0.00       | 0.00            | 0.00        | 0.00          |
| 4.00       | 7352.46                 | 0.83       | 1.44            | 0.26        | 0.39          |
| 8.00       | 7352.71                 | 1.08       | 1.71            | 0.34        | 0.41          |
| 12.00      | 7352.88                 | 1.26       | 1.89            | 0.39        | 0.42          |
| 16.00      | 7353.03                 | 1.40       | 2.03            | 0.44        | 0.43          |
| 20.00      | 7353.15                 | 1.53       | 2.15            | 0.48        | 0.43          |
| 25.80      | 7353.30                 | 1.68       | 2.29            | 0.52        | 0.44          |
| 28.00      | 7353.36                 | 1.73       | 2.34            | 0.54        | 0.44          |
| 32.00      | 7353.44                 | 1.82       | 2.42            | 0.57        | 0.45          |
| 36.00      | 7353.53                 | 1.90       | 2.49            | 0.59        | 0.45          |
| 40.00      | 7353.60                 | 1.98       | 2.56            | 0.62        | 0.45          |

**Tailwater Channel Data - Crossing I1**

Tailwater Channel Option: Triangular Channel

Side Slope (H:V): 4.00 (4:1)

Channel Slope: 0.0050

Channel Manning's n: 0.0400

Channel Invert Elevation: 7351.63 ft

**Roadway Data for Crossing: Crossing I1**

Roadway Profile Shape: Constant Roadway Elevation

Crest Length: 90.00 ft

Crest Elevation: 7358.00 ft

Roadway Surface: Paved

Roadway Top Width: 20.00 ft

## **Crossing Discharge Data**

Discharge Selection Method: Specify Minimum, Design, and Maximum Flow

Minimum Flow: 0 cfs

Design Flow: 40.9 cfs

Maximum Flow: 60 cfs

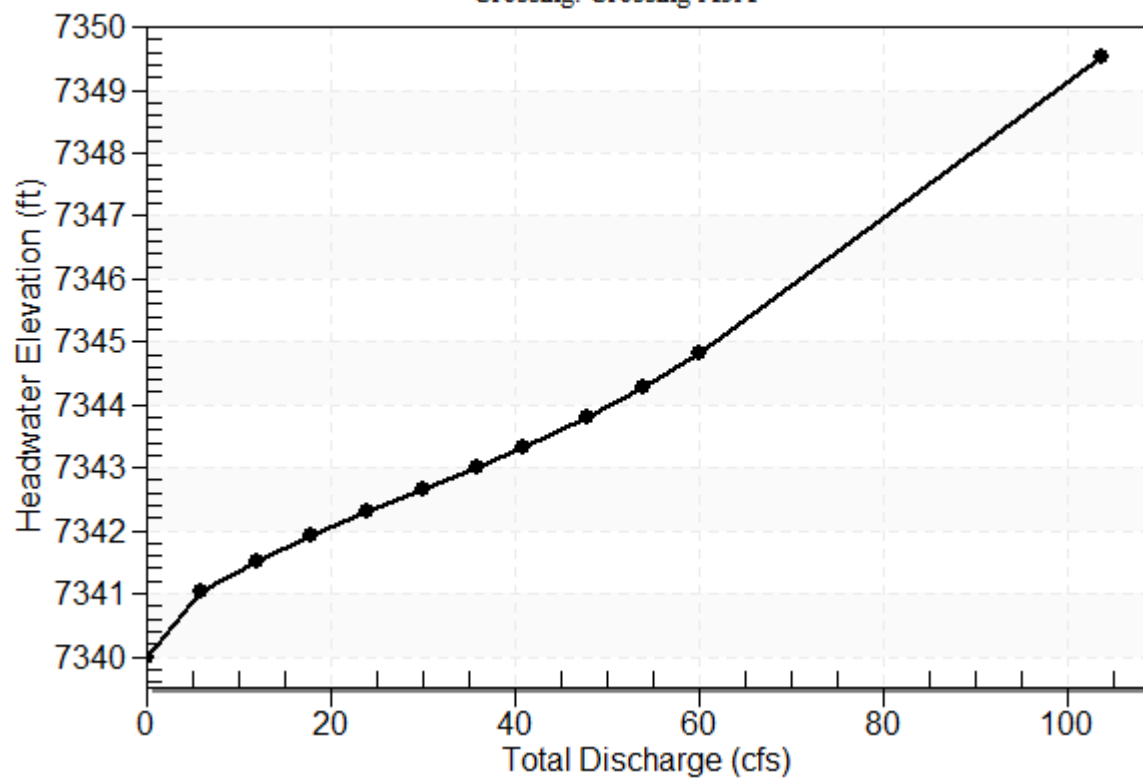
**Table 16 - Summary of Culvert Flows at Crossing: Crossing A3A**

| Headwater Elevation<br>(ft) | Total Discharge (cfs) | CULV A3A Discharge<br>(cfs) | Roadway Discharge<br>(cfs) | Iterations  |
|-----------------------------|-----------------------|-----------------------------|----------------------------|-------------|
| 7340.00                     | 0.00                  | 0.00                        | 0.00                       | 1           |
| 7341.04                     | 6.00                  | 6.00                        | 0.00                       | 1           |
| 7341.50                     | 12.00                 | 12.00                       | 0.00                       | 1           |
| 7341.94                     | 18.00                 | 18.00                       | 0.00                       | 1           |
| 7342.32                     | 24.00                 | 24.00                       | 0.00                       | 1           |
| 7342.67                     | 30.00                 | 30.00                       | 0.00                       | 1           |
| 7343.02                     | 36.00                 | 36.00                       | 0.00                       | 1           |
| 7343.33                     | 40.90                 | 40.90                       | 0.00                       | 1           |
| 7343.82                     | 48.00                 | 48.00                       | 0.00                       | 1           |
| 7344.29                     | 54.00                 | 54.00                       | 0.00                       | 1           |
| 7344.82                     | 60.00                 | 60.00                       | 0.00                       | 1           |
| 7349.43                     | 96.65                 | 96.65                       | 0.00                       | Overtopping |

# Rating Curve Plot for Crossing: Crossing A3A

## Total Rating Curve

Crossing: Crossing A3A



**Table 17 - Culvert Summary Table: CULV A3A**

| Total Discharge (cfs) | Culvert Discharge (cfs) | Headwater Elevation (ft) | Inlet Control Depth (ft) | Outlet Control Depth (ft) | Flow Type | Normal Depth (ft) | Critical Depth (ft) | Outlet Depth (ft) | Tailwater Depth (ft) | Outlet Velocity (ft/s) | Tailwater Velocity (ft/s) |
|-----------------------|-------------------------|--------------------------|--------------------------|---------------------------|-----------|-------------------|---------------------|-------------------|----------------------|------------------------|---------------------------|
| 0.00                  | 0.00                    | 7340.00                  | 0.000                    | 0.000                     | 0-NF      | 0.000             | 0.000               | 0.000             | 0.000                | 0.000                  | 0.000                     |
| 6.00                  | 6.00                    | 7341.04                  | 1.035                    | 0.0*                      | 1-S2n     | 0.477             | 0.769               | 0.477             | 0.694                | 8.287                  | 3.114                     |
| 12.00                 | 12.00                   | 7341.50                  | 1.495                    | 0.0*                      | 1-S2n     | 0.671             | 1.099               | 0.671             | 0.900                | 10.155                 | 3.703                     |
| 18.00                 | 18.00                   | 7341.94                  | 1.937                    | 0.0*                      | 1-S2n     | 0.824             | 1.358               | 0.855             | 1.048                | 10.839                 | 4.098                     |
| 24.00                 | 24.00                   | 7342.32                  | 2.316                    | 0.0*                      | 1-S2n     | 0.956             | 1.579               | 0.994             | 1.167                | 11.730                 | 4.404                     |
| 30.00                 | 30.00                   | 7342.67                  | 2.667                    | 0.0*                      | 1-S2n     | 1.075             | 1.774               | 1.124             | 1.269                | 12.408                 | 4.656                     |
| 36.00                 | 36.00                   | 7343.02                  | 3.020                    | 0.148                     | 5-S2n     | 1.186             | 1.951               | 1.250             | 1.359                | 12.914                 | 4.874                     |
| 40.90                 | 40.90                   | 7343.33                  | 3.326                    | 0.542                     | 5-S2n     | 1.273             | 2.082               | 1.352             | 1.426                | 13.232                 | 5.032                     |
| 48.00                 | 48.00                   | 7343.82                  | 3.816                    | 1.524                     | 5-S2n     | 1.393             | 2.256               | 1.489             | 1.514                | 13.705                 | 5.237                     |
| 54.00                 | 54.00                   | 7344.29                  | 4.287                    | 2.014                     | 5-S2n     | 1.491             | 2.386               | 1.600             | 1.582                | 14.081                 | 5.394                     |
| 60.00                 | 60.00                   | 7344.82                  | 4.818                    | 2.545                     | 5-S2n     | 1.588             | 2.501               | 1.709             | 1.646                | 14.428                 | 5.538                     |



\* Full Flow Headwater elevation is below inlet invert.

\*\*\*\*\*

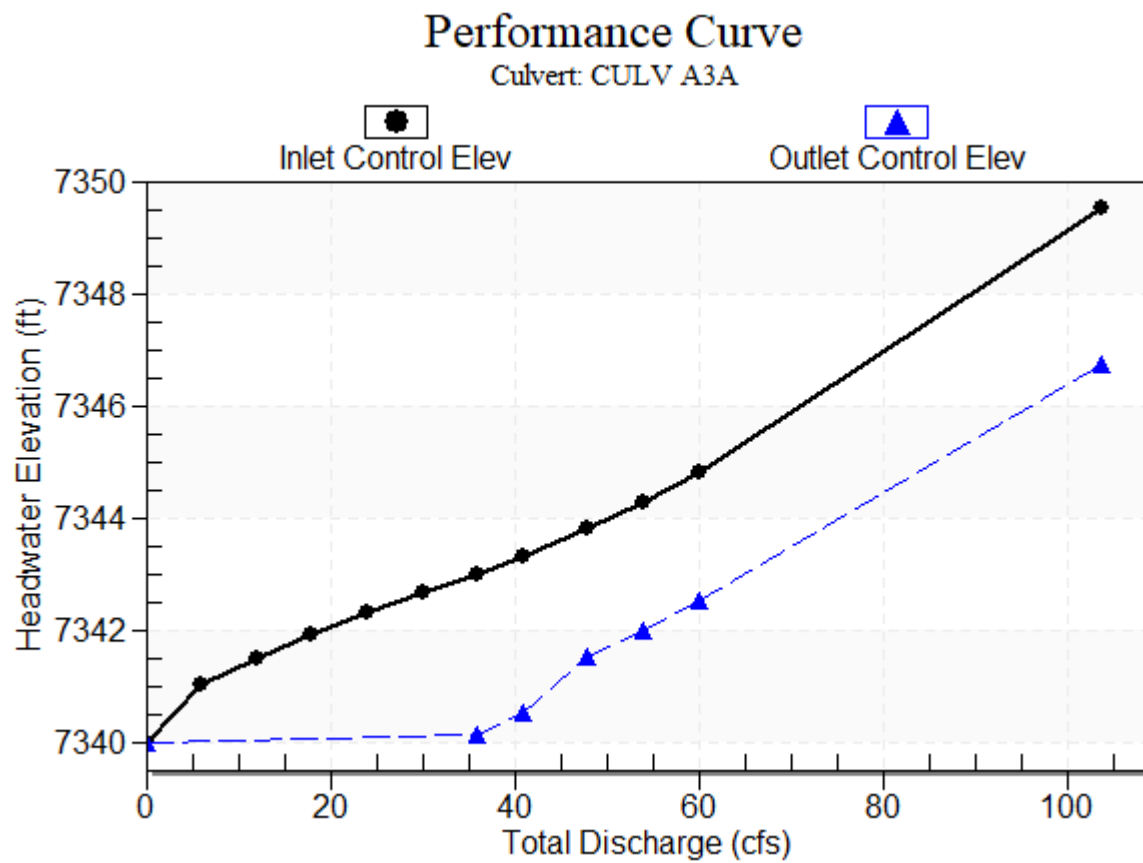
Straight Culvert

Inlet Elevation (invert): 7340.00 ft, Outlet Elevation (invert): 7337.30 ft

Culvert Length: 119.03 ft, Culvert Slope: 0.0227

\*\*\*\*\*

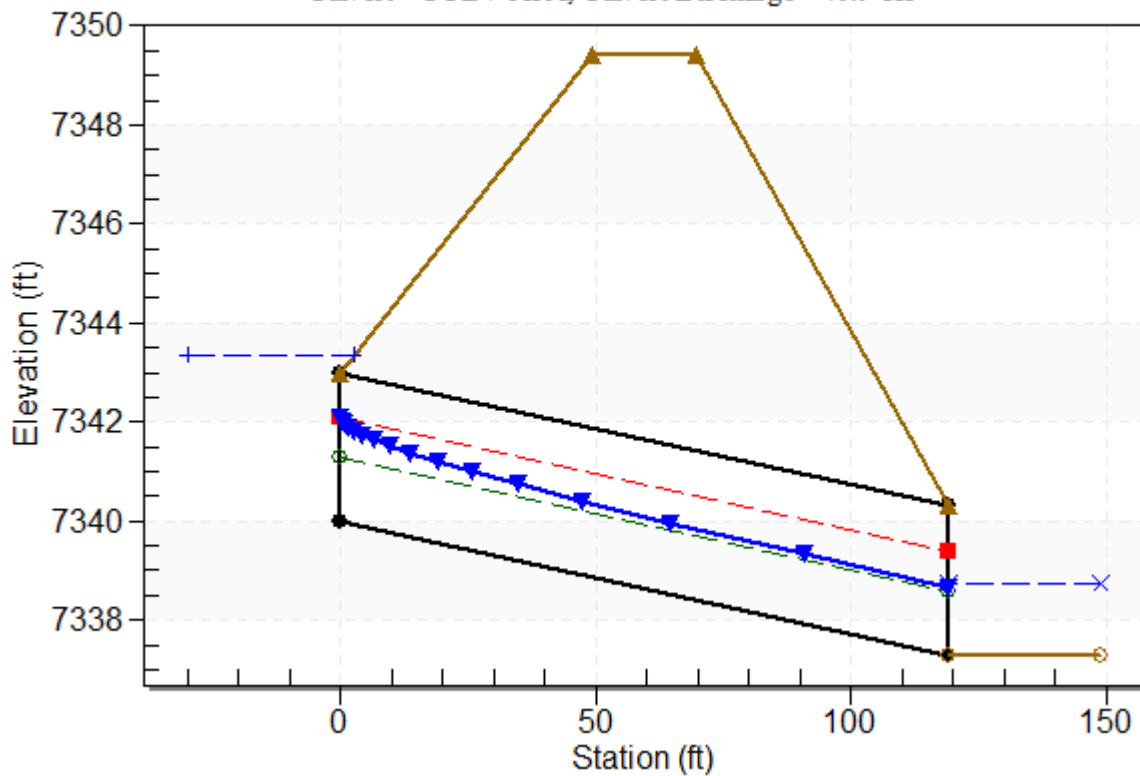
# Culvert Performance Curve Plot: CULV A3A



## Water Surface Profile Plot for Culvert: CULV A3A

Crossing - Crossing A3A, Design Discharge - 40.9 cfs

Culvert - CULV A3A, Culvert Discharge - 40.9 cfs



### Site Data - CULV A3A

Site Data Option: Culvert Invert Data

Inlet Station: 0.00 ft

Inlet Elevation: 7340.00 ft

Outlet Station: 119.00 ft

Outlet Elevation: 7337.30 ft

Number of Barrels: 1

### Culvert Data Summary - CULV A3A

Barrel Shape: Circular

Barrel Diameter: 3.00 ft

Barrel Material: Concrete

Embedment: 0.00 in

Barrel Manning's n: 0.0120

Culvert Type: Straight

Inlet Configuration: Square Edge with Headwall

Inlet Depression: None

**Table 18 - Downstream Channel Rating Curve (Crossing: Crossing A3A)**

| Flow (cfs) | Water Surface Elev (ft) | Depth (ft) | Velocity (ft/s) | Shear (psf) | Froude Number |
|------------|-------------------------|------------|-----------------|-------------|---------------|
| 0.00       | 7337.30                 | 0.00       | 0.00            | 0.00        | 0.00          |
| 6.00       | 7337.99                 | 0.69       | 3.11            | 1.30        | 0.93          |
| 12.00      | 7338.20                 | 0.90       | 3.70            | 1.68        | 0.97          |
| 18.00      | 7338.35                 | 1.05       | 4.10            | 1.96        | 1.00          |
| 24.00      | 7338.47                 | 1.17       | 4.40            | 2.19        | 1.02          |
| 30.00      | 7338.57                 | 1.27       | 4.66            | 2.38        | 1.03          |
| 36.00      | 7338.66                 | 1.36       | 4.87            | 2.54        | 1.04          |
| 40.90      | 7338.73                 | 1.43       | 5.03            | 2.67        | 1.05          |
| 48.00      | 7338.81                 | 1.51       | 5.24            | 2.83        | 1.06          |
| 54.00      | 7338.88                 | 1.58       | 5.39            | 2.96        | 1.07          |
| 60.00      | 7338.95                 | 1.65       | 5.54            | 3.08        | 1.08          |

**Tailwater Channel Data - Crossing A3A**

Tailwater Channel Option: Triangular Channel

Side Slope (H:V): 4.00 (1:1)

Channel Slope: 0.0300

Channel Manning's n: 0.0400

Channel Invert Elevation: 7337.30 ft

**Roadway Data for Crossing: Crossing A3A**

Roadway Profile Shape: Constant Roadway Elevation

Crest Length: 55.00 ft

Crest Elevation: 7349.43 ft

Roadway Surface: Paved

Roadway Top Width: 20.00 ft

## **Crossing Discharge Data**

Discharge Selection Method: Specify Minimum, Design, and Maximum Flow

Minimum Flow: 0 cfs

Design Flow: 81 cfs

Maximum Flow: 100 cfs

**Table 19 - Summary of Culvert Flows at Crossing: Crossing Pond 4**

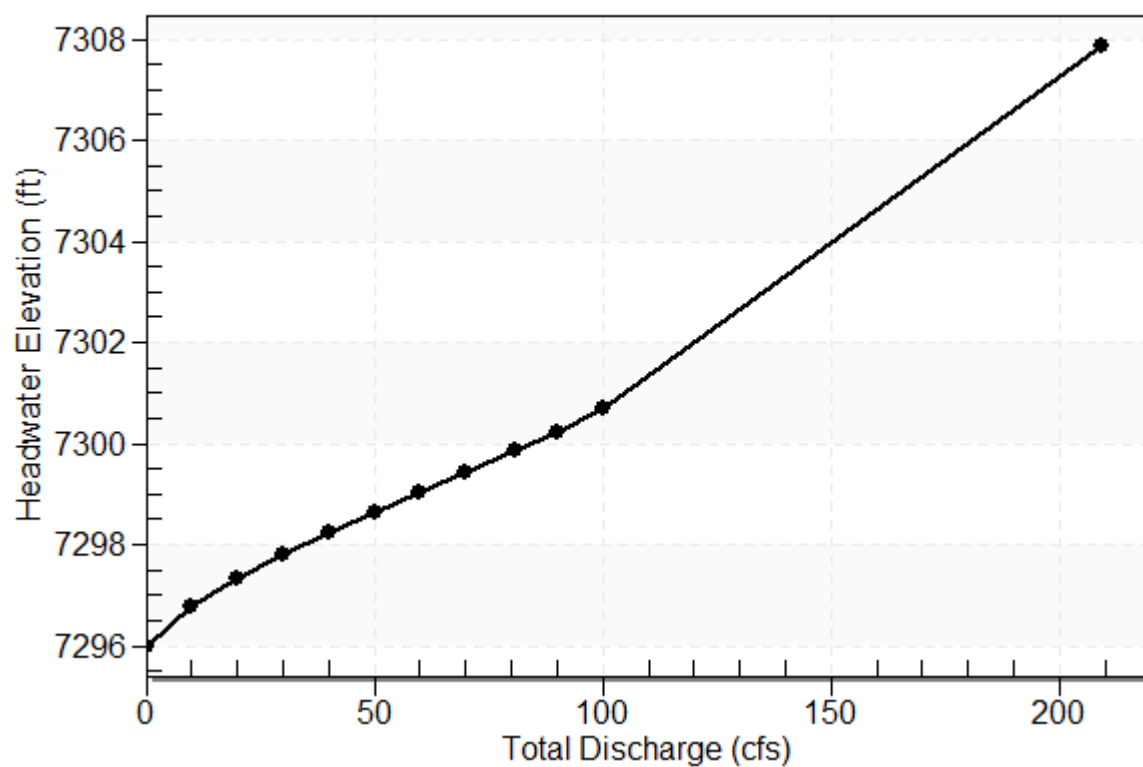
| Headwater Elevation<br>(ft) | Total Discharge (cfs) | CULV Pond 4<br>Discharge (cfs) | Roadway Discharge<br>(cfs) | Iterations  |
|-----------------------------|-----------------------|--------------------------------|----------------------------|-------------|
| 7296.00                     | 0.00                  | 0.00                           | 0.00                       | 1           |
| 7296.77                     | 10.00                 | 10.00                          | 0.00                       | 1           |
| 7297.32                     | 20.00                 | 20.00                          | 0.00                       | 1           |
| 7297.80                     | 30.00                 | 30.00                          | 0.00                       | 1           |
| 7298.25                     | 40.00                 | 40.00                          | 0.00                       | 1           |
| 7298.65                     | 50.00                 | 50.00                          | 0.00                       | 1           |
| 7299.03                     | 60.00                 | 60.00                          | 0.00                       | 1           |
| 7299.41                     | 70.00                 | 70.00                          | 0.00                       | 1           |
| 7299.84                     | 81.00                 | 81.00                          | 0.00                       | 1           |
| 7300.23                     | 90.00                 | 90.00                          | 0.00                       | 1           |
| 7300.69                     | 100.00                | 100.00                         | 0.00                       | 1           |
| 7307.60                     | 193.62                | 193.62                         | 0.00                       | Overtopping |



# Rating Curve Plot for Crossing: Crossing Pond 4

## Total Rating Curve

Crossing: Crossing Pond 4



**Table 20 - Culvert Summary Table: CULV Pond 4**

| Total Discharge (cfs) | Culvert Discharge (cfs) | Headwater Elevation (ft) | Inlet Control Depth (ft) | Outlet Control Depth (ft) | Flow Type | Normal Depth (ft) | Critical Depth (ft) | Outlet Depth (ft) | Tailwater Depth (ft) | Outlet Velocity (ft/s) | Tailwater Velocity (ft/s) |
|-----------------------|-------------------------|--------------------------|--------------------------|---------------------------|-----------|-------------------|---------------------|-------------------|----------------------|------------------------|---------------------------|
| 0.00                  | 0.00                    | 7296.00                  | 0.000                    | 0.460                     | 0-NF      | 0.000             | 0.000               | 4.000             | 4.000                | 0.000                  | 0.000                     |
| 10.00                 | 10.00                   | 7296.77                  | 1.234                    | 0.479                     | 1-JS1f    | 0.538             | 0.921               | 4.000             | 4.000                | 0.796                  | 0.000                     |
| 20.00                 | 20.00                   | 7297.32                  | 1.777                    | 0.539                     | 1-JS1f    | 0.755             | 1.316               | 4.000             | 4.000                | 1.592                  | 0.000                     |
| 30.00                 | 30.00                   | 7297.80                  | 2.255                    | 0.640                     | 1-JS1f    | 0.925             | 1.624               | 4.000             | 4.000                | 2.387                  | 0.000                     |
| 40.00                 | 40.00                   | 7298.25                  | 2.706                    | 0.781                     | 1-JS1f    | 1.069             | 1.887               | 4.000             | 4.000                | 3.183                  | 0.000                     |
| 50.00                 | 50.00                   | 7298.65                  | 3.108                    | 0.963                     | 1-JS1f    | 1.198             | 2.121               | 4.000             | 4.000                | 3.979                  | 0.000                     |
| 60.00                 | 60.00                   | 7299.03                  | 3.488                    | 1.184                     | 1-S2n     | 1.318             | 2.334               | 1.420             | 4.000                | 15.019                 | 0.000                     |
| 70.00                 | 70.00                   | 7299.41                  | 3.867                    | 1.447                     | 1-S2n     | 1.430             | 2.529               | 1.554             | 4.000                | 15.509                 | 0.000                     |
| 81.00                 | 81.00                   | 7299.84                  | 4.303                    | 1.781                     | 5-S2n     | 1.547             | 2.726               | 1.695             | 4.000                | 15.987                 | 0.000                     |
| 90.00                 | 90.00                   | 7300.23                  | 4.687                    | 2.092                     | 5-S2n     | 1.639             | 2.876               | 1.806             | 4.000                | 16.337                 | 0.000                     |
| 100.00                | 100.00                  | 7300.69                  | 5.151                    | 2.475                     | 5-S2n     | 1.737             | 3.030               | 1.925             | 4.000                | 16.714                 | 0.000                     |

\*\*\*\*\*

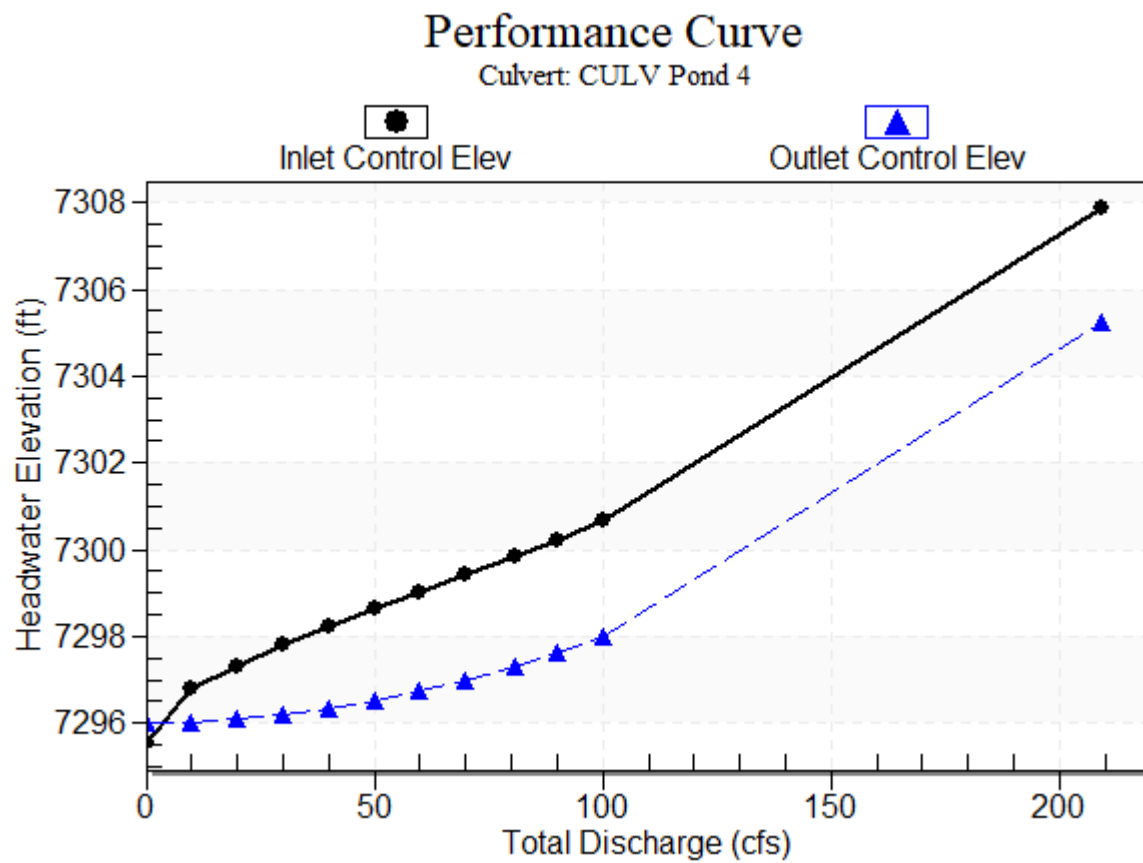
Straight Culvert

Inlet Elevation (invert): 7295.54 ft,    Outlet Elevation (invert): 7292.00 ft

Culvert Length: 131.75 ft,    Culvert Slope: 0.0269

\*\*\*\*\*

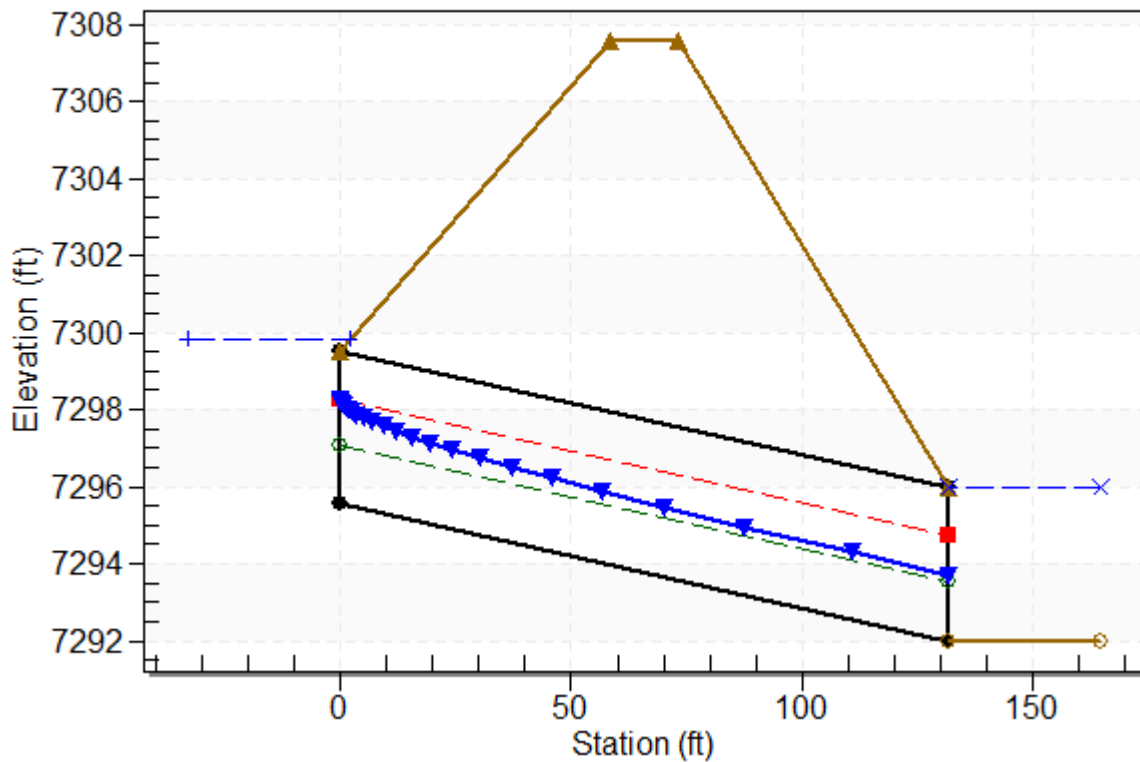
# Culvert Performance Curve Plot: CULV Pond 4



## Water Surface Profile Plot for Culvert: CULV Pond 4

Crossing - Crossing Pond 4, Design Discharge - 81.0 cfs

Culvert - CULV Pond 4, Culvert Discharge - 81.0 cfs



### Site Data - CULV Pond 4

Site Data Option: Culvert Invert Data

Inlet Station: 0.00 ft

Inlet Elevation: 7295.54 ft

Outlet Station: 131.70 ft

Outlet Elevation: 7292.00 ft

Number of Barrels: 1

### Culvert Data Summary - CULV Pond 4

Barrel Shape: Circular

Barrel Diameter: 4.00 ft

Barrel Material: Concrete

Embedment: 0.00 in

Barrel Manning's n: 0.0120

Culvert Type: Straight

Inlet Configuration: Square Edge with Headwall

Inlet Depression: None

**Table 21 - Downstream Channel Rating Curve (Crossing: Crossing Pond 4)**

| Flow (cfs) | Water Surface Elev (ft) | Depth (ft) |
|------------|-------------------------|------------|
| 0.00       | 7296.00                 | 4.00       |
| 10.00      | 7296.00                 | 4.00       |
| 20.00      | 7296.00                 | 4.00       |
| 30.00      | 7296.00                 | 4.00       |
| 40.00      | 7296.00                 | 4.00       |
| 50.00      | 7296.00                 | 4.00       |
| 60.00      | 7296.00                 | 4.00       |
| 70.00      | 7296.00                 | 4.00       |
| 81.00      | 7296.00                 | 4.00       |
| 90.00      | 7296.00                 | 4.00       |
| 100.00     | 7296.00                 | 4.00       |

### **Tailwater Channel Data - Crossing Pond 4**

Tailwater Channel Option: Enter Constant Tailwater Elevation

Constant Tailwater Elevation: 7296.00 ft

### **Roadway Data for Crossing: Crossing Pond 4**

Roadway Profile Shape: Constant Roadway Elevation

Crest Length: 28.00 ft

Crest Elevation: 7307.60 ft

Roadway Surface: Paved

Roadway Top Width: 15.00 ft

## **Crossing Discharge Data**

Discharge Selection Method: Specify Minimum, Design, and Maximum Flow

Minimum Flow: 0 cfs

Design Flow: 29 cfs

Maximum Flow: 35 cfs



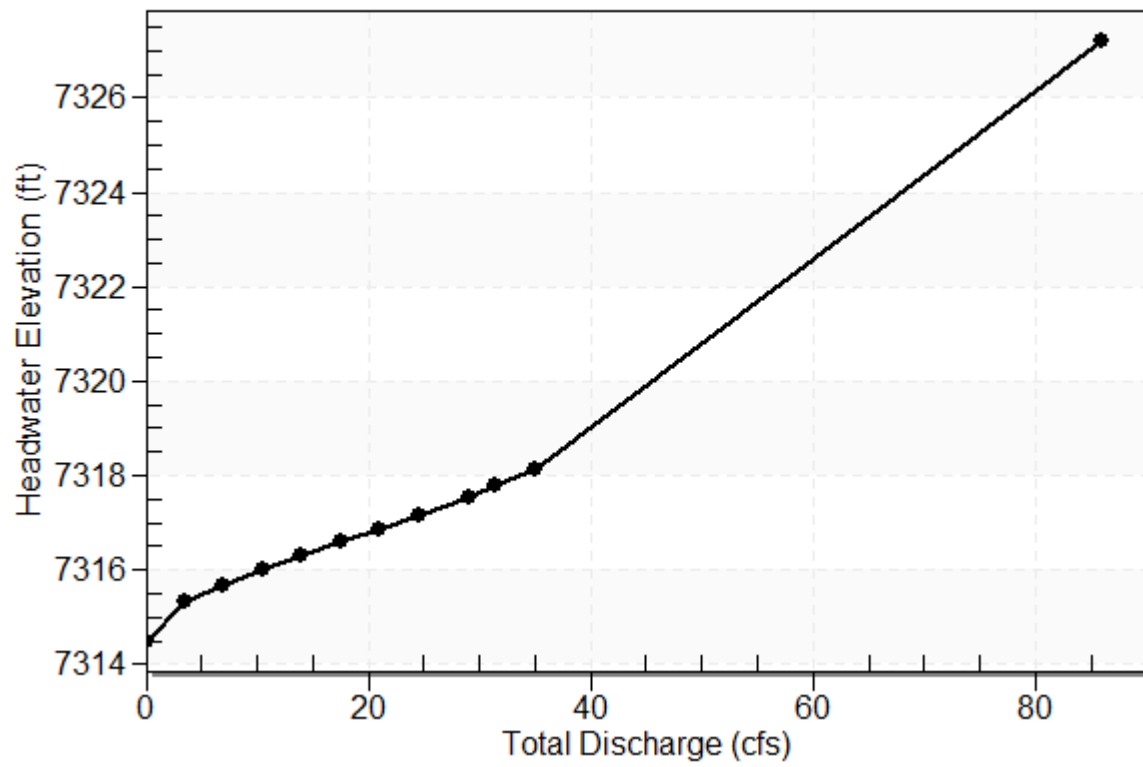
**Table 22 - Summary of Culvert Flows at Crossing: Crossing H5B**

| Headwater Elevation<br>(ft) | Total Discharge (cfs) | CULV H5B Discharge<br>(cfs) | Roadway Discharge<br>(cfs) | Iterations  |
|-----------------------------|-----------------------|-----------------------------|----------------------------|-------------|
| 7314.50                     | 0.00                  | 0.00                        | 0.00                       | 1           |
| 7315.32                     | 3.50                  | 3.50                        | 0.00                       | 1           |
| 7315.68                     | 7.00                  | 7.00                        | 0.00                       | 1           |
| 7316.01                     | 10.50                 | 10.50                       | 0.00                       | 1           |
| 7316.31                     | 14.00                 | 14.00                       | 0.00                       | 1           |
| 7316.59                     | 17.50                 | 17.50                       | 0.00                       | 1           |
| 7316.86                     | 21.00                 | 21.00                       | 0.00                       | 1           |
| 7317.13                     | 24.50                 | 24.50                       | 0.00                       | 1           |
| 7317.53                     | 29.00                 | 29.00                       | 0.00                       | 1           |
| 7317.77                     | 31.50                 | 31.50                       | 0.00                       | 1           |
| 7318.14                     | 35.00                 | 35.00                       | 0.00                       | 1           |
| 7327.00                     | 80.07                 | 80.07                       | 0.00                       | Overtopping |

# Rating Curve Plot for Crossing: Crossing H5B

## Total Rating Curve

Crossing: Crossing H5B



**Table 23 - Culvert Summary Table: CULV H5B**

| Total Discharge (cfs) | Culvert Discharge (cfs) | Headwater Elevation (ft) | Inlet Control Depth (ft) | Outlet Control Depth (ft) | Flow Type | Normal Depth (ft) | Critical Depth (ft) | Outlet Depth (ft) | Tailwater Depth (ft) | Outlet Velocity (ft/s) | Tailwater Velocity (ft/s) |
|-----------------------|-------------------------|--------------------------|--------------------------|---------------------------|-----------|-------------------|---------------------|-------------------|----------------------|------------------------|---------------------------|
| 0.00                  | 0.00                    | 7314.50                  | 0.000                    | 0.000                     | 0-NF      | 0.000             | 0.000               | 0.000             | 0.000                | 0.000                  | 0.000                     |
| 3.50                  | 3.50                    | 7315.32                  | 0.816                    | 0.0*                      | 1-S2n     | 0.341             | 0.614               | 0.341             | 0.257                | 8.674                  | 0.592                     |
| 7.00                  | 7.00                    | 7315.68                  | 1.177                    | 0.0*                      | 1-S2n     | 0.479             | 0.877               | 0.490             | 0.391                | 10.298                 | 0.778                     |
| 10.50                 | 10.50                   | 7316.01                  | 1.513                    | 0.0*                      | 1-S2n     | 0.587             | 1.084               | 0.613             | 0.501                | 11.235                 | 0.911                     |
| 14.00                 | 14.00                   | 7316.31                  | 1.814                    | 0.0*                      | 1-S2n     | 0.678             | 1.259               | 0.709             | 0.597                | 12.223                 | 1.019                     |
| 17.50                 | 17.50                   | 7316.59                  | 2.088                    | 0.0*                      | 1-S2n     | 0.761             | 1.416               | 0.806             | 0.685                | 12.783                 | 1.111                     |
| 21.00                 | 21.00                   | 7316.86                  | 2.355                    | 0.0*                      | 1-S2n     | 0.837             | 1.557               | 0.894             | 0.766                | 13.326                 | 1.192                     |
| 24.50                 | 24.50                   | 7317.13                  | 2.633                    | 0.0*                      | 5-S2n     | 0.908             | 1.686               | 0.976             | 0.842                | 13.797                 | 1.264                     |
| 29.00                 | 29.00                   | 7317.53                  | 3.025                    | 0.0*                      | 5-S2n     | 0.995             | 1.836               | 1.078             | 0.935                | 14.308                 | 1.349                     |
| 31.50                 | 31.50                   | 7317.77                  | 3.267                    | 0.282                     | 5-S2n     | 1.041             | 1.912               | 1.135             | 0.984                | 14.540                 | 1.392                     |
| 35.00                 | 35.00                   | 7318.14                  | 3.639                    | 0.658                     | 5-S2n     | 1.104             | 2.009               | 1.207             | 1.050                | 14.907                 | 1.449                     |

\* Full Flow Headwater elevation is below inlet invert.

\*\*\*\*\*

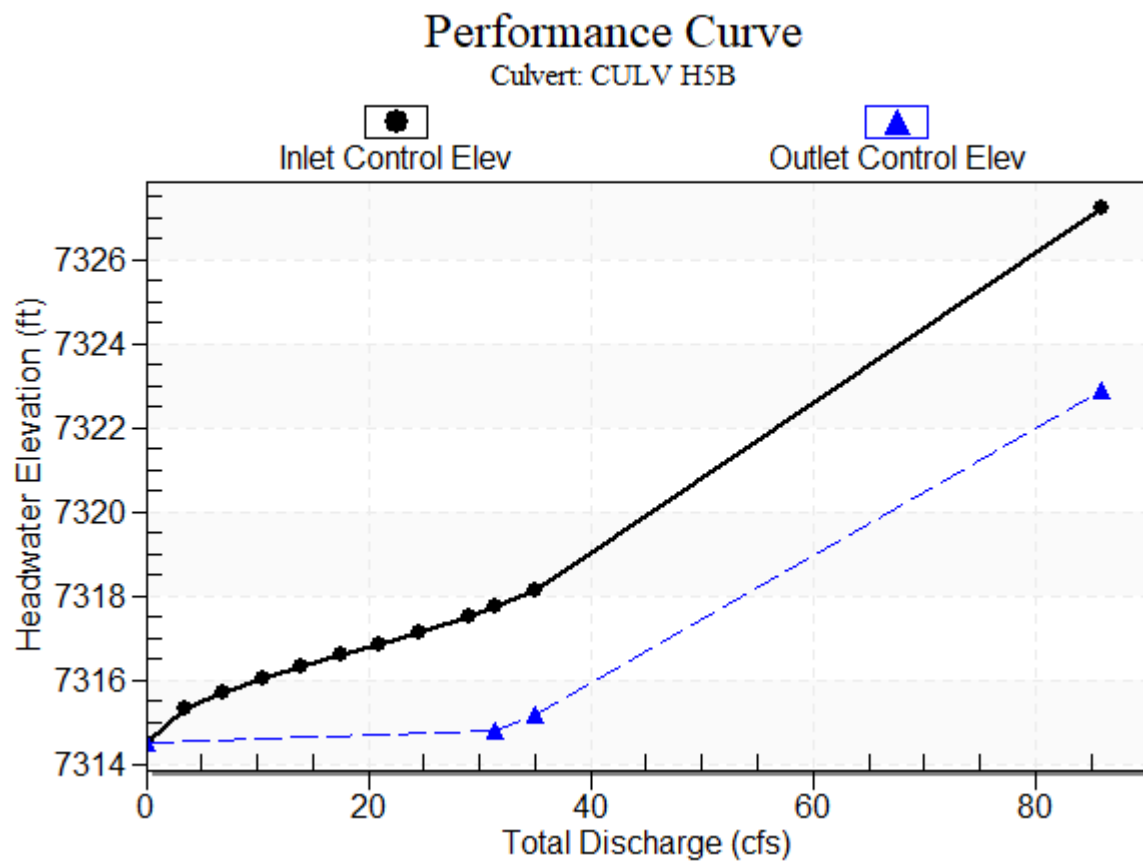
Straight Culvert

Inlet Elevation (invert): 7314.50 ft,    Outlet Elevation (invert): 7311.18 ft

Culvert Length: 87.38 ft,    Culvert Slope: 0.0380

\*\*\*\*\*

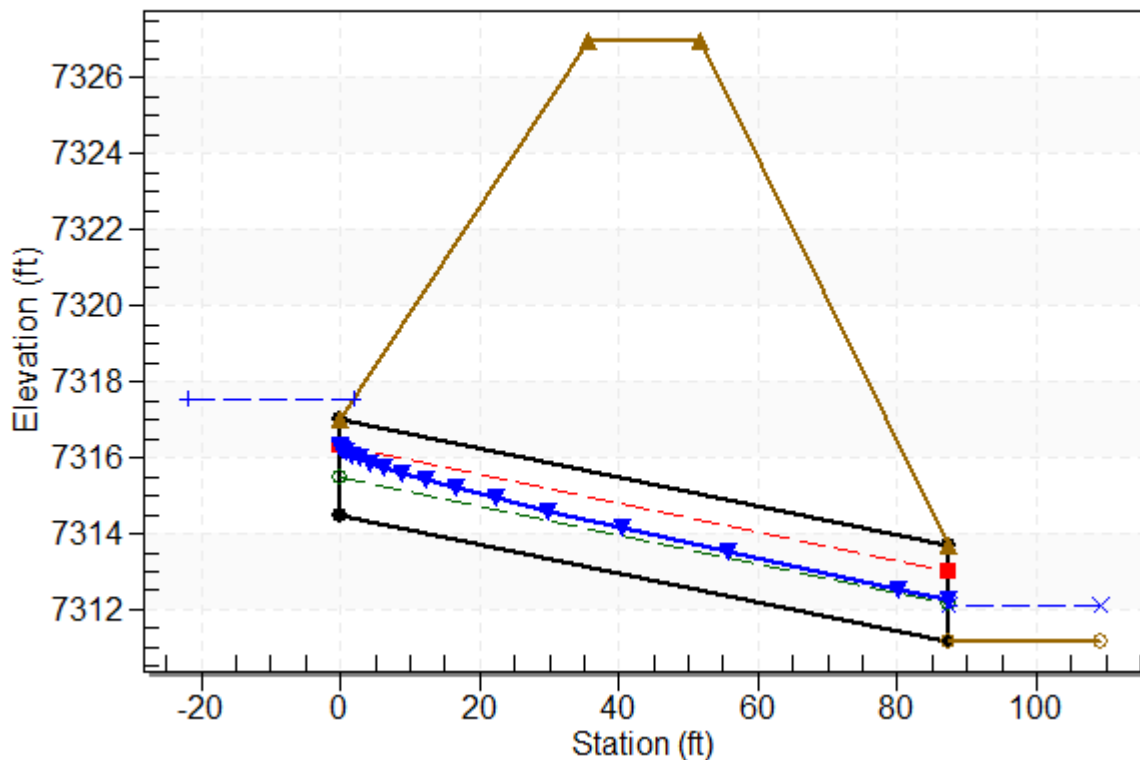
# Culvert Performance Curve Plot: CULV H5B



## Water Surface Profile Plot for Culvert: CULV H5B

Crossing - Crossing H5B, Design Discharge - 29.0 cfs

Culvert - CULV H5B, Culvert Discharge - 29.0 cfs



### Site Data - CULV H5B

Site Data Option: Culvert Invert Data

Inlet Station: 0.00 ft

Inlet Elevation: 7314.50 ft

Outlet Station: 87.32 ft

Outlet Elevation: 7311.18 ft

Number of Barrels: 1

### Culvert Data Summary - CULV H5B

Barrel Shape: Circular

Barrel Diameter: 2.50 ft

Barrel Material: Concrete

Embedment: 0.00 in

Barrel Manning's n: 0.0120

Culvert Type: Straight

Inlet Configuration: Square Edge with Headwall

Inlet Depression: None

**Table 24 - Downstream Channel Rating Curve (Crossing: Crossing H5B)**

| Flow (cfs) | Water Surface Elev (ft) | Depth (ft) | Velocity (ft/s) | Shear (psf) | Froude Number |
|------------|-------------------------|------------|-----------------|-------------|---------------|
| 0.00       | 7311.18                 | 0.00       | 0.00            | 0.00        | 0.00          |
| 3.50       | 7311.44                 | 0.26       | 0.59            | 0.03        | 0.21          |
| 7.00       | 7311.57                 | 0.39       | 0.78            | 0.04        | 0.22          |
| 10.50      | 7311.68                 | 0.50       | 0.91            | 0.05        | 0.23          |
| 14.00      | 7311.78                 | 0.60       | 1.02            | 0.06        | 0.23          |
| 17.50      | 7311.86                 | 0.68       | 1.11            | 0.07        | 0.24          |
| 21.00      | 7311.95                 | 0.77       | 1.19            | 0.08        | 0.24          |
| 24.50      | 7312.02                 | 0.84       | 1.26            | 0.08        | 0.24          |
| 29.00      | 7312.11                 | 0.93       | 1.35            | 0.09        | 0.25          |
| 31.50      | 7312.16                 | 0.98       | 1.39            | 0.10        | 0.25          |
| 35.00      | 7312.23                 | 1.05       | 1.45            | 0.10        | 0.25          |



**Tailwater Channel Data - Crossing H5B**

Tailwater Channel Option: Rectangular Channel

Bottom Width: 23.00 ft

Channel Slope: 0.0016

Channel Manning's n: 0.0400

Channel Invert Elevation: 7311.18 ft

**Roadway Data for Crossing: Crossing H5B**

Roadway Profile Shape: Constant Roadway Elevation

Crest Length: 16.00 ft

Crest Elevation: 7327.00 ft

Roadway Surface: Paved

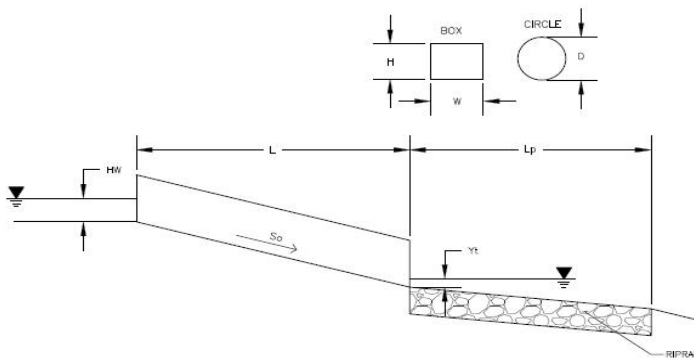
Roadway Top Width: 16.00 ft

# DETERMINATION OF CULVERT HEADWATER AND OUTLET PROTECTION

MHFD-Culvert, Version 4.00 (May 2020)

Project: Winsome Filing 3

ID: Culvert A3A



Soil Type:

Choose One:

☐ Sandy

☒ Non-Sandy

Supercritical Flow! Using Adjusted Diameter to calculate protection type.

## Design Information:

Design Discharge

Q = 40.9 cfs

Circular Culvert:

Barrel Diameter in Inches

D = 36 inches

Inlet Edge Type (Choose from pull-down list)

Square Edge with Headwall

OR:

Box Culvert:

Barrel Height (Rise) in Feet

H (Rise) = OR ft

Barrel Width (Span) in Feet

W (Span) = ft

Inlet Edge Type (Choose from pull-down list)

Number of Barrels

# Barrels = 1

Inlet Elevation

Elev IN = 7340 ft

Outlet Elevation OR Slope

So = 0.023 ft/ft

Culvert Length

L = 118.5 ft

Manning's Roughness

n = 0.013

Bend Loss Coefficient

k<sub>b</sub> = 0

Exit Loss Coefficient

k<sub>x</sub> = 1

Tailwater Surface Elevation

Y<sub>t</sub>, Elevation = ft

Max Allowable Channel Velocity

V = 5 ft/s

## Calculated Results:

Culvert Cross Sectional Area Available

A = 7.07 ft<sup>2</sup>

Culvert Normal Depth

Y<sub>n</sub> = 1.33 ft

Culvert Critical Depth

Y<sub>c</sub> = 2.08 ft

Froude Number

Fr = 2.38 Supercritical!

Entrance Loss Coefficient

k<sub>e</sub> = 0.50

Friction Loss Coefficient

k<sub>f</sub> = 0.85

Sum of All Loss Coefficients

k<sub>s</sub> = 2.35 ft

Headwater:

Inlet Control Headwater

HW<sub>i</sub> = 3.33 ft

Outlet Control Headwater

HW<sub>o</sub> = N/A

Design Headwater Elevation

HW = 7343.33 ft

Headwater/Diameter OR Headwater/Rise Ratio

HW/D = 1.11

Outlet Control Headwater Approximation Method Inaccurate for Low Flow - Backwater Calculations Required

Outlet Protection:

Flow/(Diameter<sup>2.5</sup>)

Q/D<sup>2.5</sup> = 2.62 ft<sup>0.5</sup>/s

Tailwater Surface Height

Y<sub>t</sub> = 1.20 ft

Tailwater/Diameter

Y<sub>t</sub>/D = 0.40

Expansion Factor

1/(2\*tan(Θ)) = 4.89

Flow Area at Max Channel Velocity

A<sub>t</sub> = 8.18 ft<sup>2</sup>

Width of Equivalent Conduit for Multiple Barrels

W<sub>eq</sub> = - ft

Length of Riprap Protection

L<sub>p</sub> = 19 ft

Width of Riprap Protection at Downstream End

T = 7 ft

Adjusted Diameter for Supercritical Flow

Da = 2.16 ft

Minimum Theoretical Riprap Size

d<sub>50</sub> min = 7 in

Nominal Riprap Size

d<sub>50</sub> nominal = 9 in

MHFD Riprap Type

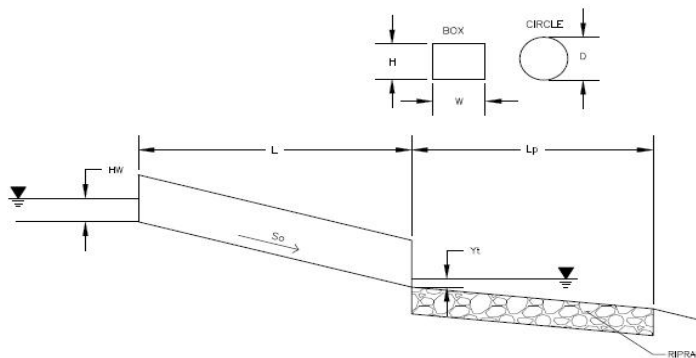
Type = L

# DETERMINATION OF CULVERT HEADWATER AND OUTLET PROTECTION

MHFD-Culvert, Version 4.00 (May 2020)

Project: Winsome Filing 3

ID: Culvert G1



Soil Type:

Choose One:

☐ Sandy

☒ Non-Sandy

Supercritical Flow! Using Adjusted Diameter to calculate protection type.

## Design Information:

Design Discharge

Q = 40 cfs

Circular Culvert:

Barrel Diameter in Inches

D = 36 inches

Inlet Edge Type (Choose from pull-down list)

Square Edge with Headwall

OR:

Box Culvert:

Barrel Height (Rise) in Feet

H (Rise) = OR ft

Barrel Width (Span) in Feet

W (Span) = ft

Inlet Edge Type (Choose from pull-down list)

Number of Barrels

# Barrels = 1

Inlet Elevation

Elev IN = 7375.61 ft

Outlet Elevation OR Slope

So = 0.02 ft/ft

Culvert Length

L = 115 ft

Manning's Roughness

n = 0.012

Bend Loss Coefficient

k<sub>b</sub> = 0

Exit Loss Coefficient

k<sub>x</sub> = 1

Tailwater Surface Elevation

Y<sub>t</sub>, Elevation = ft

Max Allowable Channel Velocity

V = 5 ft/s

## Calculated Results:

Culvert Cross Sectional Area Available

A = 7.07 ft<sup>2</sup>

Culvert Normal Depth

Y<sub>n</sub> = 1.30 ft

Culvert Critical Depth

Y<sub>c</sub> = 2.06 ft

Froude Number

Fr = 2.41 Supercritical!

Entrance Loss Coefficient

k<sub>e</sub> = 0.50

Friction Loss Coefficient

k<sub>f</sub> = 0.70

Sum of All Loss Coefficients

k<sub>s</sub> = 2.20 ft

Headwater:

Inlet Control Headwater

HW<sub>i</sub> = 3.27 ft

Outlet Control Headwater

HW<sub>o</sub> = N/A

Design Headwater Elevation

HW = 7378.88 ft

Headwater/Diameter OR Headwater/Rise Ratio

HW/D = 1.09

Outlet Control Headwater Approximation Method Inaccurate for Low Flow - Backwater Calculations Required

Outlet Protection:

Flow/(Diameter<sup>2.5</sup>)

Q/D<sup>2.5</sup> = 2.57 ft<sup>0.5</sup>/s

Tailwater Surface Height

Y<sub>t</sub> = 1.20 ft

Tailwater/Diameter

Y<sub>t</sub>/D = 0.40

Expansion Factor

1/(2\*tan(Θ)) = 4.97

Flow Area at Max Channel Velocity

A<sub>t</sub> = 8.00 ft<sup>2</sup>

Width of Equivalent Conduit for Multiple Barrels

W<sub>eq</sub> = - ft

Length of Riprap Protection

L<sub>p</sub> = 19 ft

Width of Riprap Protection at Downstream End

T = 7 ft

Adjusted Diameter for Supercritical Flow

Da = 2.15 ft

Minimum Theoretical Riprap Size

d<sub>50</sub> min = 7 in

Nominal Riprap Size

d<sub>50</sub> nominal = 9 in

MHFD Riprap Type

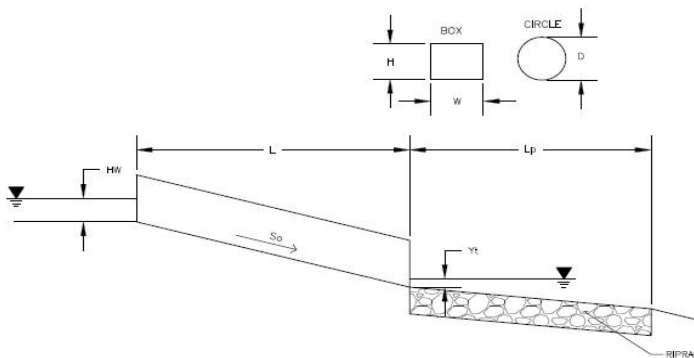
Type = L

# DETERMINATION OF CULVERT HEADWATER AND OUTLET PROTECTION

MHFD-Culvert, Version 4.00 (May 2020)

Project: Winsome Filing 3

ID: Culvert H1



Soil Type:

Choose One:

☐ Sandy

☒ Non-Sandy

Supercritical Flow! Using Adjusted Diameter to calculate protection type.

## Design Information:

Design Discharge

Q = 33 cfs

Circular Culvert:

Barrel Diameter in Inches

D = 30 inches

Inlet Edge Type (Choose from pull-down list)

Square Edge with Headwall

OR:

Box Culvert:

Barrel Height (Rise) in Feet

H (Rise) =

Barrel Width (Span) in Feet

W (Span) =

Inlet Edge Type (Choose from pull-down list)

Number of Barrels

# Barrels = 1

Inlet Elevation

Elev IN = 7392.13 ft

Outlet Elevation OR Slope

Elev OUT = 7389.81 ft

Culvert Length

L = 80 ft

Manning's Roughness

n = 0.012

Bend Loss Coefficient

k<sub>b</sub> = 0

Exit Loss Coefficient

k<sub>x</sub> = 1

Tailwater Surface Elevation

Y<sub>t</sub>, Elevation =

Max Allowable Channel Velocity

V = 5 ft/s

## Calculated Results:

Culvert Cross Sectional Area Available

A = 4.91 ft<sup>2</sup>

Culvert Normal Depth

Y<sub>n</sub> = 1.15 ft

Culvert Critical Depth

Y<sub>c</sub> = 1.95 ft

Froude Number

Fr = 2.79 Supercritical!

Entrance Loss Coefficient

k<sub>e</sub> = 0.50

Friction Loss Coefficient

k<sub>f</sub> = 0.63

Sum of All Loss Coefficients

k<sub>s</sub> = 2.13 ft

Headwater:

Inlet Control Headwater

HW<sub>i</sub> = 3.43 ft

Outlet Control Headwater

HW<sub>o</sub> = N/A

Design Headwater Elevation

HW = 7395.56 ft

Headwater/Diameter OR Headwater/Rise Ratio

HW/D = 1.37

Outlet Control Headwater Approximation Method Inaccurate for Low Flow - Backwater Calculations Required

Outlet Protection:

Flow/(Diameter<sup>2.5</sup>)

Q/D<sup>2.5</sup> = 3.34 ft<sup>0.5</sup>/s

Tailwater Surface Height

Y<sub>t</sub> = 1.00 ft

Tailwater/Diameter

Y<sub>t</sub>/D = 0.40

Expansion Factor

1/(2\*tan(Θ)) = 4.08

Flow Area at Max Channel Velocity

A<sub>t</sub> = 6.60 ft<sup>2</sup>

Width of Equivalent Conduit for Multiple Barrels

W<sub>eq</sub> = - ft

Length of Riprap Protection

L<sub>p</sub> = 17 ft

Width of Riprap Protection at Downstream End

T = 7 ft

Adjusted Diameter for Supercritical Flow

Da = 1.83 ft

Minimum Theoretical Riprap Size

d<sub>50</sub> min = 8 in

Nominal Riprap Size

d<sub>50</sub> nominal = 9 in

MHFD Riprap Type

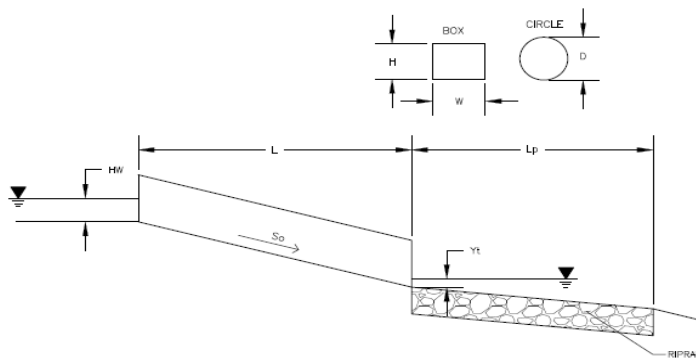
Type = L

# DETERMINATION OF CULVERT HEADWATER AND OUTLET PROTECTION

MHFD-Culvert, Version 4.00 (May 2020)

Project: **Winsome Filing 3**

ID: **Culvert H2**



Soil Type:

Choose One:

☐ Sandy

☒ Non-Sandy

**Supercritical Flow! Using Adjusted Diameter to calculate protection type.**

## Design Information:

Design Discharge

Q = 65.5 cfs

Circular Culvert:

Barrel Diameter in Inches

D = 42 inches

Inlet Edge Type (Choose from pull-down list)

Square Edge with Headwall

OR:

Box Culvert:

Barrel Height (Rise) in Feet

H (Rise) =

Barrel Width (Span) in Feet

W (Span) =

Inlet Edge Type (Choose from pull-down list)

Number of Barrels

# Barrels = 1

Inlet Elevation

Elev IN = 7335.12 ft

Outlet Elevation OR Slope

So = 0.0411 ft/ft

Culvert Length

L = 154 ft

Manning's Roughness

n = 0.012

Bend Loss Coefficient

k<sub>b</sub> = 0

Exit Loss Coefficient

k<sub>x</sub> = 1

Tailwater Surface Elevation

Y<sub>t</sub> Elevation =

Max Allowable Channel Velocity

V = 5 ft/s

## Calculated Results:

Culvert Cross Sectional Area Available

A = 9.62 ft<sup>2</sup>

Culvert Normal Depth

Y<sub>n</sub> = 1.30 ft

Culvert Critical Depth

Y<sub>c</sub> = 2.54 ft

Froude Number

Fr = 3.60 **Supercritical!**

Entrance Loss Coefficient

k<sub>e</sub> = 0.50

Friction Loss Coefficient

k<sub>f</sub> = 0.77

Sum of All Loss Coefficients

k<sub>s</sub> = 2.27 ft

Headwater:

Inlet Control Headwater

HW<sub>i</sub> = 4.13 ft

Outlet Control Headwater

HW<sub>o</sub> = N/A ft

**Design Headwater Elevation**

**HW = 7339.25 ft**

**Headwater/Diameter OR Headwater/Rise Ratio**

**HW/D = 1.18**

**Outlet Control Headwater Approximation Method Inaccurate for Low Flow - Backwater Calculations Required**

Outlet Protection:

Flow/(Diameter<sup>2.5</sup>)

Q/D<sup>2.5</sup> = 2.86 ft<sup>0.5</sup>/s

Tailwater Surface Height

Y<sub>t</sub> = 1.40 ft

Tailwater/Diameter

Y<sub>t</sub>/D = 0.40

Expansion Factor

1/(2\*tan(θ)) = 4.57

Flow Area at Max Channel Velocity

A<sub>t</sub> = 13.10 ft<sup>2</sup>

Width of Equivalent Conduit for Multiple Barrels

W<sub>eq</sub> = - ft

**Length of Riprap Protection**

**L<sub>p</sub> = 27 ft**

**Width of Riprap Protection at Downstream End**

**T = 10 ft**

Adjusted Diameter for Supercritical Flow

Da = 2.40 ft

Minimum Theoretical Riprap Size

d<sub>50 min</sub> = 9 in

Nominal Riprap Size

d<sub>50 nominal</sub> = 12 in

**MHFD Riprap Type**

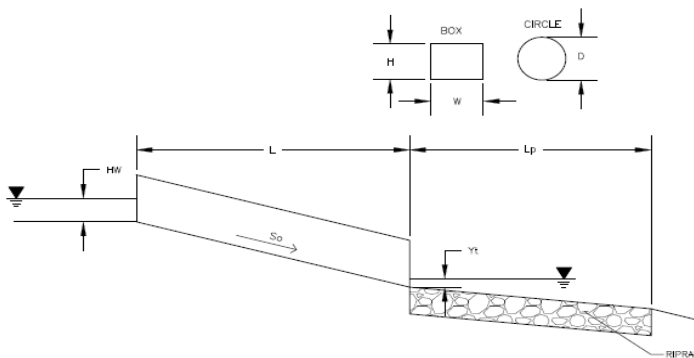
**Type = M**

# DETERMINATION OF CULVERT HEADWATER AND OUTLET PROTECTION

MHFD-Culvert, Version 4.00 (May 2020)

Project: **Winsome Filing 3**

ID: **Culvert H3**



Soil Type:

Choose One:

☐ Sandy

☒ Non-Sandy

**Supercritical Flow! Using Adjusted Diameter to calculate protection type.**

## Design Information:

Design Discharge

Q = 8 cfs

Circular Culvert:

Barrel Diameter in Inches

D = 18 inches

Inlet Edge Type (Choose from pull-down list)

Square Edge with Headwall

OR:

Box Culvert:

Barrel Height (Rise) in Feet

H (Rise) =

Barrel Width (Span) in Feet

W (Span) =

Inlet Edge Type (Choose from pull-down list)

Number of Barrels

# Barrels = 1

Inlet Elevation

Elev IN = 7374.69 ft

Outlet Elevation OR Slope

So = 0.0173 ft/ft

Culvert Length

L = 92 ft

Manning's Roughness

n = 0.012

Bend Loss Coefficient

k<sub>b</sub> = 0

Exit Loss Coefficient

k<sub>x</sub> = 1

Tailwater Surface Elevation

Y<sub>t</sub> Elevation =

Max Allowable Channel Velocity

V = 5 ft/s

## Calculated Results:

Culvert Cross Sectional Area Available

A = 1.77 ft<sup>2</sup>

Culvert Normal Depth

Y<sub>n</sub> = 0.78 ft

Culvert Critical Depth

Y<sub>c</sub> = 1.10 ft

Froude Number

Fr = 1.93 **Supercritical!**

Entrance Loss Coefficient

k<sub>e</sub> = 0.50

Friction Loss Coefficient

k<sub>f</sub> = 1.42

Sum of All Loss Coefficients

k<sub>s</sub> = 2.92 ft

Headwater:

Inlet Control Headwater

HW<sub>I</sub> = 1.81 ft

Outlet Control Headwater

HW<sub>O</sub> = N/A ft

**Design Headwater Elevation**

**HW = 7376.50 ft**

**Headwater/Diameter OR Headwater/Rise Ratio**

**HW/D = 1.21**

**Outlet Control Headwater Approximation Method Inaccurate for Low Flow - Backwater Calculations Required**

Outlet Protection:

Flow/(Diameter<sup>2.5</sup>)

Q/D<sup>2.5</sup> = 2.90 ft<sup>0.5</sup>/s

Tailwater Surface Height

Y<sub>t</sub> = 0.60 ft

Tailwater/Diameter

Y<sub>t</sub>/D = 0.40

Expansion Factor

1/(2\*tan(θ)) = 4.51

Flow Area at Max Channel Velocity

A<sub>t</sub> = 1.60 ft<sup>2</sup>

Width of Equivalent Conduit for Multiple Barrels

W<sub>eq</sub> = - ft

**Length of Riprap Protection**

**L<sub>p</sub> = 6 ft**

**Width of Riprap Protection at Downstream End**

**T = 3 ft**

Adjusted Diameter for Supercritical Flow

Da = 1.14 ft

Minimum Theoretical Riprap Size

d<sub>50</sub> min = 4 in

Nominal Riprap Size

d<sub>50</sub> nominal = 6 in

**MHFD Riprap Type**

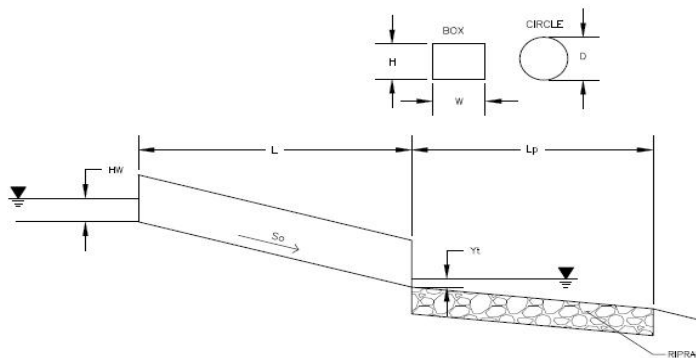
**Type = VL**

# DETERMINATION OF CULVERT HEADWATER AND OUTLET PROTECTION

MHFD-Culvert, Version 4.00 (May 2020)

Project: Winsome Filing 3

ID: Culvert H5B



Soil Type:

Choose One:

☒ Sandy

☐ Non-Sandy

Supercritical Flow! Using Adjusted Diameter to calculate protection type.

## Design Information:

Design Discharge

Q = 29 cfs

Circular Culvert:

Barrel Diameter in Inches

D = 30 inches

Inlet Edge Type (Choose from pull-down list)

Square Edge Projecting

OR:

Box Culvert:

Barrel Height (Rise) in Feet

H (Rise) = OR

Barrel Width (Span) in Feet

W (Span) =

Inlet Edge Type (Choose from pull-down list)

Number of Barrels

# Barrels = 1

Inlet Elevation

Elev IN = 7315 ft

Outlet Elevation OR Slope

So = 0.01 ft/ft

Culvert Length

L = 74 ft

Manning's Roughness

n = 0.012

Bend Loss Coefficient

k<sub>b</sub> = 0

Exit Loss Coefficient

k<sub>x</sub> = 1

Tailwater Surface Elevation

Y<sub>t</sub>, Elevation =

Max Allowable Channel Velocity

V = 5 ft/s

## Calculated Results:

Culvert Cross Sectional Area Available

A = 4.91 ft<sup>2</sup>

Culvert Normal Depth

Y<sub>n</sub> = 1.47 ft

Culvert Critical Depth

Y<sub>c</sub> = 1.84 ft

Froude Number

Fr = 1.54 Supercritical!

Entrance Loss Coefficient

k<sub>e</sub> = 0.20

Friction Loss Coefficient

k<sub>f</sub> = 0.58

Sum of All Loss Coefficients

k<sub>s</sub> = 1.78 ft

Headwater:

Inlet Control Headwater

HW<sub>i</sub> = 3.10 ft

Outlet Control Headwater

HW<sub>o</sub> = 2.39 ft

Design Headwater Elevation

HW = 7318.10 ft

Headwater/Diameter OR Headwater/Rise Ratio

HW/D = 1.24

Outlet Protection:

Flow/(Diameter<sup>2.5</sup>)

Q/D<sup>2.5</sup> = 2.93 ft<sup>0.5</sup>/s

Tailwater Surface Height

Y<sub>t</sub> = 1.00 ft

Tailwater/Diameter

Y<sub>t</sub>/D = 0.40

Expansion Factor

1/(2\*tan(Θ)) = 4.47

Flow Area at Max Channel Velocity

A<sub>t</sub> = 5.80 ft<sup>2</sup>

Width of Equivalent Conduit for Multiple Barrels

W<sub>eq</sub> = - ft

Length of Riprap Protection

L<sub>p</sub> = 15 ft

Width of Riprap Protection at Downstream End

T = 6 ft

Adjusted Diameter for Supercritical Flow

Da = 1.98 ft

Minimum Theoretical Riprap Size

d<sub>50</sub> min = 7 in

Nominal Riprap Size

d<sub>50</sub> nominal = 9 in

MHFD Riprap Type

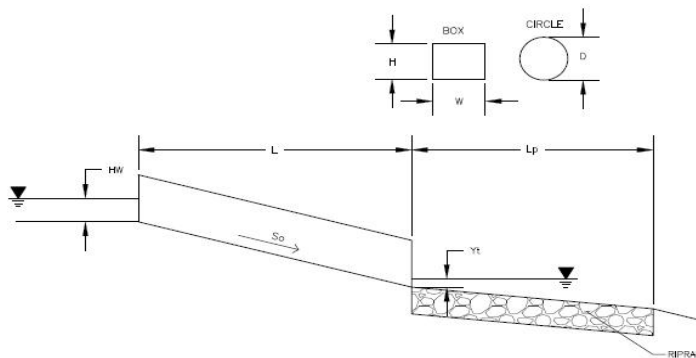
Type = L

# DETERMINATION OF CULVERT HEADWATER AND OUTLET PROTECTION

MHFD-Culvert, Version 4.00 (May 2020)

Project: Winsome Filing 3

ID: Culvert I1



Soil Type:

Choose One:

☐ Sandy

☒ Non-Sandy

Supercritical Flow! Using Adjusted Diameter to calculate protection type.

## Design Information:

Design Discharge

Q = 25.8 cfs

Circular Culvert:

Barrel Diameter in Inches

D = 30 inches

Inlet Edge Type (Choose from pull-down list)

Square Edge with Headwall

OR:

Box Culvert:

Barrel Height (Rise) in Feet

H (Rise) =

Barrel Width (Span) in Feet

W (Span) =

Inlet Edge Type (Choose from pull-down list)

Number of Barrels

# Barrels = 1

Inlet Elevation

Elev IN = 7354.03 ft

Outlet Elevation OR Slope

So = 0.0222 ft/ft

Culvert Length

L = 108.5 ft

Manning's Roughness

n = 0.012

Bend Loss Coefficient

k<sub>b</sub> = 0

Exit Loss Coefficient

k<sub>x</sub> = 1

Tailwater Surface Elevation

Y<sub>t</sub>, Elevation =

Max Allowable Channel Velocity

V = 5 ft/s

## Calculated Results:

Culvert Cross Sectional Area Available

A = 4.91 ft<sup>2</sup>

Culvert Normal Depth

Y<sub>n</sub> = 1.08 ft

Culvert Critical Depth

Y<sub>c</sub> = 1.73 ft

Froude Number

Fr = 2.46 Supercritical!

Entrance Loss Coefficient

k<sub>e</sub> = 0.50

Friction Loss Coefficient

k<sub>f</sub> = 0.85

Sum of All Loss Coefficients

k<sub>s</sub> = 2.35 ft

Headwater:

Inlet Control Headwater

HW<sub>i</sub> = 2.76 ft

Outlet Control Headwater

HW<sub>o</sub> = N/A

Design Headwater Elevation

HW = 7356.79 ft

Headwater/Diameter OR Headwater/Rise Ratio

HW/D = 1.10

Outlet Control Headwater Approximation Method Inaccurate for Low Flow - Backwater Calculations Required

Outlet Protection:

Flow/(Diameter<sup>2.5</sup>)

Q/D<sup>2.5</sup> = 2.61 ft<sup>0.5</sup>/s

Tailwater Surface Height

Y<sub>t</sub> = 1.00 ft

Tailwater/Diameter

Y<sub>t</sub>/D = 0.40

Expansion Factor

1/(2\*tan(θ)) = 4.91

Flow Area at Max Channel Velocity

A<sub>t</sub> = 5.16 ft<sup>2</sup>

Width of Equivalent Conduit for Multiple Barrels

W<sub>eq</sub> = - ft

Length of Riprap Protection

L<sub>p</sub> = 14 ft

Width of Riprap Protection at Downstream End

T = 6 ft

Adjusted Diameter for Supercritical Flow

Da = 1.79 ft

Minimum Theoretical Riprap Size

d<sub>50 min</sub> = 6 in

Nominal Riprap Size

d<sub>50 nominal</sub> = 6 in

MHFD Riprap Type

Type = VL

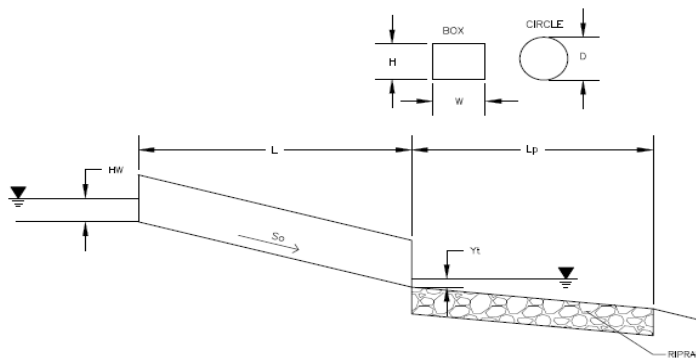


# DETERMINATION OF CULVERT HEADWATER AND OUTLET PROTECTION

MHFD-Culvert, Version 4.00 (May 2020)

Project: **Winsome Filing No 3**

ID: **Culvert Pond 4**



Soil Type:

Choose One:

☐ Sandy

☒ Non-Sandy

**Supercritical Flow! Using Adjusted Diameter to calculate protection type.**

## Design Information:

Design Discharge

Q = 81 cfs

Circular Culvert:

Barrel Diameter in Inches

D = 48 inches

Inlet Edge Type (Choose from pull-down list)

Square Edge with Headwall

OR:

Box Culvert:

Barrel Height (Rise) in Feet

H (Rise) =

Barrel Width (Span) in Feet

W (Span) =

Inlet Edge Type (Choose from pull-down list)

Number of Barrels

# Barrels = 1

Inlet Elevation

Elev IN = 7295.54 ft

Outlet Elevation OR Slope

So = 0.024 ft/ft

Culvert Length

L = 144 ft

Manning's Roughness

n = 0.012

Bend Loss Coefficient

k<sub>b</sub> = 0

Exit Loss Coefficient

k<sub>x</sub> = 1

Tailwater Surface Elevation

Y<sub>t</sub> Elevation =

Max Allowable Channel Velocity

V = 5 ft/s

## Calculated Results:

Culvert Cross Sectional Area Available

A = 12.57 ft<sup>2</sup>

Culvert Normal Depth

Y<sub>n</sub> = 1.60 ft

Culvert Critical Depth

Y<sub>c</sub> = 2.73 ft

Froude Number

Fr = 2.80 **Supercritical!**

Entrance Loss Coefficient

k<sub>e</sub> = 0.50

Friction Loss Coefficient

k<sub>f</sub> = 0.60

Sum of All Loss Coefficients

k<sub>s</sub> = 2.10 ft

Headwater:

Inlet Control Headwater

HW<sub>I</sub> = 4.31 ft

Outlet Control Headwater

HW<sub>O</sub> = N/A ft

**Design Headwater Elevation**

**HW = 7299.85 ft**

**Headwater/Diameter OR Headwater/Rise Ratio**

**HW/D = 1.08**

**Outlet Control Headwater Approximation Method Inaccurate for Low Flow - Backwater Calculations Required**

Outlet Protection:

Flow/(Diameter<sup>2.5</sup>)

Q/D<sup>2.5</sup> = 2.53 ft<sup>0.5</sup>/s

Tailwater Surface Height

Y<sub>t</sub> = 1.60 ft

Tailwater/Diameter

Y<sub>t</sub>/D = 0.40

Expansion Factor

1/(2\*tan(θ)) = 5.02

Flow Area at Max Channel Velocity

A<sub>t</sub> = 16.20 ft<sup>2</sup>

Width of Equivalent Conduit for Multiple Barrels

W<sub>eq</sub> = - ft

**Length of Riprap Protection**

**L<sub>p</sub> = 31 ft**

**Width of Riprap Protection at Downstream End**

**T = 11 ft**

Adjusted Diameter for Supercritical Flow

Da = 2.80 ft

Minimum Theoretical Riprap Size

d<sub>50 min</sub> = 9 in

Nominal Riprap Size

d<sub>50 nominal</sub> = 12 in

**MHFD Riprap Type**

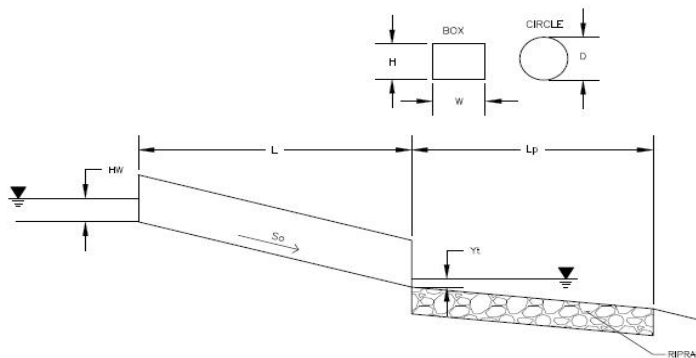
**Type = M**

# DETERMINATION OF CULVERT HEADWATER AND OUTLET PROTECTION

MHFD-Culvert, Version 4.00 (May 2020)

Project: Winsome Filing No 3

ID: Pond 3 Access Road Culvert



Soil Type:

Choose One:

☒ Sandy

☐ Non-Sandy

Supercritical Flow! Using Adjusted Diameter to calculate protection type.

## Design Information:

Design Discharge

Q = 1 cfs

Circular Culvert:

Barrel Diameter in Inches

D = 15 inches

Inlet Edge Type (Choose from pull-down list)

Square Edge Projecting

OR:

Box Culvert:

Barrel Height (Rise) in Feet

H (Rise) = OR

Barrel Width (Span) in Feet

W (Span) =

Inlet Edge Type (Choose from pull-down list)

Number of Barrels

# Barrels = 1

Inlet Elevation

Elev IN = 7310.4 ft

Outlet Elevation OR Slope

Elev OUT = 7308 ft

Culvert Length

L = 56 ft

Manning's Roughness

n = 0.012

Bend Loss Coefficient

k<sub>b</sub> = 0

Exit Loss Coefficient

k<sub>x</sub> = 1

Tailwater Surface Elevation

Y<sub>t</sub>, Elevation =

Max Allowable Channel Velocity

V = 5 ft/s

## Calculated Results:

Culvert Cross Sectional Area Available

A = 1.23 ft<sup>2</sup>

Culvert Normal Depth

Y<sub>n</sub> = 0.22 ft

Culvert Critical Depth

Y<sub>c</sub> = 0.39 ft

Froude Number

Fr = 3.04 Supercritical!

Entrance Loss Coefficient

k<sub>e</sub> = 0.20

Friction Loss Coefficient

k<sub>f</sub> = 1.10

Sum of All Loss Coefficients

k<sub>s</sub> = 2.30 ft

Headwater:

Inlet Control Headwater

HW<sub>i</sub> = 0.53 ft

Outlet Control Headwater

HW<sub>o</sub> = N/A

Design Headwater Elevation

HW = N/A ft

Headwater/Diameter OR Headwater/Rise Ratio

HW/D = N/A

Outlet Control Headwater Approximation Method Inaccurate for Low Flow - Backwater Calculations Required

Outlet Protection:

Flow/(Diameter<sup>2.5</sup>)

Q/D<sup>2.5</sup> = 0.57 ft<sup>0.5</sup>/s

Tailwater Surface Height

Y<sub>t</sub> = 0.50 ft

Tailwater/Diameter

Y<sub>t</sub>/D = 0.40

Expansion Factor

1/(2\*tan(Θ)) = 6.70

Flow Area at Max Channel Velocity

A<sub>t</sub> = 0.20 ft<sup>2</sup>

Width of Equivalent Conduit for Multiple Barrels

W<sub>eq</sub> = - ft

Length of Riprap Protection

L<sub>p</sub> = 4 ft

Width of Riprap Protection at Downstream End

T = 2 ft

Adjusted Diameter for Supercritical Flow

Da = 0.74 ft

Minimum Theoretical Riprap Size

d<sub>50 min</sub> = 1 in

Nominal Riprap Size

d<sub>50 nominal</sub> = 6 in

MHFD Riprap Type

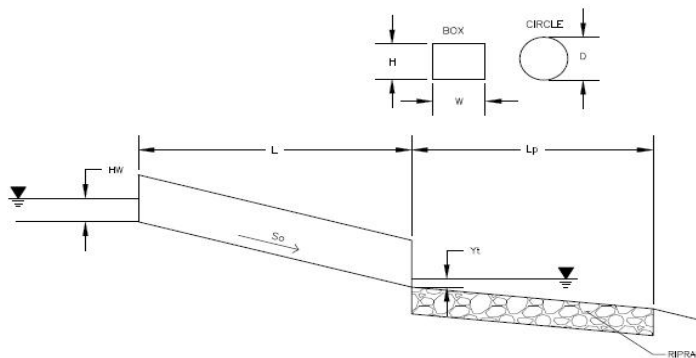
Type = VL

# DETERMINATION OF CULVERT HEADWATER AND OUTLET PROTECTION

MHFD-Culvert, Version 4.00 (May 2020)

Project: Winsome Filing No 3

ID: Pond 5 Access Road Culvert



Soil Type:

Choose One:

☒ Sandy

☐ Non-Sandy

Supercritical Flow! Using Adjusted Diameter to calculate protection type.

## Design Information:

Design Discharge

Q = 1 cfs

Circular Culvert:

Barrel Diameter in Inches

D = 15 inches

Inlet Edge Type (Choose from pull-down list)

Square Edge Projecting

OR:

Box Culvert:

Barrel Height (Rise) in Feet

H (Rise) = OR

Barrel Width (Span) in Feet

W (Span) =

Inlet Edge Type (Choose from pull-down list)

Number of Barrels

# Barrels = 1

Inlet Elevation

Elev IN = 7311 ft

Outlet Elevation OR Slope

Elev OUT = 7307 ft

Culvert Length

L = 73.7 ft

Manning's Roughness

n = 0.012

Bend Loss Coefficient

k<sub>b</sub> = 0

Exit Loss Coefficient

k<sub>x</sub> = 1

Tailwater Surface Elevation

Y<sub>t</sub>, Elevation =

Max Allowable Channel Velocity

V = 5 ft/s

## Calculated Results:

Culvert Cross Sectional Area Available

A = 1.23 ft<sup>2</sup>

Culvert Normal Depth

Y<sub>n</sub> = 0.20 ft

Culvert Critical Depth

Y<sub>c</sub> = 0.37 ft

Froude Number

Fr = 3.43 Supercritical!

Entrance Loss Coefficient

k<sub>e</sub> = 0.20

Friction Loss Coefficient

k<sub>f</sub> = 1.45

Sum of All Loss Coefficients

k<sub>s</sub> = 2.65 ft

Headwater:

Inlet Control Headwater

HW<sub>i</sub> = 0.50 ft

Outlet Control Headwater

HW<sub>o</sub> = N/A ft

Design Headwater Elevation

HW = N/A ft

Headwater/Diameter OR Headwater/Rise Ratio

HW/D = N/A

Outlet Control Headwater Approximation Method Inaccurate for Low Flow - Backwater Calculations Required

Outlet Protection:

Flow/(Diameter<sup>2.5</sup>)

Q/D<sup>2.5</sup> = 0.57 ft<sup>0.5</sup>/s

Tailwater Surface Height

Y<sub>t</sub> = 0.50 ft

Tailwater/Diameter

Y<sub>t</sub>/D = 0.40

Expansion Factor

1/(2\*tan(Θ)) = 6.70

Flow Area at Max Channel Velocity

A<sub>t</sub> = 0.20 ft<sup>2</sup>

Width of Equivalent Conduit for Multiple Barrels

W<sub>eq</sub> = - ft

Length of Riprap Protection

L<sub>p</sub> = 5 ft

Width of Riprap Protection at Downstream End

T = 2 ft

Adjusted Diameter for Supercritical Flow

Da = 0.72 ft

Minimum Theoretical Riprap Size

d<sub>50 min</sub> = 1 in

Nominal Riprap Size

d<sub>50 nominal</sub> = 6 in

MHFD Riprap Type

Type = VL

| CHANNEL FLOWS SUMMARY |                     |                     |             |             |
|-----------------------|---------------------|---------------------|-------------|-------------|
| Reach/Channel ID      | Contributing Basins | Tributary Area (ac) | Flows (cfs) | Headcutting |
| EX_Reach G1           | G1+G2A              | 43.39               | 100.0       |             |
| EX_Reach H1-A         | H1+H4               | 40.76               | 106.6       | X           |
| Prop_Reach H1-A       | H1+H4               | 40.76               | 106.6       |             |
| EX_Reach H1-B         | H1+29% of H4        | 21.59               | 54.3        | X           |
| Prop_Reach H1-B       | H1+29% of H4        | 21.59               | 54.3        |             |
| EX_Reach H2           | H2                  | 16.00               | 57.1        |             |
| EX_Reach H3           | H3A+H7B             | 18.77               | 57.8        | X           |
| Prop_Reach H3         | H3A+H7B             | 18.77               | 57.8        | X           |
| Prop_Reach H3B        | H3B+25% of I1       | 4.40                | 12.0        |             |
| EX_Reach H4           | 23% of H4           | 6.21                | 16.9        | X           |
| EX_Reach H5B          | H5B                 | 10.48               | 29.0        | X           |
| Prop_Reach I1         | H3B+I1              | 9.50                | 25.7        |             |
| Prop_Swale A3A        | A2B+A3A             | 17.20               | 46.1        |             |
| Prop_WQ Channel       | A2B+A3A+G2B         | 20.00               | 55.7        |             |

## Worksheet for EX\_Reach G1

| Project Description |                 |
|---------------------|-----------------|
| Friction Method     | Manning Formula |
| Solve For           | Normal Depth    |
| Input Data          |                 |
| Channel Slope       | 0.040 ft/ft     |
| Discharge           | 100.00 cfs      |

### Section Definitions

| Station (ft) | Elevation (ft) |
|--------------|----------------|
| 0+25         | 7,367.99       |
| 0+87         | 7,360.00       |
| 1+16         | 7,357.46       |
| 1+30         | 7,357.78       |
| 1+45         | 7,358.60       |
| 1+97         | 7,363.04       |
| 2+20         | 7,365.99       |

### Roughness Segment Definitions

| Start Station    | Ending Station   | Roughness Coefficient |
|------------------|------------------|-----------------------|
| (0+25, 7,367.99) | (2+20, 7,365.99) | 0.040                 |

### Options

|                                   |                     |
|-----------------------------------|---------------------|
| Current Roughness Weighted Method | Pavlovskii's Method |
| Open Channel Weighting Method     | Pavlovskii's Method |
| Closed Channel Weighting Method   | Pavlovskii's Method |

### Results

|                       |                       |
|-----------------------|-----------------------|
| Normal Depth          | 11.4 in               |
| Roughness Coefficient | 0.040                 |
| Elevation             | 7,358.41 ft           |
| Elevation Range       | 7,357.5 to 7,368.0 ft |
| Flow Area             | 20.1 ft <sup>2</sup>  |
| Wetted Perimeter      | 36.5 ft               |
| Hydraulic Radius      | 6.6 in                |
| Top Width             | 36.48 ft              |
| Normal Depth          | 11.4 in               |
| Critical Depth        | 12.3 in               |
| Critical Slope        | 0.028 ft/ft           |
| Velocity              | 4.98 ft/s             |
| Velocity Head         | 0.39 ft               |
| Specific Energy       | 1.34 ft               |

## Worksheet for EX\_Reach G1

---

### Results

---

|               |               |
|---------------|---------------|
| Froude Number | 1.185         |
| Flow Type     | Supercritical |

---

---

### GVF Input Data

---

|                  |        |
|------------------|--------|
| Downstream Depth | 0.0 in |
| Length           | 0.0 ft |
| Number Of Steps  | 0      |

---

---

### GVF Output Data

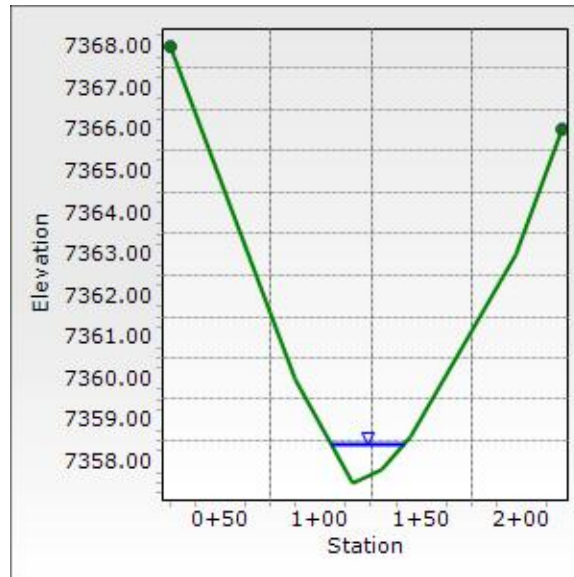
---

|                     |               |
|---------------------|---------------|
| Upstream Depth      | 0.0 in        |
| Profile Description | N/A           |
| Profile Headloss    | 0.00 ft       |
| Downstream Velocity | Infinity ft/s |
| Upstream Velocity   | Infinity ft/s |
| Normal Depth        | 11.4 in       |
| Critical Depth      | 12.3 in       |
| Channel Slope       | 0.040 ft/ft   |
| Critical Slope      | 0.028 ft/ft   |

---

## Cross Section for EX\_Reach G1

| Project Description |                 |
|---------------------|-----------------|
| Friction Method     | Manning Formula |
| Solve For           | Normal Depth    |
| Input Data          |                 |
| Channel Slope       | 0.040 ft/ft     |
| Normal Depth        | 11.4 in         |
| Discharge           | 100.00 cfs      |



## Worksheet for EX\_Reach H1-A

| Project Description |              |
|---------------------|--------------|
| Friction Method     | Manning      |
| Solve For           | Formula      |
|                     | Normal Depth |
| Input Data          |              |
| Channel Slope       | 0.043 ft/ft  |
| Discharge           | 106.60 cfs   |

### Section Definitions

| Station<br>(ft) | Elevation<br>(ft) |
|-----------------|-------------------|
| 0+00            | 7,363.31          |
| 1+08            | 7,331.99          |
| 1+16            | 7,331.15          |
| 1+24            | 7,331.66          |
| 2+75            | 7,360.00          |

### Roughness Segment Definitions

| Start Station    | Ending Station   | Roughness Coefficient |
|------------------|------------------|-----------------------|
| (0+00, 7,363.31) | (2+75, 7,360.00) | 0.040                 |

| Options                           |                     |
|-----------------------------------|---------------------|
| Current Roughness Weighted Method | Pavlovskii's Method |
| Open Channel Weighting Method     | Pavlovskii's Method |
| Closed Channel Weighting Method   | Pavlovskii's Method |

| Results               |                       |
|-----------------------|-----------------------|
| Normal Depth          | 14.9 in               |
| Roughness Coefficient | 0.040                 |
| Elevation             | 7,332.39 ft           |
| Elevation Range       | 7,331.2 to 7,363.3 ft |
| Flow Area             | 16.6 ft <sup>2</sup>  |
| Wetted Perimeter      | 22.0 ft               |
| Hydraulic Radius      | 9.1 in                |
| Top Width             | 21.78 ft              |
| Normal Depth          | 14.9 in               |
| Critical Depth        | 16.8 in               |
| Critical Slope        | 0.025 ft/ft           |
| Velocity              | 6.40 ft/s             |
| Velocity Head         | 0.64 ft               |
| Specific Energy       | 1.88 ft               |
| Froude Number         | 1.291                 |
| Flow Type             | Supercritical         |



## Worksheet for EX\_Reach H1-A

---

### GVF Input Data

---

|                  |        |
|------------------|--------|
| Downstream Depth | 0.0 in |
| Length           | 0.0 ft |
| Number Of Steps  | 0      |

---

---

### GVF Output Data

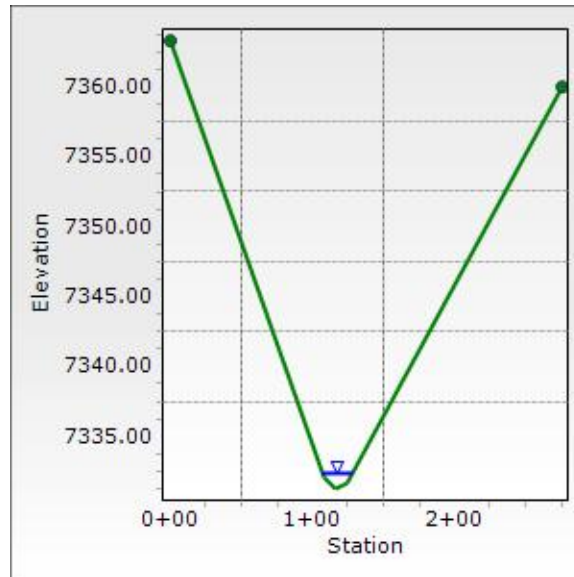
---

|                     |               |
|---------------------|---------------|
| Upstream Depth      | 0.0 in        |
| Profile Description | N/A           |
| Profile Headloss    | 0.00 ft       |
| Downstream Velocity | Infinity ft/s |
| Upstream Velocity   | Infinity ft/s |
| Normal Depth        | 14.9 in       |
| Critical Depth      | 16.8 in       |
| Channel Slope       | 0.043 ft/ft   |
| Critical Slope      | 0.025 ft/ft   |

---

## Cross Section for EX\_Reach H1-A

| Project Description |                 |
|---------------------|-----------------|
| Friction Method     | Manning Formula |
| Solve For           | Normal Depth    |
| Input Data          |                 |
| Channel Slope       | 0.043 ft/ft     |
| Normal Depth        | 14.9 in         |
| Discharge           | 106.60 cfs      |

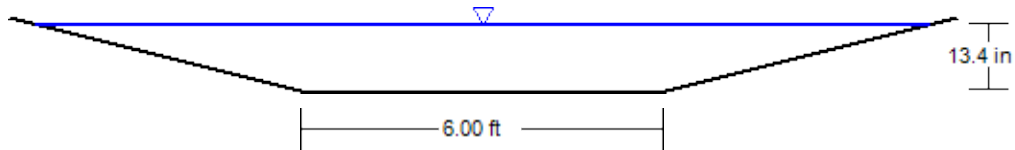


## Worksheet for Prop\_WQ Channel

|                            |                      |
|----------------------------|----------------------|
| <b>Project Description</b> |                      |
| Friction Method            | Manning              |
| Solve For                  | Formula              |
|                            | Normal Depth         |
| <b>Input Data</b>          |                      |
| Roughness Coefficient      | 0.036                |
| Channel Slope              | 0.019 ft/ft          |
| Left Side Slope            | 4.000 H:V            |
| Right Side Slope           | 4.000 H:V            |
| Bottom Width               | 6.00 ft              |
| Discharge                  | 55.70 cfs            |
| <b>Results</b>             |                      |
| Normal Depth               | 13.4 in              |
| Flow Area                  | 11.7 ft <sup>2</sup> |
| Wetted Perimeter           | 15.2 ft              |
| Hydraulic Radius           | 9.2 in               |
| Top Width                  | 14.93 ft             |
| Critical Depth             | 13.0 in              |
| Critical Slope             | 0.021 ft/ft          |
| Velocity                   | 4.77 ft/s            |
| Velocity Head              | 0.35 ft              |
| Specific Energy            | 1.47 ft              |
| Froude Number              | 0.951                |
| Flow Type                  | Subcritical          |
| <b>GVF Input Data</b>      |                      |
| Downstream Depth           | 0.0 in               |
| Length                     | 0.0 ft               |
| Number Of Steps            | 0                    |
| <b>GVF Output Data</b>     |                      |
| Upstream Depth             | 0.0 in               |
| Profile Description        | N/A                  |
| Profile Headloss           | 0.00 ft              |
| Downstream Velocity        | Infinity ft/s        |
| Upstream Velocity          | Infinity ft/s        |
| Normal Depth               | 13.4 in              |
| Critical Depth             | 13.0 in              |
| Channel Slope              | 0.019 ft/ft          |
| Critical Slope             | 0.021 ft/ft          |

## Cross Section for Prop\_WQ Channel

| Project Description   |              |
|-----------------------|--------------|
| Friction Method       | Manning      |
| Solve For             | Formula      |
|                       | Normal Depth |
| Input Data            |              |
| Roughness Coefficient | 0.036        |
| Channel Slope         | 0.019 ft/ft  |
| Normal Depth          | 13.4 in      |
| Left Side Slope       | 4.000 H:V    |
| Right Side Slope      | 4.000 H:V    |
| Bottom Width          | 6.00 ft      |
| Discharge             | 55.70 cfs    |



V: 1  
H: 1

## Worksheet for EX\_Reach H3

| Project Description |              |
|---------------------|--------------|
| Friction Method     | Manning      |
| Solve For           | Formula      |
|                     | Normal Depth |
| Input Data          |              |
| Channel Slope       | 0.060 ft/ft  |
| Discharge           | 57.80 cfs    |

### Section Definitions

| Station<br>(ft) | Elevation<br>(ft) |
|-----------------|-------------------|
| 0+00            | 7,323.16          |
| 0+25            | 7,319.99          |
| 0+51            | 7,312.54          |
| 0+58            | 7,310.46          |
| 0+70            | 7,309.11          |
| 0+79            | 7,310.18          |
| 0+94            | 7,316.14          |
| 1+12            | 7,319.73          |
| 1+76            | 7,326.41          |

### Roughness Segment Definitions

| Start Station    | Ending Station   | Roughness Coefficient |
|------------------|------------------|-----------------------|
| (0+00, 7,323.16) | (1+76, 7,326.41) | 0.040                 |

### Options

|                                   |                     |
|-----------------------------------|---------------------|
| Current Roughness Weighted Method | Pavlovskii's Method |
| Open Channel Weighting Method     | Pavlovskii's Method |
| Closed Channel Weighting Method   | Pavlovskii's Method |

### Results

|                       |                       |
|-----------------------|-----------------------|
| Normal Depth          | 12.7 in               |
| Roughness Coefficient | 0.040                 |
| Elevation             | 7,310.17 ft           |
| Elevation Range       | 7,309.1 to 7,326.4 ft |
| Flow Area             | 9.8 ft <sup>2</sup>   |
| Wetted Perimeter      | 18.6 ft               |
| Hydraulic Radius      | 6.3 in                |
| Top Width             | 18.50 ft              |
| Normal Depth          | 12.7 in               |
| Critical Depth        | 14.6 in               |
| Critical Slope        | 0.027 ft/ft           |
| Velocity              | 5.92 ft/s             |

## Worksheet for EX\_Reach H3

---

### Results

---

|                 |               |
|-----------------|---------------|
| Velocity Head   | 0.54 ft       |
| Specific Energy | 1.60 ft       |
| Froude Number   | 1.436         |
| Flow Type       | Supercritical |

---

---

### GVF Input Data

---

|                  |        |
|------------------|--------|
| Downstream Depth | 0.0 in |
| Length           | 0.0 ft |
| Number Of Steps  | 0      |

---

---

### GVF Output Data

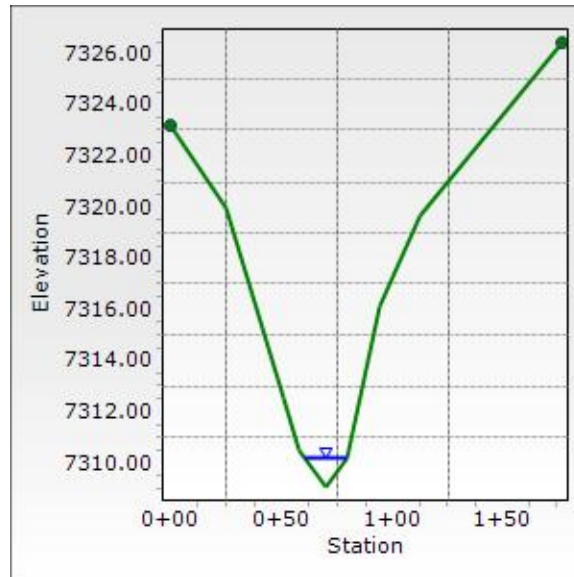
---

|                     |               |
|---------------------|---------------|
| Upstream Depth      | 0.0 in        |
| Profile Description | N/A           |
| Profile Headloss    | 0.00 ft       |
| Downstream Velocity | Infinity ft/s |
| Upstream Velocity   | Infinity ft/s |
| Normal Depth        | 12.7 in       |
| Critical Depth      | 14.6 in       |
| Channel Slope       | 0.060 ft/ft   |
| Critical Slope      | 0.027 ft/ft   |

---

## Cross Section for EX\_Reach H3

| Project Description |                 |
|---------------------|-----------------|
| Friction Method     | Manning Formula |
| Solve For           | Normal Depth    |
| Input Data          |                 |
| Channel Slope       | 0.060 ft/ft     |
| Normal Depth        | 12.7 in         |
| Discharge           | 57.80 cfs       |



## Worksheet for Prop\_Reach I1

---

### Project Description

---

|                 |              |
|-----------------|--------------|
| Friction Method | Manning      |
|                 | Formula      |
| Solve For       | Normal Depth |

---

### Input Data

---

|               |             |
|---------------|-------------|
| Channel Slope | 0.080 ft/ft |
| Discharge     | 25.70 cfs   |

---

### Section Definitions

| Station<br>(ft) | Elevation<br>(ft) |
|-----------------|-------------------|
| 0+75            | 7,330.96          |
| 0+85            | 7,328.37          |
| 1+01            | 7,333.54          |

### Roughness Segment Definitions

| Start Station    | Ending Station   | Roughness Coefficient |
|------------------|------------------|-----------------------|
| (0+75, 7,330.96) | (1+01, 7,333.54) | 0.040                 |

---

### Options

---

|                                   |                     |
|-----------------------------------|---------------------|
| Current Roughness Weighted Method | Pavlovskii's Method |
| Open Channel Weighting Method     | Pavlovskii's Method |
| Closed Channel Weighting Method   | Pavlovskii's Method |

---



---

### Results

---

|                       |                       |
|-----------------------|-----------------------|
| Normal Depth          | 12.6 in               |
| Roughness Coefficient | 0.040                 |
| Elevation             | 7,329.42 ft           |
| Elevation Range       | 7,328.4 to 7,333.5 ft |
| Flow Area             | 3.9 ft <sup>2</sup>   |
| Wetted Perimeter      | 7.7 ft                |
| Hydraulic Radius      | 6.0 in                |
| Top Width             | 7.37 ft               |
| Normal Depth          | 12.6 in               |
| Critical Depth        | 15.3 in               |
| Critical Slope        | 0.029 ft/ft           |
| Velocity              | 6.65 ft/s             |
| Velocity Head         | 0.69 ft               |
| Specific Energy       | 1.74 ft               |
| Froude Number         | 1.620                 |
| Flow Type             | Supercritical         |

---



---

### GVF Input Data

---



## Worksheet for Prop\_Reach I1

---

### GVF Input Data

---

|                  |        |
|------------------|--------|
| Downstream Depth | 0.0 in |
| Length           | 0.0 ft |
| Number Of Steps  | 0      |

---

---

### GVF Output Data

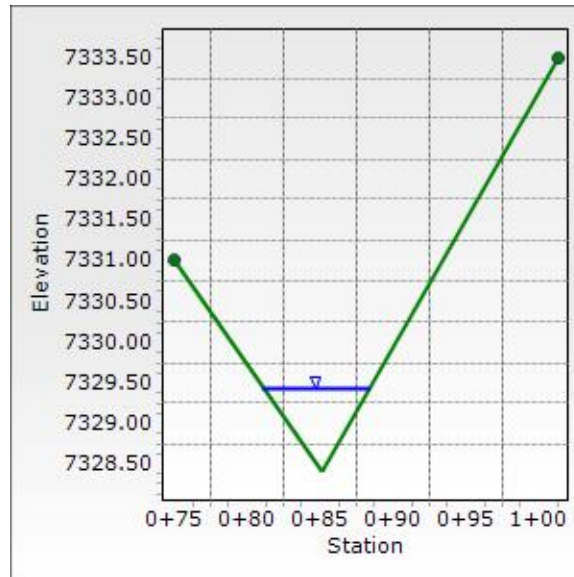
---

|                     |               |
|---------------------|---------------|
| Upstream Depth      | 0.0 in        |
| Profile Description | N/A           |
| Profile Headloss    | 0.00 ft       |
| Downstream Velocity | Infinity ft/s |
| Upstream Velocity   | Infinity ft/s |
| Normal Depth        | 12.6 in       |
| Critical Depth      | 15.3 in       |
| Channel Slope       | 0.080 ft/ft   |
| Critical Slope      | 0.029 ft/ft   |

---

## Cross Section for Prop\_Reach I1

| Project Description |                 |
|---------------------|-----------------|
| Friction Method     | Manning Formula |
| Solve For           | Normal Depth    |
| Input Data          |                 |
| Channel Slope       | 0.080 ft/ft     |
| Normal Depth        | 12.6 in         |
| Discharge           | 25.70 cfs       |



## Worksheet for Prop\_Swale A3A

| Project Description |                 |
|---------------------|-----------------|
| Friction Method     | Manning Formula |
| Solve For           | Normal Depth    |
| Input Data          |                 |
| Channel Slope       | 0.042 ft/ft     |
| Discharge           | 46.10 cfs       |

### Section Definitions

| Station (ft) | Elevation (ft) |
|--------------|----------------|
| 0+19         | 7,373.99       |
| 0+78         | 7,367.48       |
| 0+97         | 7,372.70       |

### Roughness Segment Definitions

| Start Station    | Ending Station   | Roughness Coefficient |
|------------------|------------------|-----------------------|
| (0+19, 7,373.99) | (0+97, 7,372.70) | 0.040                 |

| Options                           |                     |
|-----------------------------------|---------------------|
| Current Roughness Weighted Method | Pavlovskii's Method |
| Open Channel Weighting Method     | Pavlovskii's Method |
| Closed Channel Weighting Method   | Pavlovskii's Method |

| Results               |                       |
|-----------------------|-----------------------|
| Normal Depth          | 14.1 in               |
| Roughness Coefficient | 0.040                 |
| Elevation             | 7,368.66 ft           |
| Elevation Range       | 7,367.5 to 7,374.0 ft |
| Flow Area             | 8.7 ft <sup>2</sup>   |
| Wetted Perimeter      | 15.1 ft               |
| Hydraulic Radius      | 6.9 in                |
| Top Width             | 14.84 ft              |
| Normal Depth          | 14.1 in               |
| Critical Depth        | 15.2 in               |
| Critical Slope        | 0.028 ft/ft           |
| Velocity              | 5.29 ft/s             |
| Velocity Head         | 0.43 ft               |
| Specific Energy       | 1.61 ft               |
| Froude Number         | 1.216                 |
| Flow Type             | Supercritical         |

| GVF Input Data |
|----------------|
|----------------|

## Worksheet for Prop\_Swale A3A

---

### GVF Input Data

---

|                  |        |
|------------------|--------|
| Downstream Depth | 0.0 in |
| Length           | 0.0 ft |
| Number Of Steps  | 0      |

---

---

### GVF Output Data

---

|                     |               |
|---------------------|---------------|
| Upstream Depth      | 0.0 in        |
| Profile Description | N/A           |
| Profile Headloss    | 0.00 ft       |
| Downstream Velocity | Infinity ft/s |
| Upstream Velocity   | Infinity ft/s |
| Normal Depth        | 14.1 in       |
| Critical Depth      | 15.2 in       |
| Channel Slope       | 0.042 ft/ft   |
| Critical Slope      | 0.028 ft/ft   |

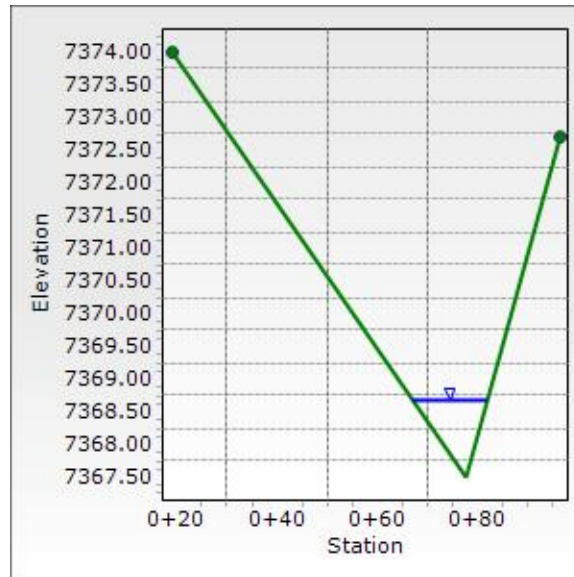
---

## Cross Section for Prop\_Swale A3A

| Project Description |              |
|---------------------|--------------|
| Friction Method     | Manning      |
|                     | Formula      |
| Solve For           | Normal Depth |

---

| Input Data    |             |
|---------------|-------------|
| Channel Slope | 0.042 ft/ft |
| Normal Depth  | 14.1 in     |
| Discharge     | 46.10 cfs   |



## Worksheet for EX\_Reach H1-B

| Project Description |              |
|---------------------|--------------|
| Friction Method     | Manning      |
| Solve For           | Formula      |
|                     | Normal Depth |
| Input Data          |              |
| Channel Slope       | 0.050 ft/ft  |
| Discharge           | 54.30 cfs    |

### Section Definitions

| Station<br>(ft) | Elevation<br>(ft) |
|-----------------|-------------------|
| 0+04            | 7,369.03          |
| 0+55            | 7,359.99          |
| 0+73            | 7,349.57          |
| 0+84            | 7,346.68          |
| 1+01            | 7,351.01          |
| 1+17            | 7,359.46          |
| 1+59            | 7,364.84          |

### Roughness Segment Definitions

| Start Station    | Ending Station   | Roughness Coefficient |
|------------------|------------------|-----------------------|
| (0+04, 7,369.03) | (1+59, 7,364.84) | 0.040                 |

### Options

|                                   |                     |
|-----------------------------------|---------------------|
| Current Roughness Weighted Method | Pavlovskii's Method |
| Open Channel Weighting Method     | Pavlovskii's Method |
| Closed Channel Weighting Method   | Pavlovskii's Method |

### Results

|                       |                       |
|-----------------------|-----------------------|
| Normal Depth          | 17.4 in               |
| Roughness Coefficient | 0.040                 |
| Elevation             | 7,348.13 ft           |
| Elevation Range       | 7,346.7 to 7,369.0 ft |
| Flow Area             | 8.3 ft <sup>2</sup>   |
| Wetted Perimeter      | 11.7 ft               |
| Hydraulic Radius      | 8.4 in                |
| Top Width             | 11.38 ft              |
| Normal Depth          | 17.4 in               |
| Critical Depth        | 19.7 in               |
| Critical Slope        | 0.026 ft/ft           |
| Velocity              | 6.57 ft/s             |
| Velocity Head         | 0.67 ft               |
| Specific Energy       | 2.12 ft               |

## Worksheet for EX\_Reach H1-B

---

### Results

---

|               |               |
|---------------|---------------|
| Froude Number | 1.359         |
| Flow Type     | Supercritical |

---

---

### GVF Input Data

---

|                  |        |
|------------------|--------|
| Downstream Depth | 0.0 in |
| Length           | 0.0 ft |
| Number Of Steps  | 0      |

---

---

### GVF Output Data

---

|                     |               |
|---------------------|---------------|
| Upstream Depth      | 0.0 in        |
| Profile Description | N/A           |
| Profile Headloss    | 0.00 ft       |
| Downstream Velocity | Infinity ft/s |
| Upstream Velocity   | Infinity ft/s |
| Normal Depth        | 17.4 in       |
| Critical Depth      | 19.7 in       |
| Channel Slope       | 0.050 ft/ft   |
| Critical Slope      | 0.026 ft/ft   |

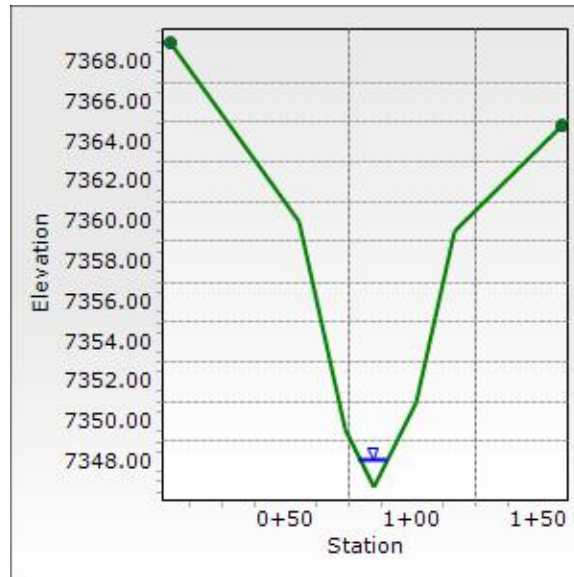
---

## Cross Section for EX\_Reach H1-B

| Project Description |              |
|---------------------|--------------|
| Friction Method     | Manning      |
|                     | Formula      |
| Solve For           | Normal Depth |

---

| Input Data    |             |
|---------------|-------------|
| Channel Slope | 0.050 ft/ft |
| Normal Depth  | 17.4 in     |
| Discharge     | 54.30 cfs   |





## Worksheet for EX\_Reach H2

| Project Description |                 |
|---------------------|-----------------|
| Friction Method     | Manning Formula |
| Solve For           | Normal Depth    |
| Input Data          |                 |
| Channel Slope       | 0.038 ft/ft     |
| Discharge           | 57.10 cfs       |

### Section Definitions

| Station (ft) | Elevation (ft) |
|--------------|----------------|
| 0+00         | 7,329.99       |
| 0+43         | 7,321.99       |
| 0+68         | 7,319.99       |
| 0+93         | 7,316.97       |
| 0+99         | 7,316.75       |
| 1+14         | 7,317.99       |
| 1+79         | 7,329.38       |

### Roughness Segment Definitions

| Start Station    | Ending Station   | Roughness Coefficient |
|------------------|------------------|-----------------------|
| (0+00, 7,329.99) | (1+79, 7,329.38) | 0.040                 |

### Options

|                                   |                     |
|-----------------------------------|---------------------|
| Current Roughness Weighted Method | Pavlovskii's Method |
| Open Channel Weighting Method     | Pavlovskii's Method |
| Closed Channel Weighting Method   | Pavlovskii's Method |

### Results

|                       |                       |
|-----------------------|-----------------------|
| Normal Depth          | 11.0 in               |
| Roughness Coefficient | 0.040                 |
| Elevation             | 7,317.67 ft           |
| Elevation Range       | 7,316.8 to 7,330.0 ft |
| Flow Area             | 12.1 ft <sup>2</sup>  |
| Wetted Perimeter      | 23.2 ft               |
| Hydraulic Radius      | 6.3 in                |
| Top Width             | 23.07 ft              |
| Normal Depth          | 11.0 in               |
| Critical Depth        | 11.7 in               |
| Critical Slope        | 0.028 ft/ft           |
| Velocity              | 4.71 ft/s             |
| Velocity Head         | 0.34 ft               |
| Specific Energy       | 1.26 ft               |

## Worksheet for EX\_Reach H2

---

### Results

---

|               |               |
|---------------|---------------|
| Froude Number | 1.144         |
| Flow Type     | Supercritical |

---

---

### GVF Input Data

---

|                  |        |
|------------------|--------|
| Downstream Depth | 0.0 in |
| Length           | 0.0 ft |
| Number Of Steps  | 0      |

---

---

### GVF Output Data

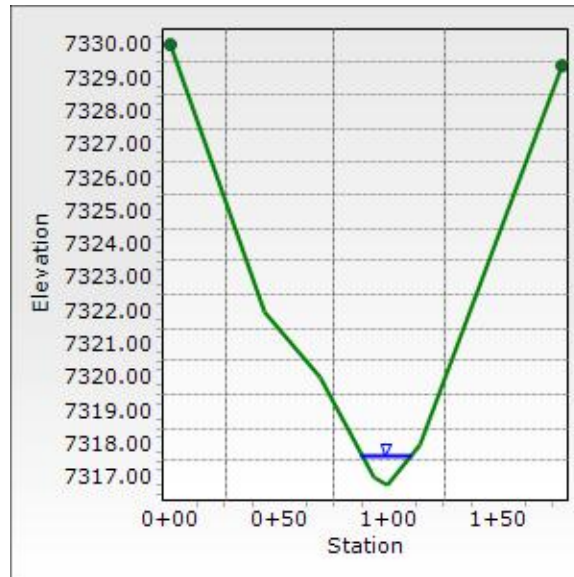
---

|                     |               |
|---------------------|---------------|
| Upstream Depth      | 0.0 in        |
| Profile Description | N/A           |
| Profile Headloss    | 0.00 ft       |
| Downstream Velocity | Infinity ft/s |
| Upstream Velocity   | Infinity ft/s |
| Normal Depth        | 11.0 in       |
| Critical Depth      | 11.7 in       |
| Channel Slope       | 0.038 ft/ft   |
| Critical Slope      | 0.028 ft/ft   |

---

## Cross Section for EX\_Reach H2

| Project Description |                 |
|---------------------|-----------------|
| Friction Method     | Manning Formula |
| Solve For           | Normal Depth    |
| Input Data          |                 |
| Channel Slope       | 0.038 ft/ft     |
| Normal Depth        | 11.0 in         |
| Discharge           | 57.10 cfs       |



## Worksheet for EX\_Reach H5B

| Project Description |              |
|---------------------|--------------|
| Friction Method     | Manning      |
| Solve For           | Formula      |
|                     | Normal Depth |
| Input Data          |              |
| Channel Slope       | 0.050 ft/ft  |
| Discharge           | 29.00 cfs    |

### Section Definitions

| Station<br>(ft) | Elevation<br>(ft) |
|-----------------|-------------------|
| 0+00            | 7,342.00          |
| 0+35            | 7,337.99          |
| 0+42            | 7,335.99          |
| 0+58            | 7,327.33          |
| 0+64            | 7,325.99          |
| 0+74            | 7,323.97          |
| 0+90            | 7,325.33          |
| 1+02            | 7,329.70          |
| 1+16            | 7,337.99          |
| 1+34            | 7,341.97          |

### Roughness Segment Definitions

| Start Station    | Ending Station   | Roughness Coefficient |
|------------------|------------------|-----------------------|
| (0+00, 7,342.00) | (1+34, 7,341.97) | 0.040                 |

| Options                           |                     |
|-----------------------------------|---------------------|
| Current Roughness Weighted Method | Pavlovskii's Method |
| Open Channel Weighting Method     | Pavlovskii's Method |
| Closed Channel Weighting Method   | Pavlovskii's Method |

| Results               |                       |
|-----------------------|-----------------------|
| Normal Depth          | 10.3 in               |
| Roughness Coefficient | 0.040                 |
| Elevation             | 7,324.83 ft           |
| Elevation Range       | 7,324.0 to 7,342.0 ft |
| Flow Area             | 6.2 ft <sup>2</sup>   |
| Wetted Perimeter      | 14.4 ft               |
| Hydraulic Radius      | 5.1 in                |
| Top Width             | 14.29 ft              |
| Normal Depth          | 10.3 in               |
| Critical Depth        | 11.4 in               |
| Critical Slope        | 0.030 ft/ft           |

## Worksheet for EX\_Reach H5B

---

### Results

---

|                 |               |
|-----------------|---------------|
| Velocity        | 4.71 ft/s     |
| Velocity Head   | 0.34 ft       |
| Specific Energy | 1.21 ft       |
| Froude Number   | 1.265         |
| Flow Type       | Supercritical |

---

---

### GVF Input Data

---

|                  |        |
|------------------|--------|
| Downstream Depth | 0.0 in |
| Length           | 0.0 ft |
| Number Of Steps  | 0      |

---

---

### GVF Output Data

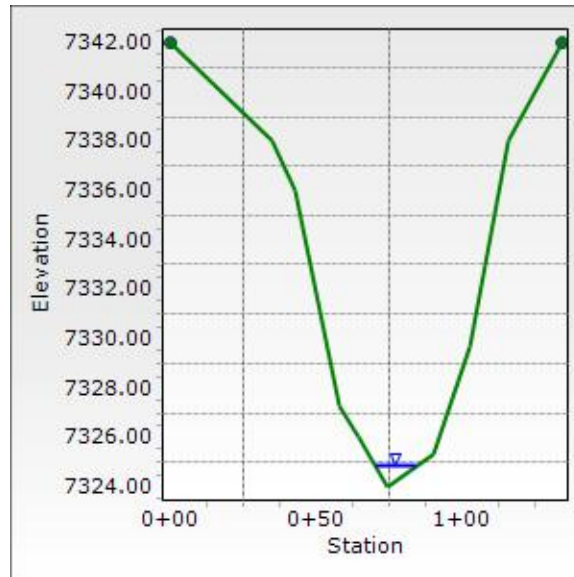
---

|                     |               |
|---------------------|---------------|
| Upstream Depth      | 0.0 in        |
| Profile Description | N/A           |
| Profile Headloss    | 0.00 ft       |
| Downstream Velocity | Infinity ft/s |
| Upstream Velocity   | Infinity ft/s |
| Normal Depth        | 10.3 in       |
| Critical Depth      | 11.4 in       |
| Channel Slope       | 0.050 ft/ft   |
| Critical Slope      | 0.030 ft/ft   |

---

## Cross Section for EX\_Reach H5B

| Project Description |                 |
|---------------------|-----------------|
| Friction Method     | Manning Formula |
| Solve For           | Normal Depth    |
| Input Data          |                 |
| Channel Slope       | 0.050 ft/ft     |
| Normal Depth        | 10.3 in         |
| Discharge           | 29.00 cfs       |



## Worksheet for EX\_Reach H4

| Project Description |              |
|---------------------|--------------|
| Friction Method     | Manning      |
| Solve For           | Formula      |
|                     | Normal Depth |
| Input Data          |              |
| Channel Slope       | 0.068 ft/ft  |
| Discharge           | 16.91 cfs    |

### Section Definitions

| Station<br>(ft) | Elevation<br>(ft) |
|-----------------|-------------------|
| 0+36            | 7,357.99          |
| 0+66            | 7,353.99          |
| 0+82            | 7,343.34          |
| 0+86            | 7,341.99          |
| 0+92            | 7,340.90          |
| 1+01            | 7,342.10          |
| 1+05            | 7,344.37          |
| 1+16            | 7,355.99          |
| 1+20            | 7,357.99          |

### Roughness Segment Definitions

| Start Station    | Ending Station   | Roughness Coefficient |
|------------------|------------------|-----------------------|
| (0+36, 7,357.99) | (1+20, 7,357.99) | 0.040                 |

### Options

|                                   |                     |
|-----------------------------------|---------------------|
| Current Roughness Weighted Method | Pavlovskii's Method |
| Open Channel Weighting Method     | Pavlovskii's Method |
| Closed Channel Weighting Method   | Pavlovskii's Method |

### Results

|                       |                       |
|-----------------------|-----------------------|
| Normal Depth          | 8.8 in                |
| Roughness Coefficient | 0.040                 |
| Elevation             | 7,341.64 ft           |
| Elevation Range       | 7,340.9 to 7,358.0 ft |
| Flow Area             | 3.4 ft <sup>2</sup>   |
| Wetted Perimeter      | 9.4 ft                |
| Hydraulic Radius      | 4.4 in                |
| Top Width             | 9.29 ft               |
| Normal Depth          | 8.8 in                |
| Critical Depth        | 10.2 in               |
| Critical Slope        | 0.032 ft/ft           |
| Velocity              | 4.94 ft/s             |

## Worksheet for EX\_Reach H4

---

### Results

---

|                 |               |
|-----------------|---------------|
| Velocity Head   | 0.38 ft       |
| Specific Energy | 1.12 ft       |
| Froude Number   | 1.434         |
| Flow Type       | Supercritical |

---

---

### GVF Input Data

---

|                  |        |
|------------------|--------|
| Downstream Depth | 0.0 in |
| Length           | 0.0 ft |
| Number Of Steps  | 0      |

---

---

### GVF Output Data

---

|                     |               |
|---------------------|---------------|
| Upstream Depth      | 0.0 in        |
| Profile Description | N/A           |
| Profile Headloss    | 0.00 ft       |
| Downstream Velocity | Infinity ft/s |
| Upstream Velocity   | Infinity ft/s |
| Normal Depth        | 8.8 in        |
| Critical Depth      | 10.2 in       |
| Channel Slope       | 0.068 ft/ft   |
| Critical Slope      | 0.032 ft/ft   |

---

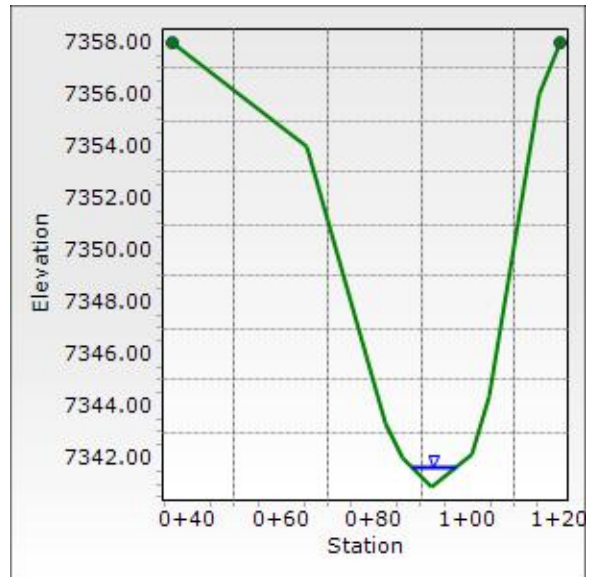


## Cross Section for EX\_Reach H4

| Project Description |              |
|---------------------|--------------|
| Friction Method     | Manning      |
|                     | Formula      |
| Solve For           | Normal Depth |

---

| Input Data    |             |
|---------------|-------------|
| Channel Slope | 0.068 ft/ft |
| Normal Depth  | 8.8 in      |
| Discharge     | 16.91 cfs   |



## Worksheet for PROP\_Reach H3B

| Project Description |                 |
|---------------------|-----------------|
| Friction Method     | Manning Formula |
| Solve For           | Normal Depth    |
| Input Data          |                 |
| Channel Slope       | 0.042 ft/ft     |
| Discharge           | 12.00 cfs       |

### Section Definitions

| Station (ft) | Elevation (ft) |
|--------------|----------------|
| 0+60         | 7,374.12       |
| 0+66         | 7,372.11       |
| 0+76         | 7,374.63       |

### Roughness Segment Definitions

| Start Station    | Ending Station   | Roughness Coefficient |
|------------------|------------------|-----------------------|
| (0+60, 7,374.12) | (0+76, 7,374.63) | 0.040                 |

| Options                           |                     |
|-----------------------------------|---------------------|
| Current Roughness Weighted Method | Pavlovskii's Method |
| Open Channel Weighting Method     | Pavlovskii's Method |
| Closed Channel Weighting Method   | Pavlovskii's Method |

| Results               |                       |
|-----------------------|-----------------------|
| Normal Depth          | 10.7 in               |
| Roughness Coefficient | 0.040                 |
| Elevation             | 7,373.00 ft           |
| Elevation Range       | 7,372.1 to 7,374.6 ft |
| Flow Area             | 2.8 ft <sup>2</sup>   |
| Wetted Perimeter      | 6.5 ft                |
| Hydraulic Radius      | 5.1 in                |
| Top Width             | 6.24 ft               |
| Normal Depth          | 10.7 in               |
| Critical Depth        | 11.3 in               |
| Critical Slope        | 0.032 ft/ft           |
| Velocity              | 4.32 ft/s             |
| Velocity Head         | 0.29 ft               |
| Specific Energy       | 1.18 ft               |
| Froude Number         | 1.142                 |
| Flow Type             | Supercritical         |

| GVF Input Data |
|----------------|
|----------------|

## Worksheet for PROP\_Reach H3B

---

### GVF Input Data

---

|                  |        |
|------------------|--------|
| Downstream Depth | 0.0 in |
| Length           | 0.0 ft |
| Number Of Steps  | 0      |

---

---

### GVF Output Data

---

|                     |               |
|---------------------|---------------|
| Upstream Depth      | 0.0 in        |
| Profile Description | N/A           |
| Profile Headloss    | 0.00 ft       |
| Downstream Velocity | Infinity ft/s |
| Upstream Velocity   | Infinity ft/s |
| Normal Depth        | 10.7 in       |
| Critical Depth      | 11.3 in       |
| Channel Slope       | 0.042 ft/ft   |
| Critical Slope      | 0.032 ft/ft   |

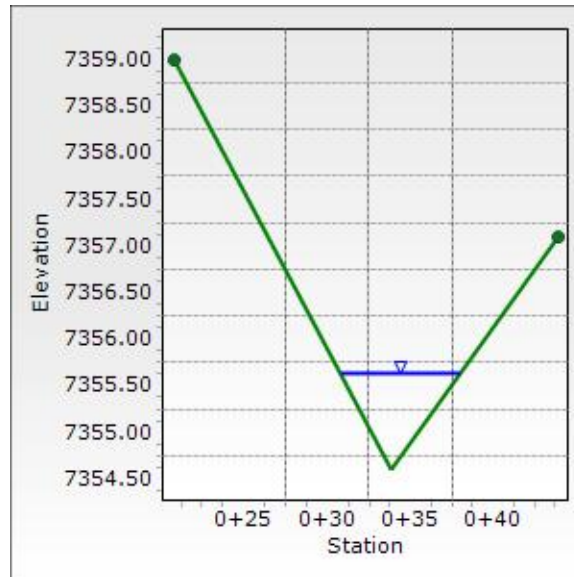
---

## Cross Section for PROP\_Reach H3B

| Project Description |              |
|---------------------|--------------|
| Friction Method     | Manning      |
|                     | Formula      |
| Solve For           | Normal Depth |

---

| Input Data    |             |
|---------------|-------------|
| Channel Slope | 0.042 ft/ft |
| Normal Depth  | 12.2 in     |
| Discharge     | 17.20 cfs   |



## Worksheet for Prop\_Reach H1-A

| Project Description |                 |
|---------------------|-----------------|
| Friction Method     | Manning Formula |
| Solve For           | Normal Depth    |
| Input Data          |                 |
| Channel Slope       | 0.013 ft/ft     |
| Discharge           | 106.60 cfs      |

### Section Definitions

| Station (ft) | Elevation (ft) |
|--------------|----------------|
| 0+00         | 7,363.31       |
| 1+08         | 7,331.99       |
| 1+16         | 7,331.15       |
| 1+24         | 7,331.66       |
| 2+75         | 7,360.00       |

### Roughness Segment Definitions

| Start Station    | Ending Station   | Roughness Coefficient |
|------------------|------------------|-----------------------|
| (0+00, 7,363.31) | (2+75, 7,360.00) | 0.040                 |

| Options                           |                     |
|-----------------------------------|---------------------|
| Current Roughness Weighted Method | Pavlovskii's Method |
| Open Channel Weighting Method     | Pavlovskii's Method |
| Closed Channel Weighting Method   | Pavlovskii's Method |

| Results               |                       |
|-----------------------|-----------------------|
| Normal Depth          | 19.3 in               |
| Roughness Coefficient | 0.040                 |
| Elevation             | 7,332.76 ft           |
| Elevation Range       | 7,331.2 to 7,363.3 ft |
| Flow Area             | 25.2 ft <sup>2</sup>  |
| Wetted Perimeter      | 25.3 ft               |
| Hydraulic Radius      | 12.0 in               |
| Top Width             | 24.99 ft              |
| Normal Depth          | 19.3 in               |
| Critical Depth        | 16.8 in               |
| Critical Slope        | 0.025 ft/ft           |
| Velocity              | 4.23 ft/s             |
| Velocity Head         | 0.28 ft               |
| Specific Energy       | 1.89 ft               |
| Froude Number         | 0.743                 |
| Flow Type             | Subcritical           |

## Worksheet for Prop\_Reach H1-A

---

### GVF Input Data

---

|                  |        |
|------------------|--------|
| Downstream Depth | 0.0 in |
| Length           | 0.0 ft |
| Number Of Steps  | 0      |

---

---

### GVF Output Data

---

|                     |               |
|---------------------|---------------|
| Upstream Depth      | 0.0 in        |
| Profile Description | N/A           |
| Profile Headloss    | 0.00 ft       |
| Downstream Velocity | Infinity ft/s |
| Upstream Velocity   | Infinity ft/s |
| Normal Depth        | 19.3 in       |
| Critical Depth      | 16.8 in       |
| Channel Slope       | 0.013 ft/ft   |
| Critical Slope      | 0.025 ft/ft   |

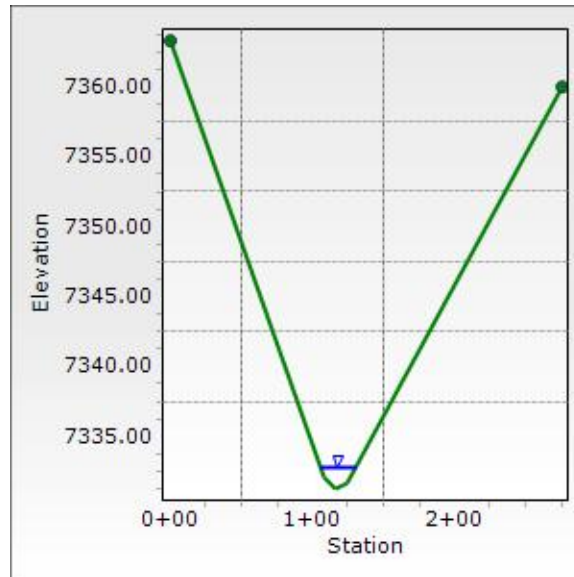
---

## Cross Section for Prop\_Reach H1-A

| Project Description |              |
|---------------------|--------------|
| Friction Method     | Manning      |
|                     | Formula      |
| Solve For           | Normal Depth |

---

| Input Data    |             |
|---------------|-------------|
| Channel Slope | 0.013 ft/ft |
| Normal Depth  | 19.3 in     |
| Discharge     | 106.60 cfs  |



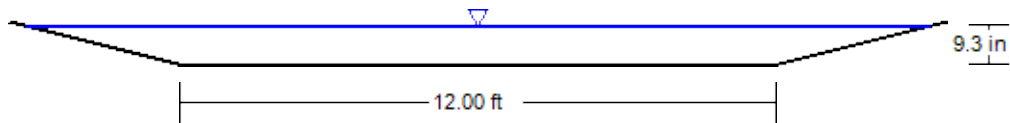
## Worksheet for Prop\_Reach H3

|                            |                      |
|----------------------------|----------------------|
| <b>Project Description</b> |                      |
| Friction Method            | Manning              |
| Solve For                  | Formula              |
|                            | Normal Depth         |
| <b>Input Data</b>          |                      |
| Roughness Coefficient      | 0.040                |
| Channel Slope              | 0.032 ft/ft          |
| Left Side Slope            | 4.000 H:V            |
| Right Side Slope           | 4.000 H:V            |
| Bottom Width               | 12.00 ft             |
| Discharge                  | 57.80 cfs            |
| <b>Results</b>             |                      |
| Normal Depth               | 9.3 in               |
| Flow Area                  | 11.7 ft <sup>2</sup> |
| Wetted Perimeter           | 18.4 ft              |
| Hydraulic Radius           | 7.7 in               |
| Top Width                  | 18.22 ft             |
| Critical Depth             | 9.8 in               |
| Critical Slope             | 0.027 ft/ft          |
| Velocity                   | 4.92 ft/s            |
| Velocity Head              | 0.38 ft              |
| Specific Energy            | 1.15 ft              |
| Froude Number              | 1.081                |
| Flow Type                  | Supercritical        |
| <b>GVF Input Data</b>      |                      |
| Downstream Depth           | 0.0 in               |
| Length                     | 0.0 ft               |
| Number Of Steps            | 0                    |
| <b>GVF Output Data</b>     |                      |
| Upstream Depth             | 0.0 in               |
| Profile Description        | N/A                  |
| Profile Headloss           | 0.00 ft              |
| Downstream Velocity        | Infinity ft/s        |
| Upstream Velocity          | Infinity ft/s        |
| Normal Depth               | 9.3 in               |
| Critical Depth             | 9.8 in               |
| Channel Slope              | 0.032 ft/ft          |
| Critical Slope             | 0.027 ft/ft          |



## Cross Section for Prop\_Reach H3

| Project Description   |              |
|-----------------------|--------------|
| Friction Method       | Manning      |
| Solve For             | Formula      |
|                       | Normal Depth |
| Input Data            |              |
| Roughness Coefficient | 0.040        |
| Channel Slope         | 0.032 ft/ft  |
| Normal Depth          | 9.3 in       |
| Left Side Slope       | 4.000 H:V    |
| Right Side Slope      | 4.000 H:V    |
| Bottom Width          | 12.00 ft     |
| Discharge             | 57.80 cfs    |



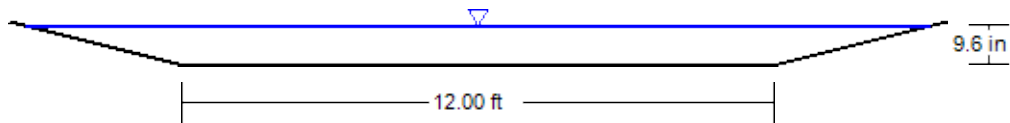
V: 1  
H: 1

## Worksheet for Prop\_Reach H1-B

|                            |                      |
|----------------------------|----------------------|
| <b>Project Description</b> |                      |
| Friction Method            | Manning              |
| Solve For                  | Formula              |
|                            | Normal Depth         |
| <b>Input Data</b>          |                      |
| Roughness Coefficient      | 0.040                |
| Channel Slope              | 0.025 ft/ft          |
| Left Side Slope            | 4.000 H:V            |
| Right Side Slope           | 4.000 H:V            |
| Bottom Width               | 12.00 ft             |
| Discharge                  | 54.30 cfs            |
| <b>Results</b>             |                      |
| Normal Depth               | 9.6 in               |
| Flow Area                  | 12.2 ft <sup>2</sup> |
| Wetted Perimeter           | 18.6 ft              |
| Hydraulic Radius           | 7.9 in               |
| Top Width                  | 18.43 ft             |
| Critical Depth             | 9.4 in               |
| Critical Slope             | 0.027 ft/ft          |
| Velocity                   | 4.44 ft/s            |
| Velocity Head              | 0.31 ft              |
| Specific Energy            | 1.11 ft              |
| Froude Number              | 0.960                |
| Flow Type                  | Subcritical          |
| <b>GVF Input Data</b>      |                      |
| Downstream Depth           | 0.0 in               |
| Length                     | 0.0 ft               |
| Number Of Steps            | 0                    |
| <b>GVF Output Data</b>     |                      |
| Upstream Depth             | 0.0 in               |
| Profile Description        | N/A                  |
| Profile Headloss           | 0.00 ft              |
| Downstream Velocity        | 0.00 ft/s            |
| Upstream Velocity          | 0.00 ft/s            |
| Normal Depth               | 9.6 in               |
| Critical Depth             | 9.4 in               |
| Channel Slope              | 0.025 ft/ft          |
| Critical Slope             | 0.027 ft/ft          |

## Cross Section for Prop\_Reach H1-B

| Project Description   |              |
|-----------------------|--------------|
| Friction Method       | Manning      |
|                       | Formula      |
| Solve For             | Normal Depth |
| Input Data            |              |
| Roughness Coefficient | 0.040        |
| Channel Slope         | 0.025 ft/ft  |
| Normal Depth          | 9.6 in       |
| Left Side Slope       | 4.000 H:V    |
| Right Side Slope      | 4.000 H:V    |
| Bottom Width          | 12.00 ft     |
| Discharge             | 54.30 cfs    |



V: 1  
H: 1

### Temporary Sediment Basin Calculations

| Temporary<br>Sediment<br>Basin ID | MHFD SC-7 Fact Sheet              |  | Tributary Area (ac) | TSB Volume (cf) | TSB Volume (ac-ft) | Proposed Pond<br>Volume @ TSB<br>Location (ac-ft) |
|-----------------------------------|-----------------------------------|--|---------------------|-----------------|--------------------|---|
|                                   | Basin Storage<br>Volume (cf/acre) | Additional Storage<br>Volume (cf/acre) |                     |                 |                    |   |
| WQ1                               | 3600                              | 500                                    | 21.4                | 87740           | 2.01               | 2.05  |
| 1                                 | 3600                              | 500                                    | 27.0                | 110700          | 2.54               | 3.22  |
| 2                                 | 3600                              | 500                                    | 15.0                | 61500           | 1.41               | 3.22  |
| 4                                 | 3600                              | 500                                    | 25.9                | 106190          | 2.44               | 4.76  |
| H5B                               | 3600                              | 500                                    | 10.3                | 42230           | 0.97               | N/A   |

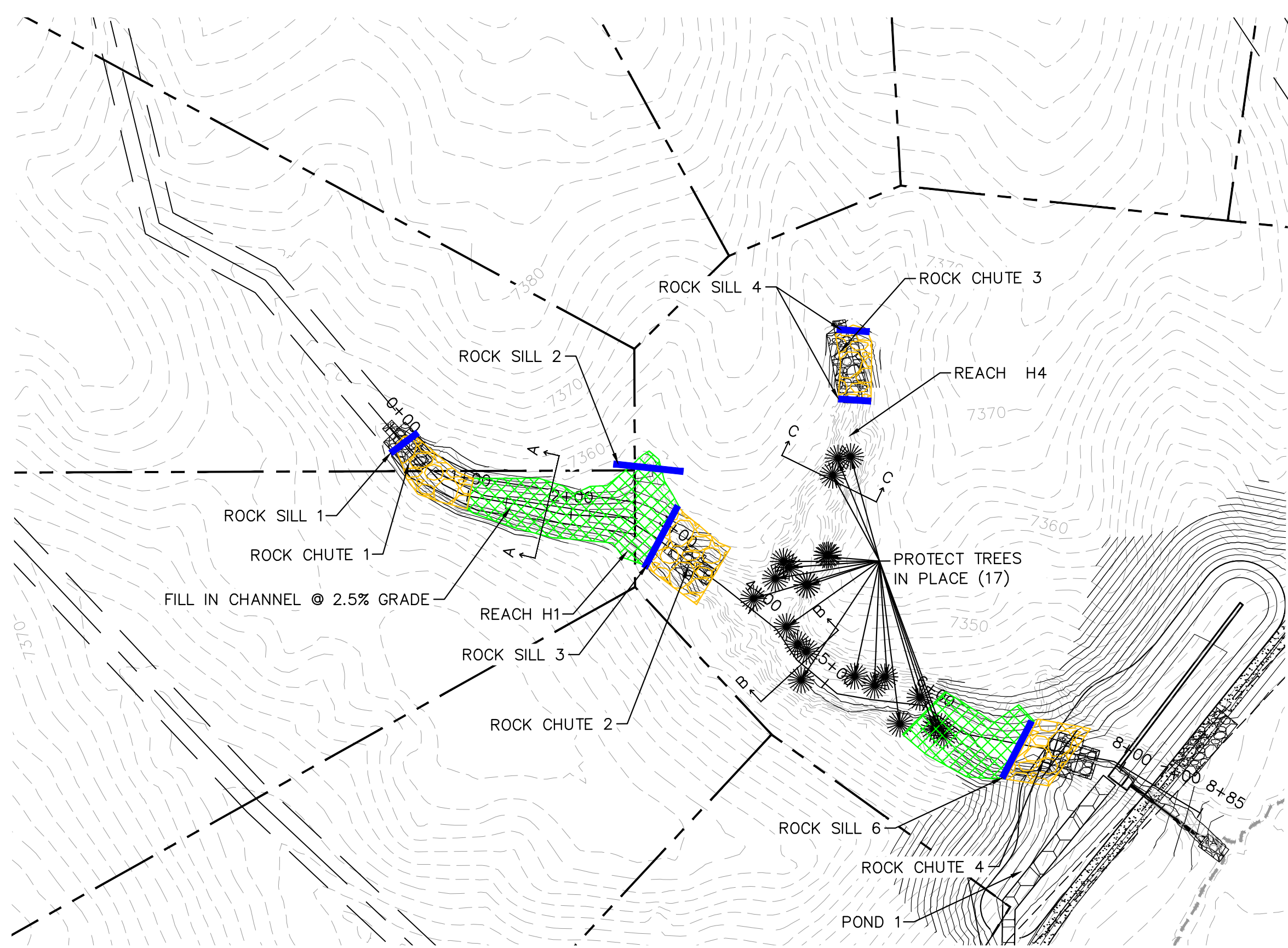
### Permanent Sediment Basin Calculations

| Temporary<br>Sediment<br>Basin ID | MHFD SC-7 Fact Sheet              |  | Tributary Area (ac) | TSB Volume (cf) | TSB Volume (ac-ft) | Proposed Pond<br>Volume @ TSB<br>Location (ac-ft) |
|-----------------------------------|-----------------------------------|--|---------------------|-----------------|--------------------|---|
|                                   | Basin Storage<br>Volume (cf/acre) | Additional Storage<br>Volume (cf/acre) |                     |                 |                    |   |
| H5B                               | 3600                              | 500                                    | 10.3                | 42230           | 0.97               | N/A   |





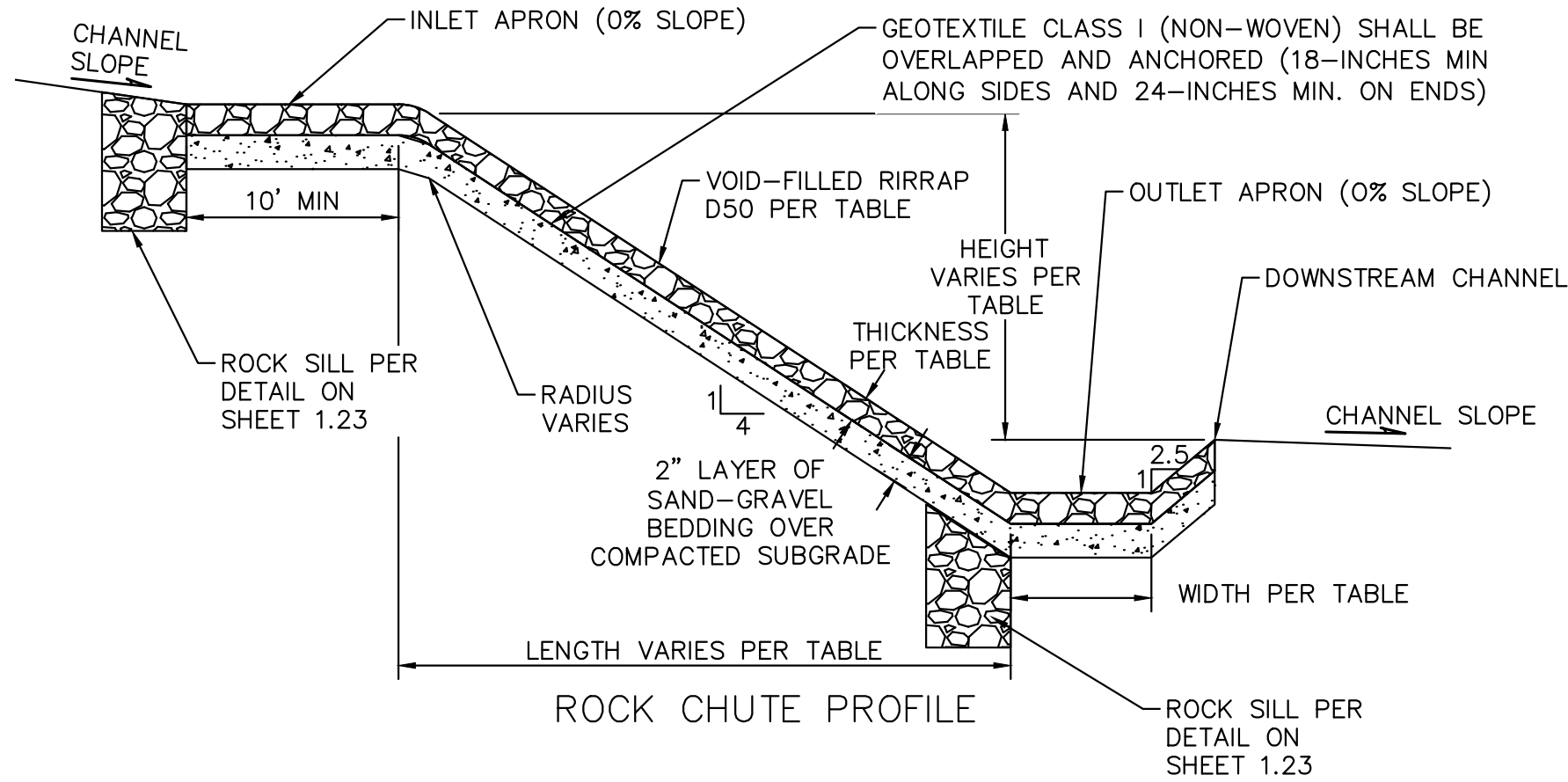
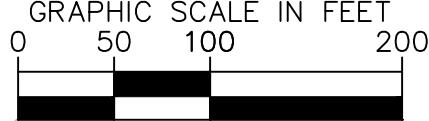
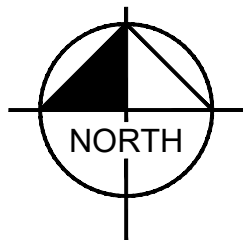
K:\COS\_Civil\196106001\_Winsome Filing No. 3\CADD\PlanSheets\Early Grading Package\EG\_Headcutting\_Exhibit.dwg Kolford, Kevin 9/1/2022 9:09 PM



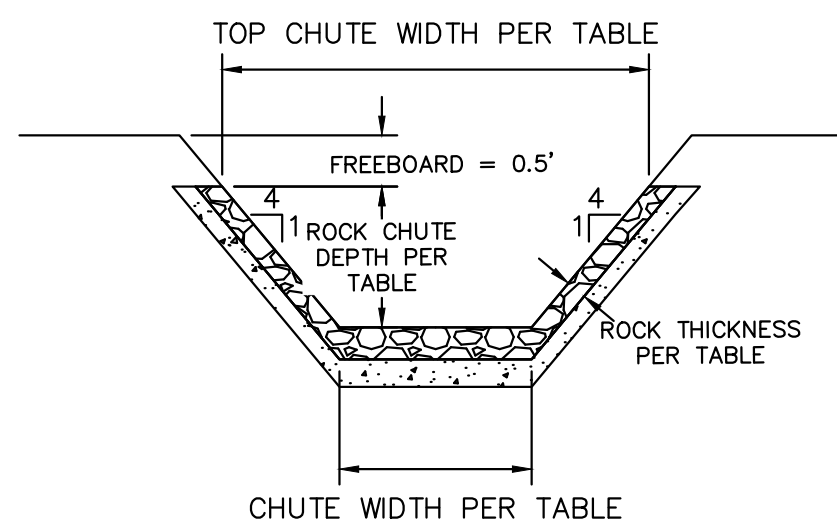
H1 HEADCUTTING MAIN CHANNEL

LEGEND

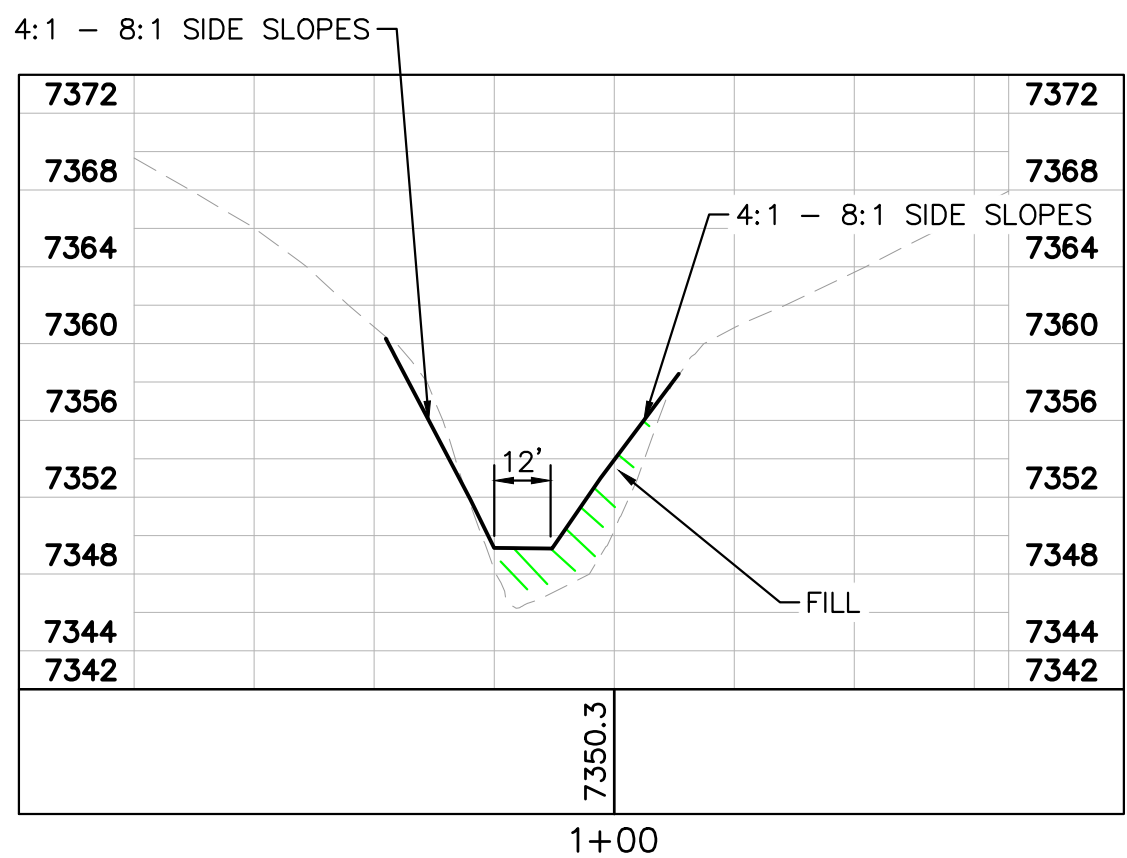
- REGRADE AREA TO VEGETATED SWALE  
VEGETATION W/ EXCEL PP5-12 TURF REINFORCEMENT MAT (TRM) OR APPROVED EQUAL (BIODEGRADABLE)  
SEED MIX: TABLE A-4 RIPARIAN SEED MIX- LOAMY TO CLAY  
SOIL PER MILE HIGH FLOOD DISTRICT OR APPROVED EQUAL  
~2.0% SLOPES
- ROCK CHUTE  
4:1 MAX SLOPES
- ROCK SILL



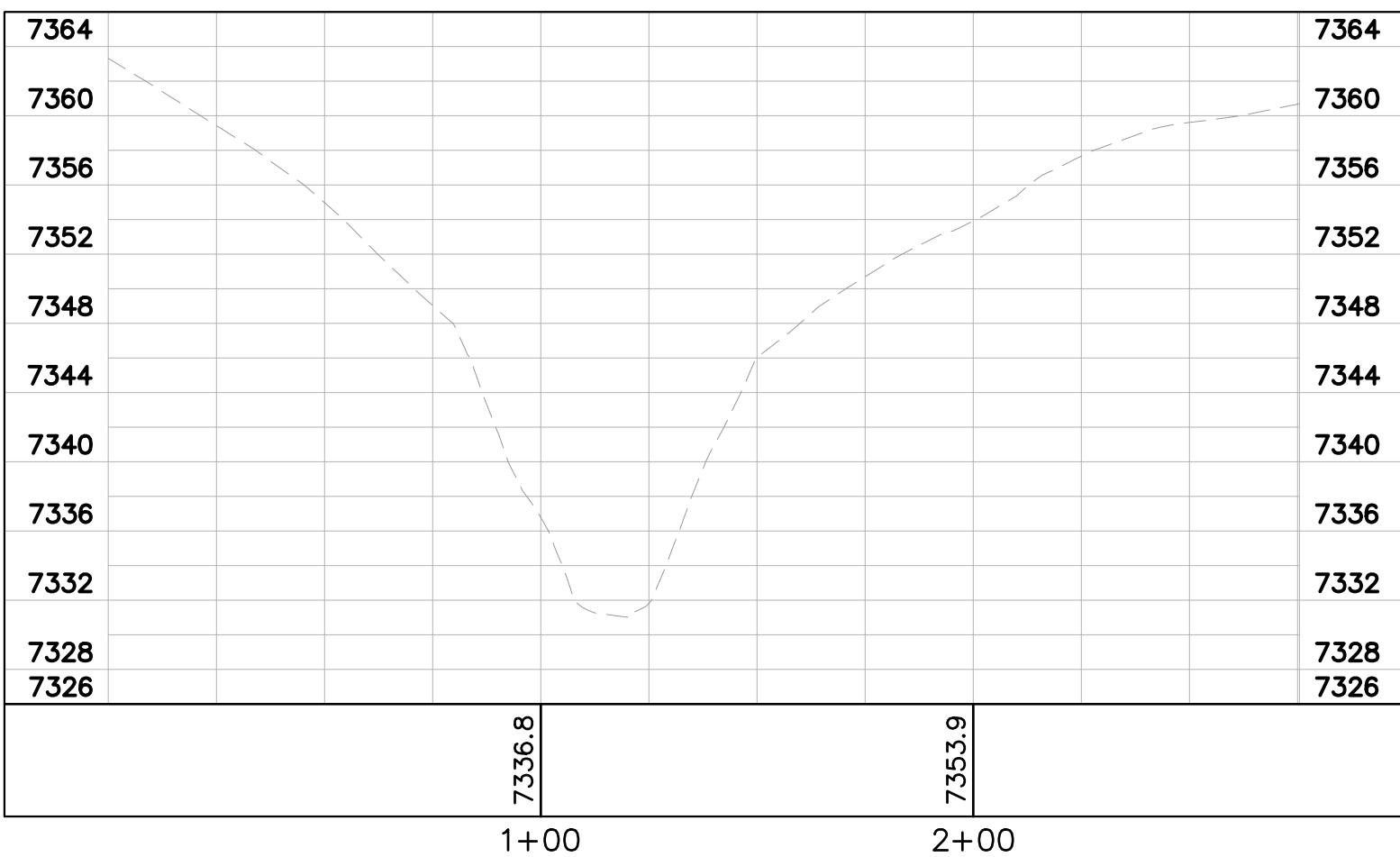
ROCK CHUTE PROFILE



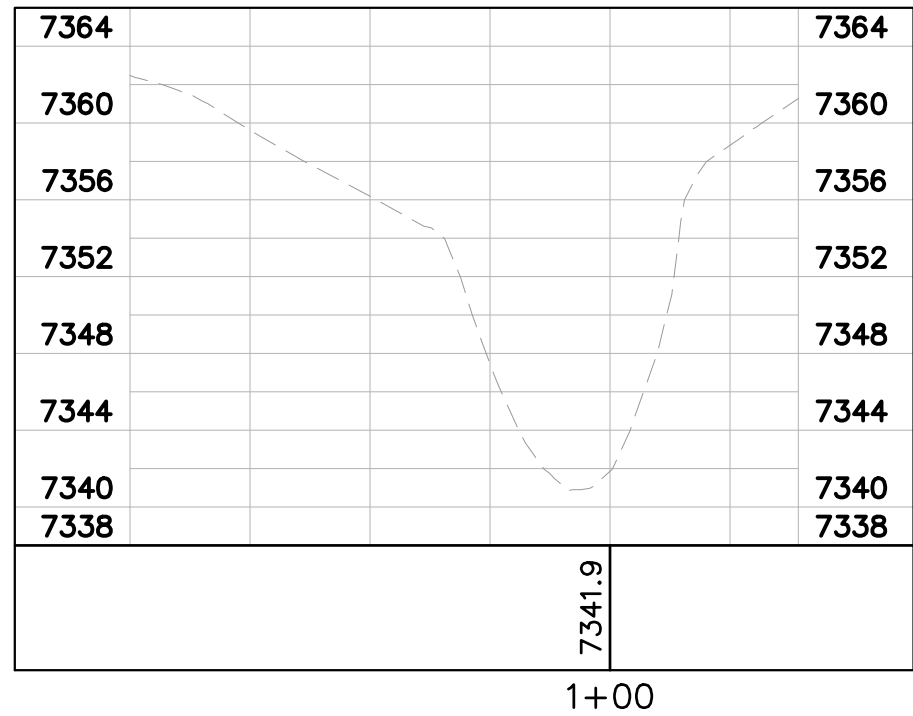
ROCK CHUTE CROSS SECTION



EX. CROSS SECTION A-A



EX CROSS SECTION B-B



EX CROSS SECTION C-C

| Rock Chute ID | Channel Location | Flow (cfs) | Upstream Inlet Apron Length (ft) | Drop (ft) (Inlet Apron to Outlet Apron) | Chute Length (ft) | Downstream Outlet Apron Length (ft) | Chute Width (ft) | D50 (in) | Rock Chute Thickness (in) | Min Rock Chute Depth (ft) | Rock Chute Depth (ft) |
|---------------|------------------|------------|----------------------------------|---|-------------------|-------------------------------------|------------------|----------|---------------------------|---------------------------|-----------------------|
| 1             | H1               | 45         | 10                               | 7                                       | 28                | 14                                  | 12               | 12       | 24                        | 1.09                      | 2.00                  |
| 2             | H1               | 45         | 10                               | 5                                       | 20                | 14                                  | 12               | 12       | 24                        | 1.09                      | 2.00                  |
| 3             | H4               | 17         | 10                               | 13                                      | 52                | 8                                   | 12               | 9        | 18                        | 0.58                      | 2.00                  |
| 5             | H5B              | 29         | 10                               | 8                                       | 32                | 18                                  | 4                | 18       | 36                        | 1.54                      | 2.00                  |
| 7             | H3               | 58         | 10                               | 6                                       | 24                | 15                                  | 12               | 18       | 36                        | 1.27                      | 2.00                  |
| 8             | H3               | 58         | 10                               | 6                                       | 24                | 15                                  | 12               | 18       | 36                        | 1.27                      | 2.00                  |
| 9             | H3               | 58         | 10                               | 6                                       | 24                | 15                                  | 12               | 18       | 36                        | 1.27                      | 2.00                  |
| 10            | H3               | 58         | 10                               | 6                                       | 24                | 15                                  | 12               | 18       | 36                        | 1.27                      | 2.00                  |



**Kimley»Horn**

2021 KIMLEY-HORN AND ASSOCIATES, INC.  
2 North Nevada Avenue Suite 300  
Colorado Springs, Colorado 80903 (719) 453-0180

DESIGNED BY: KRK  
DRAWN BY: JRH  
CHECKED BY: KRK  
DATE: 9/3/2021

WINSOME FILING NO. 3  
EL PASO COUNTY, COLORADO  
CONSTRUCTION DOCUMENTS  
HEADCUTTING EXHIBIT REACH H1

PRELIMINARY  
FOR REVIEW ONLY  
NOT FOR CONSTRUCTION  
**Kimley»Horn**  
Kimley-Horn and Associates, Inc.

PROJECT NO.  
196106001  
SHEET

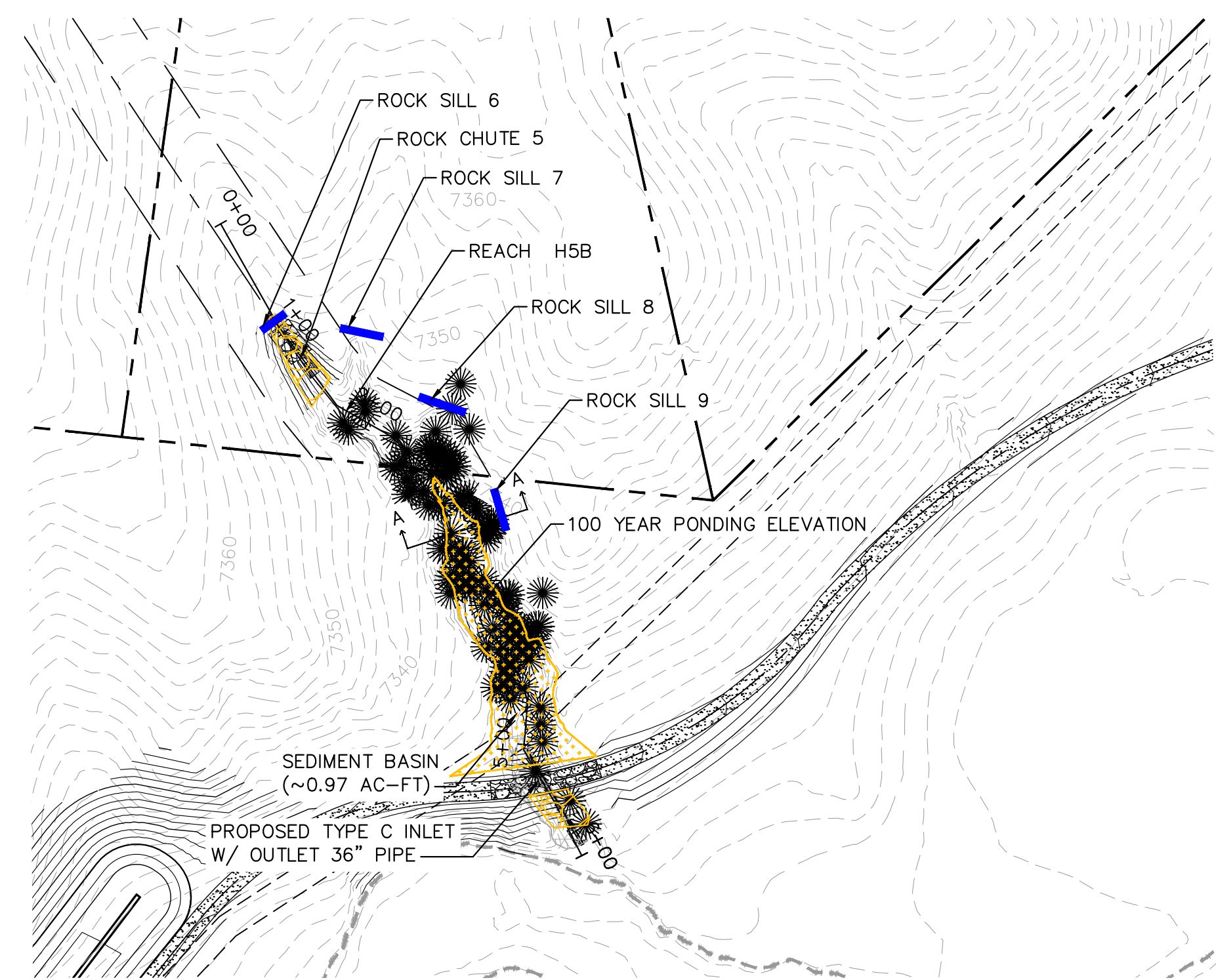
1.19



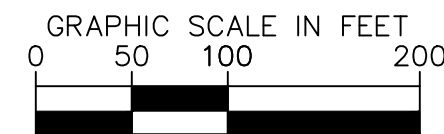
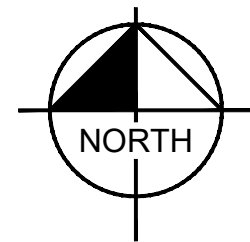




K:\COS\_Civil\196106001\_Winsome Filing No. 3\CADD\PlanSheets\Early Grading Package\EG\_Headcutting\_Exhibit.dwg Kofford, Kevin 9/1/2022 9:09 PM



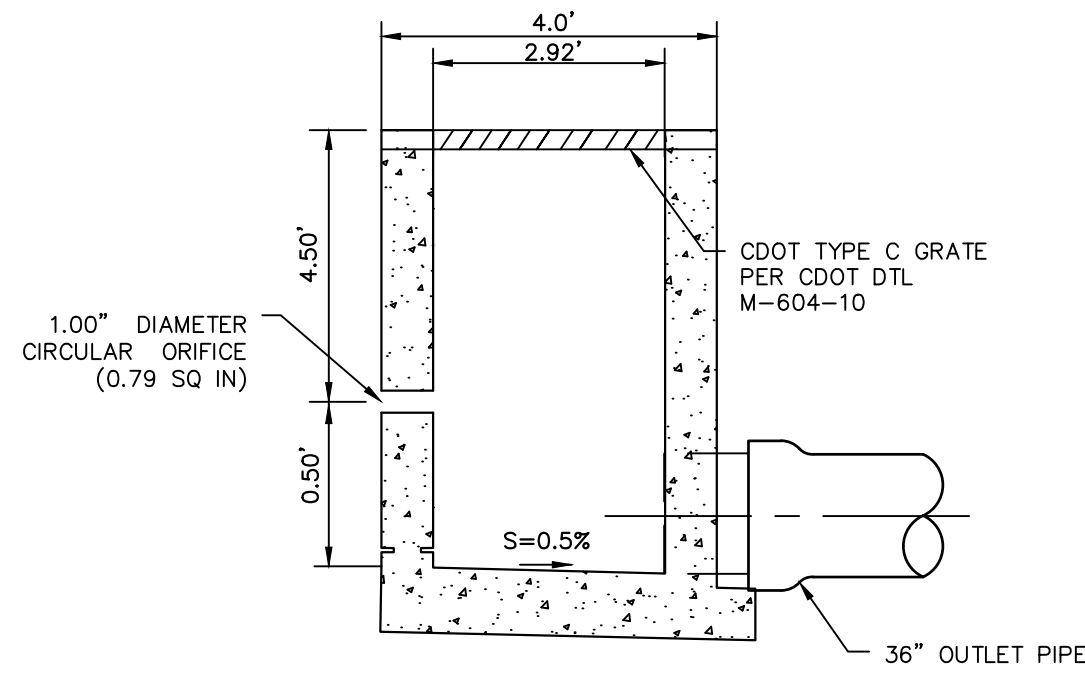
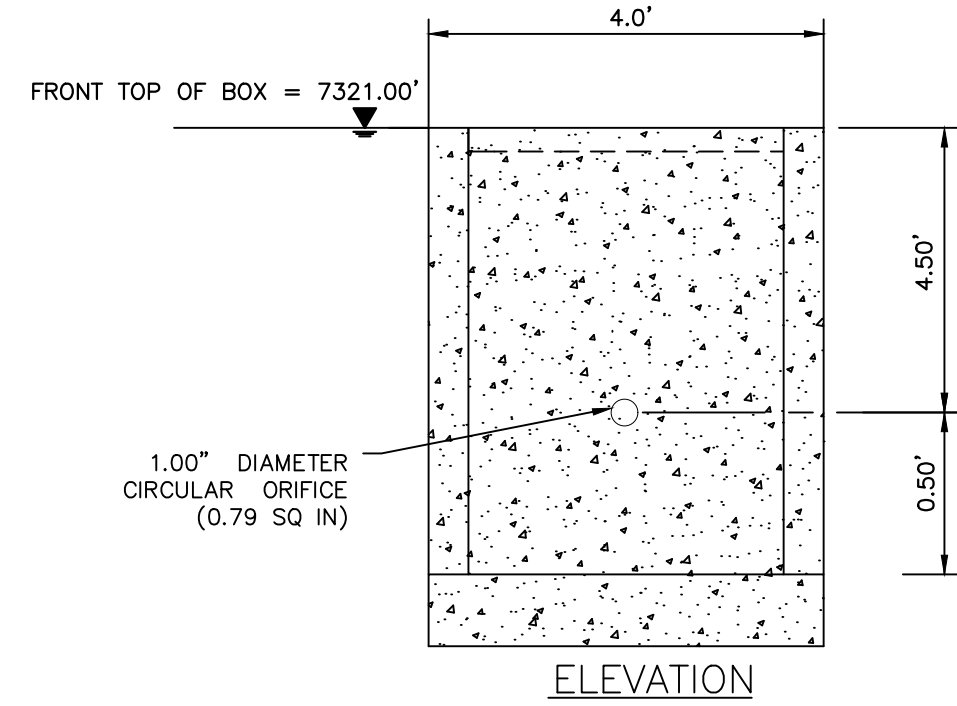
H5B HEADCUTTING MAIN CHANNEL



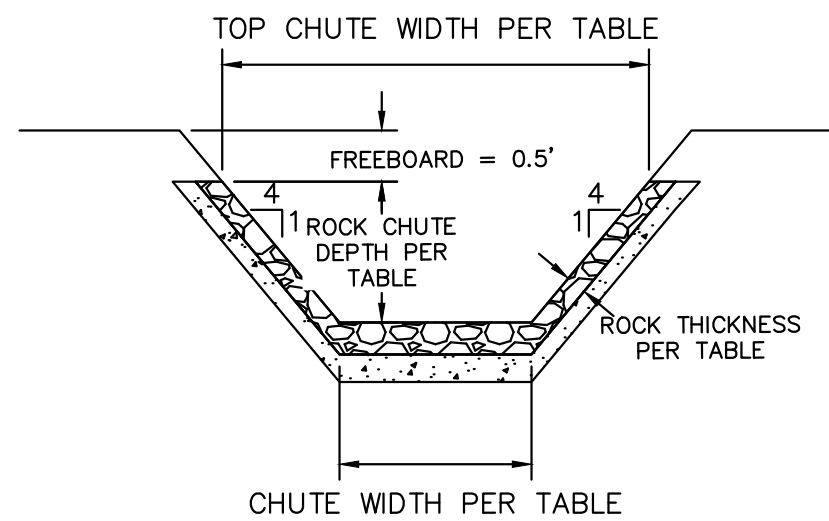
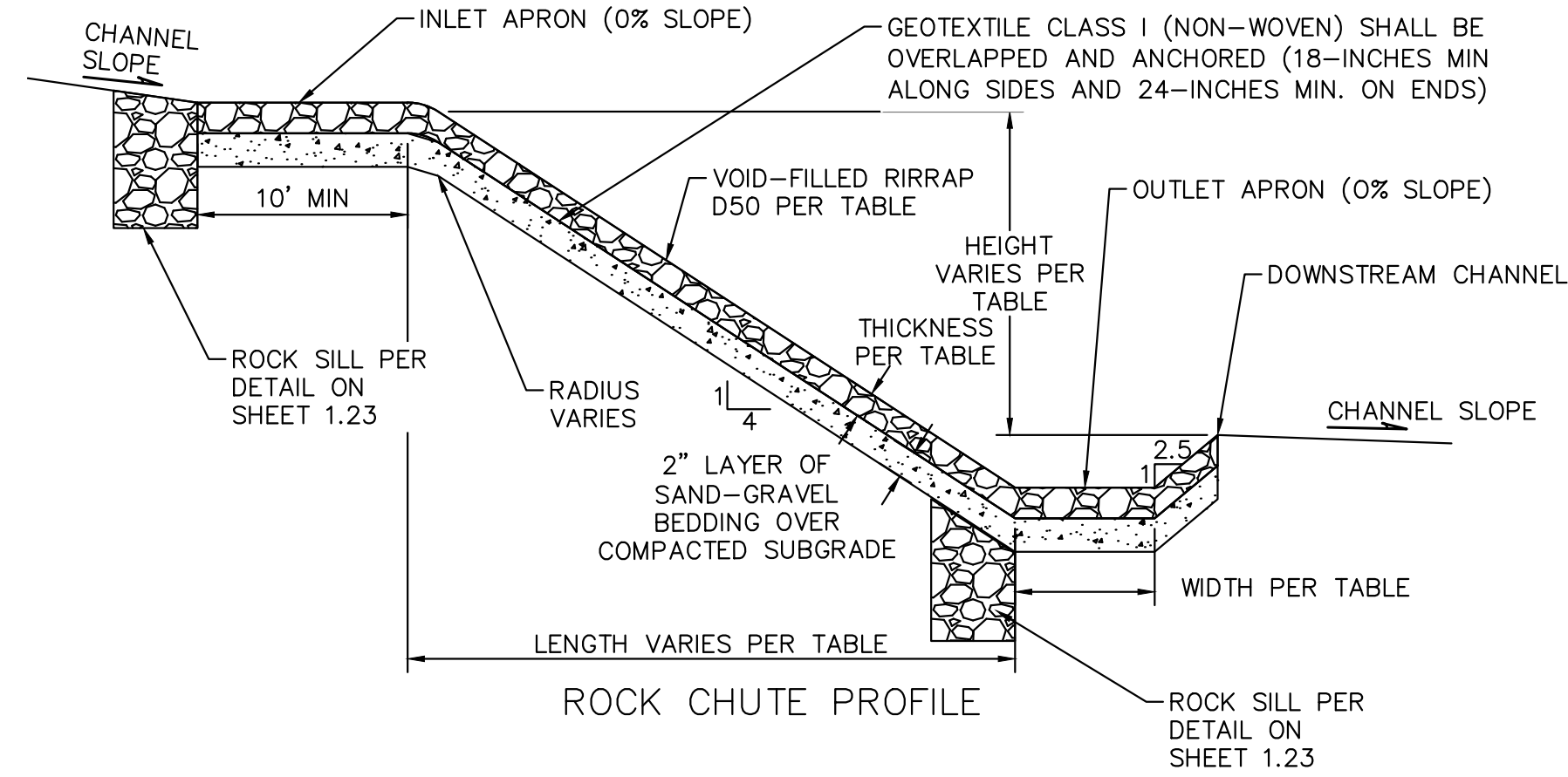
LEGEND

- ROCK CHUTE  
4:1 MAX SLOPES
- ROCK SILL

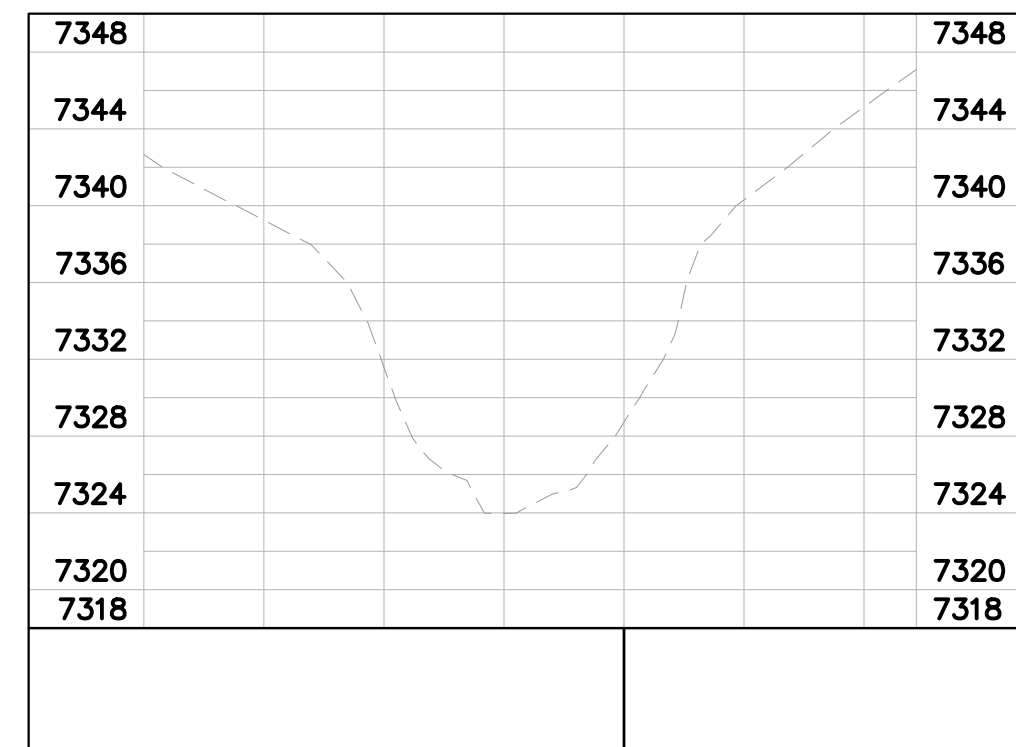
| Rock Chute ID | Channel Location | Flow (cfs) | Upstream Inlet Apron Length (ft) | Drop (ft) (Inlet Apron to Outlet Apron) | Chute Length (ft) | Downstream Outlet Apron Length (ft) | Chute Width (ft) | D50 (in) | Rock Chute Thickness (in) | Min Rock Chute Depth (ft) | Rock Chute Depth (ft) |
|---------------|------------------|------------|----------------------------------|---|-------------------|-------------------------------------|------------------|----------|---------------------------|---------------------------|-----------------------|
| 1             | H1               | 45         | 10                               | 7                                       | 28                | 14                                  | 12               | 12       | 24                        | 1.09                      | 2.00                  |
| 2             | H1               | 45         | 10                               | 5                                       | 20                | 14                                  | 12               | 12       | 24                        | 1.09                      | 2.00                  |
| 3             | H4               | 17         | 10                               | 13                                      | 52                | 8                                   | 12               | 9        | 18                        | 0.58                      | 2.00                  |
| 5             | H5B              | 29         | 10                               | 8                                       | 32                | 18                                  | 4                | 18       | 36                        | 1.54                      | 2.00                  |
| 7             | H3               | 58         | 10                               | 6                                       | 24                | 15                                  | 12               | 18       | 36                        | 1.27                      | 2.00                  |
| 8             | H3               | 58         | 10                               | 6                                       | 24                | 15                                  | 12               | 18       | 36                        | 1.27                      | 2.00                  |
| 9             | H3               | 58         | 10                               | 6                                       | 24                | 15                                  | 12               | 18       | 36                        | 1.27                      | 2.00                  |
| 10            | H3               | 58         | 10                               | 6                                       | 24                | 15                                  | 12               | 18       | 36                        | 1.27                      | 2.00                  |



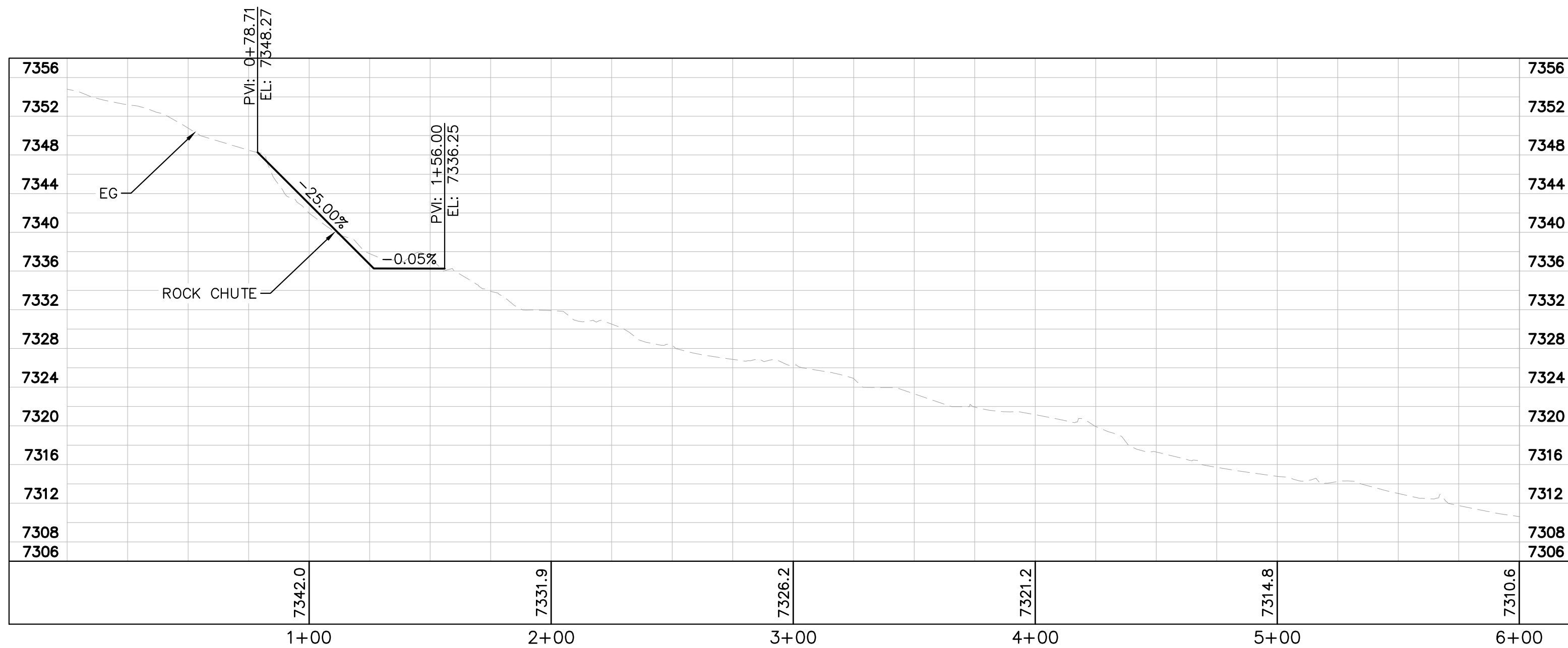
MODIFIED TYPE C INLET



ROCK CHUTE CROSS SECTION



CROSS SECTION A-A



REACH H5B CENTERLINE PROFILE



Know what's below.  
Call before you dig.



**Kimley»Horn**

2021 KIMLEY-HORN AND ASSOCIATES, INC.  
2 North Nevada Avenue Suite 300  
Colorado Springs, Colorado 80903 (719) 453-0180

DESIGNED BY: KRK  
DRAWN BY: JRH  
CHECKED BY: KRK  
DATE: 9/3/2021

WINSOME FILING NO. 3  
EL PASO COUNTY, COLORADO  
CONSTRUCTION DOCUMENTS  
HEADCUTTING EXHIBIT REACH H5B

PRELIMINARY  
FOR REVIEW ONLY  
NOT FOR CONSTRUCTION  
**Kimley»Horn**  
Kimley-Horn and Associates, Inc.

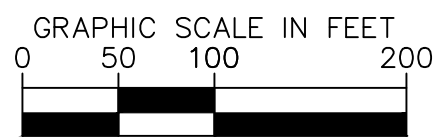
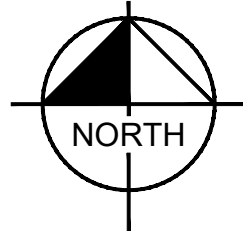
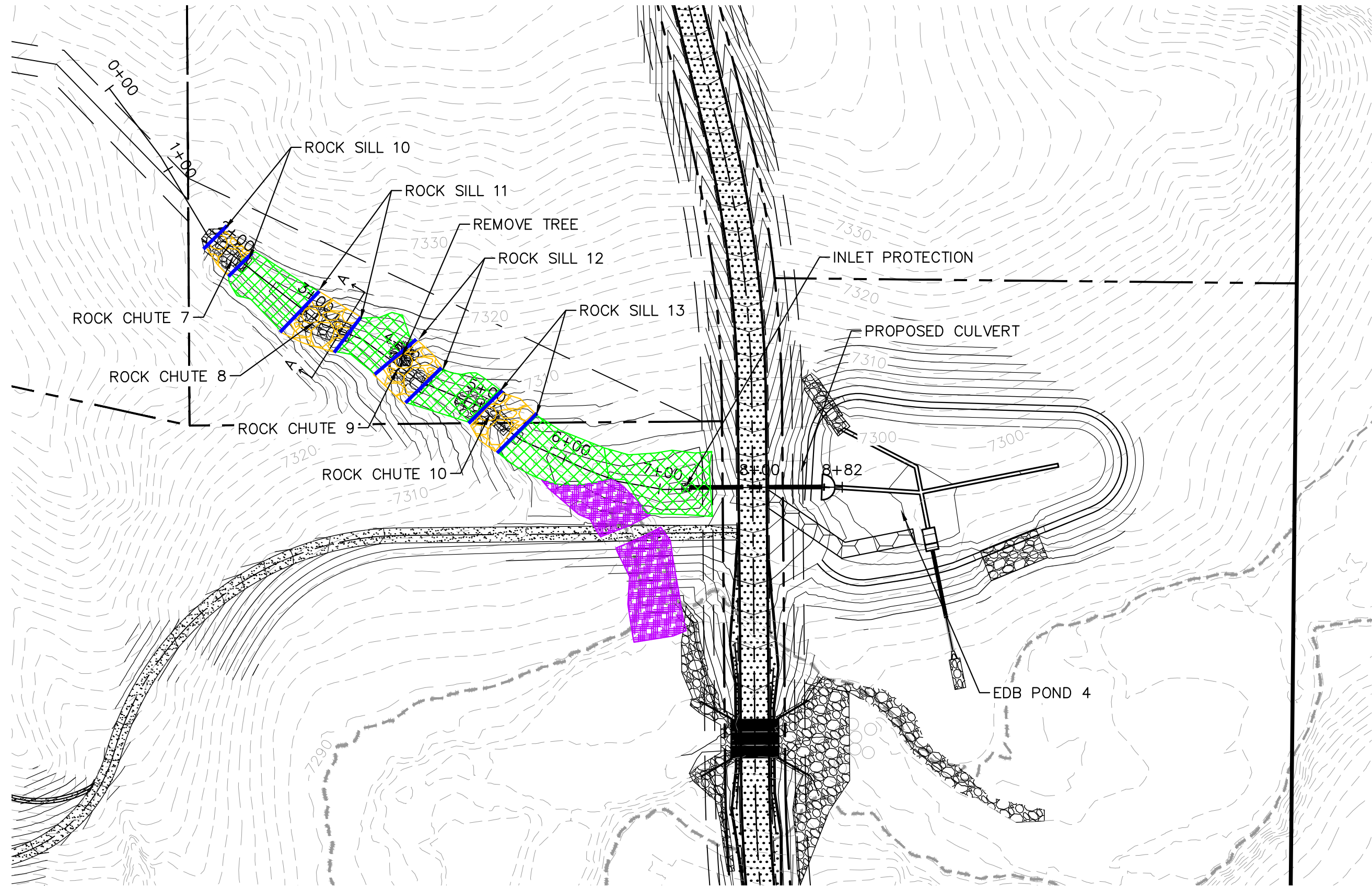
PROJECT NO.  
196106001

SHEET

1.21



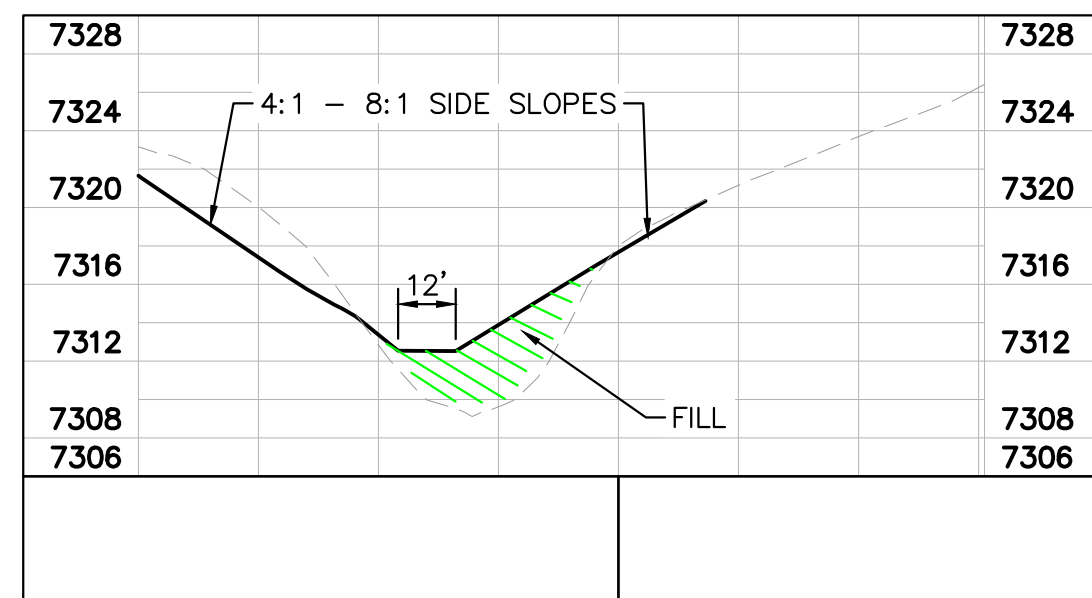
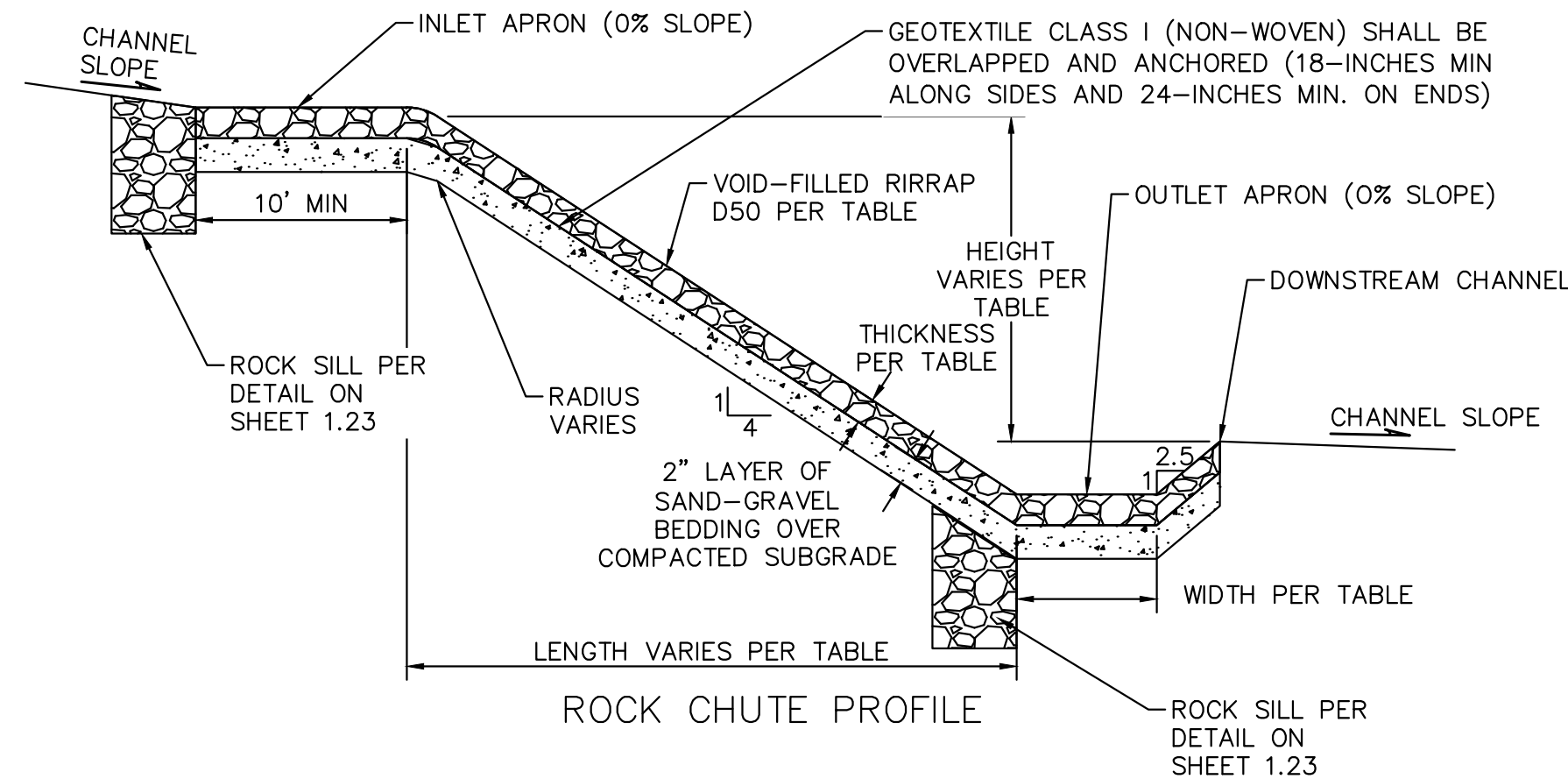
K:\COS\_Civil\196106001\_Winsome Filing No. 3\CADD\PlanSheets\Early Grading Package\EG\_Headcutting\_Exhibit.dwg Kofford, Kevin 9/1/2022 9:10 PM



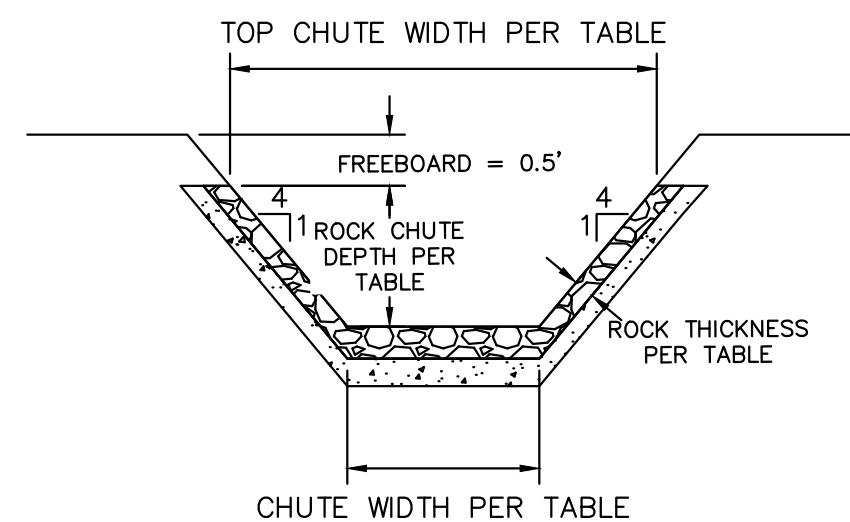
H3 HEADCUTTING MAIN CHANNEL

LEGEND

- TURF REINFORCEMENT MATTING (TRM) OR ROCK RIPRAP PROTECTED CHANNEL 10%-16% SLOPES
- RIPRAP GRADE CONTROL STRUCTURE 2'-4' DROP AT 4:1
- REGRADE AREA TO VEGETATED SWALE VEGETATION W/ EXCEL PP5-12 TURF REINFORCEMENT MAT (TRM) OR APPROVED EQUAL (BIODEGRADABLE) ~2.0% SLOPES
- ROCK CHUTE 4:1 MAX SLOPES
- ROCK SILL
- CHANNEL PLUG/ BACKFILL ABANDONED CHANNEL

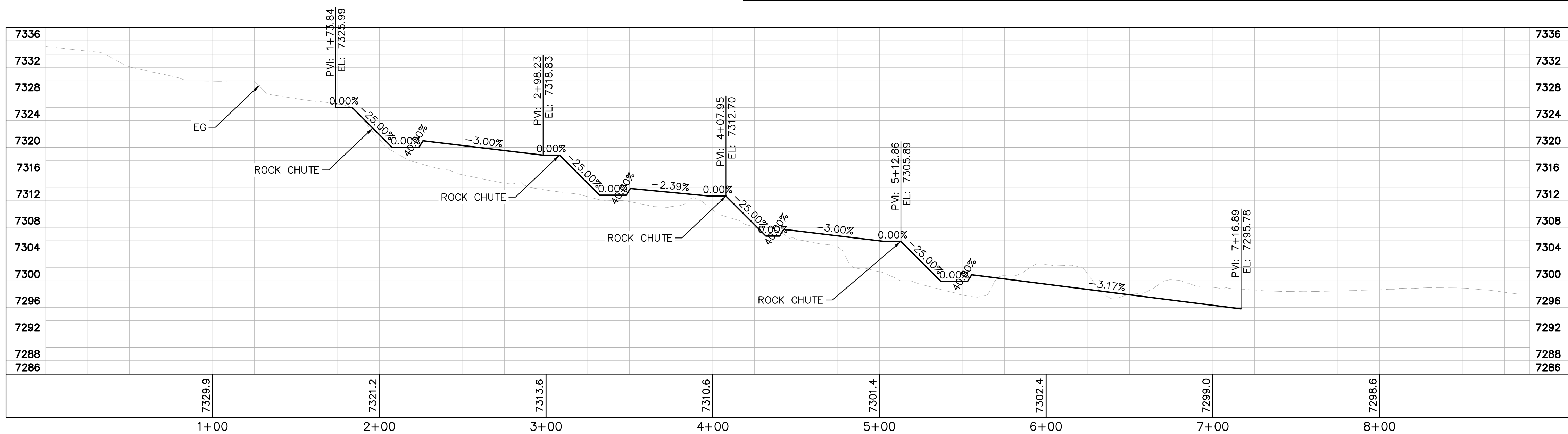


CROSS SECTION A-A



ROCK CHUTE CROSS SECTION

| Rock Chute ID | Channel Location | Flow (cfs) | Upstream Inlet Apron Length (ft) | Drop (ft) (Inlet Apron to Outlet Apron) | Chute Length (ft) | Downstream Outlet Apron Length (ft) | Chute Width (ft) | D50 (in) | Rock Chute Thickness (in) | Min Rock Chute Depth (ft) | Rock Chute Depth (ft) |
|---------------|------------------|------------|----------------------------------|---|-------------------|-------------------------------------|------------------|----------|---------------------------|---------------------------|-----------------------|
| 1 H1          |                  | 45         | 10                               | 7                                       | 28                | 14                                  | 12               | 12       | 24                        | 1.09                      | 2.00                  |
| 2 H1          |                  | 45         | 10                               | 5                                       | 20                | 14                                  | 12               | 12       | 24                        | 1.09                      | 2.00                  |
| 3 H4          |                  | 17         | 10                               | 13                                      | 52                | 8                                   | 12               | 9        | 18                        | 0.58                      | 2.00                  |
| 5 H5B         |                  | 29         | 10                               | 8                                       | 32                | 18                                  | 4                | 18       | 36                        | 1.54                      | 2.00                  |
| 7 H3          |                  | 58         | 10                               | 6                                       | 24                | 15                                  | 12               | 18       | 36                        | 1.27                      | 2.00                  |
| 8 H3          |                  | 58         | 10                               | 6                                       | 24                | 15                                  | 12               | 18       | 36                        | 1.27                      | 2.00                  |
| 9 H3          |                  | 58         | 10                               | 6                                       | 24                | 15                                  | 12               | 18       | 36                        | 1.27                      | 2.00                  |
| 10 H3         |                  | 58         | 10                               | 6                                       | 24                | 15                                  | 12               | 18       | 36                        | 1.27                      | 2.00                  |



REACH H3 CENTERLINE PROFILE



Know what's below.  
Call before you dig.



**Kimley»Horn**

2021 KIMLEY-HORN AND ASSOCIATES, INC.  
2 North Nevada Avenue Suite 300  
Colorado Springs, Colorado 80903 (719) 453-0180

DESIGNED BY: KRK  
DRAWN BY: JHR  
CHECKED BY: KRK  
DATE: 9/3/2021

WINSOME FILING NO. 3  
EL PASO COUNTY, COLORADO  
CONSTRUCTION DOCUMENTS  
HEADCUTTING EXHIBIT REACH H3

PRELIMINARY  
FOR REVIEW ONLY  
NOT FOR  
CONSTRUCTION  
**Kimley»Horn**  
Kimley-Horn and Associates, Inc.

PROJECT NO.  
196106001

SHEET

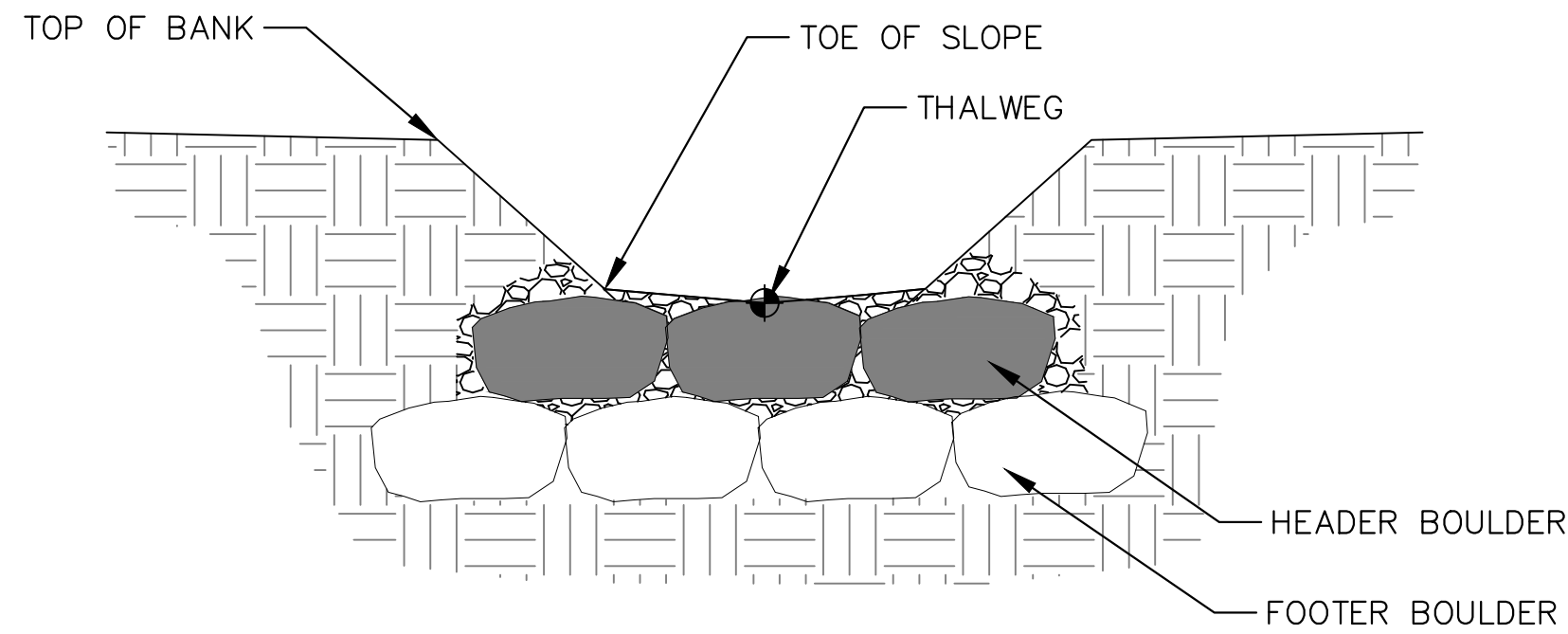
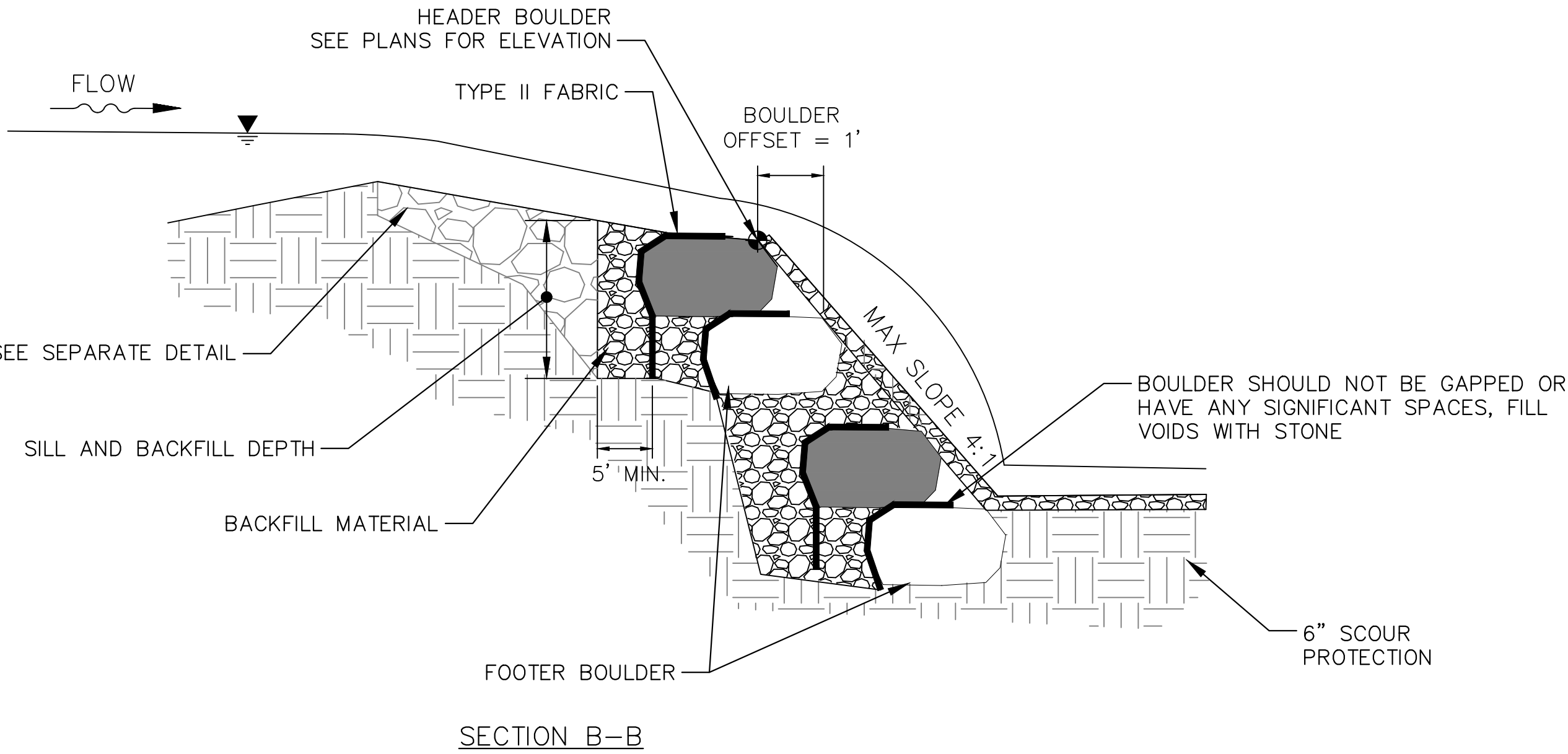
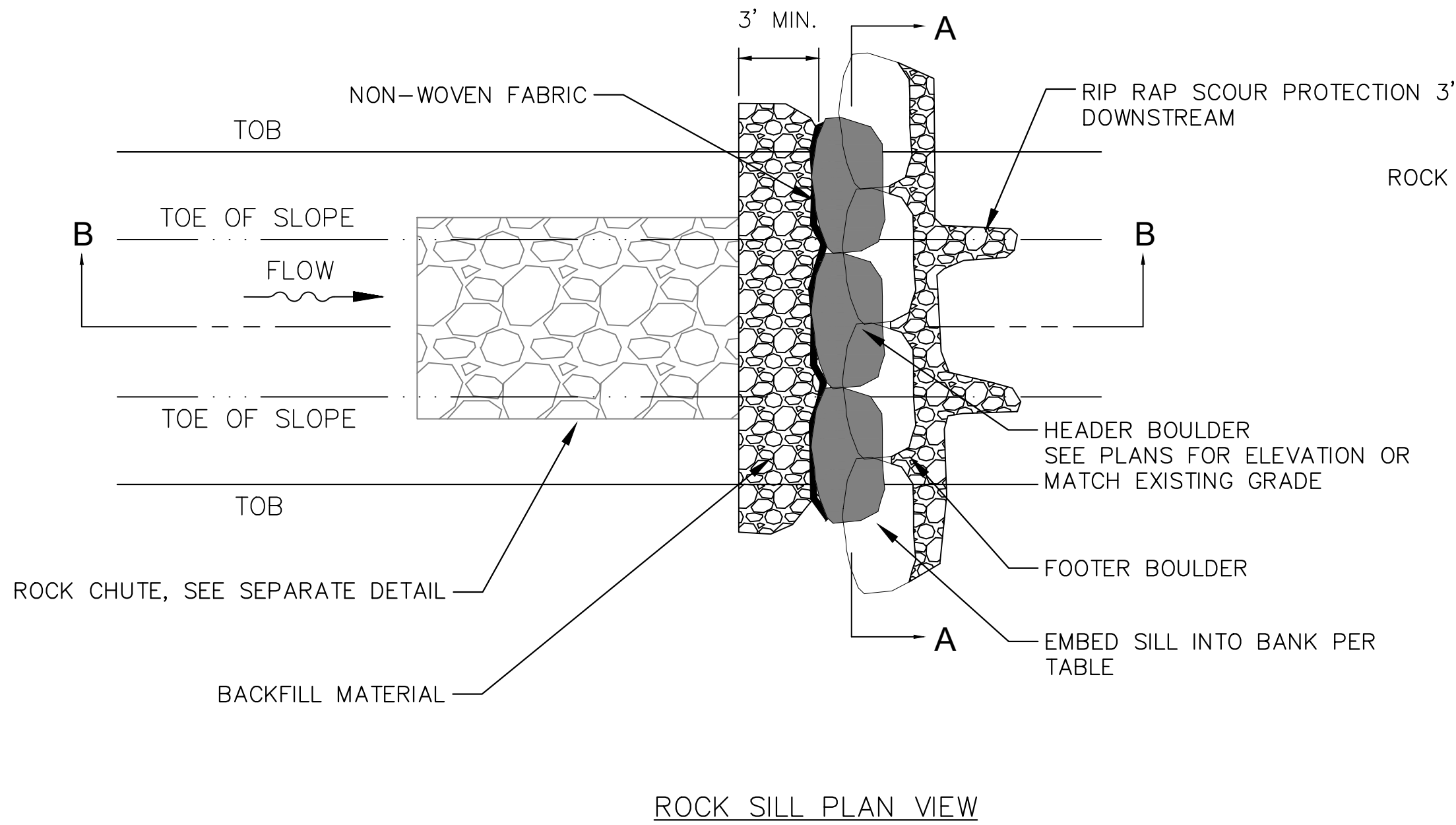
1.22



K:\COS\_Civil\196106001\_Winsome Filing No. 3\CADD\PlanSheets\Early Grading Package\EG\_Headcutting\_Exhibit.dwg Kofford, Kevin 9/1/2022 9:10 PM



- NOTES:
1. A BOULDER SILL MAY BE USED ALONE OR IN COMBINATION WITH A ROCK CHUTE.
  2. NO PART OF THE SILL SHALL BE PLACED ABOVE THE ELEVATION OF THE UPSTREAM AND/OR ADJACENT CHANNEL BED.
  3. A FOOTER BOULDER IS NOT REQUIRED IF THE HEADER BOULDER DEPTH EXCEEDS SPECIFIED SILL DEPTH.
  4. THE ROCK SILL IS GENERALLY CONSTRUCTED AS FOLLOWS:
    - A. OVER-EXCAVATE CHANNEL BED TO A DEPTH EQUAL TO THE TOTAL THICKNESS OF THE HEADER AND FOOTER BOULDERS.
    - B. PLACE FOOTER BOULDERS. THERE SHALL BE NO GAPS BETWEEN BOULDERS.
    - C. INSTALL FILTER FABRIC.
    - D. PLACE BACKFILL MATERIAL BEHIND THE FOOTER BOULDERS.
    - E. INSTALL HEADER BOULDERS ON TOP OF AND SET SLIGHTLY BACK FROM THE FOOTER BOULDERS (SUCH THAT PART OF THE HEADER BOULDER IS RESTING ON THE BACKFILL MATERIAL). HEADER BOULDERS SHALL SPAN THE SEAMS OF THE FOOTER BOULDERS. THERE SHALL NOT BE A SEAM IN THE CENTER OF THE STREAM BED (AT THE THALWEG). THERE SHALL BE NO GAPS BETWEEN BOULDERS OR THALWEG SEAM BETWEEN HEADERS.
    - F. PLACE BACKFILL MATERIAL BEHIND HEADER BOULDERS ENSURING THAT ANY VOIDS BETWEEN THE BOULDERS ARE FILLED.



| DESIGN VARIABLES               |          |
|--------------------------------|----------|
| BOULDER DIMENSIONS             | 24" MIN  |
| BACKFILL MATERIAL <sup>1</sup> | D50 = 9" |
| SILL AND BACKFILL DEPTH        | 5'       |
| EMBEDDED LENGTH INTO BANK      | 2'       |

<sup>1</sup> WELL MIXED GRADATION, 80% STONE, AND 20% EARTH) OF THE SPECIFIED MATERIALS: D50 = 9", D\_MAX = 18", D\_MIN = 2".

**Kimley»Horn**  
2021 KIMLEY-HORN AND ASSOCIATES, INC.  
2 North Nevada Avenue Suite 300  
Colorado Springs, Colorado 80903 (719) 453-0180

DESIGNED BY: KRK  
DRAWN BY: JRH  
CHECKED BY: KRK  
DATE: 9/3/2021

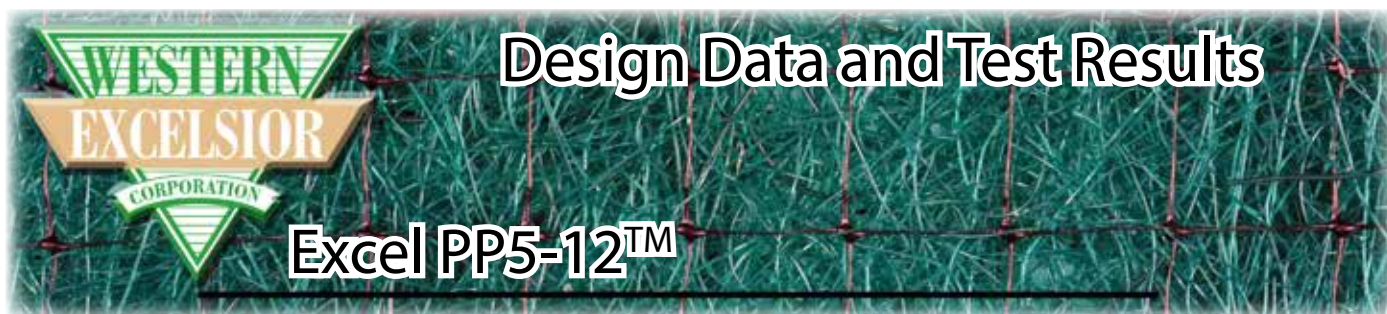
WINSOME FILING NO. 3  
EL PASO COUNTY, COLORADO  
CONSTRUCTION DOCUMENTS  
HEADCUTTING EXHIBIT DETAILS

PRELIMINARY  
FOR REVIEW ONLY  
NOT FOR  
CONSTRUCTION  
**Kimley»Horn**  
Kimley-Horn and Associates, Inc.

PROJECT NO.  
196106001  
SHEET  
1.23

| CHANNEL TRACTIVE FORCES |                  |                     |                     |                   |                                    |                       |                               |          |   |   |
|-------------------------|------------------|---------------------|---------------------|-------------------|------------------------------------|-----------------------|-------------------------------|----------|---|---|
| Channel ID              | 100-yr WSEL [ft] | Channel Bottom [ft] | Low Flow Depth [ft] | 100-yr depth [ft] | 100-yr Channel Velocities (ft/sec) | Channel Slope [ft/ft] | Tractive Force (100-yr) [psf] | Froude # | Required Riprap D50 [inches] to Meet Criteria | Permissible Shear Stresses [psf] (US DOT Design of Roadside Channels Table 4.1) |
| G1                      | 7358.41          | 7357.5              | 0.00                | 0.91              | 4.98                               | 0.0400                | 2.27                          | 0.92     | N/A   | 5   |
| H1                      | 7332.00          | 7331.20             | 0.00                | 0.80              | 4.44                               | 0.0600                | 3.00                          | 0.88     | N/A   | 5   |
| H5B                     | 7324.83          | 7324.00             | 0.00                | 0.83              | 4.71                               | 0.0500                | 2.59                          | 0.91     | N/A   | 5   |
| H2                      | 7317.72          | 7316.80             | 0.00                | 0.92              | 4.87                               | 0.0380                | 2.18                          | 0.90     | N/A   | 5   |
| H3                      | 7310.17          | 7309.10             | 0.00                | 1.07              | 5.92                               | 0.0600                | 4.01                          | 1.01     | 12  | 5   |
| Swale A3A               | 7368.66          | 7367.50             | 0.00                | 1.16              | 5.29                               | 0.0420                | 3.04                          | 0.87     | 12  | 5   |
| I1                      | 7329.42          | 7328.40             | 0.00                | 1.02              | 6.65                               | 0.0800                | 5.09                          | 1.16     | 12  | 5   |
| H3B                     | 7373.13          | 7372.10             | 0.00                | 1.03              | 4.72                               | 0.0420                | 2.70                          | 0.82     | N/A   | 5   |
| WQ Channel              | 7338.89          | 7337.40             | 0.00                | 1.49              | 5.71                               | 0.0390                | 3.63                          | 0.82     | 12  | 5   |

Tractive Force (psf) = 62.4(lb/cf) x Depth(ft) x S (ft/ft)



# Design Data and Test Results

## Excel PP5-12™



## Specifications

A variety of test methods are utilized to determine performance and conformance values for Rolled Erosion Control Products (RECPs). Information within this document is presented to provide conformance values and recommended design values. Test results obtained for the Excel PP5-12 Turf Reinforcement Mat (TRM) and general design values are presented in Tables 1-4. For specific information detailing testing protocols, results and application of design values, refer to document number WE\_EXCEL\_PERF\_GEN.

Table 1 - Bench Scale Testing / NTPEP

| Test Method  | Condition                           | Result         |
|--|-------------------------------------|----------------|
| ASTM D7101 Bench Scale Rainfall and Rainsplash Test  | 2 in per hour                       | 14.53          |
|  | 4 in per hour                       | 5.59           |
|  | 6 in per hour                       | 4.82           |
| ASTM D7207 Bench Scale Shear Resistance Test         | 3.0 psf (145 PA)                    | 0.5 in (12 mm) |
| ASTM D7322 Bench Scale Vegetation Establishment Test | Top Soil, Fescue, 21 Day Incubation | 661 %          |
| NTPEP Report Number                                  | ECP-2016-03-008                     |                |

Table 3 - Recommended Design Values\*

| Design Value  | Unvegetated        | Vegetated           |
|---|--------------------|---------------------|
| Typical RUSLE Cover Factor (C Factor)**                 | 0.03               | N/A                 |
| Maximum Slope Gradient (RUSLE)                          | 1H : 1V            | N/A                 |
| Max Allowable Velocity (0.5 in (12mm) soil loss)***     | 9.0 ft/s (2.7 m/s) | 15.0 ft/s (4.6 m/s) |
| Max Allowable Shear Stress (0.5 in (12mm) soil loss)*** | 2.8 psf (134 PA)   | 12.0 psf (575 PA)   |
| CF <sub>veg</sub> /CF <sub>TRM</sub>                    | N/A                | 0.26                |

\*\*C Factor value compliant with ASTM D6459. \*\*\* Shear Stress and Velocity values compliant with ASTM D6460.

Table 2 - Texas Transportation Institute (TTI) Results

| Class | Test Condition                         | Result   |
|-------|--|----------|
| A     | < 3H:1 Clay Slope Test                 | N/A      |
| B     | < 3H:1 Sand Slope Test                 | N/A      |
| C     | > 3H:1 Clay Slope Test                 | N/A      |
| D     | > 3H:1 Sand Slope Test                 | N/A      |
| E     | 2 psf Partially Vegetated Channel Test | Approved |
| F     | 4 psf Partially Vegetated Channel Test | Approved |
| G     | 6 psf Partially Vegetated Channel Test | Approved |
| H     | 8 psf Partially Vegetated Channel Test | Approved |

Table 4 - HEC-15 Resistance to Flow Values

| Design Value                               | Unvegetated |
|--|-------------|
| Manning's n @ Tau lower (0.7 psf (34 PA))  | 0.027       |
| Manning's n @ Tau mid (1.4 psf (67 PA))    | 0.027       |
| Manning's n @ Tau upper (2.8 psf (134 PA)) | 0.027       |

\*Recommended Design Values are based on results of standardized industry full-scale testing and may not be applicable for all field conditions. For most accurate computation of field performance, consult Excel Erosion Design (EED) at [www.westernexcelsior.com](http://www.westernexcelsior.com).

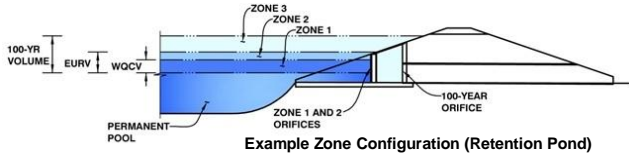
The information contained herein may represent product index data, performance ratings, bench scale testing or other material utility quantifications. Each representation may have unique utility and limitations. Every effort has been made to ensure accuracy, however, no warranty is claimed and no liability shall be assumed by Western Excelsior Corporation (WEC) or its affiliates regarding the completeness, accuracy or fitness of these values for any particular application or interpretation. While testing methods are provided for reference, values shown may be derived from interpolation or adjustment to be representative of intended use. For further information, please feel free to contact WEC.

# DETENTION BASIN OUTLET STRUCTURE DESIGN

MHFD-Detention, Version 4.04 (February 2021)

Project: Winsome Filing 3

Basin ID: H5B



|                   | Estimated Stage (ft) | Estimated Volume (ac-ft) | Outlet Type          |
|-------------------|----------------------|--------------------------|----------------------|
| Zone 1 (5-year)   | 3.50                 | 0.116                    | Circular Orifice     |
| Zone 2 (50-year)  | 5.01                 | 0.089                    | Weir&Pipe (Restrict) |
| Zone 3            |                      |                          |                      |
| Total (all zones) |                      | 0.204                    |                      |

User Input: Orifice at Underdrain Outlet (typically used to drain WQCV in a Filtration BMP)

Underdrain Orifice Invert Depth =  ft (distance below the filtration media surface)

Underdrain Orifice Diameter =  inches

Calculated Parameters for Underdrain

Underdrain Orifice Area =  ft<sup>2</sup>

Underdrain Orifice Centroid =  feet

User Input: Orifice Plate with one or more orifices or Elliptical Slot Weir (typically used to drain WQCV and/or EURV in a sedimentation BMP)

Invert of Lowest Orifice =  ft (relative to basin bottom at Stage = 0 ft)

Depth at top of Zone using Orifice Plate =  ft (relative to basin bottom at Stage = 0 ft)

Orifice Plate: Orifice Vertical Spacing =  inches

Orifice Plate: Orifice Area per Row =  inches

Calculated Parameters for Plate

WO Orifice Area per Row =  ft<sup>2</sup>

Elliptical Half-Width =  feet

Elliptical Slot Centroid =  feet

Elliptical Slot Area =  ft<sup>2</sup>

User Input: Stage and Total Area of Each Orifice Row (numbered from lowest to highest)

|                                | Row 1 (optional)                 | Row 2 (optional)                 | Row 3 (optional)                 | Row 4 (optional)                 | Row 5 (optional)                 | Row 6 (optional)                 | Row 7 (optional)                 | Row 8 (optional)                 |
|--------------------------------|----------------------------------|----------------------------------|----------------------------------|----------------------------------|----------------------------------|----------------------------------|----------------------------------|----------------------------------|
| Stage of Orifice Centroid (ft) | <input type="text" value="N/A"/> | <input type="text" value="N/A"/> | <input type="text" value="N/A"/> | <input type="text" value="N/A"/> | <input type="text" value="N/A"/> | <input type="text" value="N/A"/> | <input type="text" value="N/A"/> | <input type="text" value="N/A"/> |
| Orifice Area (sq. inches)      | <input type="text" value="N/A"/> | <input type="text" value="N/A"/> | <input type="text" value="N/A"/> | <input type="text" value="N/A"/> | <input type="text" value="N/A"/> | <input type="text" value="N/A"/> | <input type="text" value="N/A"/> | <input type="text" value="N/A"/> |

|                                | Row 9 (optional)                 | Row 10 (optional)                | Row 11 (optional)                | Row 12 (optional)                | Row 13 (optional)                | Row 14 (optional)                | Row 15 (optional)                | Row 16 (optional)                |
|--------------------------------|----------------------------------|----------------------------------|----------------------------------|----------------------------------|----------------------------------|----------------------------------|----------------------------------|----------------------------------|
| Stage of Orifice Centroid (ft) | <input type="text" value="N/A"/> | <input type="text" value="N/A"/> | <input type="text" value="N/A"/> | <input type="text" value="N/A"/> | <input type="text" value="N/A"/> | <input type="text" value="N/A"/> | <input type="text" value="N/A"/> | <input type="text" value="N/A"/> |
| Orifice Area (sq. inches)      | <input type="text" value="N/A"/> | <input type="text" value="N/A"/> | <input type="text" value="N/A"/> | <input type="text" value="N/A"/> | <input type="text" value="N/A"/> | <input type="text" value="N/A"/> | <input type="text" value="N/A"/> | <input type="text" value="N/A"/> |

User Input: Vertical Orifice (Circular or Rectangular)

Invert of Vertical Orifice =  ft (relative to basin bottom at Stage = 0 ft)

Depth at top of Zone using Vertical Orifice =  ft (relative to basin bottom at Stage = 0 ft)

Vertical Orifice Diameter =  inches

Calculated Parameters for Vertical Orifice

Zone 1 Circular ☐ Not Selected ☐

Vertical Orifice Area =  ft<sup>2</sup>

Vertical Orifice Centroid =  feet

User Input: Overflow Weir (Dropbox with Flat or Sloped Grate and Outlet Pipe OR Rectangular/Trapezoidal Weir (and No Outlet Pipe))

Overflow Weir Front Edge Height, H<sub>o</sub> =  ft (relative to basin bottom at Stage = 0 ft)

Overflow Weir Front Edge Length =  feet

Overflow Weir Grate Slope =  H:V

Horiz. Length of Weir Sides =  feet

Overflow Grate Type =

Debris Clogging % =  %

Calculated Parameters for Overflow Weir

Zone 2 Weir ☐ Not Selected ☐

Height of Grate Upper Edge, H<sub>1</sub> =  feet

Overflow Weir Slope Length =  feet

Grate Open Area / 100-yr Orifice Area =

Overflow Grate Open Area w/o Debris =  ft<sup>2</sup>

Overflow Grate Open Area w/ Debris =  ft<sup>2</sup>

User Input: Outlet Pipe w/ Flow Restriction Plate (Circular Orifice, Restrictor Plate, or Rectangular Orifice)

Depth to Invert of Outlet Pipe =  ft (distance below basin bottom at Stage = 0 ft)

Outlet Pipe Diameter =  inches

Restrictor Plate Height Above Pipe Invert =  inches

Calculated Parameters for Outlet Pipe w/ Flow Restriction Plate

Zone 2 Restrictor ☐ Not Selected ☐

Outlet Orifice Area =  ft<sup>2</sup>

Outlet Orifice Centroid =  feet

Half-Central Angle of Restrictor Plate on Pipe =  degrees

User Input: Emergency Spillway (Rectangular or Trapezoidal)

Spillway Invert Stage =  ft (relative to basin bottom at Stage = 0 ft)

Spillway Crest Length =  feet

Spillway End Slopes =  H:V

Freeboard above Max Water Surface =  feet

Calculated Parameters for Spillway

Spillway Design Flow Depth =  feet

Stage at Top of Freeboard =  feet

Basin Area at Top of Freeboard =  acres

Basin Volume at Top of Freeboard =  acre-ft

## Routed Hydrograph Results

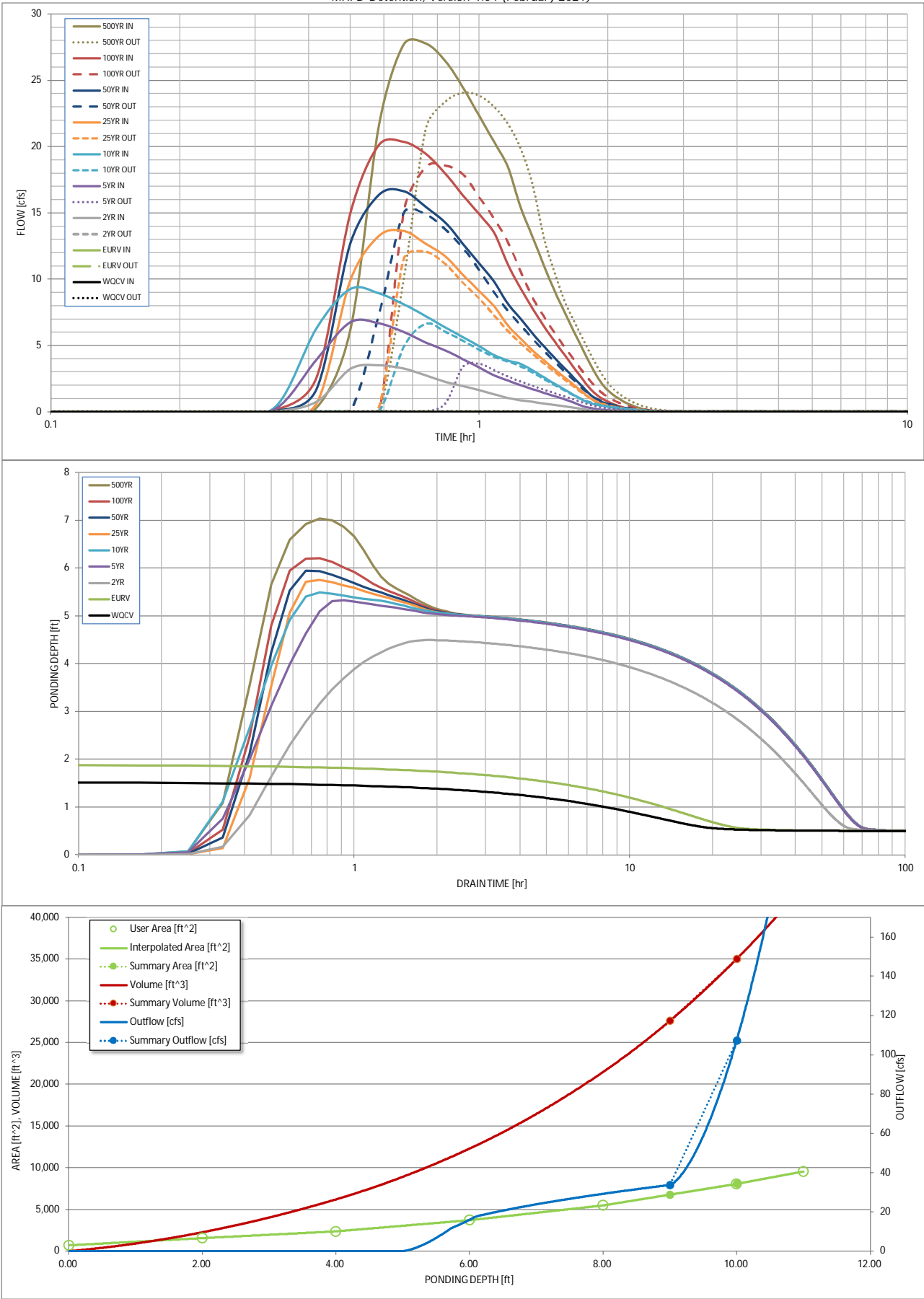
The user can override the default CUHP hydrographs and runoff volumes by entering new values in the Inflow Hydrographs table (Columns W through AF).

|   | WQCV               | EURV               | 2 Year             | 5 Year          | 10 Year         | 25 Year         | 50 Year         | 100 Year        |
|---|--------------------|--------------------|--------------------|-----------------|-----------------|-----------------|-----------------|-----------------|
| Design Storm Return Period =                    | N/A                | N/A                | 1.19               | 1.50            | 1.75            | 2.00            | 2.25            | 2.52            |
| One-Hour Rainfall Depth (in) =                  | 0.036              | 0.048              | 0.178              | 0.381           | 0.573           | 0.840           | 1.050           | 1.344           |
| CUHP Runoff Volume (acre-ft) =                  | N/A                | N/A                | 0.178              | 0.381           | 0.573           | 0.840           | 1.050           | 1.344           |
| Inflow Hydrograph Volume (acre-ft) =            | N/A                | N/A                | 3.1                | 6.3             | 8.8             | 13.3            | 16.3            | 20.0            |
| CUHP Predevelopment Peak Q (cfs) =              | N/A                | N/A                |                    |                 |                 |                 |                 |                 |
| OPTIONAL Override Predevelopment Peak Q (cfs) = | N/A                | N/A                |                    |                 |                 |                 |                 |                 |
| Predevelopment Unit Peak Flow, q (cfs/acre) =   | N/A                | N/A                | 0.30               | 0.61            | 0.84            | 1.27            | 1.55            | 1.91            |
| Peak Inflow Q (cfs) =                           | N/A                | N/A                | 3.5                | 6.8             | 9.2             | 13.6            | 16.6            | 20.4            |
| Peak Outflow Q (cfs) =                          | 0.0                | 0.0                | 0.1                | 3.6             | 6.6             | 12.1            | 15.0            | 18.6            |
| Ratio Peak Outflow to Predevelopment O =        | N/A                | N/A                | N/A                | 0.6             | 0.8             | 0.9             | 0.9             | 0.9             |
| Structure Controlling Flow =                    | Vertical Orifice 1 | Vertical Orifice 1 | Vertical Orifice 1 | Overflow Weir 1 | Overflow Weir 1 | Overflow Weir 1 | Overflow Weir 1 | Overflow Weir 1 |
| Max Velocity through Grate 1 (fps) =            | N/A                | N/A                | N/A                | 0.6             | 1.1             | 2.0             | 2.5             | 3.1             |
| Max Velocity through Grate 2 (fps) =            | N/A                | N/A                | N/A                | N/A             | N/A             | N/A             | N/A             | N/A             |
| Time to Drain 97% of Inflow Volume (hours) =    | >120               | >120               | >120               | 68              | 62              | 56              | 53              | 49              |
| Time to Drain 99% of Inflow Volume (hours) =    | >120               | >120               | >120               | >120            | >120            | >120            | 71              | 65              |
| Maximum Ponding Depth (ft) =                    | 1.53               | 1.89               | 4.50               | 5.33            | 5.50            | 5.75            | 5.94            | 6.21            |
| Area at Maximum Ponding Depth (acres) =         | 0.03               | 0.03               | 0.06               | 0.07            | 0.08            | 0.08            | 0.08            | 0.09            |
| Maximum Volume Stored (acre-ft) =               | 0.036              | 0.048              | 0.171              | 0.228           | 0.240           | 0.261           | 0.277           | 0.300           |



DETENTION BASIN OUTLET STRUCTURE DESIGN

MHFD-Detention, Version 4.04 (February 2021)



| S-A-V-D Chart Axis Override | X-axis | Left Y-Axis | Right Y-Axis |
|-----------------------------|--------|-------------|--------------|
| minimum bound               |        |             |              |
| maximum bound               |        |             |              |

# DETENTION BASIN OUTLET STRUCTURE DESIGN

Outflow Hydrograph Workbook Filename: \_\_\_\_\_

## Inflow Hydrographs

The user can override the calculated inflow hydrographs from this workbook with inflow hydrographs developed in a separate program.

|               | SOURCE  | CUHP       | CUHP       | CUHP         | CUHP         | CUHP          | CUHP          | CUHP          | CUHP           | CUHP           |
|---------------|---------|------------|------------|--------------|--------------|---------------|---------------|---------------|----------------|----------------|
| Time Interval | TIME    | WQCV [cfs] | EURV [cfs] | 2 Year [cfs] | 5 Year [cfs] | 10 Year [cfs] | 25 Year [cfs] | 50 Year [cfs] | 100 Year [cfs] | 500 Year [cfs] |
| 5.00 min      | 0:00:00 | 0.00       | 0.00       | 0.00         | 0.00         | 0.00          | 0.00          | 0.00          | 0.00           | 0.00           |
|               | 0:05:00 | 0.00       | 0.00       | 0.00         | 0.00         | 0.00          | 0.00          | 0.00          | 0.00           | 0.00           |
|               | 0:10:00 | 0.00       | 0.00       | 0.00         | 0.00         | 0.00          | 0.00          | 0.00          | 0.00           | 0.00           |
|               | 0:15:00 | 0.00       | 0.00       | 0.01         | 0.02         | 0.02          | 0.01          | 0.02          | 0.02           | 0.02           |
|               | 0:20:00 | 0.00       | 0.00       | 0.04         | 0.22         | 0.34          | 0.03          | 0.08          | 0.13           | 0.32           |
|               | 0:25:00 | 0.00       | 0.00       | 0.76         | 3.95         | 6.31          | 0.62          | 1.70          | 2.57           | 6.14           |
|               | 0:30:00 | 0.00       | 0.00       | 3.22         | 6.76         | 9.25          | 9.89          | 12.67         | 14.93          | 21.56          |
|               | 0:35:00 | 0.00       | 0.00       | 3.52         | 6.68         | 8.94          | 13.26         | 16.35         | 20.13          | 27.72          |
|               | 0:40:00 | 0.00       | 0.00       | 3.26         | 6.03         | 8.11          | 13.64         | 16.64         | 20.36          | 27.80          |
|               | 0:45:00 | 0.00       | 0.00       | 2.74         | 5.24         | 7.22          | 12.68         | 15.45         | 19.46          | 26.46          |
|               | 0:50:00 | 0.00       | 0.00       | 2.27         | 4.64         | 6.37          | 11.72         | 14.29         | 17.97          | 24.48          |
|               | 0:55:00 | 0.00       | 0.00       | 1.94         | 3.98         | 5.64          | 10.36         | 12.68         | 16.34          | 22.31          |
|               | 1:00:00 | 0.00       | 0.00       | 1.63         | 3.35         | 4.95          | 9.10          | 11.19         | 14.90          | 20.36          |
|               | 1:05:00 | 0.00       | 0.00       | 1.34         | 2.76         | 4.28          | 7.96          | 9.82          | 13.51          | 18.46          |
|               | 1:10:00 | 0.00       | 0.00       | 1.05         | 2.36         | 3.88          | 6.51          | 8.15          | 11.12          | 15.45          |
|               | 1:15:00 | 0.00       | 0.00       | 0.88         | 2.02         | 3.62          | 5.54          | 7.04          | 9.35           | 13.20          |
|               | 1:20:00 | 0.00       | 0.00       | 0.75         | 1.72         | 3.13          | 4.64          | 5.90          | 7.79           | 11.02          |
|               | 1:25:00 | 0.00       | 0.00       | 0.64         | 1.45         | 2.60          | 3.89          | 4.93          | 6.46           | 9.12           |
|               | 1:30:00 | 0.00       | 0.00       | 0.52         | 1.19         | 2.12          | 3.20          | 4.06          | 5.31           | 7.49           |
|               | 1:35:00 | 0.00       | 0.00       | 0.41         | 0.95         | 1.68          | 2.59          | 3.28          | 4.27           | 6.01           |
|               | 1:40:00 | 0.00       | 0.00       | 0.30         | 0.68         | 1.27          | 2.00          | 2.54          | 3.29           | 4.64           |
|               | 1:45:00 | 0.00       | 0.00       | 0.20         | 0.43         | 0.88          | 1.45          | 1.84          | 2.39           | 3.36           |
|               | 1:50:00 | 0.00       | 0.00       | 0.10         | 0.26         | 0.64          | 0.93          | 1.20          | 1.60           | 2.29           |
|               | 1:55:00 | 0.00       | 0.00       | 0.06         | 0.18         | 0.49          | 0.61          | 0.82          | 1.08           | 1.60           |
|               | 2:00:00 | 0.00       | 0.00       | 0.04         | 0.13         | 0.39          | 0.43          | 0.58          | 0.77           | 1.17           |
|               | 2:05:00 | 0.00       | 0.00       | 0.03         | 0.10         | 0.30          | 0.29          | 0.41          | 0.52           | 0.81           |
|               | 2:10:00 | 0.00       | 0.00       | 0.02         | 0.07         | 0.22          | 0.19          | 0.28          | 0.34           | 0.55           |
|               | 2:15:00 | 0.00       | 0.00       | 0.02         | 0.05         | 0.16          | 0.13          | 0.19          | 0.21           | 0.36           |
|               | 2:20:00 | 0.00       | 0.00       | 0.01         | 0.04         | 0.12          | 0.08          | 0.12          | 0.12           | 0.21           |
|               | 2:25:00 | 0.00       | 0.00       | 0.01         | 0.02         | 0.08          | 0.05          | 0.08          | 0.06           | 0.12           |
|               | 2:30:00 | 0.00       | 0.00       | 0.01         | 0.02         | 0.05          | 0.03          | 0.05          | 0.04           | 0.08           |
|               | 2:35:00 | 0.00       | 0.00       | 0.01         | 0.01         | 0.03          | 0.02          | 0.03          | 0.03           | 0.05           |
|               | 2:40:00 | 0.00       | 0.00       | 0.00         | 0.01         | 0.02          | 0.02          | 0.02          | 0.02           | 0.04           |
|               | 2:45:00 | 0.00       | 0.00       | 0.00         | 0.00         | 0.02          | 0.01          | 0.02          | 0.02           | 0.03           |
|               | 2:50:00 | 0.00       | 0.00       | 0.00         | 0.00         | 0.01          | 0.01          | 0.01          | 0.01           | 0.02           |
|               | 2:55:00 | 0.00       | 0.00       | 0.00         | 0.00         | 0.01          | 0.01          | 0.01          | 0.01           | 0.02           |
|               | 3:00:00 | 0.00       | 0.00       | 0.00         | 0.00         | 0.00          | 0.00          | 0.01          | 0.01           | 0.01           |
|               | 3:05:00 | 0.00       | 0.00       | 0.00         | 0.00         | 0.00          | 0.00          | 0.00          | 0.00           | 0.01           |
|               | 3:10:00 | 0.00       | 0.00       | 0.00         | 0.00         | 0.00          | 0.00          | 0.00          | 0.00           | 0.00           |
|               | 3:15:00 | 0.00       | 0.00       | 0.00         | 0.00         | 0.00          | 0.00          | 0.00          | 0.00           | 0.00           |
|               | 3:20:00 | 0.00       | 0.00       | 0.00         | 0.00         | 0.00          | 0.00          | 0.00          | 0.00           | 0.00           |
|               | 3:25:00 | 0.00       | 0.00       | 0.00         | 0.00         | 0.00          | 0.00          | 0.00          | 0.00           | 0.00           |
|               | 3:30:00 | 0.00       | 0.00       | 0.00         | 0.00         | 0.00          | 0.00          | 0.00          | 0.00           | 0.00           |
|               | 3:35:00 | 0.00       | 0.00       | 0.00         | 0.00         | 0.00          | 0.00          | 0.00          | 0.00           | 0.00           |
|               | 3:40:00 | 0.00       | 0.00       | 0.00         | 0.00         | 0.00          | 0.00          | 0.00          | 0.00           | 0.00           |
|               | 3:45:00 | 0.00       | 0.00       | 0.00         | 0.00         | 0.00          | 0.00          | 0.00          | 0.00           | 0.00           |
|               | 3:50:00 | 0.00       | 0.00       | 0.00         | 0.00         | 0.00          | 0.00          | 0.00          | 0.00           | 0.00           |
|               | 3:55:00 | 0.00       | 0.00       | 0.00         | 0.00         | 0.00          | 0.00          | 0.00          | 0.00           | 0.00           |
|               | 4:00:00 | 0.00       | 0.00       | 0.00         | 0.00         | 0.00          | 0.00          | 0.00          | 0.00           | 0.00           |
|               | 4:05:00 | 0.00       | 0.00       | 0.00         | 0.00         | 0.00          | 0.00          | 0.00          | 0.00           | 0.00           |
|               | 4:10:00 | 0.00       | 0.00       | 0.00         | 0.00         | 0.00          | 0.00          | 0.00          | 0.00           | 0.00           |
|               | 4:15:00 | 0.00       | 0.00       | 0.00         | 0.00         | 0.00          | 0.00          | 0.00          | 0.00           | 0.00           |
|               | 4:20:00 | 0.00       | 0.00       | 0.00         | 0.00         | 0.00          | 0.00          | 0.00          | 0.00           | 0.00           |
|               | 4:25:00 | 0.00       | 0.00       | 0.00         | 0.00         | 0.00          | 0.00          | 0.00          | 0.00           | 0.00           |
|               | 4:30:00 | 0.00       | 0.00       | 0.00         | 0.00         | 0.00          | 0.00          | 0.00          | 0.00           | 0.00           |
|               | 4:35:00 | 0.00       | 0.00       | 0.00         | 0.00         | 0.00          | 0.00          | 0.00          | 0.00           | 0.00           |
|               | 4:40:00 | 0.00       | 0.00       | 0.00         | 0.00         | 0.00          | 0.00          | 0.00          | 0.00           | 0.00           |
|               | 4:45:00 | 0.00       | 0.00       | 0.00         | 0.00         | 0.00          | 0.00          | 0.00          | 0.00           | 0.00           |
|               | 4:50:00 | 0.00       | 0.00       | 0.00         | 0.00         | 0.00          | 0.00          | 0.00          | 0.00           | 0.00           |
|               | 4:55:00 | 0.00       | 0.00       | 0.00         | 0.00         | 0.00          | 0.00          | 0.00          | 0.00           | 0.00           |
|               | 5:00:00 | 0.00       | 0.00       | 0.00         | 0.00         | 0.00          | 0.00          | 0.00          | 0.00           | 0.00           |
|               | 5:05:00 | 0.00       | 0.00       | 0.00         | 0.00         | 0.00          | 0.00          | 0.00          | 0.00           | 0.00           |
|               | 5:10:00 | 0.00       | 0.00       | 0.00         | 0.00         | 0.00          | 0.00          | 0.00          | 0.00           | 0.00           |
|               | 5:15:00 | 0.00       | 0.00       | 0.00         | 0.00         | 0.00          | 0.00          | 0.00          | 0.00           | 0.00           |
|               | 5:20:00 | 0.00       | 0.00       | 0.00         | 0.00         | 0.00          | 0.00          | 0.00          | 0.00           | 0.00           |
|               | 5:25:00 | 0.00       | 0.00       | 0.00         | 0.00         | 0.00          | 0.00          | 0.00          | 0.00           | 0.00           |
|               | 5:30:00 | 0.00       | 0.00       | 0.00         | 0.00         | 0.00          | 0.00          | 0.00          | 0.00           | 0.00           |
|               | 5:35:00 | 0.00       | 0.00       | 0.00         | 0.00         | 0.00          | 0.00          | 0.00          | 0.00           | 0.00           |
|               | 5:40:00 | 0.00       | 0.00       | 0.00         | 0.00         | 0.00          | 0.00          | 0.00          | 0.00           | 0.00           |
|               | 5:45:00 | 0.00       | 0.00       | 0.00         | 0.00         | 0.00          | 0.00          | 0.00          | 0.00           | 0.00           |
|               | 5:50:00 | 0.00       | 0.00       | 0.00         | 0.00         | 0.00          | 0.00          | 0.00          | 0.00           | 0.00           |
|               | 5:55:00 | 0.00       | 0.00       | 0.00         | 0.00         | 0.00          | 0.00          | 0.00          | 0.00           | 0.00           |
|               | 6:00:00 | 0.00       | 0.00       | 0.00         | 0.00         | 0.00          | 0.00          | 0.00          | 0.00           | 0.00           |

## Rock Sill Calculations

### Equations Used:

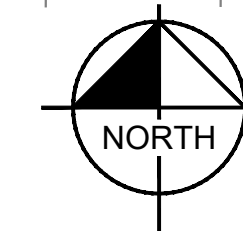
$$d_{50} \geq \left[ \frac{VS^{0.17}}{4.5(G_s - 1)^{0.66}} \right]^2$$

Eqn 8-11 USDCM Vol. 1 Section 8.1.1

| Rock Sill ID | V (fps)                 | S (ft/ft) | Min d50 (ft) | Min d50 (in) | d50 Used (in) | Width (ft) | Length (ft) |
|--------------|-------------------------|-----------|--------------|--------------|---------------|------------|-------------|
| 1            | Match Rock Chute Design |           |              |              |               |            |             |
| 2            | 3.22                    | 0.07      | 0.12         | 2.91         | 9.00          | 2.00       | 70.00       |
| 3            | Match Rock Chute Design |           |              |              |               |            |             |
| 4            | Match Rock Chute Design |           |              |              |               |            |             |
| 5            | Match Rock Chute Design |           |              |              |               |            |             |
| 6            | Match Rock Chute Design |           |              |              |               |            |             |
| 7            | 5                       | 0.1       | 0.33         | 5.95         | 9.00          | 2.00       | 36.00       |
| 8            | 5                       | 0.1       | 0.33         | 5.95         | 9.00          | 2.00       | 40.00       |
| 9            | 5                       | 0.1       | 0.33         | 5.95         | 9.00          | 2.00       | 35.00       |
| 10           | Match Rock Chute Design |           |              |              |               |            |             |
| 11           | Match Rock Chute Design |           |              |              |               |            |             |
| 12           | Match Rock Chute Design |           |              |              |               |            |             |
| 13           | Match Rock Chute Design |           |              |              |               |            |             |



1. WATER QUALITY CONTROL VOLUME (WQCV)  
EXCLUSION AREAS SUM TO AN AREA UNDER  
1 ACRE. WATER QUALITY IS NOT REQUIRED  
FOR THESE AREAS UNDER THE EL PASO  
COUNTY ENGINEERING CRITERIA MANUAL  
APPENDIX J, SECTION 1.7.C.A



CALL UTILITY NOTIFICATION  
CENTER OF COLORADO  
1-800-922-1987  
CALL 2-BUSINESS DAYS IN ADVANCE  
BEFORE YOU DIG, GRADE, OR EXCAVATE  
FOR THE MARKING OF UNDERGROUND  
UTILITIES

WINSOME FILING NO. 3  
EL PASO COUNTY, COLORADO  
CONSTRUCTION DOCUMENTS  
RUNOFF REDUCTION EXHIBIT

**PRELIMINARY**  
FOR REVIEW ONLY  
NOT FOR  
CONSTRUCTION  
**Kimley»Horn**  
Kimley-Horn and Associates, Inc.

|                          |
|--------------------------|
| PROJECT NO.<br>196106001 |
| SHEET                    |

**Kimley»Horn**

2021 KIMLEY-HORN AND ASSOCIATES, INC.  
22 North Nevada Avenue Suite 300  
Colorado Springs, Colorado 80903 (719) 453-0180

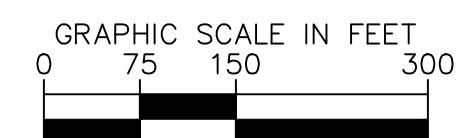
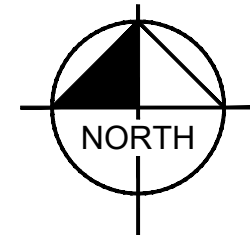
DESIGNED BY: KRK  
DRAWN BY: JRH  
CHECKED BY: KRK  
DATE: 9/3/2021

[illegible]





Know what's **below**.  
● **Call** before you dig.



WINSONE FILING NO. 3  
EL PASO COUNTY, COLORADO  
CONSTRUCTION DOCUMENTS  
RUNOFF REDUCTION EXHIBIT

PRELIMINARY

FOR REVIEW ONLY  
NOT FOR  
CONSTRUCTION



PROJECT NO.  
196106001

SHEET

**Kimley»»Horn**

2021 KIMLEY-HORN AND ASSOCIATES, INC.  
2 North Nevada Avenue Suite 300  
Colorado Springs, Colorado 80903 (719) 453-0180

DESIGNED BY: KRK  
DRAWN BY: JRH  
CHECKED BY: KRK  
DATE: 9/3/2021

REVISION

BY

DATE \_\_\_\_\_

ppR.







# Design Procedure Form: Runoff Reduction

UD-BMP (Version 3.07, March 2018)

Sheet 1 of 1

Designer: TOS  
 Company: Kimley-Horn  
 Date: December 20, 2021  
 Project: Winsome Filing No. 3  
 Location: El Paso County, CO

## SITE INFORMATION (User Input in Blue Cells)

WQCV Rainfall Depth 0.60 inches  
 Depth of Average Runoff Producing Storm,  $d_6$  = 0.43 inches (for Watersheds Outside of the Denver Region, Figure 3-1 in USDCM Vol. 3)

|                              |         |         |         |         |              |         |         |         |         |  |  |  |
|------------------------------|---------|---------|---------|---------|--------------|---------|---------|---------|---------|--|--|--|
| Area Type                    | UIA:RPA | UIA:RPA | UIA:RPA | UIA:RPA | UIA:RPA      | UIA:RPA | UIA:RPA | UIA:RPA | UIA:RPA |  |  |  |
| Area ID                      | 1       | 2       | 3       | 4       | 5 (Basin I2) | 6       | 7       | 8       | 9       |  |  |  |
| Downstream Design Point ID   |         |         |         |         |              |         |         |         |         |  |  |  |
| Downstream BMP Type          | None    | None    | None    | None    | None         | None    | None    | None    | None    |  |  |  |
| DCIA (ft <sup>2</sup> )      | --      | --      | --      | --      | --           | --      | --      | --      | --      |  |  |  |
| UIA (ft <sup>2</sup> )       | 4,965   | 1,772   | 4,474   | 7,140   | 12,523       | 2,602   | 2,576   | 1,617   | 1,640   |  |  |  |
| RPA (ft <sup>2</sup> )       | 5,254   | 1,946   | 5,531   | 7,433   | 11,052       | 2,900   | 2,902   | 1,793   | 1,694   |  |  |  |
| SPA (ft <sup>2</sup> )       | --      | --      | --      | --      | --           | --      | --      | --      | --      |  |  |  |
| HSG A (%)                    | 0%      | 0%      | 0%      | 0%      | 0%           | 0%      | 0%      | 0%      | 0%      |  |  |  |
| HSG B (%)                    | 0%      | 0%      | 0%      | 0%      | 0%           | 0%      | 0%      | 0%      | 0%      |  |  |  |
| HSG C/D (%)                  | 100%    | 100%    | 100%    | 100%    | 100%         | 100%    | 100%    | 100%    | 100%    |  |  |  |
| Average Slope of RPA (ft/ft) | 0.250   | 0.250   | 0.260   | 0.250   | 0.030        | 0.270   | 0.280   | 0.270   | 0.280   |  |  |  |
| UIA:RPA Interface Width (ft) | 326.00  | 133.00  | 349.00  | 465.00  | 727.00       | 185.00  | 185.00  | 113.00  | 113.00  |  |  |  |

## CALCULATED RUNOFF RESULTS

|                                     |        |        |        |        |              |        |        |        |        |  |  |  |
|-------------------------------------|--------|--------|--------|--------|--------------|--------|--------|--------|--------|--|--|--|
| Area ID                             | 1      | 2      | 3      | 4      | 5 (Basin I2) | 6      | 7      | 8      | 9      |  |  |  |
| UIA:RPA Area (ft <sup>2</sup> )     | 10,219 | 3,718  | 10,005 | 14,573 | 23,575       | 5,502  | 5,478  | 3,410  | 3,334  |  |  |  |
| L / W Ratio                         | 0.10   | 0.21   | 0.08   | 0.07   | 0.06         | 0.16   | 0.16   | 0.27   | 0.26   |  |  |  |
| UIA / Area                          | 0.4859 | 0.4766 | 0.4472 | 0.4899 | 0.5312       | 0.4729 | 0.4702 | 0.4742 | 0.4919 |  |  |  |
| Runoff (in)                         | 0.00   | 0.00   | 0.00   | 0.00   | 0.00         | 0.00   | 0.00   | 0.00   | 0.00   |  |  |  |
| Runoff (ft <sup>3</sup> )           | 0      | 0      | 0      | 0      | 0            | 0      | 0      | 0      | 0      |  |  |  |
| Runoff Reduction (ft <sup>3</sup> ) | 207    | 74     | 186    | 298    | 522          | 108    | 107    | 67     | 68     |  |  |  |

## CALCULATED WQCV RESULTS

|                                   |      |      |      |      |              |      |      |      |      |  |  |  |
|-----------------------------------|------|------|------|------|--------------|------|------|------|------|--|--|--|
| Area ID                           | 1    | 2    | 3    | 4    | 5 (Basin I2) | 6    | 7    | 8    | 9    |  |  |  |
| WQCV (ft <sup>3</sup> )           | 207  | 74   | 186  | 298  | 522          | 108  | 107  | 67   | 68   |  |  |  |
| WQCV Reduction (ft <sup>3</sup> ) | 207  | 74   | 186  | 298  | 522          | 108  | 107  | 67   | 68   |  |  |  |
| WQCV Reduction (%)                | 100% | 100% | 100% | 100% | 100%         | 100% | 100% | 100% | 100% |  |  |  |
| Untreated WQCV (ft <sup>3</sup> ) | 0    | 0    | 0    | 0    | 0            | 0    | 0    | 0    | 0    |  |  |  |

## CALCULATED DESIGN POINT RESULTS (sums results from all columns with the same Downstream Design Point ID)

|  |  |  |  |  |  |  |  |  |  |  |  |  |
|--|--|--|--|--|--|--|--|--|--|--|--|--|
| Downstream Design Point ID               |  |  |  |  |  |  |  |  |  |  |  |  |
| DCIA (ft <sup>2</sup> )                  |  |  |  |  |  |  |  |  |  |  |  |  |
| UIA (ft <sup>2</sup> )                   |  |  |  |  |  |  |  |  |  |  |  |  |
| RPA (ft <sup>2</sup> )                   |  |  |  |  |  |  |  |  |  |  |  |  |
| SPA (ft <sup>2</sup> )                   |  |  |  |  |  |  |  |  |  |  |  |  |
| Total Area (ft <sup>2</sup> )            |  |  |  |  |  |  |  |  |  |  |  |  |
| Total Impervious Area (ft <sup>2</sup> ) |  |  |  |  |  |  |  |  |  |  |  |  |
| WQCV (ft <sup>3</sup> )                  |  |  |  |  |  |  |  |  |  |  |  |  |
| WQCV Reduction (ft <sup>3</sup> )        |  |  |  |  |  |  |  |  |  |  |  |  |
| WQCV Reduction (%)                       |  |  |  |  |  |  |  |  |  |  |  |  |
| Untreated WQCV (ft <sup>3</sup> )        |  |  |  |  |  |  |  |  |  |  |  |  |

## CALCULATED SITE RESULTS (sums results from all columns in worksheet)

|  |  |
|--|--|
| Total Area (ft <sup>2</sup> )            |  |
| Total Impervious Area (ft <sup>2</sup> ) |  |
| WQCV (ft <sup>3</sup> )                  |  |
| WQCV Reduction (ft <sup>3</sup> )        |  |
| WQCV Reduction (%)                       |  |
| Untreated WQCV (ft <sup>3</sup> )        |  |

***APPENDIX D: REFERENCES***



OCT 08 REC'D

# Federal Emergency Management Agency

Washington, D.C. 20472

September 30, 2019

CERTIFIED MAIL  
RETURN RECEIPT REQUESTED

IN REPLY REFER TO:

Case No.: 19-08-0185R

The Honorable Mark Waller  
President, El Paso County  
Board of Commissioners  
200 South Cascade Avenue, Suite 100  
Colorado Springs, CO 80903

Community Name: El Paso County, CO  
Community No.: 080059

104

Dear Mr. Waller:

We are providing our comments with the enclosed Conditional Letter of Map Revision (CLOMR) on a proposed project within your community that, if constructed as proposed, could revise the effective Flood Insurance Study (FIS) report and Flood Insurance Rate Map (FIRM) for your community.

If you have any questions regarding the floodplain management regulations for your community, the National Flood Insurance Program (NFIP) in general, or technical questions regarding this CLOMR, please contact the Director, Mitigation Division of the Federal Emergency Management Agency (FEMA) Regional Office in Denver, at (303) 235-4830, or the FEMA Map Information eXchange (FMIX) toll free at 1-877-336-2627 (1-877-FEMA MAP). Additional information about the NFIP is available on our website at <https://www.fema.gov/national-flood-insurance-program>.

Sincerely,

Patrick "Rick" F. Sacbibit, P.E., Branch Chief  
Engineering Services Branch  
Federal Insurance and Mitigation Administration

List of Enclosures:

Conditional Letter of Map Revision Comment Document

cc: Mr. Keith Curtis, P.E., CFM  
Floodplain Administrator  
Pikes Peak Regional Building Department

Mr. Joe DesJardin, P.E.  
Director of Projects  
PT McCune, LLC

Mr. Lance VanDemark, P.E., MSCE  
Vice President – Civil Engineering  
The Vertex Companies, Inc.



# Federal Emergency Management Agency

Washington, D.C. 20472

## CONDITIONAL LETTER OF MAP REVISION COMMENT DOCUMENT

| COMMUNITY INFORMATION |  | PROPOSED PROJECT DESCRIPTION  | BASIS OF CONDITIONAL REQUEST  |
|-----------------------|--|---|---|
| COMMUNITY             | El Paso County<br>Colorado<br>(Unincorporated Areas) | CULVERT<br>DETENTION BASIN<br>FILL  | BASE MAP CHANGES<br>HYDROLOGIC ANALYSIS<br>HYDRAULIC ANALYSIS<br>UPDATED TOPOGRAPHIC DATA |
|                       | COMMUNITY NO.: 080059                                |   |   |
| IDENTIFIER            | McCune Ranch Subdivision                             | APPROXIMATE LATITUDE AND LONGITUDE: 39.077, -104.621<br>SOURCE: USGS QUADRANGLE DATUM: NAD 83 |   |
| AFFECTED MAP PANELS   |  |   |   |
| TYPE: FIRM*           | NO.: 08041C0310G DATE: December 7, 2018              | * FIRM - Flood Insurance Rate Map   |   |
| TYPE: FIRM            | NO.: 08041C0350G DATE: December 7, 2018              |   |   |

### FLOODING SOURCE AND REACH DESCRIPTION

West Kiowa Creek – from approximately 5,000 feet upstream of Meridian Road North to approximately 1,640 feet downstream of Hodgen Road

### PROPOSED PROJECT DESCRIPTION

| Flooding Source  | Proposed Project                  | Location of Proposed Project  |
|------------------|-----------------------------------|---|
| West Kiowa Creek | 2 New Triple 10'x10' Box Culverts | At approximately 6,220 feet upstream and 10,380 feet upstream of Meridian Road North  |
|                  | 6 New Detention Basins            | Located throughout the proposed subdivision centered approximately 2,690 feet northwest of the intersection of Meridian Road and Forest Green Drive |
|                  | Fill Placement                    | At the proposed box culverts approximately 6,220 feet upstream and 10,380 feet upstream of Meridian Road North                                      |

### SUMMARY OF IMPACTS TO FLOOD HAZARD DATA

| Flooding Source  | Effective Flooding | Proposed Flooding | Increases | Decreases |
|------------------|--------------------|-------------------|-----------|-----------|
| West Kiowa Creek | No BFEs*           | BFEs              | Yes       | None      |
|                  | Zone A             | Zone AE           | Yes       | Yes       |
|                  | Zone A             | Zone A            | None      | Yes       |

\* BFEs - Base (1-percent-annual-chance) Flood Elevations

### COMMENT

This document provides the Federal Emergency Management Agency's (FEMA's) comment regarding a request for a CLOMR for the project described above. This document is not a final determination; it only provides our comment on the proposed project in relation to the flood hazard information shown on the effective National Flood Insurance Program (NFIP) map. We reviewed the submitted data and the data used to prepare the effective flood hazard information for your community and determined that the proposed project meets the minimum floodplain management criteria of the NFIP. Your community is responsible for approving all floodplain development and for ensuring that all permits required by Federal or State/Commonwealth law have been received. State/Commonwealth, county, and community officials, based on their knowledge of local conditions and in the interest of safety, may set higher standards for construction in the Special Flood Hazard Area (SFHA), the area subject to inundation by the base flood. If the State/Commonwealth, county, or community has adopted more restrictive or comprehensive floodplain management criteria, these criteria take precedence over the minimum NFIP criteria.

This comment is based on the flood data presently available. If you have any questions about this document, please contact the FEMA Map Information eXchange (FMIX) toll free at 1-877-336-2627 (1-877-FEMA MAP) or by letter addressed to the LOMC Clearinghouse, 3601 Eisenhower Avenue, Suite 500, Alexandria, VA 22304-6426. Additional information about the NFIP is available on the FEMA website at <https://www.fema.gov/national-flood-insurance-program>.

Patrick "Rick" F. Sacbabit, P.E., Branch Chief  
Engineering Services Branch  
Federal Insurance and Mitigation Administration



Federal Emergency Management Agency  
Washington, D.C. 20472

CONDITIONAL LETTER OF MAP REVISION  
COMMENT DOCUMENT (CONTINUED)

COMMUNITY INFORMATION

To determine the changes in flood hazards that will be caused by the proposed project, we compared the hydraulic modeling reflecting the proposed project (referred to as the proposed conditions model) to the hydraulic modeling reflecting the existing conditions.

The table below shows the changes in the base flood water-surface elevations (WSELs).

| Base Flood WSEL Comparison Table  |                  |                                  |   |
|-----------------------------------|------------------|----------------------------------|---|
| Flooding Source: West Kiowa Creek |                  | Base Flood WSEL<br>Change (feet) | Location of maximum change                                |
| Proposed vs.<br>Existing          | Maximum increase | 4.9                              | Approximately 6,260 feet upstream of Meridian Road North  |
|                                   | Maximum decrease | 0.4                              | Approximately 11,160 feet upstream of Meridian Road North |

NFIP regulations Subparagraph 60.3(b)(7) requires communities to ensure that the flood-carrying capacity within the altered or relocated portion of any watercourse is maintained. This provision is incorporated into your community's existing floodplain management ordinances; therefore, responsibility for maintenance of the altered or relocated watercourse, including any related appurtenances such as bridges, culverts, and other drainage structures, rests with your community. We may request that your community submit a description and schedule of maintenance activities necessary to ensure this requirement.

This comment is based on the flood data presently available. If you have any questions about this document, please contact the FEMA Map Information eXchange (FMIX) toll free at 1-877-336-2627 (1-877-FEMA MAP) or by letter addressed to the LOMC Clearinghouse, 3601 Eisenhower Avenue, Suite 500, Alexandria, VA 22304-6426. Additional information about the NFIP is available on the FEMA website at <https://www.fema.gov/national-flood-insurance-program>.

Patrick "Rick" F. Sacbbit, P.E., Branch Chief  
Engineering Services Branch  
Federal Insurance and Mitigation Administration





Federal Emergency Management Agency  
Washington, D.C. 20472

**CONDITIONAL LETTER OF MAP REVISION  
COMMENT DOCUMENT (CONTINUED)**

**COMMUNITY INFORMATION (CONTINUED)**

**DATA REQUIRED FOR FOLLOW-UP LOMR**

Upon completion of the project, your community must submit the data listed below and request that we make a final determination on revising the effective FIRM and FIS report. If the project is built as proposed and the data below are received, a revision to the FIRM and FIS report would be warranted.

- Detailed application and certification forms must be used for requesting final revisions to the maps. Therefore, when the map revision request for the area covered by this letter is submitted, Form 1, entitled "Overview and Concurrence Form," must be included. A copy of this form may be accessed at <https://www.fema.gov/media-library/assets/documents/1343>.
- The detailed application and certification forms listed below may be required if as-built conditions differ from the proposed plans. If required, please submit new forms, which may be accessed at <https://www.fema.gov/media-library/assets/documents/1343>, or annotated copies of the previously submitted forms showing the revised information.

Form 2, entitled "Riverine Hydrology and Hydraulics Form." Hydraulic analyses for as-built conditions of the base flood must be submitted with Form 2.

Form 3, entitled "Riverine Structures Form."

- A certified topographic work map showing the revised and effective base floodplain boundaries. Please ensure that the revised information ties in with the current effective information at the downstream and upstream ends of the revised reach.
- An annotated copy of the FIRM, at the scale of the effective FIRM, that shows the revised base floodplain boundary delineations shown on the submitted work map and how they tie-in to the base floodplain boundary delineations shown on the current effective FIRM at the downstream and upstream ends of the revised reach.
- As-built plans, certified by a registered Professional Engineer, of all proposed project elements.
- Documentation of the individual legal notices sent to property owners who will be affected by any widening or shifting of the base floodplain and/or any BFE establishment along West Kiowa Creek.

This comment is based on the flood data presently available. If you have any questions about this document, please contact the FEMA Map Information eXchange (FMIX) toll free at 1-877-336-2627 (1-877-FEMA MAP) or by letter addressed to the LOMC Clearinghouse, 3601 Eisenhower Avenue, Suite 500, Alexandria, VA 22304-6426. Additional information about the NFIP is available on the FEMA website at <https://www.fema.gov/national-flood-insurance-program>.

Patrick "Rick" F. Sacbibit, P.E., Branch Chief  
Engineering Services Branch  
Federal Insurance and Mitigation Administration



Federal Emergency Management Agency  
Washington, D.C. 20472

**CONDITIONAL LETTER OF MAP REVISION  
COMMENT DOCUMENT (CONTINUED)**

**COMMUNITY INFORMATION (CONTINUED)**

**DATA REQUIRED FOR FOLLOW-UP LOMR (continued)**

- An officially adopted maintenance and operation plan for the six new detention basins within the subdivision. This plan, which may be in the form of a written statement from the community Chief Executive Officer, an ordinance, or other legislation, must describe the nature of the maintenance activities, the frequency with which they will be performed, and the title of the local community official who will be responsible for ensuring that the maintenance activities are accomplished.
- FEMA's fee schedule for reviewing and processing requests for conditional and final modifications to published flood information and maps may be accessed at <https://www.fema.gov/forms-documents-and-software/flood-map-related-fees>. The fee at the time of the map revision submittal must be received before we can begin processing the request. Payment of this fee can be made through a check or money order, made payable in U.S. funds to the National Flood Insurance Program, or by credit card (Visa or MasterCard only). Please either forward the payment, along with the revision application, to the following address:

LOMC Clearinghouse  
Attention: LOMR Manager  
3601 Eisenhower Avenue, Suite 500  
Alexandria, Virginia 22304-6426

or submit the LOMR using the Online LOMC portal at: <https://hazards.fema.gov/femaportal/onlinelomc/signin>

After receiving appropriate documentation to show that the project has been completed, FEMA will initiate a revision to the FIRM and FIS report. Because the flood hazard information (i.e., base flood elevations, base flood depths, SFHAs, zone designations, and/or regulatory floodways) will change as a result of the project, a 90-day appeal period will be initiated for the revision, during which community officials and interested persons may appeal the revised flood hazard information based on scientific or technical data.

This comment is based on the flood data presently available. If you have any questions about this document, please contact the FEMA Map Information eXchange (FMIX) toll free at 1-877-336-2627 (1-877-FEMA MAP) or by letter addressed to the LOMC Clearinghouse, 3601 Eisenhower Avenue, Suite 500, Alexandria, VA 22304-6426. Additional information about the NFIP is available on the FEMA website at <https://www.fema.gov/national-flood-insurance-program>.

Patrick "Rick" F. Sacbbit, P.E., Branch Chief  
Engineering Services Branch  
Federal Insurance and Mitigation Administration



Federal Emergency Management Agency  
Washington, D.C. 20472

**CONDITIONAL LETTER OF MAP REVISION  
COMMENT DOCUMENT (CONTINUED)**

**COMMUNITY INFORMATION (CONTINUED)**

**COMMUNITY REMINDERS**

We have designated a Consultation Coordination Officer (CCO) to assist your community. The CCO will be the primary liaison between your community and FEMA. For information regarding your CCO, please contact:

Ms. Jeanine P. Petterson  
Director, Mitigation Division  
Federal Emergency Management Agency, Region VIII  
Denver Federal Center, Building 710  
P.O. Box 25267  
Denver, CO 80225-0267  
(303) 235-4830

This comment is based on the flood data presently available. If you have any questions about this document, please contact the FEMA Map Information eXchange (FMIX) toll free at 1-877-336-2627 (1-877-FEMA MAP) or by letter addressed to the LOMC Clearinghouse, 3601 Eisenhower Avenue, Suite 500, Alexandria, VA 22304-6426. Additional Information about the NFIP is available on the FEMA website at <https://www.fema.gov/national-flood-insurance-program>.

Patrick "Rick" F. Sacbibit, P.E., Branch Chief  
Engineering Services Branch  
Federal Insurance and Mitigation Administration

**McCune Ranch Subdivision  
aka Winsome Subdivision**  
17480 Meridian Road North  
Colorado Springs, Colorado 80924

**REQUEST FOR CONDITIONAL LETTER OF MAP REVISION  
FOR WEST KIOWA CREEK  
COLORADO SPRINGS, COLORADO**

**JULY 1, 2019**

**PREPARED FOR:**

PT McCune, LLC  
Joseph W DesJardin  
1864 Woodmoor Drive, Suite 100  
Monument, Colorado 80132

**PREPARED BY:**

The Vertex Companies, Inc.  
2420 W. 26<sup>th</sup> Avenue, Suite 100-D  
Denver, Colorado 80211  
**PHONE:** 303-623-9116

VERTEX Project: 49388  
FEMA Case No: 19-08-0185R

  
\_\_\_\_\_  
Jason Priddy  
Project Engineer

  
\_\_\_\_\_  
Lance VanDemark, P.E.  
Project Manager

**Request for Conditional Letter of Map Revision - Case No: 19-08-0185R**  
**McCune Ranch Subdivision**  
**Colorado Springs, Colorado**

**TABLE OF CONTENTS**

|     |  |   |
|-----|--|---|
| 1.0 | INTRODUCTION .....                           | 1 |
| 2.0 | GENERAL LOCATION AND DESCRIPTION .....       | 1 |
|     | GENERAL LOCATION .....                       | 2 |
|     | DESCRIPTION OF PROPERTY .....                | 3 |
|     | PROPOSED DEVELOPMENT .....                   | 3 |
| 3.0 | PROPOSED DESIGN CONDITIONS.....              | 4 |
|     | REGULATIONS .....                            | 4 |
|     | PROPOSED DRAINAGE .....                      | 4 |
|     | PROPOSED BRIDGES.....                        | 4 |
|     | HYDROLOGICAL AND HYDRAULIC CRITERIA .....    | 5 |
| 4.0 | HYDRAULIC MODEL RESULTS.....                 | 6 |
| 5.0 | SEDIMENT TRANSPORT .....                     | 6 |
| 6.0 | SCOUR ANALYSIS.....                          | 7 |
| 7.0 | ESA COMPLIANCE.....                          | 8 |
| 8.0 | OPERATION AND MAINTAINANCE REQUIREMENTS..... | 8 |
| 9.0 | PROPOSED CONDITION BFE INCREASE .....        | 8 |

**Request for Conditional Letter of Map Revision - Case No: 19-08-0185R**  
**McCune Ranch Subdivision**  
**Colorado Springs, Colorado**

**APPENDICES**

- A. REPRESENTATIVE PHOTOGRAPHS
- B. WORKING MAPS AND OTHER REQUIRED DOCUMENTS
- C. STUDIED EXISTING CONDITION 100 YEAR FLOODPLAIN MAP
- D. STUDIED PROPOSED CONDITION 100 YEAR FLOODPLAIN MAP
- E. ANNOTATED FIRMETTE MAPS
- F. HYDRAULIC ANALYSIS
  - i. STUDIED 100 YEAR FLOODPLAIN DATA
  - ii. STUDIED EXISTING CONDITION 100 YEAR FLOODPLAIN CROSS SECTIONS
  - iii. STUDIED EXISTING CONDITION 100 YEAR FLOODPLAIN PROFILE
  - iv. STUDIED PROPOSED CONDITION 100 YEAR FLOODPLAIN CROSS SECTIONS
  - v. STUDIED PROPOSED CONDITION 100 YEAR FLOODPLAIN PROFILE
  - vi. PROPOSED BRIDGE DETAILS, DRAWINGS, AND SPECIFICATIONS
- G. PROJECT DRAINAGE REPORT
- H. ENVIRONMENTAL ANALYSIS
  - i. ENDANGERED SPECIES "NO-TAKE" LETTER
  - ii. US FISH AND WILDLIFE "NO CONCERN" LETTER
  - iii. MCCUNE RANCH - NATURAL FEATURES AND WETLAND REPORT

# **Request for Conditional Letter of Map Revision for West Kiowa Creek McCune Ranch Subdivision Colorado Springs, Colorado**

Page 1

## **1.0 INTRODUCTION**

The purpose of this submittal is to request a Conditional Letter of Map Revision (CLOMR) for a flooding source in El Paso County, Colorado known as West Kiowa Creek. This request is requisite for a 760-acre property, known as the proposed McCune Ranch Subdivision (aka Winsome Subddidision). West Kiowa Creek, which flows across the property from west to east, is currently mapped as an approximate Zone A. Stormwater is directed from the contributing basins across the property along an approximate 1.25-mile flow path. The proposed development will affect FIRM map number 08041C0350G and 08041C0310G, effective December 7, 2018. Basin hydrology and hydraulics have been modeled and are included in this study to identify the Special Flood Hazard Area (SFHA). The basis of this request is to identify the floodplain boundary for the residential subdivision proposed for the site, and to assess the extent of flood risk relative to two proposed bridges.

## **2.0 GENERAL LOCATION AND DESCRIPTION**

The following report provides detailed drainage and floodplain information for existing and proposed conditions of the McCune Ranch Subdivision project. The intent of this report is to show the extent of flood risk through the proposed site, and the boundaries of the SFHA, as well as other storm events per FEMA requirements. The information given in this report is intended to provide data resulting from a detailed analysis of stormwater drainage and define the 100-year floodplain. Because the subject reach is currently an approximate Zone A, Base Flood Elevations (BFE's) will be defined. A floodway has not been delineated. This development is in a rural area and will consist of large-lot single family residential parcels, a small commercial area, preserved open space, as well as the roads and required utility infrastructure.



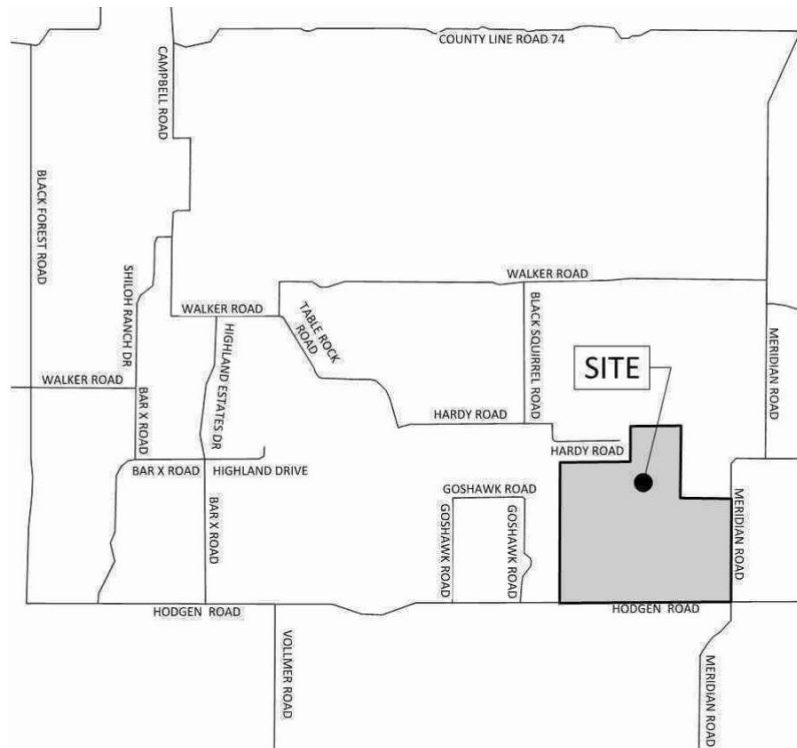
# Request for Conditional Letter of Map Revision for West Kiowa Creek McCune Ranch Subdivision Colorado Springs, Colorado

Page 2

## GENERAL LOCATION

The site is located at 17480 Meridian Road North or, more generally, at the northwest corner of Hodgen Road and Meridian Road North in unincorporated El Paso County. The subject property is undeveloped and situated in the West Half of Section 19, Township 11 South, Range 64 West of the 6th P.M., County of El Paso, State of Colorado.

The site is bounded to the south by Hodgen Road, to the east by Meridian Road North, and to the north and west by several parcels zoned primarily as Agricultural and Residential use with some Forest Land. On the east side of Median Road is Forest Green Subdivision, a low-density single-family development. On the south side of Hodgen Road is Bison Meadows Subdivision which is also a low-density single family residential subdivision. The remainder of properties surrounding the site have not yet been formally platted. The site has not been included in any previous drainage study.



**VERTEX**®



**Request for Conditional Letter of Map Revision for West Kiowa Creek  
McCune Ranch Subdivision  
Colorado Springs, Colorado**

Page 3

**DESCRIPTION OF PROPERTY**

The existing site contains 766 acres of agricultural grazing land and dry farm land. Ground cover consists mainly of native grasses and shrubs and contains several stands of evergreen trees along its southern and northern boundary. Existing wetlands are present along West Kiowa Creek and its tributaries, wetland boundaries are located roughly 50 feet to either side of the thalweg of West Kiowa Creek and the drainageway way to the south of the creek on the property. There are no existing irrigation canals or ditches on the project site nor are there any major geologic features. The property generally slopes in a northeasterly direction with slopes ranging between 1-16%. Soils consist of Alamosa loam, Brussett loam, Cruckton sandy loam, Elbeth sandy loam, Holderness loam, Kettle gravelly loamy sands, Peyton sandy loam, Peyton-Pring complex, Pring course sandy loam, Tomah-Crowford loamy sands and Tomah-Crowfoot complex. Most of the site has soils classified in Hydrologic Soil Group B; however, the property also contains a mixture of soils from Hydrologic Soils Groups C and D located in the areas in and adjacent to West Kiowa Creek and its tributaries.

**PROPOSED DEVELOPMENT**

The development of this property will consist of 143 2.5 to 5-acre single family residential lots and the requisite public roads and stormwater infrastructure to serve them. Anticipated construction activities include earthwork and paving associated with the public roads, as well as the installation of culverts and detention ponds to convey and treat stormwater on the site. The primary access for the site will be from Hodgen Road and Meridian Road. A site plan for the project is included in the appendix.



**Request for Conditional Letter of Map Revision for West Kiowa Creek  
McCune Ranch Subdivision  
Colorado Springs, Colorado**

Page 4

### **3.0 PROPOSED DESIGN CONDITIONS**

#### **REGULATIONS**

The hydrologic calculations in this report comply with the City of Colorado Springs/El Paso County Drainage Criteria Manuals, and FEMA drainage criteria. There are no previous drainage studies that cover this property.

#### **EXISTING DRAINAGE**

Historically, the runoff from the property flows into West Kiowa Creek, which bisects the site flowing from the southwest corner of the property to the northeast corner. There are 10 on-site sub-basins and 6 off-site sub-basin that contribute flows to West Kiowa Creek. The 10 on-site sub-basins correspond to the largest defined natural drainage channels that occur on site, while the 6 off-site basins are defined by the entire West Kiowa Creek watershed that is upstream from the subject property.

#### **PROPOSED DRAINAGE**

All existing drainage patterns will be maintained throughout the site to the extent possible. The path of the main thalweg is not altered, however 2 new box culverts are proposed at road crossings within the development. To calculate the design flows at points across the project, the existing basins were subdivided into 35 on-site sub-basins and 8 off-site sub-basins in the proposed condition. Stormwater detention ponds have been designed to control flow such that all flow off the site will be at or below historic averages.

#### **PROPOSED BRIDGES**

The project includes two triple box culverts at points where roads cross the floodplain. The culverts are sized at (3) 10' wide x 10' high totaling approximately 30' wide x 10' high of flow



**Request for Conditional Letter of Map Revision for West Kiowa Creek  
McCune Ranch Subdivision  
Colorado Springs, Colorado**

Page 5

area. In the 100-year storm there is no overtopping of the road. This condition meets local requirements for this road category. The length of both box culverts is sized to accommodate 2 lanes of traffic and road shoulder. Details of the proposed culverts is included in the appendix.

The culverts will have flared end sections with a concrete apron that funnels the entering water in and spreads the exiting flow out. A rip-rap bed will be used at the culvert exit points to address potential erosion. The culverts will be installed at grade with 0.5% slope and allow the passage of aquatic life.

#### **HYDROLOGICAL AND HYDRAULIC CRITERIA**

Topographic mapping was developed from LiDAR and field mapping conducted in 2011, and obtained from the licensed GIS data service of El Paso County. El Paso County GIS Services projects the contours in the Colorado Central Zone in State Plane (Feet) units using the NAD83 horizontal datum. The vertical datum is NAVD.

Since this project contains sub-basins over 100 acres, times of concentration and peak runoff values were calculated using the SCS TR-55 Hydrograph method as required by the City of Colorado Springs/El Paso County Drainage Criteria Manuals. The model utilizes the SCS Type II 24-hr rainfall distribution and rain gauge data for the county.

Hydraulic modeling of the floodplain was performed using HEC-RAS version 5.0. Manning's n-values of 0.03 for in channel areas and 0.035 for overbank areas were used in the model based on site observation and referencing within Ven Te Chow's Open Channel Hydraulics. Contraction and expansion coefficients are 0.1 and 0.3 respectively, for all cross sections except for the two box culverts where 0.3 and 0.5 are used at the appropriate sections.



**Request for Conditional Letter of Map Revision for West Kiowa Creek  
McCune Ranch Subdivision  
Colorado Springs, Colorado**

Page 6

#### 4.0 HYDRAULIC MODEL RESULTS

A HEC-RAS section analysis was performed to identify the floodplain width for the different storm events. Pertinent model information is included in the appendix. The following tables summarize the results:

| COMPARATIVE EXISTING AND PROPOSED SECTION DATA |                  |                  |             |              |              |                  |
|--|------------------|------------------|-------------|--------------|--------------|------------------|
| CROSS SECTION                                  | EC 100-YEAR WSEL | PC 100-YEAR WSEL | WSEL IMPACT | EC TOP WIDTH | PC TOP WIDTH | TOP WIDTH IMPACT |
| 72+34  | 7337.98          | 7338.11          | 0.13        | 62.28        | 63.12        | 0.84             |
| 69+69  | 7335.41          | 7335.52          | 0.11        | 63.13        | 64.11        | 0.98             |
| 67+63  | 7333.50          | 7333.63          | 0.13        | 63.51        | 64.92        | 1.41             |
| 65+42  | 7331.02          | 7331.14          | 0.12        | 72.18        | 74.22        | 2.04             |
| 63+02  | 7328.83          | 7328.85          | 0.02        | 76.66        | 76.90        | 0.24             |
| 61+34  | 7327.64          | 7327.28          | -0.36       | 135.78       | 131.11       | -4.67            |
| 58+12  | 7325.32          | 7326.47          | 1.15        | 129.67       | 201.82       | 72.15            |
| 54+80  | 7323.11          | 7326.65          | 3.54        | 177.66       | 349.50       | 171.84           |
| 53+75  | 7322.89          | 7326.35          | 3.46        | 136.48       | 278.31       | 141.83           |
| 53+10  | CULVERT          |                  |             |              |              |                  |
| 52+56  | 7321.54          | 7321.50          | -0.04       | 111.61       | 110.20       | -1.41            |
| 51+58  | 7318.63          | 7318.71          | 0.08        | 102.69       | 103.09       | 0.40             |
| 48+10  | 7316.70          | 7316.81          | 0.11        | 178.97       | 179.90       | 0.93             |
| 47+01  | 7316.60          | 7316.71          | 0.11        | 145.65       | 146.50       | 0.85             |
| 44+67  | 7315.62          | 7315.70          | 0.08        | 112.95       | 114.47       | 1.52             |
| 43+12  | 7314.33          | 7314.40          | 0.07        | 115.02       | 115.43       | 0.41             |
| 40+58  | 7310.97          | 7311.05          | 0.08        | 98.36        | 99.53        | 1.17             |
| 37+56  | 7308.35          | 7308.45          | 0.10        | 84.42        | 86.18        | 1.76             |
| 36+71  | 7307.43          | 7307.52          | 0.09        | 95.71        | 96.89        | 1.18             |
| 33+13  | 7304.27          | 7304.40          | 0.13        | 98.47        | 102.90       | 4.43             |
| 30+53  | 7300.93          | 7301.03          | 0.10        | 68.96        | 69.79        | 0.83             |
| 29+16  | 7299.69          | 7299.80          | 0.11        | 66.66        | 67.41        | 0.75             |
| 25+59  | 7297.05          | 7297.13          | 0.08        | 117.36       | 118.75       | 1.39             |
| 23+56  | 7294.53          | 7294.61          | 0.08        | 88.27        | 88.75        | 0.48             |
| 21+15  | 7292.39          | 7292.45          | 0.06        | 99.33        | 99.93        | 0.60             |

**Request for Conditional Letter of Map Revision for West Kiowa Creek  
McCune Ranch Subdivision  
Colorado Springs, Colorado**

Page 7

|       |         |         |       |        |        |        |
|-------|---------|---------|-------|--------|--------|--------|
| 18+26 | 7289.01 | 7289.14 | 0.13  | 84.94  | 86.77  | 1.83   |
| 16+18 | 7288.55 | 7289.44 | 0.89  | 266.32 | 299.59 | 33.27  |
| 15+15 | 7286.83 | 7289.46 | 2.63  | 166.37 | 425.09 | 258.72 |
| 13+21 | 7285.19 | 7289.40 | 4.21  | 154.03 | 291.86 | 137.83 |
| 12+24 | 7284.44 | 7289.09 | 4.65  | 157.81 | 255.05 | 97.24  |
| 11+60 | CULVERT |         |       |        |        |        |
| 11+05 | 7284.18 | 7283.36 | -0.82 | 145.88 | 124.12 | -21.76 |
| 10+07 | 7282.77 | 7282.73 | -0.04 | 89.32  | 88.93  | -0.39  |
| 8+93  | 7281.41 | 7281.40 | -0.01 | 243.26 | 243.18 | -0.08  |
| 6+78  | 7278.50 | 7278.47 | -0.03 | 265.74 | 265.53 | -0.21  |
| 4+40  | 7276.47 | 7276.45 | -0.02 | 146.63 | 146.38 | -0.25  |

## 5.0 SEDIMENT TRANSPORT

After visual observation and examining historical records, there are no indications that sediment or debris transport will impact base flood elevations (BFE). The stream appears to be in a stable state with no evidence that the structure has been recently influenced by sediment deposition, degrading of the bank or stream bed, or vegetative cover in the flow path. Further, the proposed stormwater detention ponds will help address potential sediment before it reaches the floodplain area. As a result, sediment transport is not included in this analysis.

## 6.0 SCOUR ANALYSIS

The potential for scour of the floodway, and the associated impacts on water surface elevations, were considered as a part of this analysis. The two box culverts have been designed with characteristics to help address this in major storm events. At the exit point of the culvert, a combination of flared wing walls, a concrete apron, and a rip-rap bed are proposed to reduce the velocity of the water and the impacts of scour.

**Request for Conditional Letter of Map Revision for West Kiowa Creek  
McCune Ranch Subdivision  
Colorado Springs, Colorado**

Page 8

## **7.0 ESA COMPLIANCE**

An environmental features study dated October 1, 2018 has been prepared by Ecosystem Services for this project and is included in the appendix. Ecos has also provided a letter of “No Take” addressing ESA requirements. Further, a letter of “No Concern” from the US Fish and Wildlife Department has also been obtained and is included.

## **8.0 OPERATION AND MAINTAINANCE REQUIREMENTS**

Metropolitan districts are being created for the neighborhood that will have the responsibility of maintaining drainage facilities and the floodplain area.

## **9.0 PROPOSED CONDITION BFE INCREASE**

The Base (1-percent-annual-chance) Flood Elevation (BFE) increases to greater than 1.0 foot within the current, effective approximate Zone A immediately upstream of each of the two bridges. Fulfillment of the requirements set forth in 44 CFR 65.12 are described below:

- a) Certification that no structures are affected by the increased BFE: Please see stamped certification on the next page.
- b) Documentation of individual legal notice to all affected property owners, explaining the impact of the proposed action on their property: The only affected property owner is the applicant of this LOMR request, thus the applicant is apprised of the impact of the proposed development, de facto.
- c) An evaluation of alternatives that would not result in an increase in BFE has been conducted. To access over half of the project area, the floodplain of this site must be crossed. Other bridge configurations are being considered, but due to the significant



**Request for Conditional Letter of Map Revision for West Kiowa Creek  
McCune Ranch Subdivision  
Colorado Springs, Colorado**

Page 9

expense associated with a bridge of this size, box culverts are currently being specified. Further, alternative road alignments and ingress/egress locations were considered but deemed infeasible for the project.

**Request for Conditional Letter of Map Revision for West Kiowa Creek  
McCune Ranch Subdivision  
Colorado Springs, Colorado**

Page 10

Certification that no structures will be affected by the rises in Base Flood Elevations (BFEs) as a result of the proposed project subject to this request. There are no existing structures currently within the boundary of the project.



---

**Lance P. VanDemark PE, MSCE**

**VICE PRESIDENT – CIVIL ENGINEERING**

**O: 303.623.9116 | D: 720.545.0459 | C: 303.263.3102 | VERTEXENG.COM**

**THE VERTEX COMPANIES, INC.**  
**2420 W. 26TH AVE., SUITE 100-D**  
**DENVER, CO 80211**

**VERTEX®**



A. REPRESENTATIVE PHOTOGRAPHS

















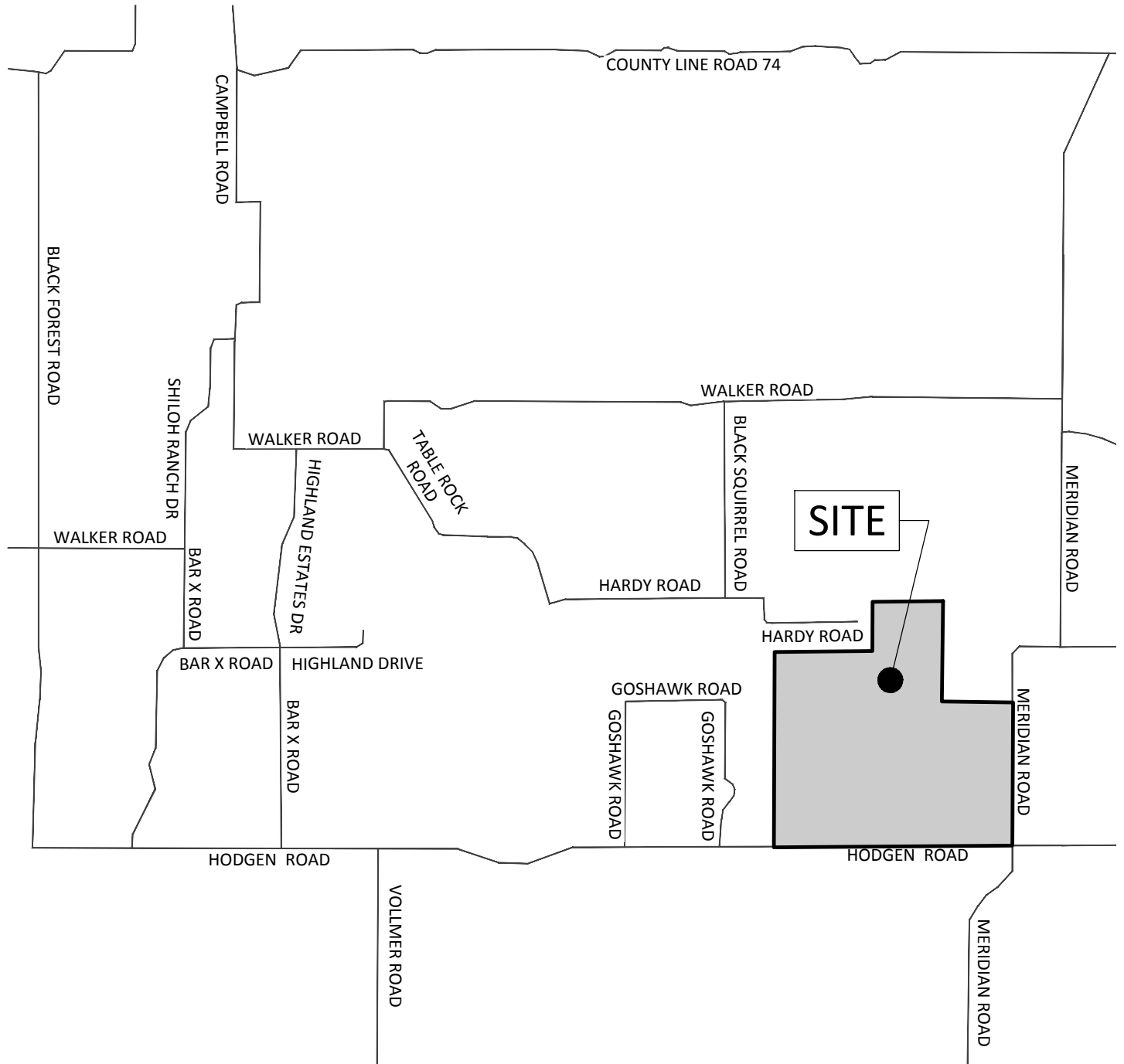






B. WORKING MAPS AND OTHER REQUIRED DOCUMENTS

# VICINITY MAP



## VICINITY MAP

MCCUNE RANCH SUBDIVISION

17480 MERIDIAN ROAD  
ELBERT, COLORADO

|           |            |
|-----------|------------|
| File No.: |            |
| Date:     | 10/04/2018 |
| Drawn:    | JCP        |
| Checked:  | LPV        |
| Job No.:  | 49388      |

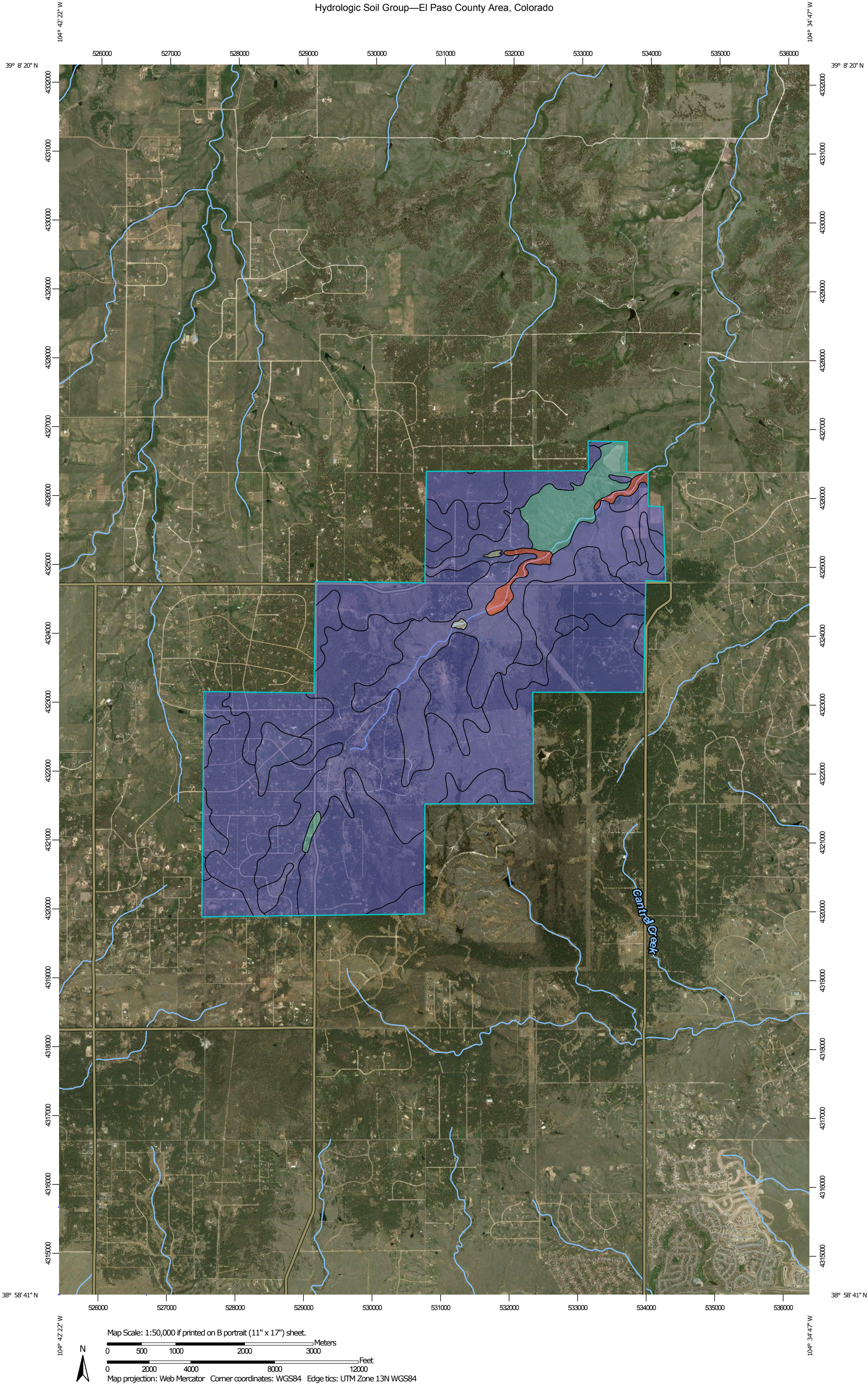
FIGURE

1

**VERTEX**<sup>®</sup>



Hydrologic Soil Group—El Paso County Area, Colorado



Map Scale: 1:50,000 if printed on B portrait (11" x 17") sheet.  
0 500 1000 2000 3000 Meters  
0 2000 4000 8000 12000 Feet  
Map projection: Web Mercator Corner coordinates: WGS84 Edge tics: UTM Zone 13N WGS84



## MAP LEGEND

### Area of Interest (AOI)

 Area of Interest (AOI)

### Soils

#### Soil Rating Polygons

 A  
 A/D  
 B  
 B/D  
 C  
 C/D  
 D  
 Not rated or not available

#### Soil Rating Lines


 A  
 A/D  
 B  
 B/D  
 C  
 C/D  
 D  
 Not rated or not available

#### Soil Rating Points





 A  
 A/D  
 B  
 B/D

 C  
 C/D  
 D  
 Not rated or not available

### Water Features

 Streams and Canals

### Transportation

 Rails  
 Interstate Highways  
 US Routes  
 Major Roads

### Background

 Aerial Photography

## MAP INFORMATION

The soil surveys that comprise your AOI were mapped at 1:24,000.

Please rely on the bar scale on each map sheet for map measurements.

Source of Map: Natural Resources Conservation Service

Web Soil Survey URL:

Coordinate System: Web Mercator (EPSG:3857)

Maps from the Web Soil Survey are based on the Web Mercator projection, which preserves direction and shape but distorts distance and area. A projection that preserves area, such as the Albers equal-area conic projection, should be used if more accurate calculations of distance or area are required.

This product is generated from the USDA-NRCS certified data as of the version date(s) listed below.

Soil Survey Area: El Paso County Area, Colorado

Survey Area Data: Version 15, Oct 10, 2017

Soil map units are labeled (as space allows) for map scales 1:50,000 or larger.

Date(s) aerial images were photographed: May 22, 2016—Mar 9, 2017

The orthophoto or other base map on which the soil lines were compiled and digitized probably differs from the background imagery displayed on these maps. As a result, some minor shifting of map unit boundaries may be evident.

## Hydrologic Soil Group

| Map unit symbol                    | Map unit name                                      | Rating | Acres in AOI   | Percent of AOI |
|------------------------------------|--|--------|----------------|----------------|
| 1                                  | Alamosa loam, 1 to 3 percent slopes                | D      | 80.6           | 1.2%           |
| 15                                 | Brussett loam, 3 to 5 percent slopes               | B      | 6.0            | 0.1%           |
| 21                                 | Cruckton sandy loam, 1 to 9 percent slopes         | B      | 4.7            | 0.1%           |
| 25                                 | Elbeth sandy loam, 3 to 8 percent slopes           | B      | 2,081.3        | 31.8%          |
| 26                                 | Elbeth sandy loam, 8 to 15 percent slopes          | B      | 2,075.9        | 31.7%          |
| 34                                 | Holderness loam, 1 to 5 percent slopes             | C      | 15.5           | 0.2%           |
| 36                                 | Holderness loam, 8 to 15 percent slopes            | C      | 278.7          | 4.3%           |
| 40                                 | Kettle gravelly loamy sand, 3 to 8 percent slopes  | B      | 400.4          | 6.1%           |
| 41                                 | Kettle gravelly loamy sand, 8 to 40 percent slopes | B      | 265.1          | 4.0%           |
| 67                                 | Peyton sandy loam, 5 to 9 percent slopes           | B      | 36.3           | 0.6%           |
| 68                                 | Peyton-Pring complex, 3 to 8 percent slopes        | B      | 38.1           | 0.6%           |
| 71                                 | Pring coarse sandy loam, 3 to 8 percent slopes     | B      | 26.0           | 0.4%           |
| 92                                 | Tomah-Crowfoot loamy sands, 3 to 8 percent slopes  | B      | 661.6          | 10.1%          |
| 93                                 | Tomah-Crowfoot complex, 8 to 15 percent slopes     | B      | 574.4          | 8.8%           |
| 111                                | Water  |        | 10.0           | 0.2%           |
| <b>Totals for Area of Interest</b> |  |        | <b>6,554.4</b> | <b>100.0%</b>  |

## Description

Hydrologic soil groups are based on estimates of runoff potential. Soils are assigned to one of four groups according to the rate of water infiltration when the soils are not protected by vegetation, are thoroughly wet, and receive precipitation from long-duration storms.

The soils in the United States are assigned to four groups (A, B, C, and D) and three dual classes (A/D, B/D, and C/D). The groups are defined as follows:

Group A. Soils having a high infiltration rate (low runoff potential) when thoroughly wet. These consist mainly of deep, well drained to excessively drained sands or gravelly sands. These soils have a high rate of water transmission.

Group B. Soils having a moderate infiltration rate when thoroughly wet. These consist chiefly of moderately deep or deep, moderately well drained or well drained soils that have moderately fine texture to moderately coarse texture. These soils have a moderate rate of water transmission.

Group C. Soils having a slow infiltration rate when thoroughly wet. These consist chiefly of soils having a layer that impedes the downward movement of water or soils of moderately fine texture or fine texture. These soils have a slow rate of water transmission.

Group D. Soils having a very slow infiltration rate (high runoff potential) when thoroughly wet. These consist chiefly of clays that have a high shrink-swell potential, soils that have a high water table, soils that have a claypan or clay layer at or near the surface, and soils that are shallow over nearly impervious material. These soils have a very slow rate of water transmission.

If a soil is assigned to a dual hydrologic group (A/D, B/D, or C/D), the first letter is for drained areas and the second is for undrained areas. Only the soils that in their natural condition are in group D are assigned to dual classes.

## Rating Options

*Aggregation Method:* Dominant Condition

*Component Percent Cutoff:* None Specified

*Tie-break Rule:* Higher

C. STUDIED EXISTING CONDITION 100 YEAR FLOODPLAIN MAP



## FEMA CLOMR SUBMITTAL

CASE #: 19-08-0185R

A PARCEL OF PROPERTY LOCATED IN SECTIONS 13 & 24, TOWNSHIP 11 SOUTH, RANGE 65 WEST OF THE 6TH P.M. AND IN THE WEST HALF OF THE WEST HALF OF SECTION 19, TOWNSHIP 11 SOUTH, RANGE 64 WEST OF THE 6TH P.M., COUNTY OF EL PASO, STATE OF COLORADO



| WEST KIOWA CREEK EXISTING CONDITIONS 100-YEAR FLOOD DATA   |                  |  |  |
|--|------------------|--|--|
| CROSS SECTION  | 100-YEAR EC WSEL | 100-YEAR EC TOP WIDTH INCLUDING INEFFECTIVE FLOW | 100-YEAR EC TOP WIDTH EXCLUDING INEFFECTIVE FLOW |
| 72+34  | 7337.98          | 62.28  | 62.28  |
| 69+69  | 7335.41          | 63.13  | 63.13  |
| 67+63  | 7333.50          | 63.51  | 63.51  |
| 65+42  | 7331.02          | 72.18  | 72.18  |
| 63+02  | 7328.83          | 76.66  | 76.66  |
| 61+34  | 7327.64          | 135.78   | 135.78   |
| 58+12  | 7325.32          | 129.67   | 129.67   |
| 54+80  | 7323.11          | 177.66   | 139.36   |
| 53+75  | 7322.89          | 136.48   | 136.48   |
| 53+10  |                  |  |  |
| 52+56  | 7321.54          | 111.61   | 111.61   |
| 51+58  | 7318.63          | 102.69   | 102.69   |
| 48+10  | 7316.70          | 178.97   | 178.97   |
| 47+01  | 7316.60          | 145.65   | 145.65   |
| 44+67  | 7315.62          | 112.95   | 112.95   |
| 43+12  | 7314.33          | 115.02   | 115.02   |
| 40+58  | 7310.97          | 98.36  | 98.36  |
| 37+56  | 7308.35          | 84.42  | 84.42  |
| 36+71  | 7307.43          | 95.71  | 95.71  |
| 33+13  | 7304.27          | 98.47  | 98.47  |
| 30+53  | 7300.93          | 68.96  | 68.96  |
| 29+16  | 7299.69          | 66.66  | 66.66  |
| 25+59  | 7297.05          | 117.36   | 117.36   |
| 23+56  | 7294.53          | 88.27  | 88.27  |
| 21+15  | 7292.39          | 99.33  | 99.33  |
| 18+26  | 7289.01          | 84.94  | 84.94  |
| 16+18  | 7288.55          | 266.32   | 266.32   |
| 15+15  | 7286.83          | 166.37   | 82.16  |
| 13+21  | 7285.19          | 154.03   | 154.03   |
| 12+24  | 7284.44          | 157.81   | 157.81   |
| 11+60  |                  |  |  |
| 11+05  | 7284.18          | 145.88   | 145.88   |
| 10+07  | 7282.77          | 89.32  | 89.32  |
| 8+93   | 7281.41          | 243.26   | 243.26   |
| 6+78   | 7278.50          | 265.74   | 265.74   |
| 4+40   | 7276.47          | 146.63   | 146.63   |
| SKEW ANGLE APPLIED IN HEC-RAS OF 55° @ 51+58 AND 45° @ 10+07. DASHED LINE AT THESE CROSS SECTIONS REPRESENTS ADJUSTED ANGLE. |                  |  |  |

BENCHMARK: NORTHWEST CORNER OF SECTION 24, TOWNSHIP 11 SOUTH,  
RANGE 65 WEST OF THE 6<sup>TH</sup> P.M.

A 3.5" ALUMINUM CAP STAMPED "LS 12103"

ELEVATION IS 7429.30 NAVD88



**VERTENG®**  
2420 W. 26th Avenue, Suite 100-D | Denver, CO 80211  
Main: 303.623.9116 | [VERTENG.COM](http://VERTENG.COM)



**100Y EC FLOODPLAIN**  
**SITE:** 17480 MERIDIAN  
ELBERT, COLORADO  
**FOR:** PT MCCUNE, LLC  
1864 WOODMONT  
MONUMENT, CO

| NO. | REVISIONS                           |
|-----|-------------------------------------|
| 1   | REVISED PER REVIEW COMMENTS 3/26/19 |
| 2   | REVISED PER REVIEW COMMENTS 4/2/19  |
| 3   | REVISED PER REVIEW COMMENTS 6/5/19  |
| 4   | REVISED PER REVIEW COMMENTS 7/1/19  |
| 5   |                                     |
| 6   |                                     |
| 7   |                                     |
| 8   |                                     |
| 9   |                                     |
| 10  |                                     |

|                 |   |
|-----------------|---|
| DATE: 11/16/18  | 2 |
| DRAWN BY: JCP   |   |
| CHECKED BY: LPV |   |
| JOB #: 49388    |   |



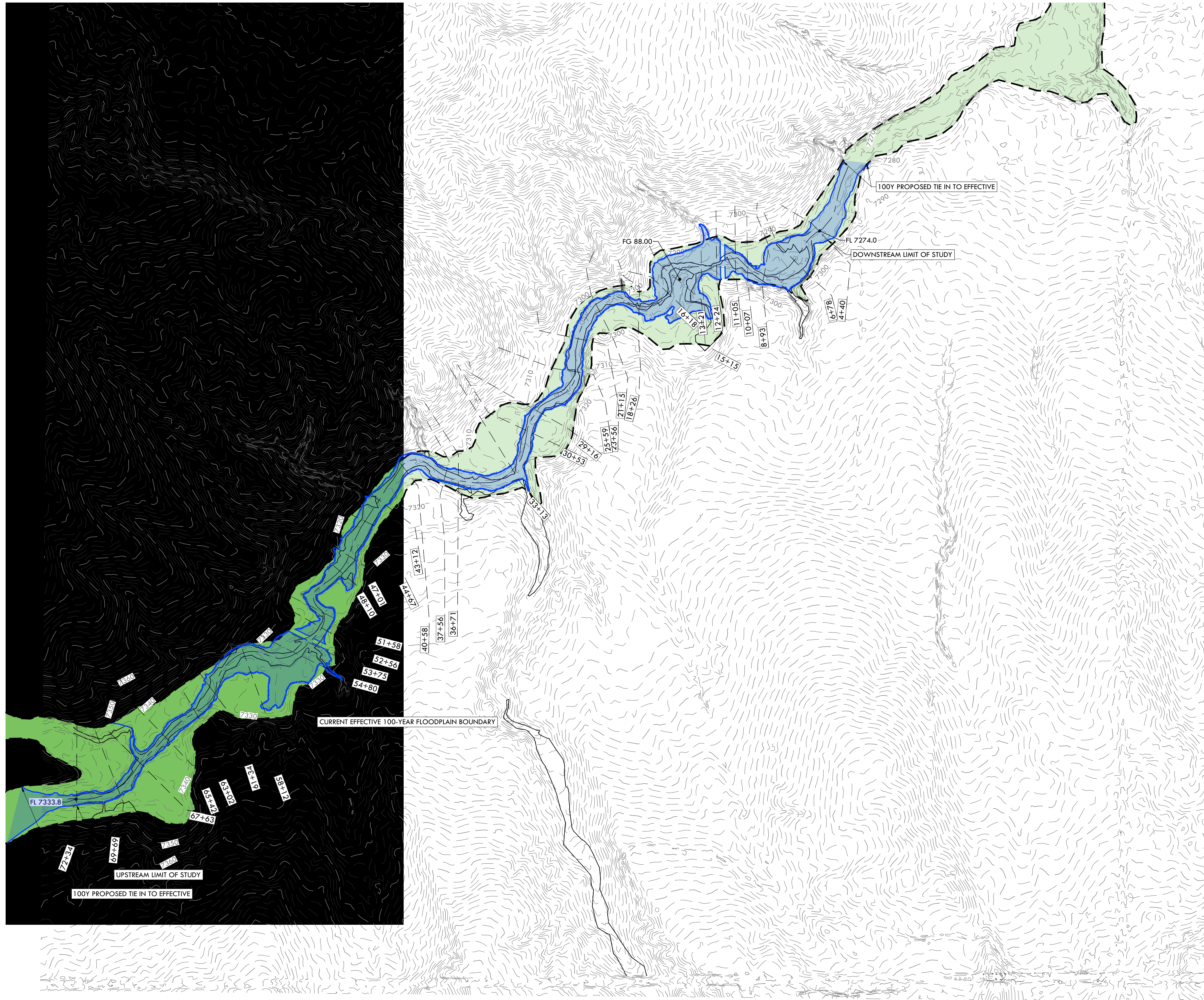
D. STUDIED PROPOSED CONDITION 100 YEAR FLOODPLAIN MAP



## FEMA CLOMR SUBMITTAL

CASE #: 19-08-0185R

A PARCEL OF PROPERTY LOCATED IN SECTIONS 13 & 24, TOWNSHIP 11 SOUTH, RANGE 65 WEST OF THE 6TH P.M. AND IN THE WEST HALF OF THE WEST HALF OF SECTION 19, TOWNSHIP 11 SOUTH, RANGE 64 WEST OF THE 6TH P.M., COUNTY OF EL PASO, STATE OF COLORADO



| WEST KIOWA CREEK PROPOSED CONDITIONS 100-YEAR FLOOD DATA   |                  |  |  |
|--|------------------|--|--|
| CROSS SECTION  | 100-YEAR PC WSEL | 100-YEAR PC TOP WIDTH INCLUDING INEFFECTIVE FLOW | 100-YEAR PC TOP WIDTH EXCLUDING INEFFECTIVE FLOW |
| 72+34  | 7338.11          | 63.12  | 63.12  |
| 69+69  | 7335.52          | 64.11  | 64.11  |
| 67+63  | 7333.63          | 64.92  | 64.92  |
| 65+42  | 7331.14          | 74.22  | 74.22  |
| 63+02  | 7328.85          | 76.90  | 76.90  |
| 61+34  | 7327.28          | 131.11   | 131.11   |
| 58+12  | 7326.47          | 201.82   | 169.96   |
| 54+80  | 7326.65          | 349.50   | 322.44   |
| 53+75  | 7326.35          | 278.31   | 62.88  |
| 53+10  | CULVERT          |  |  |
| 52+56  | 7321.50          | 110.20   | 66.00  |
| 51+58  | 7318.71          | 103.09   | 103.09   |
| 48+10  | 7316.81          | 179.90   | 179.90   |
| 47+01  | 7316.71          | 146.50   | 146.50   |
| 44+67  | 7315.70          | 114.47   | 114.47   |
| 43+12  | 7314.40          | 115.43   | 115.43   |
| 40+58  | 7311.05          | 99.53  | 99.53  |
| 37+56  | 7308.45          | 86.18  | 86.18  |
| 36+71  | 7307.52          | 96.89  | 96.89  |
| 33+13  | 7304.40          | 102.90   | 102.90   |
| 30+53  | 7301.03          | 69.79  | 69.79  |
| 29+16  | 7299.80          | 67.41  | 67.41  |
| 25+59  | 7297.13          | 118.75   | 118.75   |
| 23+56  | 7294.61          | 88.75  | 88.75  |
| 21+15  | 7292.45          | 99.93  | 99.93  |
| 18+26  | 7289.14          | 86.77  | 86.77  |
| 16+18  | 7289.44          | 299.59   | 299.59   |
| 15+15  | 7289.46          | 425.09   | 425.09   |
| 13+21  | 7289.40          | 291.86   | 189.05   |
| 12+24  | 7289.09          | 255.05   | 62.76  |
| 11+60  | CULVERT          |  |  |
| 11+05  | 7283.36          | 124.12   | 60.69  |
| 10+07  | 7282.73          | 88.93  | 88.93  |
| 8+93   | 7281.40          | 243.18   | 243.18   |
| 6+78   | 7278.47          | 265.53   | 265.53   |
| 4+40   | 7276.45          | 146.38   | 146.38   |
| SKEW ANGLE APPLIED IN HEC-RAS OF 55° @ 51+58 AND 45° @ 10+07. DASHED LINE AT THESE CROSS SECTIONS REPRESENTS ADJUSTED ANGLE. |                  |  |  |

BENCHMARK: NORTHWEST CORNER OF SECTION 24, TOWNSHIP 11 SOUTH,  
RANGE 65 WEST OF THE 6<sup>TH</sup> P.M.

A 3.5" ALUMINUM CAP STAMPED "LS 12103"

ELEVATION IS 7429.30 NAVD88



**VERTENG®**  
2420 W. 26th Avenue, Suite 100-D | Denver, CO 80211  
Main: 303.623.9116 | [VERTENG.COM](http://VERTENG.COM)



100Y PC FLOODPLAIN

**SITE:** 17480 MERIDIAN ROAD  
ELBERT, COLORADO 80106

FOR: PT MCCUNE, LLC  
1864 WOODMORE DR, SUITE 100  
MONUMENT, COLORADO 80132

| NO. | REVISIONS                           |
|-----|-------------------------------------|
| 1   | REVISED PER REVIEW COMMENTS 3/26/19 |
| 2   | REVISED PER REVIEW COMMENTS 4/27/19 |
| 3   | REVISED PER REVIEW COMMENTS 6/5/19  |
| 4   | REVISED PER REVIEW COMMENTS 7/1/19  |
| 5   |                                     |
| 6   |                                     |
| 7   |                                     |
| 8   |                                     |
| 9   |                                     |
| 10  |                                     |

|                 |
|-----------------|
| DATE: 11/16/18  |
| DRAWN BY: JCP   |
| CHECKED BY: LPV |
| JOB #: 49388    |

1



E. ANNOTATED FIRMETTE MAPS



## NOTES TO USERS

This map is for use in administering the National Flood Insurance Program. It does not necessarily identify all areas subject to flooding, particularly from local drainage sources of small size. The **community map repository** should be consulted for possible updated or additional flood hazard information.

To obtain more detailed information in areas where **Base Flood Elevations (BFEs)** and/or **floodways** have been determined, users are encouraged to consult the **Flood Profiles and Floodway Data** and/or **Summary of Stillwater Elevations** tables contained within the Flood Insurance Study (FIS) report that accompanies this FIRM. Users should be aware that BFEs shown on the FIRM represent rounded whole-foot elevations. These BFEs are intended for flood elevation rating purposes only and should not be used as the sole source of flood elevation information. Accordingly, flood elevation data presented in the FIS report should be utilized in conjunction with the FIRM for purposes of construction and/or floodplain management.

**Coastal Base Flood Elevations** shown on this map apply only landward of 0.0' North American Vertical Datum of 1988 (NAVD88). Users of this FIRM should be aware that coastal flood elevations are also provided in the Summary of Stillwater Elevations table in the Flood Insurance Study report for this jurisdiction. Elevations shown in the Summary of Stillwater Elevations table should be used for construction and/or floodplain management purposes when they are higher than the elevations shown on this FIRM.

Boundaries of the **floodways** were computed at cross sections and interpolated between cross sections. The floodways were based on hydraulic considerations with regard to requirements of the National Flood Insurance Program. Floodway widths and other pertinent floodway data are provided in the Flood Insurance Study report for this jurisdiction.

Certain areas not in Special Flood Hazard Areas may be protected by **flood control structures**. Refer to section 2.4 "Flood Protection Measures" of the Flood Insurance Study report for information on flood control structures for this jurisdiction.

The **projection** used in the preparation of this map was Universal Transverse Mercator (UTM) zone 13. The **horizontal datum** was NAD83, GRS80 spheroid. Differences in datum, spheroid, projection or UTM zones zones used in the production of FIRMs for adjacent jurisdictions may result in slight positional differences in map features across jurisdiction boundaries. These differences do not affect the accuracy of this FIRM.

Flood elevations on this map are referenced to the **North American Vertical Datum of 1988 (NAVD88)**. These flood elevations must be compared to structure and ground elevations referenced to the same **vertical datum**. For information regarding conversion between the National Geodetic Vertical Datum of 1929 and the North American Vertical Datum of 1988, visit the National Geodetic Survey website at <http://www.ngs.noaa.gov/> or contact the National Geodetic Survey at the following address:

NGS Information Services  
NOAA, NINGS12  
National Geodetic Survey  
SSMC-3, #9202  
1315 East-West Highway  
Silver Spring, MD 20910-3282

To obtain current elevation, description, and/or location information for **bench marks** shown on this map, please contact the Information Services Branch of the National Geodetic Survey at (301) 713-3242 or visit its website at <http://www.ngs.noaa.gov/>.

**Base Map** information shown on this FIRM was provided in digital format by El Paso County, Colorado Springs Utilities, City of Fountain, Bureau of Land Management, National Oceanic and Atmospheric Administration, United States Geological Survey, and Anderson Consulting Engineers, Inc. These data are current as of 2006.

This map reflects more detailed and up-to-date **stream channel configurations** and **floodplain delineations** than those shown on the previous FIRM for this jurisdiction. The floodplains and floodways that were transferred from the previous FIRM may have been adjusted to conform to these new stream channel configurations. As a result, the Flood Profiles and Floodway Data tables in the Flood Insurance Study Report (which contains authoritative hydraulic data) may reflect stream channel distances that differ from what is shown on this map. The profile baselines depicted on this map represent the hydraulic modeling baselines that match the flood profiles and Floodway Data Tables if applicable, in the FIS report. As a result, the profile baselines may deviate significantly from the new base map channel representation and may appear outside of the floodplain.

**Corporate limits** shown on this map are based on the best data available at the time of publication. Because changes due to annexations or de-annexations may have occurred after this map was published, map users should contact appropriate community officials to verify current corporate limit locations.

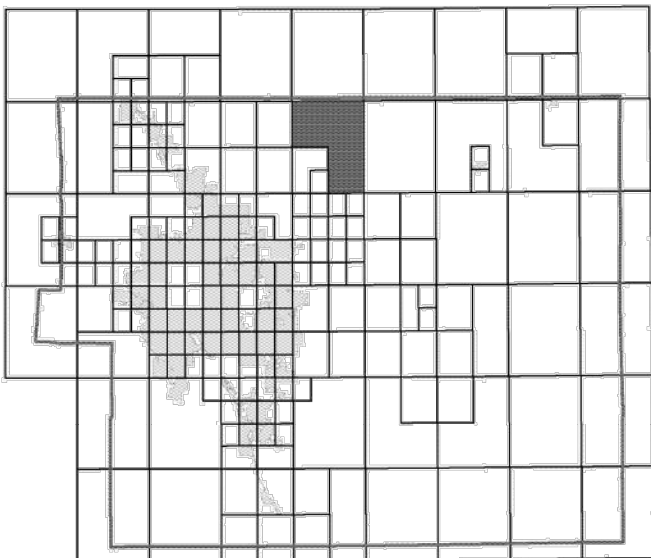
Please refer to the separately printed **Map Index** for an overview map of the county showing the layout of map panels; community map repository addresses; and a Listing of Communities table containing National Flood Insurance Program dates for each community as well as a listing of the panels on which each community is located.

Contact **FEMA Map Service Center (MSC)** via the FEMA Map Information eXchange (FMIX) 1-877-336-2627 for information on available products associated with this FIRM. Available products may include previously issued Letters of Map Change, a Flood Insurance Study Report, and/or digital versions of this map. The MSC may also be reached by Fax at 1-800-358-9620 and its website at <http://www.msc.fema.gov/>.

If you have **questions about this map** or questions concerning the National Flood Insurance Program in general, please call 1-877-FEMA MAP (1-877-336-2627) or visit the FEMA website at <http://www.fema.gov/businessinfo>

| El Paso County Vertical Datum Offset Table  |                            |
|---|----------------------------|
| Flooding Source   | Vertical Datum Offset (ft) |
| REFER TO SECTION 3.3 OF THE EL PASO COUNTY FLOOD INSURANCE STUDY FOR STREAM BY STREAM VERTICAL DATUM CONVERSION INFORMATION |                            |

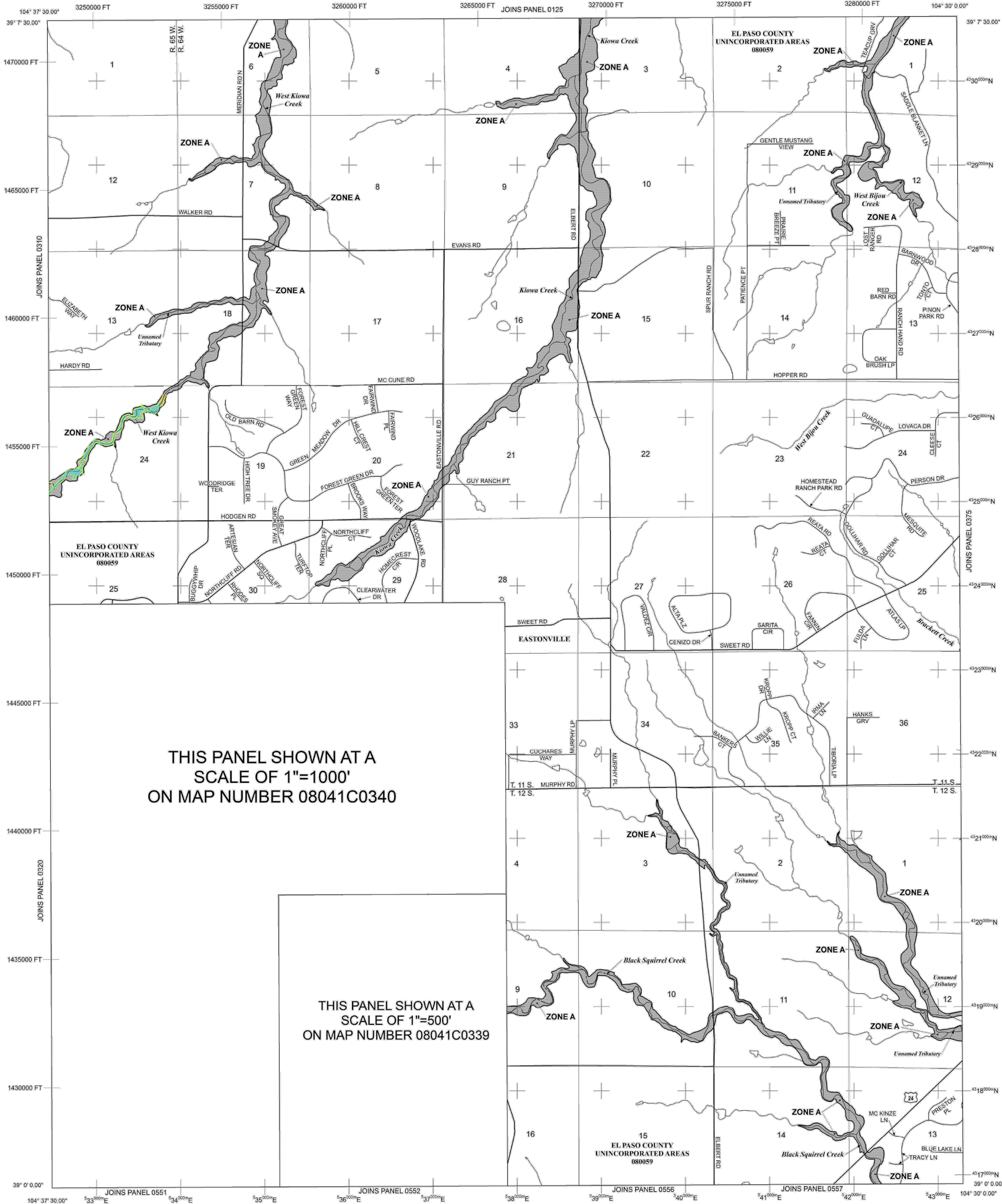
### Panel Location Map



This Digital Flood Insurance Rate Map (DFIRM) was produced through a Cooperating Technical Partner (CTP) agreement between the State of Colorado Water Conservation Board (CWCB) and the Federal Emergency Management Agency (FEMA).



Additional Flood Hazard information and resources are available from local communities and the Colorado Water Conservation Board.



THIS PANEL SHOWN AT A  
SCALE OF 1"=1000'  
ON MAP NUMBER 08041C0340

THIS PANEL SHOWN AT A  
SCALE OF 1"=500'  
ON MAP NUMBER 08041C0339

## LEGEND

**SPECIAL FLOOD HAZARD AREAS (SFHAS) SUBJECT TO INUNDATION BY THE 1% ANNUAL CHANCE FLOOD**

The 1% annual chance flood (100-year flood), also known as the base flood, is the flood that has a 1% chance of being equaled or exceeded in any given year. The Special Flood Hazard Area is the area subject to flooding by the 1% annual chance flood. Areas of Special Flood Hazard include Zones A, AE, AH, AO, AR, A99, V, and VE. The Base Flood Elevation is the water-surface elevation of the 1% annual chance flood.

- ZONE A** No Base Flood Elevations determined.
- ZONE AE** Base Flood Elevations determined.
- ZONE AH** Flood depths of 1 to 3 feet (usually areas of ponding); Base Flood Elevations determined.
- ZONE AO** Flood depths of 1 to 3 feet (usually sheet flow on sloping terrain); average depths determined. For areas of alluvial fan flooding, velocities also determined.
- ZONE AR** Special Flood Hazard Area Formerly protected from the 1% annual chance flood by a flood control system that was subsequently decertified. Zone AR indicates that the former flood control system is being restored to provide protection from the 1% annual chance or greater flood.
- ZONE A99** Area to be protected from 1% annual chance flood by a Federal flood protection system under construction; no Base Flood Elevations determined.
- ZONE V** Coastal flood zone with velocity hazard (wave action); no Base Flood Elevations determined.
- ZONE VE** Coastal flood zone with velocity hazard (wave action); Base Flood Elevations determined.

**FLOODWAY AREAS IN ZONE AE**

The floodway is the channel of a stream plus any adjacent floodplain areas that must be kept free of encroachment so that the 1% annual chance flood can be carried without substantial increases in flood heights.

**OTHER FLOOD AREAS**

**ZONE X** Areas of 0.2% annual chance flood; areas of 1% annual chance flood with average depths of less than 1 foot or with drainage areas less than 1 square mile; and areas protected by levees from 1% annual chance flood.

**OTHER AREAS**

**ZONE X** Areas determined to be outside the 0.2% annual chance floodplain.

**ZONE D** Areas in which flood hazards are undetermined, but possible.

**COASTAL BARRIER RESOURCES SYSTEM (CBRS) AREAS**

**OTHERWISE PROTECTED AREAS (OPAs)**

CBRS areas and OPAs are normally located within or adjacent to Special Flood Hazard Areas.

- Floodplain boundary
- Floodway boundary
- Zone D Boundary
- CBRS and OPA boundary
- Boundary dividing Special Flood Hazard Areas of different Base Flood Elevations, flood depths or flood velocities.
- Base Flood Elevation line and value; elevation in feet\*
- Base Flood Elevation value where uniform within zone; elevation in feet\*

\* Referenced to the North American Vertical Datum of 1988 (NAVD 88)

**A** Cross section line

**23**-----**23** Transect line

97° 07' 30.00"  
32° 22' 30.00"  
42°55'N  
6000000 FT  
DX5510  
M1.5

Geographic coordinates referenced to the North American Datum of 1983 (NAD 83)  
1000-meter Universal Transverse Mercator grid ticks, zone 13  
5000-foot grid ticks: Colorado State Plane coordinate system, central zone (FIPSZONE 0502), Lambert Conformal Conic Projection  
Bench mark (see explanation in Notes to Users section of this FIRM panel)  
River Mile

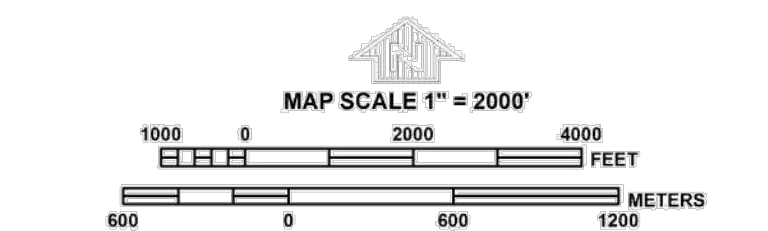
**MAP REPOSITORIES**  
Refer to Map Repositories list on Map Index

**EFFECTIVE DATE OF COUNTYWIDE FLOOD INSURANCE RATE MAP**  
**MARCH 17, 1987**

**EFFECTIVE DATE(S) OF REVISION(S) TO THIS PANEL**  
**DECEMBER 7, 2018** - to update corporate limits, to change Base Flood Elevations and Special Flood Hazard Areas, to update map format, to add roads and road names, and to incorporate previously issued Letters of Map Revision.

For community map revision history prior to countywide mapping, refer to the Community Map History Table located in the Flood Insurance Study report for this jurisdiction.

To determine if flood insurance is available in this community, contact your insurance agent or call the National Flood Insurance Program at 1-800-638-6620.



PANEL 0350G

NATIONAL FLOOD INSURANCE PROGRAM

## FIRM

**FLOOD INSURANCE RATE MAP**  
**EL PASO COUNTY,**  
**COLORADO**  
**AND INCORPORATED AREAS**

**PANEL 350 OF 1300**

(SEE MAP INDEX FOR FIRM PANEL LAYOUT)

CONTAINS:

COMMUNITY NUMBER PANEL SUFFIX  
EL PASO COUNTY 080408 0350 G

Notice to User: The Map Number shown below should be used when placing map orders. The Community Number shown above should be used on insurance applications for the subject community.

**MAP NUMBER**  
**08041C0350G**

**MAP REVISED**  
**DECEMBER 7, 2018**

Federal Emergency Management Agency



## NOTES TO USERS

This map is for use in administering the National Flood Insurance Program. It does not necessarily identify all areas subject to flooding, particularly from local drainage sources of small size. The **community map repository** should be consulted for possible updated or additional flood hazard information.

To obtain more detailed information in areas where **Base Flood Elevations (BFEs)** and/or **floodways** have been determined, users are encouraged to consult the Flood Profiles and Floodway Data and/or Summary of Stillwater Elevations tables contained within the Flood Insurance Study (FIS) report that accompanies this FIRM. Users should be aware that BFEs shown on the FIRM represent rounded whole-foot elevations. These BFEs are intended for flood insurance rating purposes only and should not be used as the sole source of flood elevation information. Accordingly, flood elevation data presented in the FIS report should be utilized in conjunction with the FIRM for purposes of construction and/or floodplain management.

**Coastal Base Flood Elevations** shown on this map apply only landward of 0.0' North American Vertical Datum of 1988 (NAVD88). Users of this FIRM should be aware that coastal flood elevations are also provided in the Summary of Stillwater Elevations table in the Flood Insurance Study report for this jurisdiction. Elevations shown in the Summary of Stillwater Elevations table should be used for construction and/or floodplain management purposes when they are higher than the elevations shown on this FIRM.

Boundaries of the **floodways** were computed at cross sections and interpolated between cross sections. The floodways were based on hydraulic considerations with regard to requirements of the National Flood Insurance Program. Floodway widths and other pertinent floodway data are provided in the Flood Insurance Study report for this jurisdiction.

Certain areas not in Special Flood Hazard Areas may be protected by **flood control structures**. Refer to section 2.4 "Flood Protection Measures" of the Flood Insurance Study report for information on flood control structures for this jurisdiction.

The **projection** used in the preparation of this map was Universal Transverse Mercator (UTM) zone 13. The **horizontal datum** was NAD83, GRS80 spheroid. Differences in datum, spheroid, projection or UTM zones zones used in the production of FIRMs for adjacent jurisdictions may result in slight positional differences in map features across jurisdiction boundaries. These differences do not affect the accuracy of this FIRM.

Flood elevations on this map are referenced to the **North American Vertical Datum of 1988 (NAVD88)**. These flood elevations must be compared to structure and ground elevations referenced to the same **vertical datum**. For information regarding conversion between the National Geodetic Vertical Datum of 1929 and the North American Vertical Datum of 1988, visit the National Geodetic Survey website at <http://www.ngs.noaa.gov/> or contact the National Geodetic Survey at the following address:

NGS Information Services  
NOAA, NIMS12  
National Geodetic Survey  
SSMC-3, #9202  
1315 East-West Highway  
Silver Spring, MD 20910-3282

To obtain current elevation, description, and/or location information for **bench marks** shown on this map, please contact the Information Services Branch of the National Geodetic Survey at (301) 713-3242 or visit its website at <http://www.ngs.noaa.gov/>.

**Base Map** information shown on this FIRM was provided in digital format by El Paso County, Colorado Springs Utilities, City of Fountain, Bureau of Land Management, National Oceanic and Atmospheric Administration, United States Geological Survey, and Anderson Consulting Engineers, Inc. These data are current as of 2006.

This map reflects more detailed and up-to-date **stream channel configurations and floodplain delineations** than those shown on the previous FIRM for this jurisdiction. The floodplains and floodways that were transferred from the previous FIRM may have been adjusted to conform to these new stream channel configurations. As a result, the Flood Profiles and Floodway Data tables in the Flood Insurance Study Report (which contains authoritative hydraulic data) may reflect stream channel distances that differ from what is shown on this map. The profile baselines depicted on this map represent the hydraulic modeling baselines that match the flood profiles and Floodway Data Tables if applicable, in the FIS report. As a result, the profile baselines may deviate significantly from the new base map channel representation and may appear outside of the floodplain.

**Corporate limits** shown on this map are based on the best data available at the time of publication. Because changes due to annexations or de-annexations may have occurred after this map was published, map users should contact appropriate community officials to verify current corporate limit locations.

Please refer to the separately printed **Map Index** for an overview map of the county showing the layout of map panels; community map repository addresses; and a Listing of Communities table containing National Flood Insurance Program dates for each community as well as a listing of the panels on which each community is located.

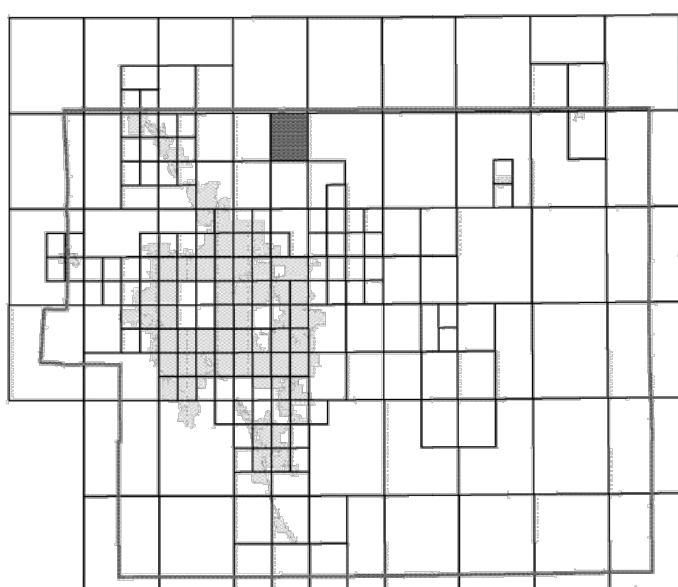
Contact **FEMA Map Service Center (MSC)** via the FEMA Map Information eXchange (FMIX) 1-877-336-2627 for information on available products associated with this FIRM. Available products may include previously issued Letters of Map Change, a Flood Insurance Study Report, and/or digital versions of this map. The MSC may also be reached by Fax at 1-800-358-9620 and its website at <http://www.msc.fema.gov/>.

If you have **questions about this map** or questions concerning the National Flood Insurance Program in general, please call **1-877-FEMA-MAP** (1-877-336-2627) or visit the FEMA website at <http://www.fema.gov/business/nfp>.

El Paso County Vertical Datum Offset Table

| Flooding Source   | Vertical Datum Offset (ft) |
|---|----------------------------|
| REFER TO SECTION 3.3 OF THE EL PASO COUNTY FLOOD INSURANCE STUDY FOR STREAM BY STREAM VERTICAL DATUM CONVERSION INFORMATION |                            |

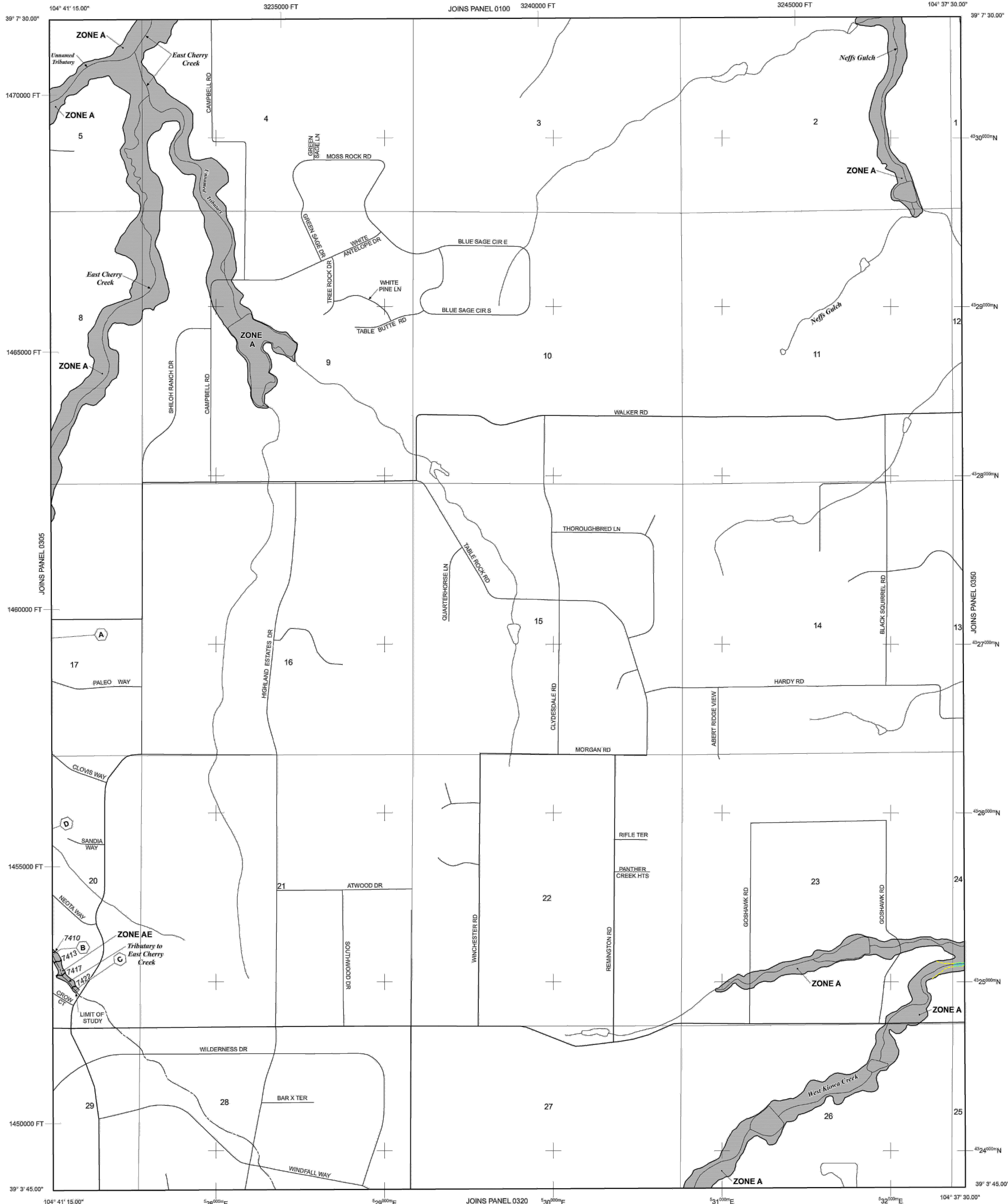
Panel Location Map



This Digital Flood Insurance Rate Map (DFIRM) was produced through a Cooperating Technical Partner (CTP) agreement between the State of Colorado Water Conservation Board (CWCB) and the Federal Emergency Management Agency (FEMA).



Additional Flood Hazard information and resources are available from local communities and the Colorado Water Conservation Board.



NOTE: MAP AREA SHOWN ON THIS PANEL IS LOCATED WITHIN TOWNSHIP 11 SOUTH, RANGE 65 WEST.

## LEGEND

**SPECIAL FLOOD HAZARD AREAS (SFHAS) SUBJECT TO INUNDATION BY THE 1% ANNUAL CHANCE FLOOD**

The 1% annual chance flood (100-year flood), also known as the base flood, is the flood that has a 1% chance of being equaled or exceeded in any given year. The Special Flood Hazard Area is the area subject to flooding by the 1% annual chance flood. Areas of Special Flood Hazard include Zones A, AE, AH, AO, AR, A99, V, and VE. The Base Flood Elevation is the water-surface elevation of the 1% annual chance flood.

- ZONE A** No Base Flood Elevations determined.
- ZONE AE** Base Flood Elevations determined.
- ZONE AH** Flood depths of 1 to 3 feet (usually areas of ponding); Base Flood Elevations determined.
- ZONE AO** Flood depths of 1 to 3 feet (usually sheet flow on sloping terrain); average depths determined. For areas of alluvial fan flooding, velocities also determined.
- ZONE AR** Special Flood Hazard Area Formerly protected from the 1% annual chance flood by a flood control system that was subsequently decertified. Zone AR indicates that the former flood control system is being restored to provide protection from the 1% annual chance or greater flood.
- ZONE A99** Area to be protected from 1% annual chance flood by a Federal flood protection system under construction; no Base Flood Elevations determined.
- ZONE V** Coastal flood zone with velocity hazard (wave action); no Base Flood Elevations determined.
- ZONE VE** Coastal flood zone with velocity hazard (wave action); Base Flood Elevations determined.

**FLOODWAY AREAS IN ZONE AE**

The floodway is the channel of a stream plus any adjacent floodplain areas that must be kept free of encroachment so that the 1% annual chance flood can be carried without substantial increases in flood heights.

**OTHER FLOOD AREAS**

**ZONE X** Areas of 0.2% annual chance flood; areas of 1% annual chance flood with average depths of less than 1 foot or with drainage areas less than 1 square mile; and areas protected by levees from 1% annual chance flood.

**OTHER AREAS**

**ZONE X** Areas determined to be outside the 0.2% annual chance floodplain.  
**ZONE D** Areas in which flood hazards are undetermined, but possible.

**COASTAL BARRIER RESOURCES SYSTEM (CBRS) AREAS**

**OTHERWISE PROTECTED AREAS (OPAs)**

CBRS areas and OPAs are normally located within or adjacent to Special Flood Hazard Areas.

- Floodplain boundary
- Floodway boundary
- Zone D Boundary
- CBRS and OPA boundary
- Boundary dividing Special Flood Hazard Areas of different Base Flood Elevations, flood depths or flood velocities.
- Base Flood Elevation line and value; elevation in feet\* (EL 987)
- Base Flood Elevation value where uniform within zone; elevation in feet\*
- \* Referenced to the North American Vertical Datum of 1988 (NAVD 88)
- Cross section line
- Transect line
- Geographic coordinates referenced to the North American Datum of 1983 (NAD 83)
- 1000-meter Universal Transverse Mercator grid ticks, zone 13
- 5000-foot grid ticks: Colorado State Plane coordinate system, central zone (FIPSZONE 0502), Lambert Conformal Conic Projection
- Bench mark (see explanation in Notes to Users section of this FIRM panel)
- River Mile

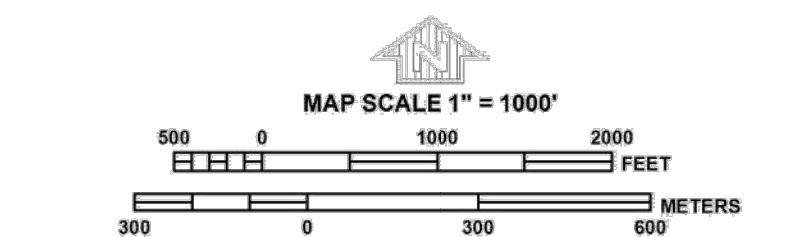
**MAP REPOSITORIES**  
Refer to Map Repositories list on Map Index

**EFFECTIVE DATE OF COUNTYWIDE FLOOD INSURANCE RATE MAP**  
MARCH 17, 1997

**EFFECTIVE DATE(S) OF REVISION(S) TO THIS PANEL**  
DECEMBER 7, 2016 - to update corporate limits, to change Base Flood Elevations and Special Flood Hazard Areas, to update map format, to add roads and road names, and to incorporate previously issued Letters of Map Revision.

For community map revision history prior to countywide mapping, refer to the Community Map History Table located in the Flood Insurance Study report for this jurisdiction.

To determine if flood insurance is available in this community, contact your insurance agent or call the National Flood Insurance Program at 1-800-638-6620.



PANEL 0310G

**FIRM**  
FLOOD INSURANCE RATE MAP  
EL PASO COUNTY,  
COLORADO  
AND INCORPORATED AREAS

PANEL 310 OF 1300

(SEE MAP INDEX FOR FIRM PANEL LAYOUT)

CONTAINS:  
COMMUNITY NUMBER PANEL SUFFIX  
EL PASO COUNTY 080309 0310 0

Notice to User: The Map Number shown below should be used when placing map orders. The Community Number shown above should be used on insurance applications for the subject community.



**MAP NUMBER**  
08041C0310G

**MAP REVISED**  
DECEMBER 7, 2018  
Federal Emergency Management Agency



F. HYDRAULIC ANALYSIS

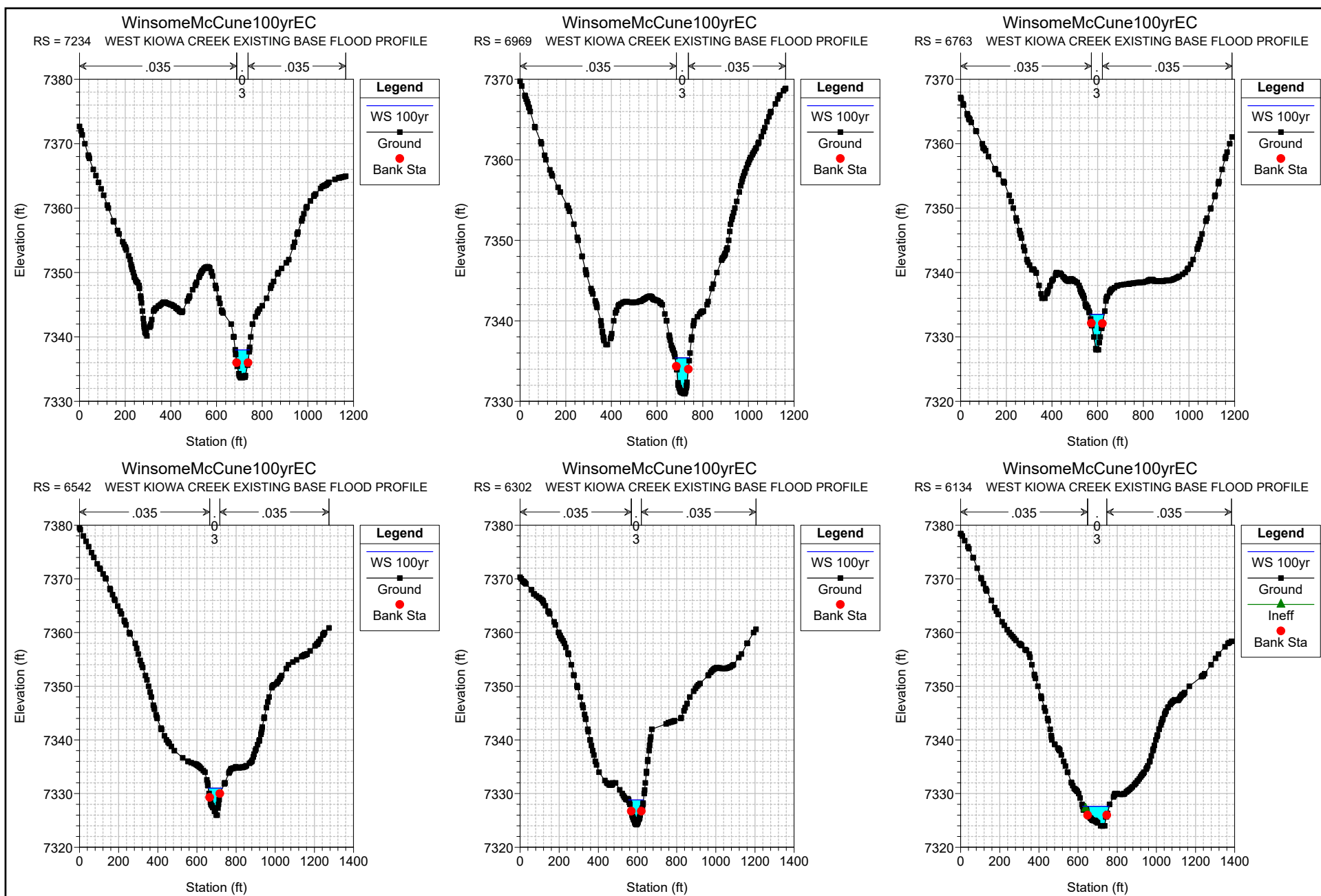
i. STUDIED 100 YEAR FLOODPLAIN DATA

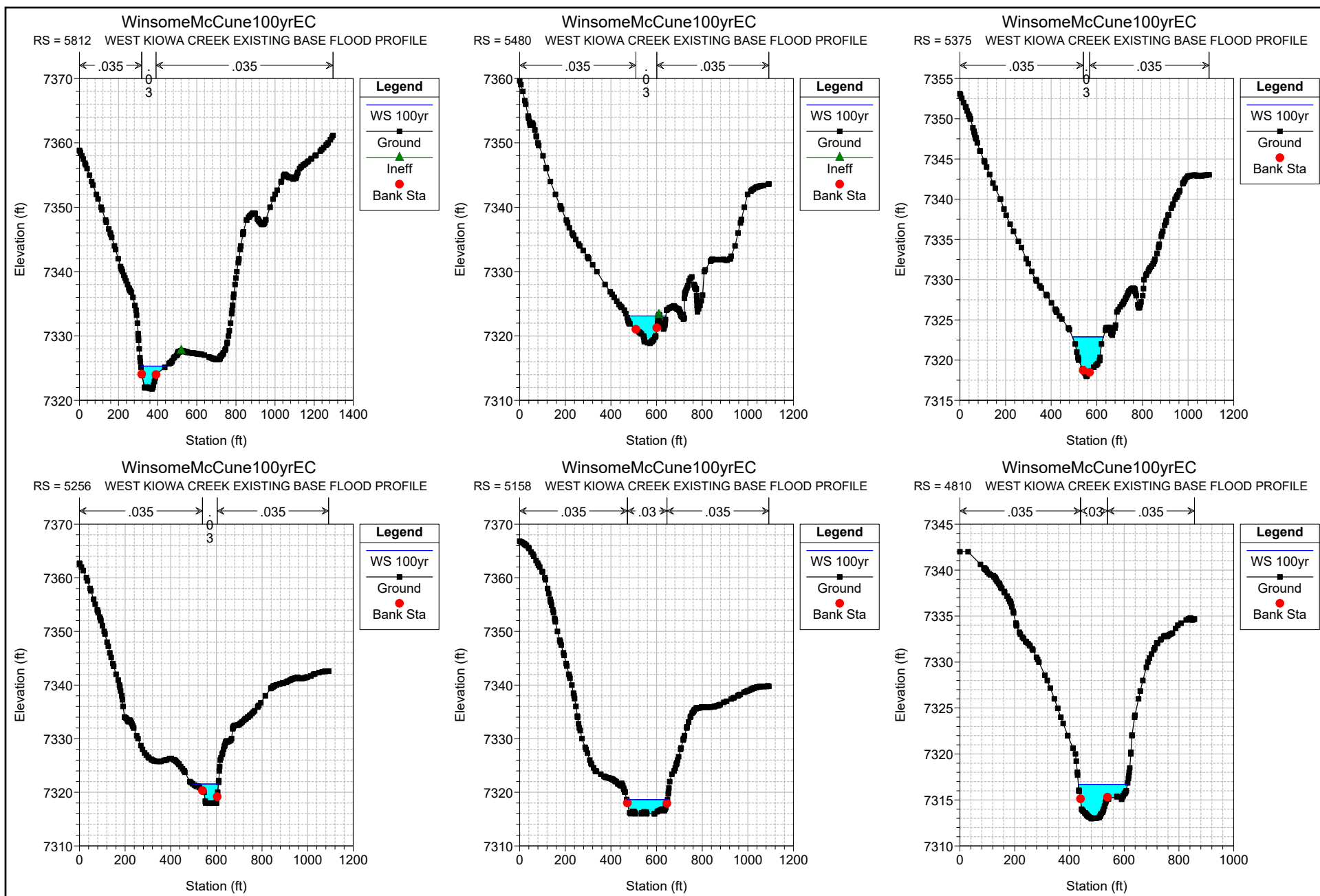
| WEST KIOWA CREEK EXISTING CONDITIONS 100-YEAR FLOOD DATA   |                  |  |  |
|--|------------------|--|--|
| CROSS SECTION  | 100-YEAR EC WSEL | 100-YEAR EC TOP WIDTH INCLUDING INEFFECTIVE FLOW | 100-YEAR EC TOP WIDTH EXCLUDING INEFFECTIVE FLOW |
| 72+34  | 7337.98          | 62.28  | 62.28  |
| 69+69  | 7335.41          | 63.13  | 63.13  |
| 67+63  | 7333.50          | 63.51  | 63.51  |
| 65+42  | 7331.02          | 72.18  | 72.18  |
| 63+02  | 7328.83          | 76.66  | 76.66  |
| 61+34  | 7327.64          | 135.78   | 135.78   |
| 58+12  | 7325.32          | 129.67   | 129.67   |
| 54+80  | 7323.11          | 177.66   | 139.36   |
| 53+75  | 7322.89          | 136.48   | 136.48   |
| 53+10  |                  |  |  |
| 52+56  | 7321.54          | 111.61   | 111.61   |
| 51+58  | 7318.63          | 102.69   | 102.69   |
| 48+10  | 7316.70          | 178.97   | 178.97   |
| 47+01  | 7316.60          | 145.65   | 145.65   |
| 44+67  | 7315.62          | 112.95   | 112.95   |
| 43+12  | 7314.33          | 115.02   | 115.02   |
| 40+58  | 7310.97          | 98.36  | 98.36  |
| 37+56  | 7308.35          | 84.42  | 84.42  |
| 36+71  | 7307.43          | 95.71  | 95.71  |
| 33+13  | 7304.27          | 98.47  | 98.47  |
| 30+53  | 7300.93          | 68.96  | 68.96  |
| 29+16  | 7299.69          | 66.66  | 66.66  |
| 25+59  | 7297.05          | 117.36   | 117.36   |
| 23+56  | 7294.53          | 88.27  | 88.27  |
| 21+15  | 7292.39          | 99.33  | 99.33  |
| 18+26  | 7289.01          | 84.94  | 84.94  |
| 16+18  | 7288.55          | 266.32   | 266.32   |
| 15+15  | 7286.83          | 166.37   | 82.16  |
| 13+21  | 7285.19          | 154.03   | 154.03   |
| 12+24  | 7284.44          | 157.81   | 157.81   |
| 11+60  |                  |  |  |
| 11+05  | 7284.18          | 145.88   | 145.88   |
| 10+07  | 7282.77          | 89.32  | 89.32  |
| 8+93   | 7281.41          | 243.26   | 243.26   |
| 6+78   | 7278.50          | 265.74   | 265.74   |
| 4+40   | 7276.47          | 146.63   | 146.63   |
| SKEW ANGLE APPLIED IN HEC-RAS OF 55° @ 51+58 AND 45° @ 10+07. DASHED LINE AT THESE CROSS SECTIONS REPRESENTS ADJUSTED ANGLE. |                  |  |  |

| WEST KIOWA CREEK PROPOSED CONDITIONS 100-YEAR FLOOD DATA   |                  |  |  |
|--|------------------|--|--|
| CROSS SECTION  | 100-YEAR PC WSEL | 100-YEAR PC TOP WIDTH INCLUDING INEFFECTIVE FLOW | 100-YEAR PC TOP WIDTH EXCLUDING INEFFECTIVE FLOW |
| 72+34  | 7338.11          | 63.12  | 63.12  |
| 69+69  | 7335.52          | 64.11  | 64.11  |
| 67+63  | 7333.63          | 64.92  | 64.92  |
| 65+42  | 7331.14          | 74.22  | 74.22  |
| 63+02  | 7328.85          | 76.90  | 76.90  |
| 61+34  | 7327.28          | 131.11   | 131.11   |
| 58+12  | 7326.47          | 201.82   | 169.96   |
| 54+80  | 7326.65          | 349.50   | 322.44   |
| 53+75  | 7326.35          | 278.31   | 62.88  |
| 53+10  | CULVERT          |  |  |
| 52+56  | 7321.50          | 110.20   | 66.00  |
| 51+58  | 7318.71          | 103.09   | 103.09   |
| 48+10  | 7316.81          | 179.90   | 179.90   |
| 47+01  | 7316.71          | 146.50   | 146.50   |
| 44+67  | 7315.70          | 114.47   | 114.47   |
| 43+12  | 7314.40          | 115.43   | 115.43   |
| 40+58  | 7311.05          | 99.53  | 99.53  |
| 37+56  | 7308.45          | 86.18  | 86.18  |
| 36+71  | 7307.52          | 96.89  | 96.89  |
| 33+13  | 7304.40          | 102.90   | 102.90   |
| 30+53  | 7301.03          | 69.79  | 69.79  |
| 29+16  | 7299.80          | 67.41  | 67.41  |
| 25+59  | 7297.13          | 118.75   | 118.75   |
| 23+56  | 7294.61          | 88.75  | 88.75  |
| 21+15  | 7292.45          | 99.93  | 99.93  |
| 18+26  | 7289.14          | 86.77  | 86.77  |
| 16+18  | 7289.44          | 299.59   | 299.59   |
| 15+15  | 7289.46          | 425.09   | 425.09   |
| 13+21  | 7289.40          | 291.86   | 189.05   |
| 12+24  | 7289.09          | 255.05   | 62.76  |
| 11+60  | CULVERT          |  |  |
| 11+05  | 7283.36          | 124.12   | 60.69  |
| 10+07  | 7282.73          | 88.93  | 88.93  |
| 8+93   | 7281.40          | 243.18   | 243.18   |
| 6+78   | 7278.47          | 265.53   | 265.53   |
| 4+40   | 7276.45          | 146.38   | 146.38   |
| SKEW ANGLE APPLIED IN HEC-RAS OF 55° @ 51+58 AND 45° @ 10+07. DASHED LINE AT THESE CROSS SECTIONS REPRESENTS ADJUSTED ANGLE. |                  |  |  |

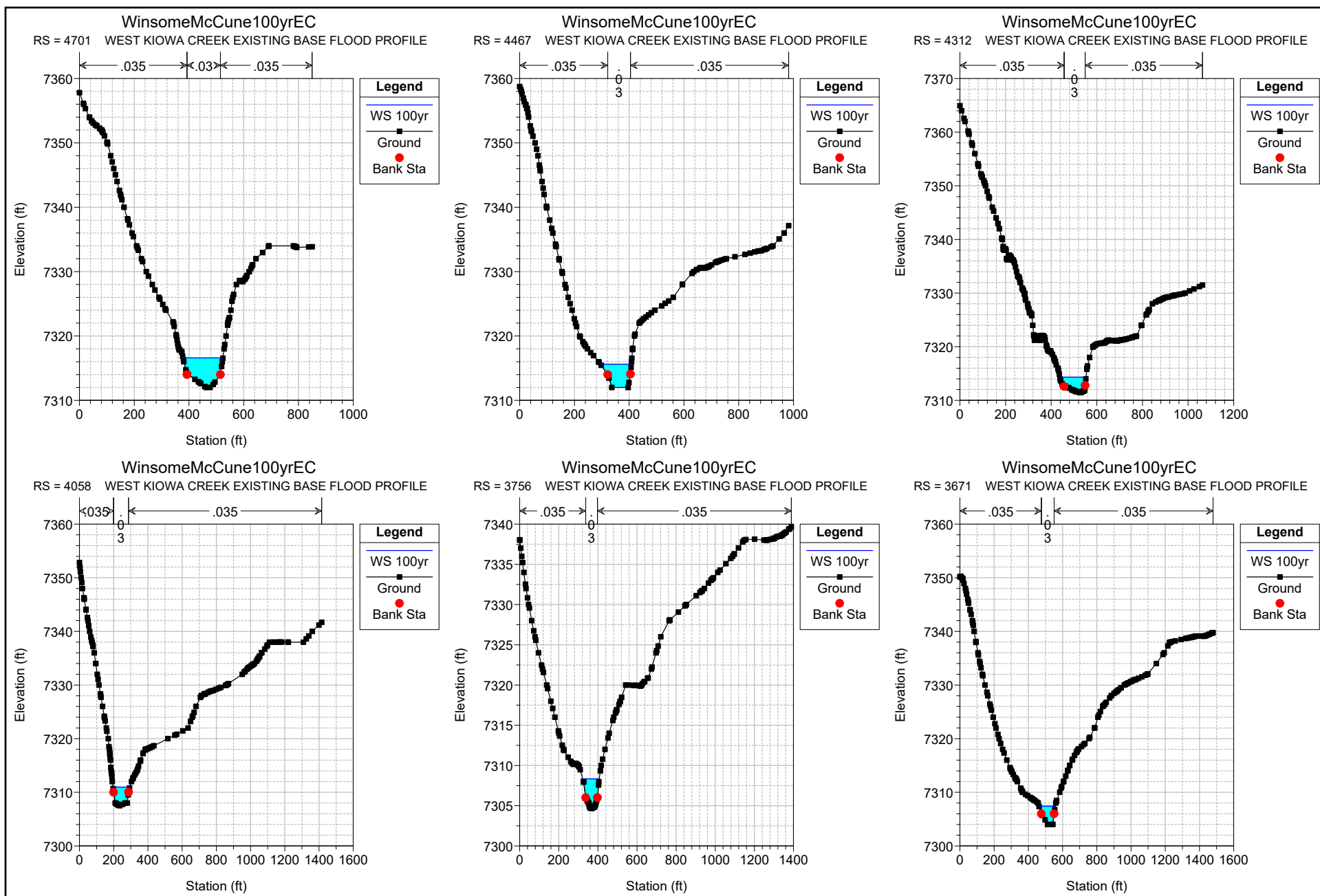
F. HYDRAULIC ANALYSIS

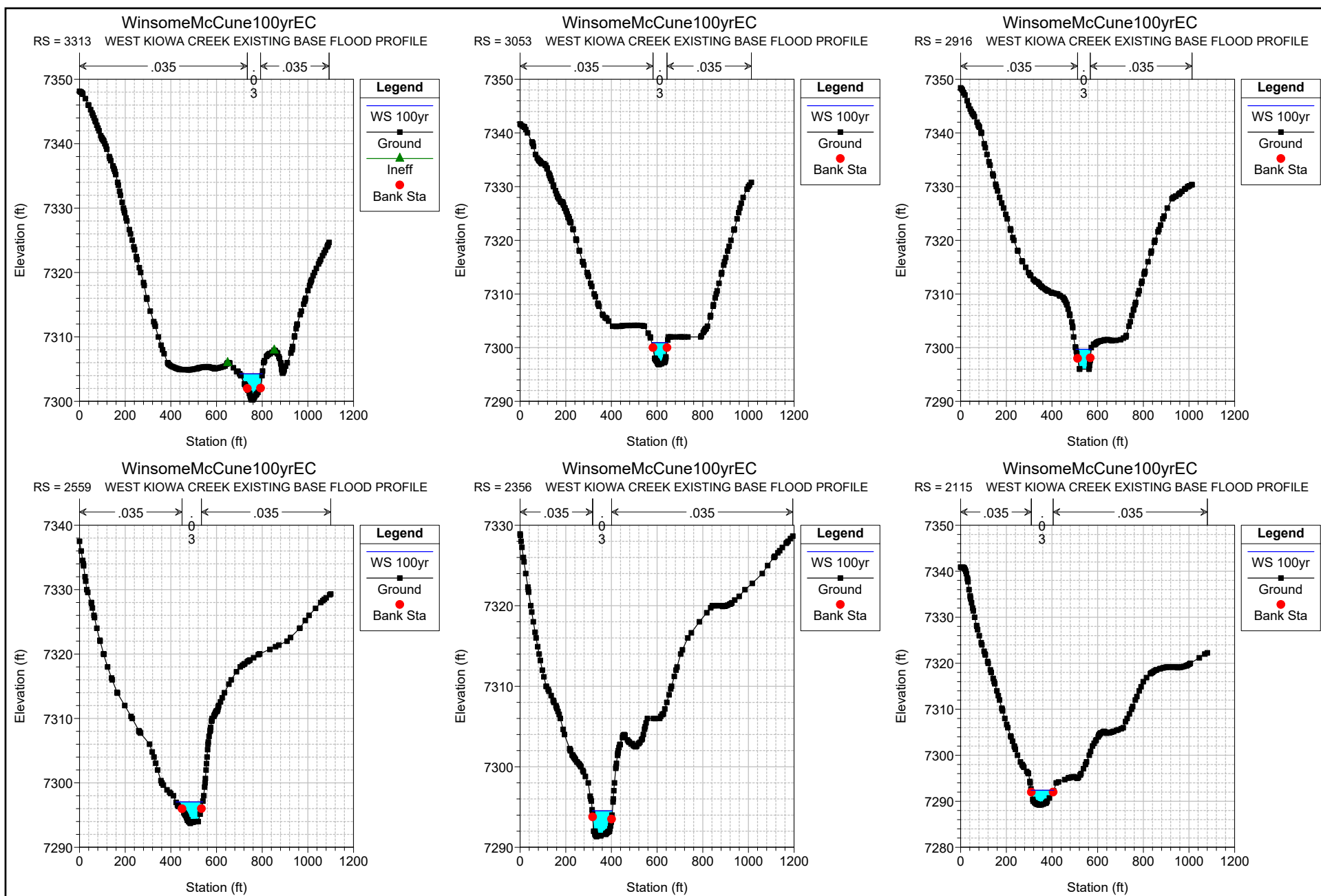
ii. STUDIED EXISTING CONDITION 100 YEAR FLOODPLAIN CROSS SECTIONS

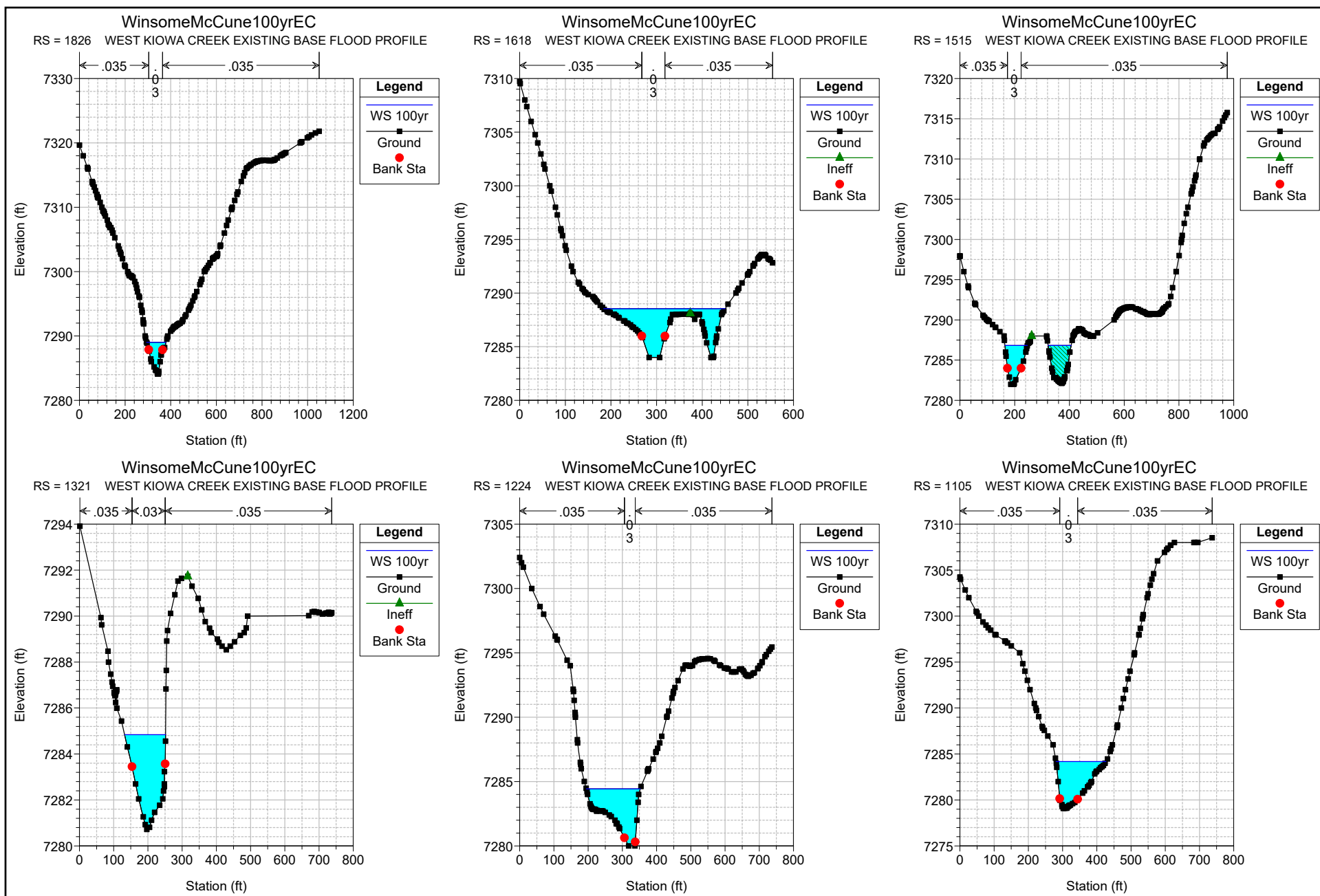


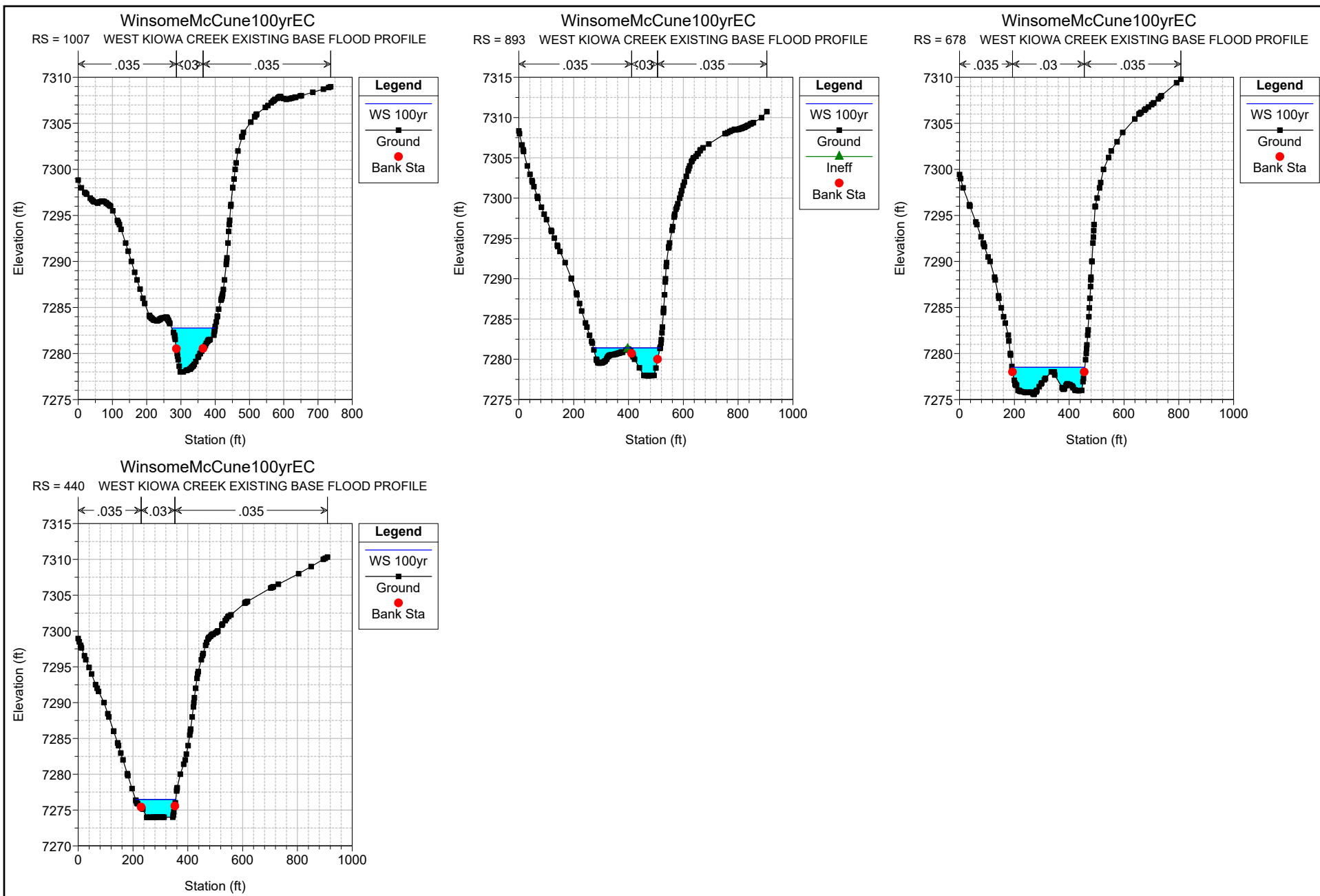










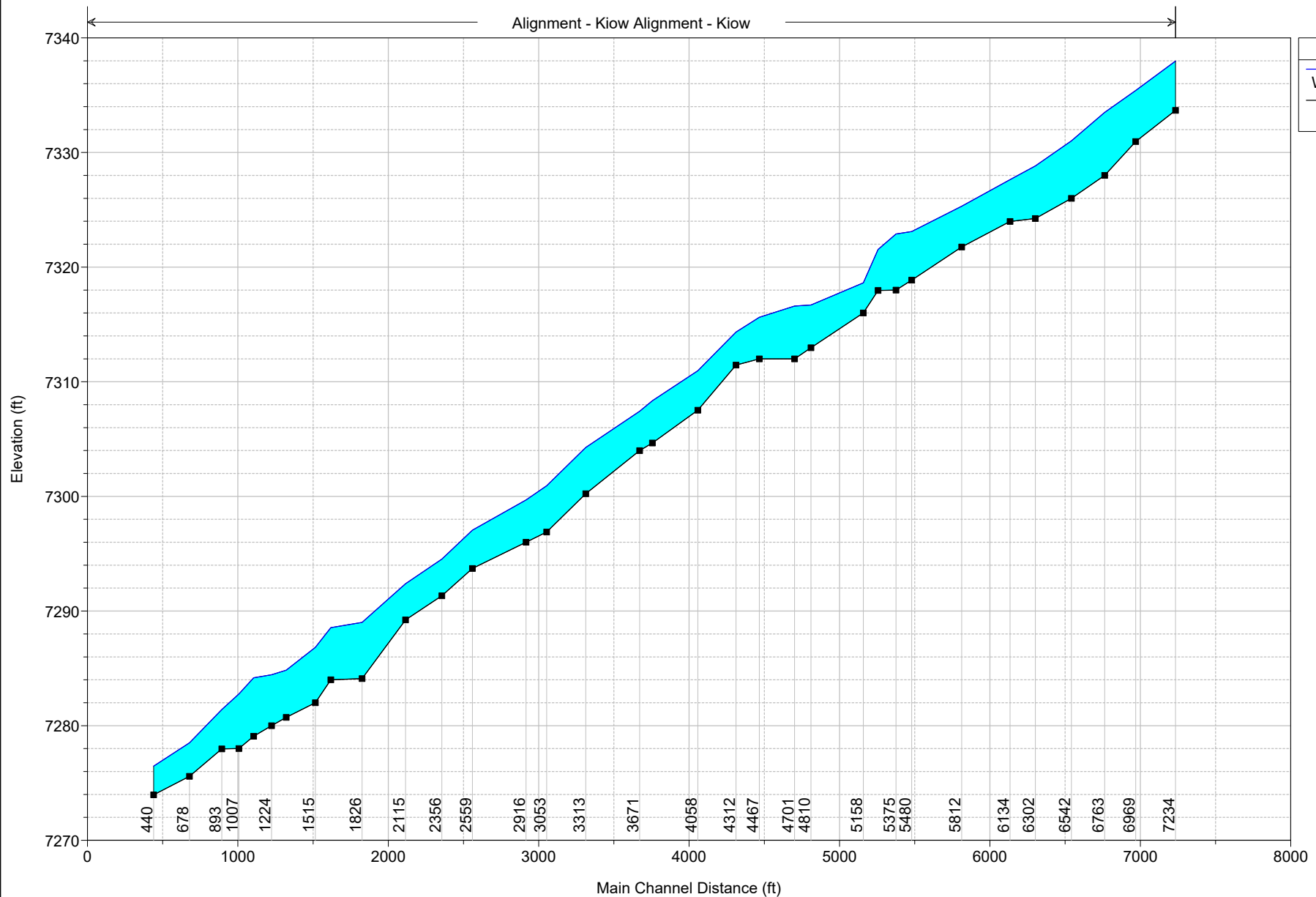


F. HYDRAULIC ANALYSIS

iii. STUDIED EXISTING CONDITION 100 YEAR FLOODPLAIN PROFILE

WinsomeMcCune100yrEC  
WEST KIOWA CREEK EXISTING BASE FLOOD PROFILE

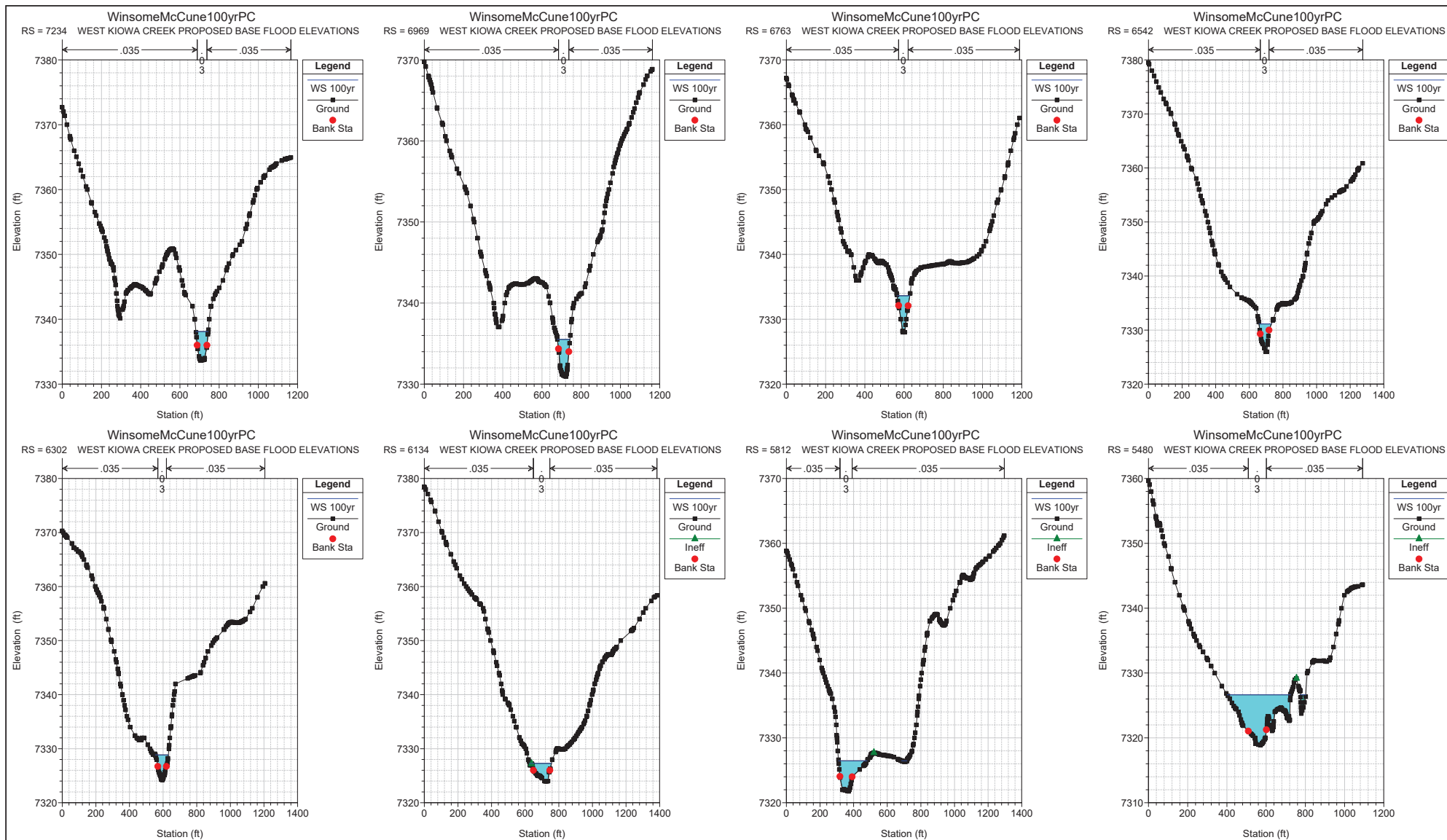
Alignment - Kiow Alignment - Kiow



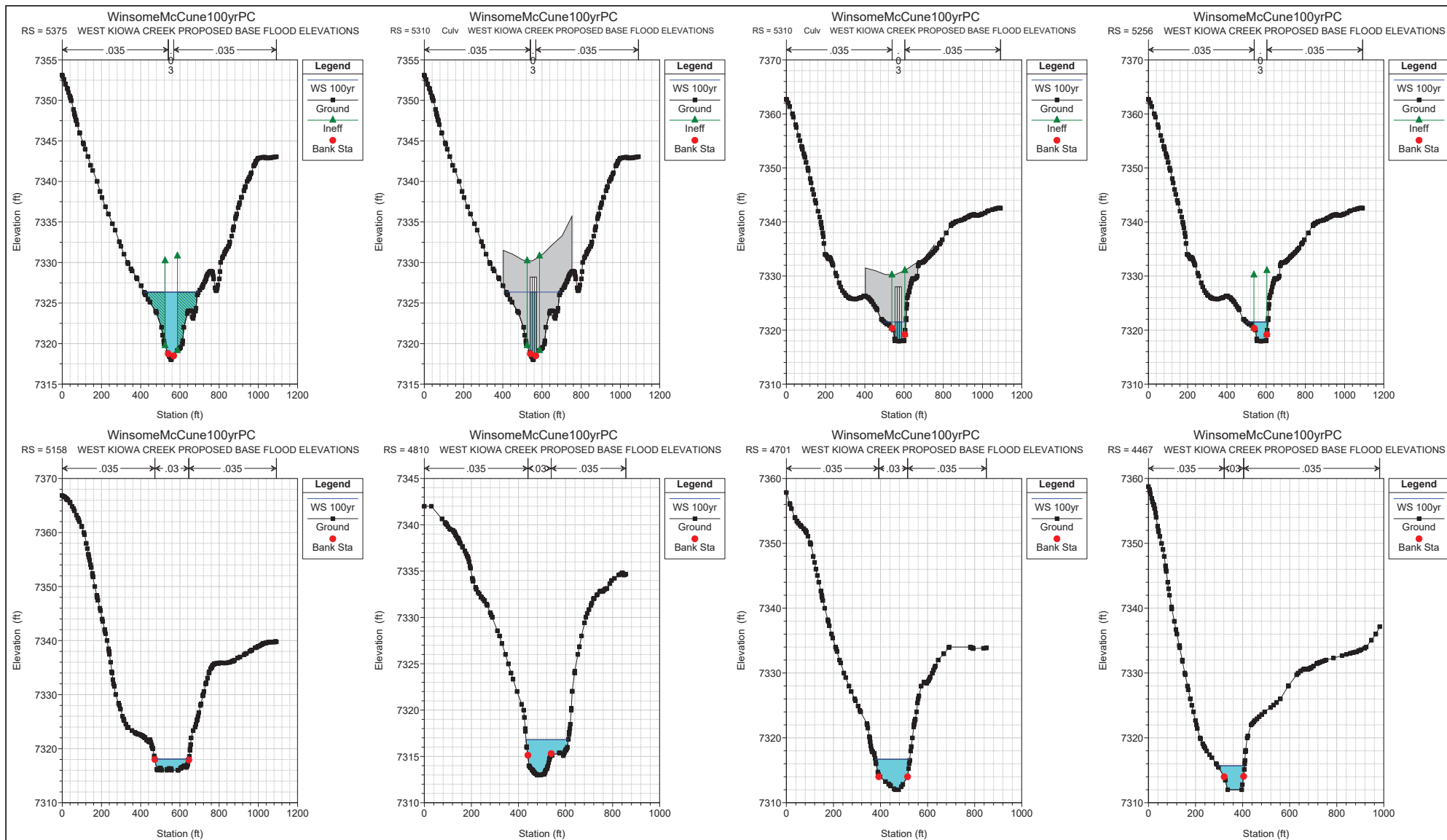
| Legend   |
|----------|
| WS 100yr |
| Ground   |

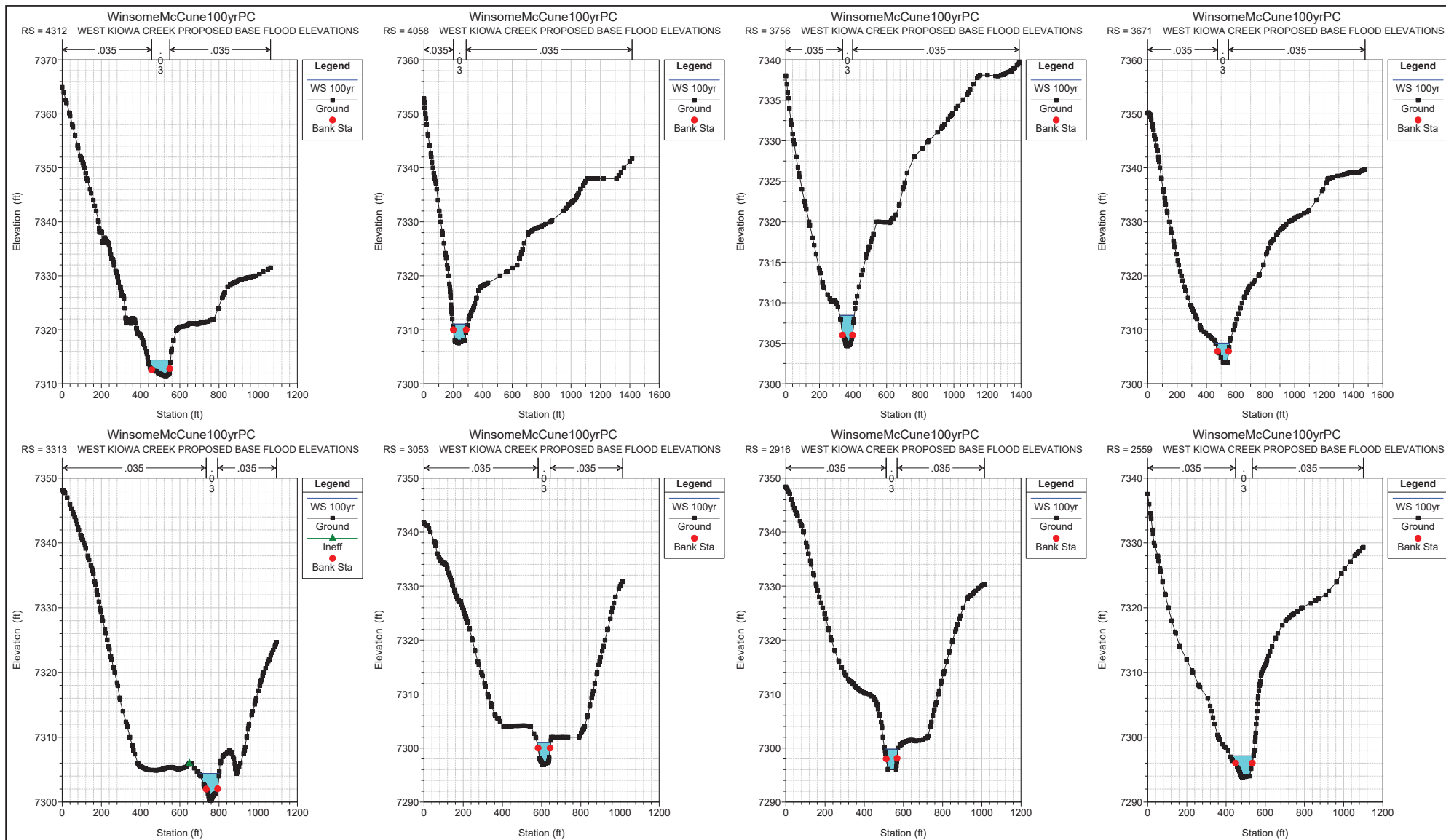
F. HYDRAULIC ANALYSIS

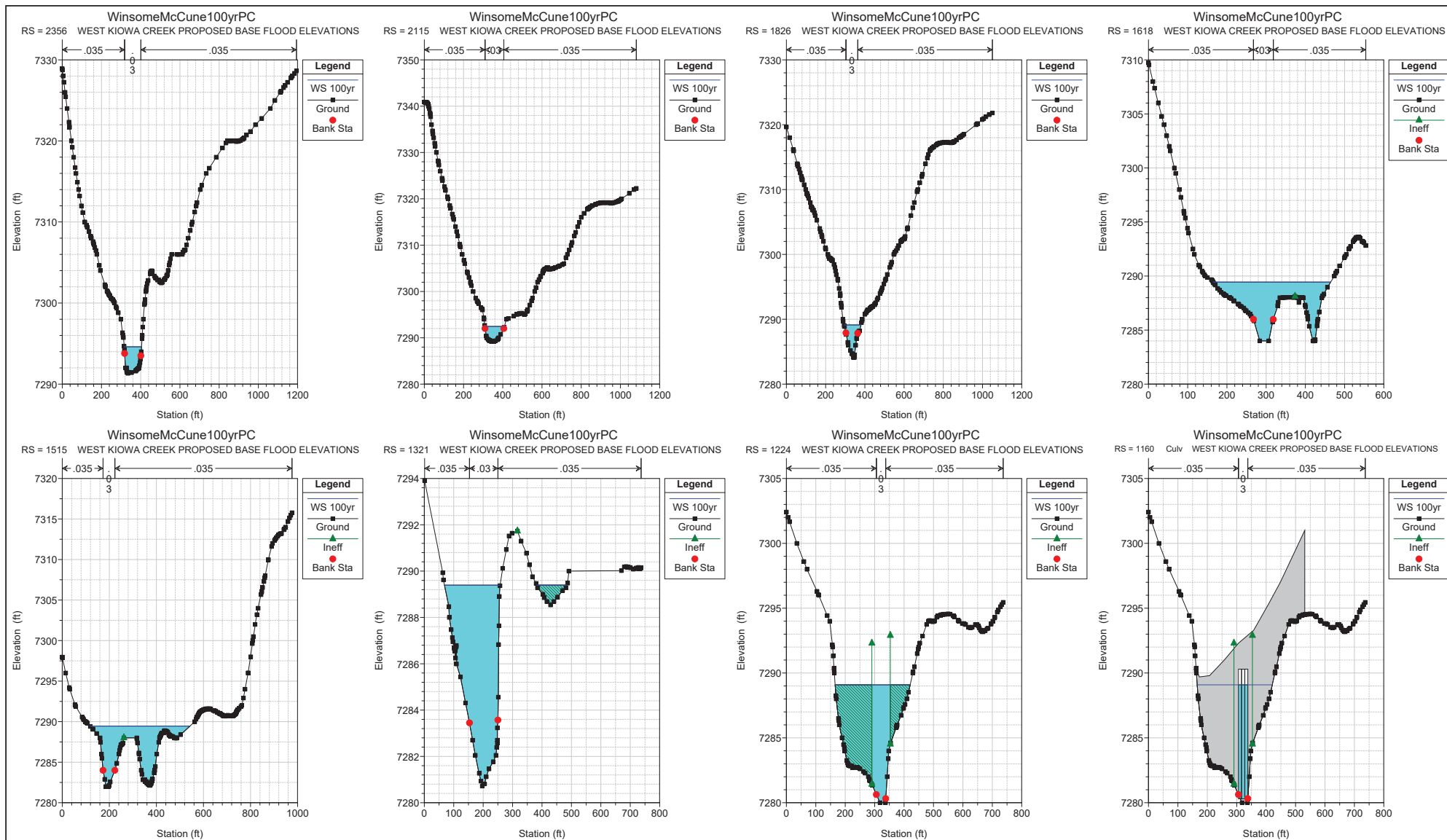
iv. STUDIED PROPOSED CONDITION 100 YEAR FLOODPLAIN CROSS SECTIONS

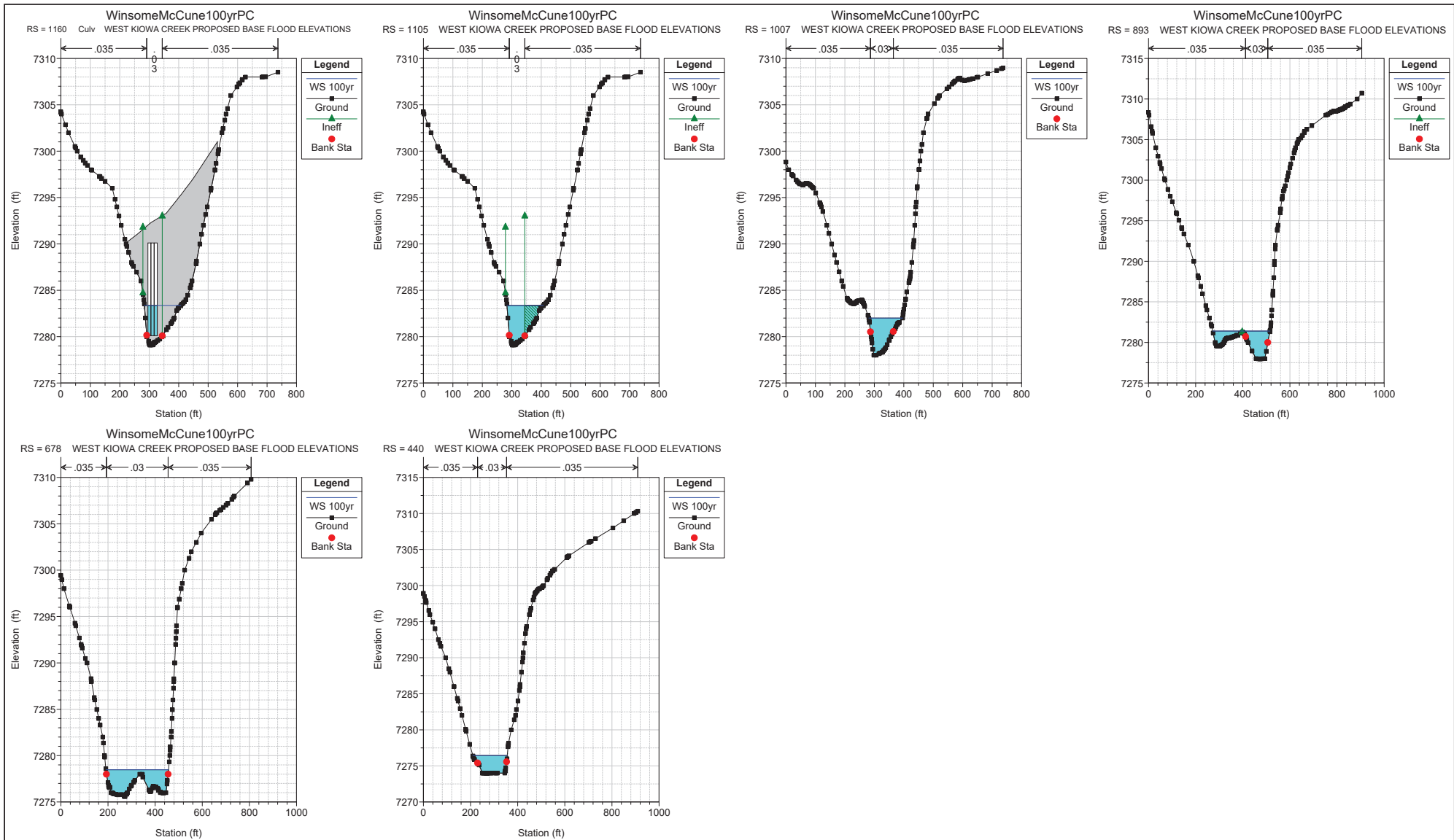






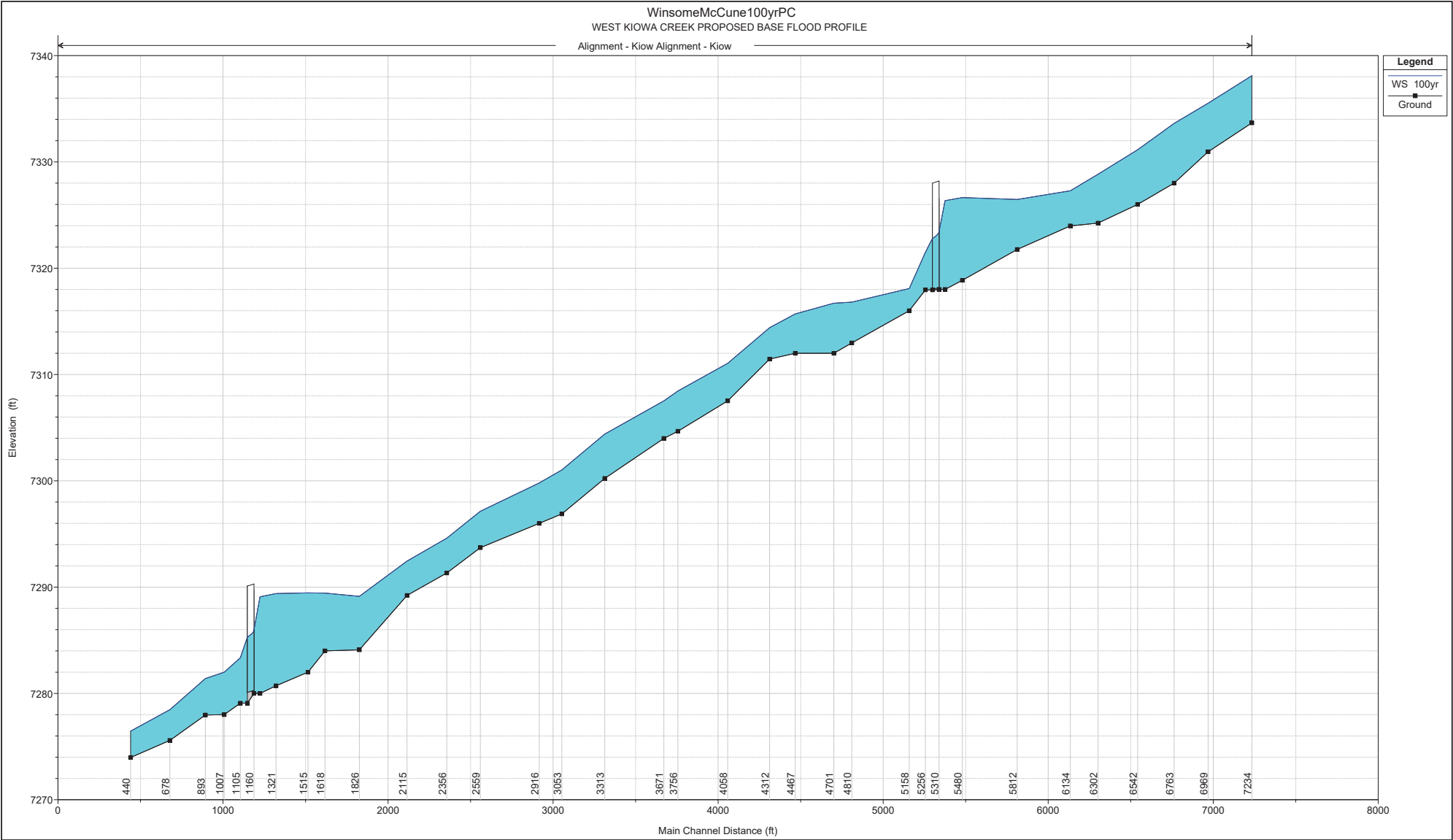






F. HYDRAULIC ANALYSIS

v. STUDIED PROPOSED CONDITION 100 YEAR FLOODPLAIN PROFILE



F. HYDRAULIC ANALYSIS

vi. PROPOSED BRIDGE DETAILS, DRAWINGS, AND SPECIFICATIONS

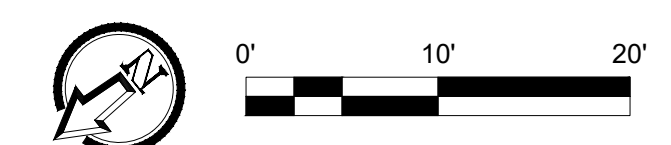
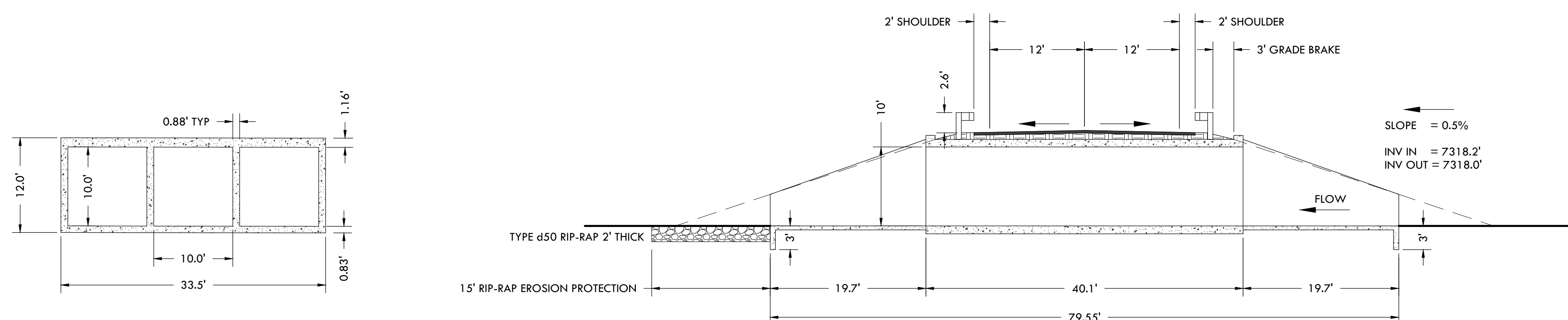
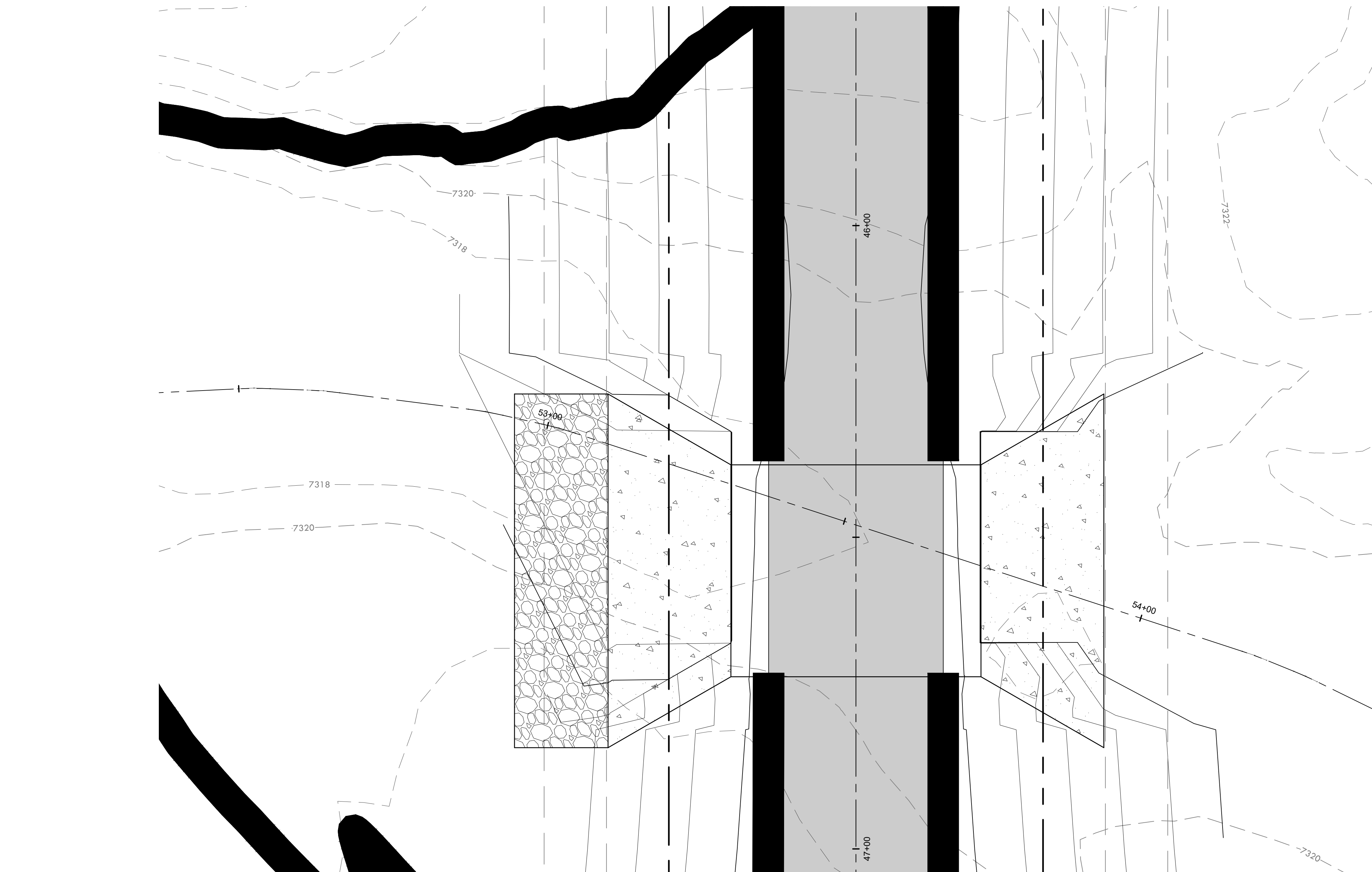


CASE #: 19-08-0185R


BENCHMARK: NORTHWEST CORNER OF SECTION 24, TOWNSHIP 11 SOUTH,  
RANGE 65 WEST OF THE 6<sup>TH</sup> P.M.

A 3.5" ALUMINUM CAP STAMPED "LS 12103"

ELEVATION IS 7429.30 NAVD88



**VERTEX®**  
2420 W. 26th Avenue, Suite 100-D | Denver, CO 80211  
Main: 303.623.9116 | [VERTEXENG.COM](http://VERTEXENG.COM)



PT MCCUNE, LLC  
1864 WOODMORE DR, SUITE 100  
MONUMENT, COLORADO 80132

| NO. | REVISIONS                           |
|-----|-------------------------------------|
| 1   | REVISED PER REVIEW COMMENTS 3/26/19 |
| 2   | REVISED PER REVIEW COMMENTS 4/2/19  |
| 3   | REVISED PER REVIEW COMMENTS 6/5/19  |
| 4   |                                     |
| 5   |                                     |
| 6   |                                     |
| 7   |                                     |
| 8   |                                     |
| 9   |                                     |
| 10  |                                     |

|                 |
|-----------------|
| DATE: 11/12/18  |
| DRAWN BY: JCP   |
| CHECKED BY: LPV |
| JOB #: 49388    |

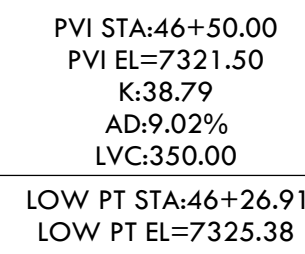
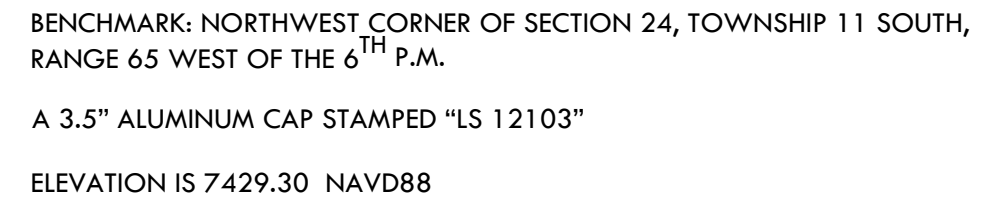
1



## CD DRAWINGS

CASE #: 19-08-0185R

A PARCEL OF PROPERTY LOCATED IN SECTIONS 13 & 24, TOWNSHIP 11 SOUTH, RANGE 65 WEST OF THE 6TH P.M. AND IN THE WEST HALF OF THE WEST HALF OF SECTION 19, TOWNSHIP 11 SOUTH, RANGE 64 WEST OF THE 6TH P.M., COUNTY OF EL PASO, STATE OF COLORADO



## ALAMAR WAY PROFILE

HORIZONTAL SCALE: 1" = 20'  
VERTICAL SCALE: 1" = 2'



| NO. | REVISIONS                           |
|-----|-------------------------------------|
| 1   | REVISED PER REVIEW COMMENTS 3/26/19 |
| 2   | REVISED PER REVIEW COMMENTS 4/2/19  |
| 3   | REVISED PER REVIEW COMMENTS 6/5/19  |
| 4   |                                     |
| 5   |                                     |
| 6   |                                     |
| 7   |                                     |
| 8   |                                     |
| 9   |                                     |
| 10  |                                     |

|                 |   |
|-----------------|---|
| DATE: 3/19/19   | 2 |
| DRAWN BY: JCP   |   |
| CHECKED BY: LPV |   |
| IOR #: 49388    |   |

\\Fs1\Projects\49000-49999\49300-49399\49388-McCune Ranch\06-Engineering\Vertex Drawings\Exhibits\49388-EXH\_BoxCulvertDetails.dwg  
uesday, August 27, 2019 2:33:11 PM  
Copyright: 2019 The Vertex Companies, Inc.

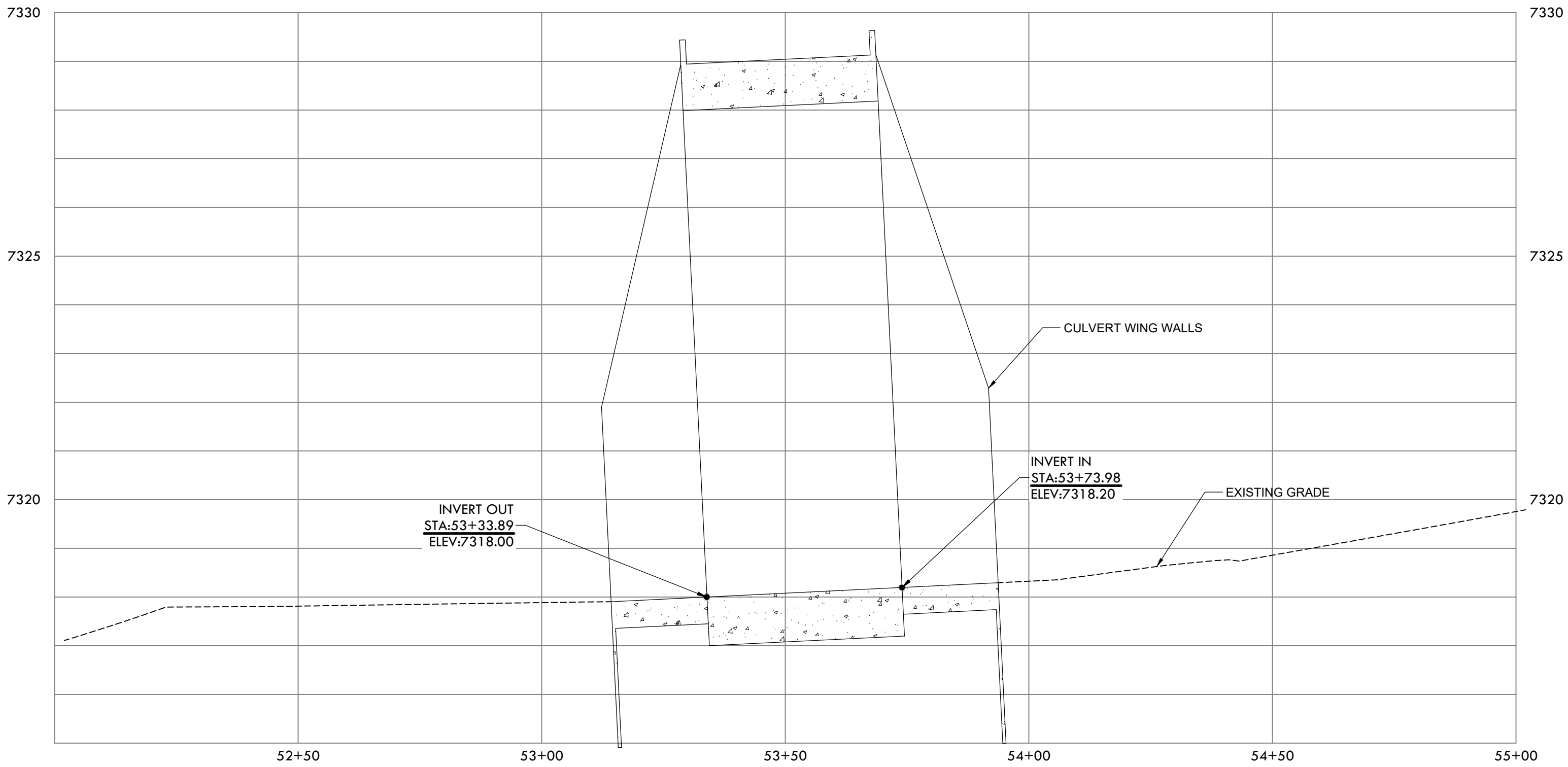
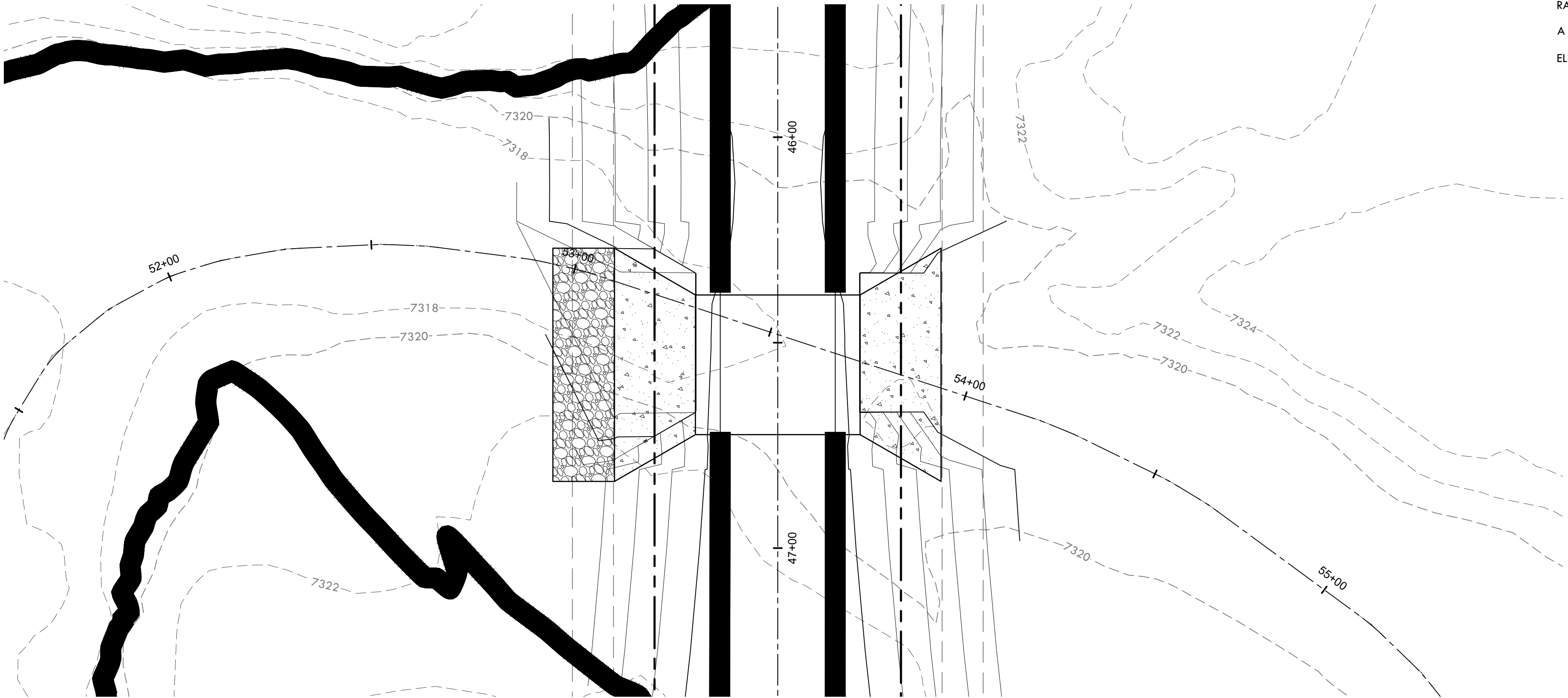
P:\Shared Projects\49300-49999\49300-49399\49388-McCune Ranch\04-Engineering\Vertex Drawings\Exhibits\49388-EXH\_BoxCulvertDetail.dwg  
Tuesday, August 27, 2019 2:33:33 PM  
Copyright 2019 The Vertex Companies, Inc.

CD DRAWINGS  
WINSOME SUBDIVISION

CASE #: 19-08-0185R

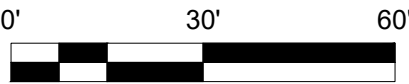
A PARCEL OF PROPERTY LOCATED IN SECTIONS 13 & 24, TOWNSHIP 11 SOUTH, RANGE 65 WEST OF THE 6TH P.M. AND IN THE WEST HALF OF THE WEST HALF OF SECTION 19, TOWNSHIP 11 SOUTH, RANGE 64 WEST OF THE 6TH P.M., COUNTY OF EL PASO, STATE OF COLORADO

BENCHMARK: NORTHWEST CORNER OF SECTION 24, TOWNSHIP 11 SOUTH,  
RANGE 65 WEST OF THE 6TH P.M.  
A 3.5" ALUMINUM CAP STAMPED "LS 12103"  
ELEVATION IS 7429.30 NAVD88



FLOODPLAIN ALIGNMENT PROFILE

HORIZONTAL SCALE: 1" = 20'  
VERTICAL SCALE: 1" = 2'



**VERTIX**<sup>®</sup>  
2420 W. 26th Avenue, Suite 100-D | Denver, CO 80211  
Main: 303.623.9116 | VERTEXENG.COM



BOX CULVERT 1 FLOODPLAIN PROFILE

SITE: 1864 WOODMORE DR, SUITE 100  
MONUMENT, COLORADO 80132

FOR: PT MCCUNE, LLC  
1864 WOODMORE DR, SUITE 100  
MONUMENT, COLORADO 80132

| NO. | REVISIONS                           |
|-----|-------------------------------------|
| 1   | REVISED PER REVIEW COMMENTS 3/26/19 |
| 2   | REVISED PER REVIEW COMMENTS 4/2/19  |
| 3   | REVISED PER REVIEW COMMENTS 6/5/19  |
| 4   |                                     |
| 5   |                                     |
| 6   |                                     |
| 7   |                                     |
| 8   |                                     |
| 9   |                                     |
| 10  |                                     |

DATE: 3/19/19

DRAWN BY: JCP

CHECKED BY: LPV

JOB: 49388



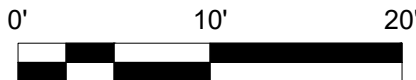
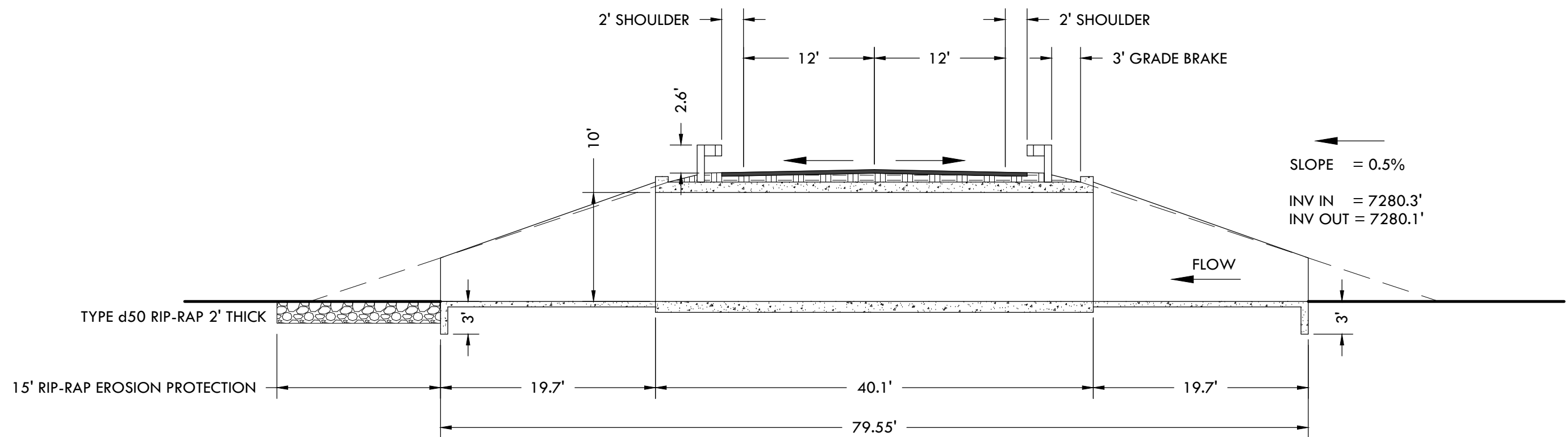
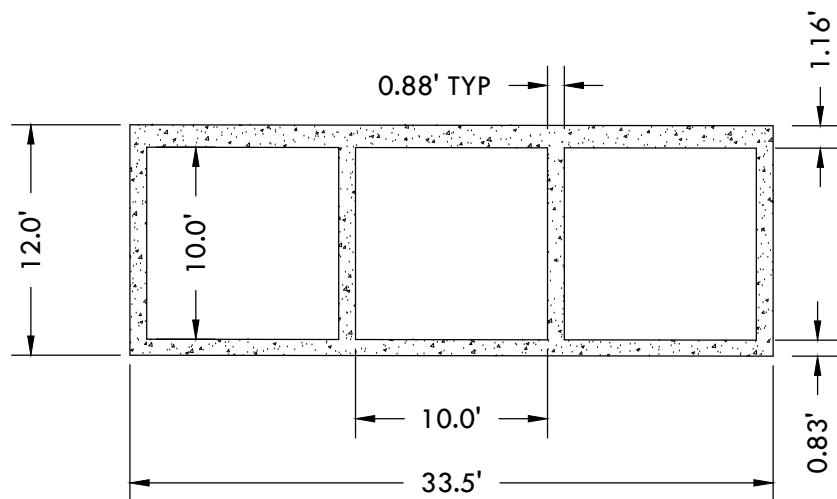
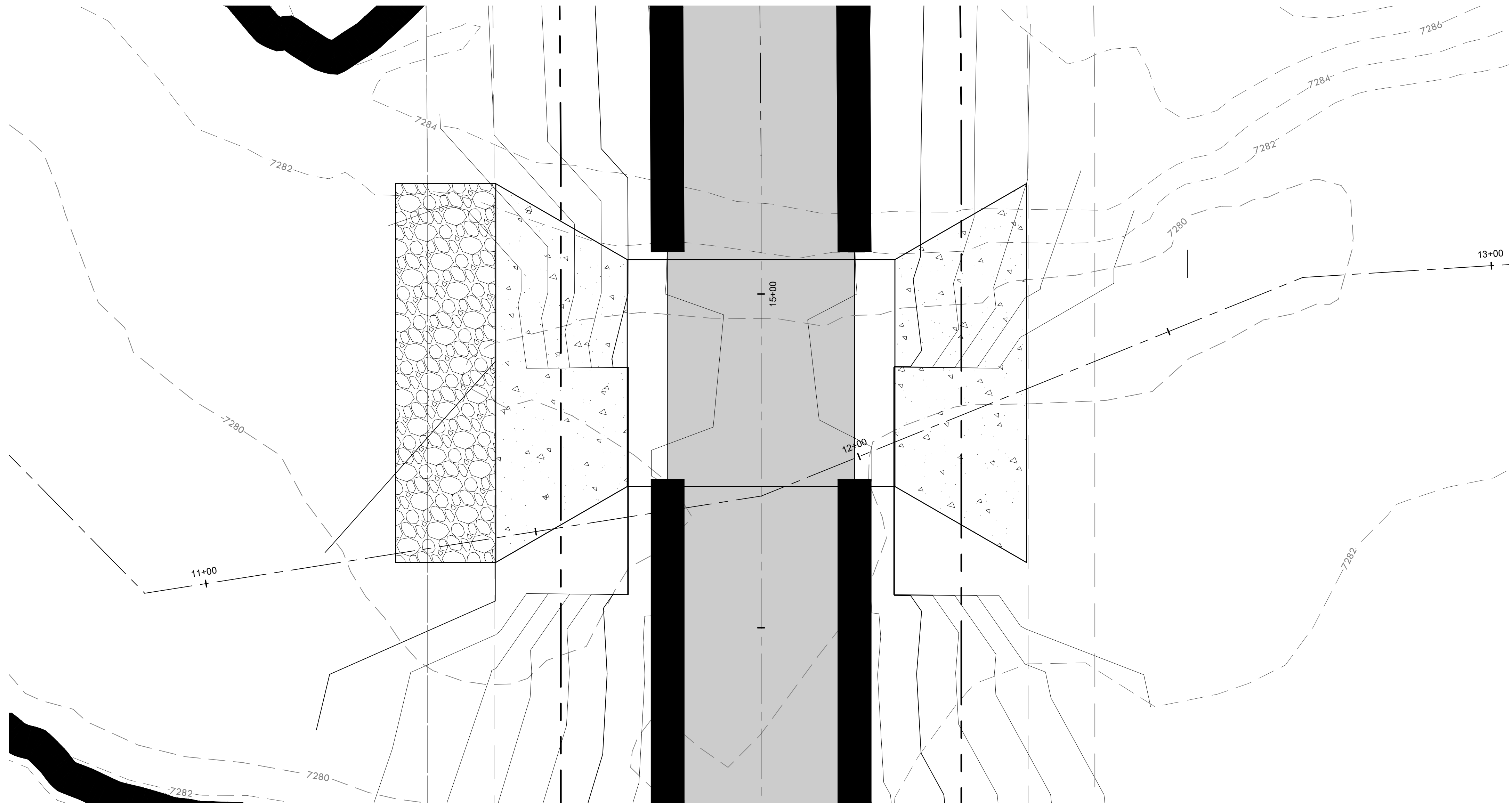
P:\Shared\Projects\49300-49999\49300-49399\49388-McCune Ranch\04-Engineering\Vertex Drawings\Exhibits\49388-EVH\_BoxCulvertDetail.dwg  
Tuesday, August 27, 2019 2:33:52 PM  
Copyright © 2019 The Vertex Companies, Inc.

CD DRAWINGS  
WINSOME SUBDIVISION

CASE #: 19-08-0185R

A PARCEL OF PROPERTY LOCATED IN SECTIONS 13 & 24, TOWNSHIP 11 SOUTH, RANGE 65 WEST OF THE 6TH P.M. AND IN THE WEST HALF OF THE WEST HALF OF SECTION 19, TOWNSHIP 11 SOUTH, RANGE 64 WEST OF THE 6TH P.M., COUNTY OF EL PASO, STATE OF COLORADO

BENCHMARK: NORTHWEST CORNER OF SECTION 24, TOWNSHIP 11 SOUTH, RANGE 65 WEST OF THE 6TH P.M.  
A 3.5" ALUMINUM CAP STAMPED "LS 12103"  
ELEVATION IS 7429.30 NAVD88



BOX CULVERT 2 (DOWNSTREAM) DETAIL  
SITE: 1864 WOODMORE DR, SUITE 100  
MONUMENT, COLORADO 80132  
FOR: PT MCCUNE, LLC  
1864 WOODMORE DR, SUITE 100  
MONUMENT, COLORADO 80132

| NO. | REVISIONS                           |
|-----|-------------------------------------|
| 1   | REVISED PER REVIEW COMMENTS 3/26/19 |
| 2   | REVISED PER REVIEW COMMENTS 4/2/19  |
| 3   | REVISED PER REVIEW COMMENTS 6/5/19  |
| 4   |                                     |
| 5   |                                     |
| 6   |                                     |
| 7   |                                     |
| 8   |                                     |
| 9   |                                     |
| 10  |                                     |

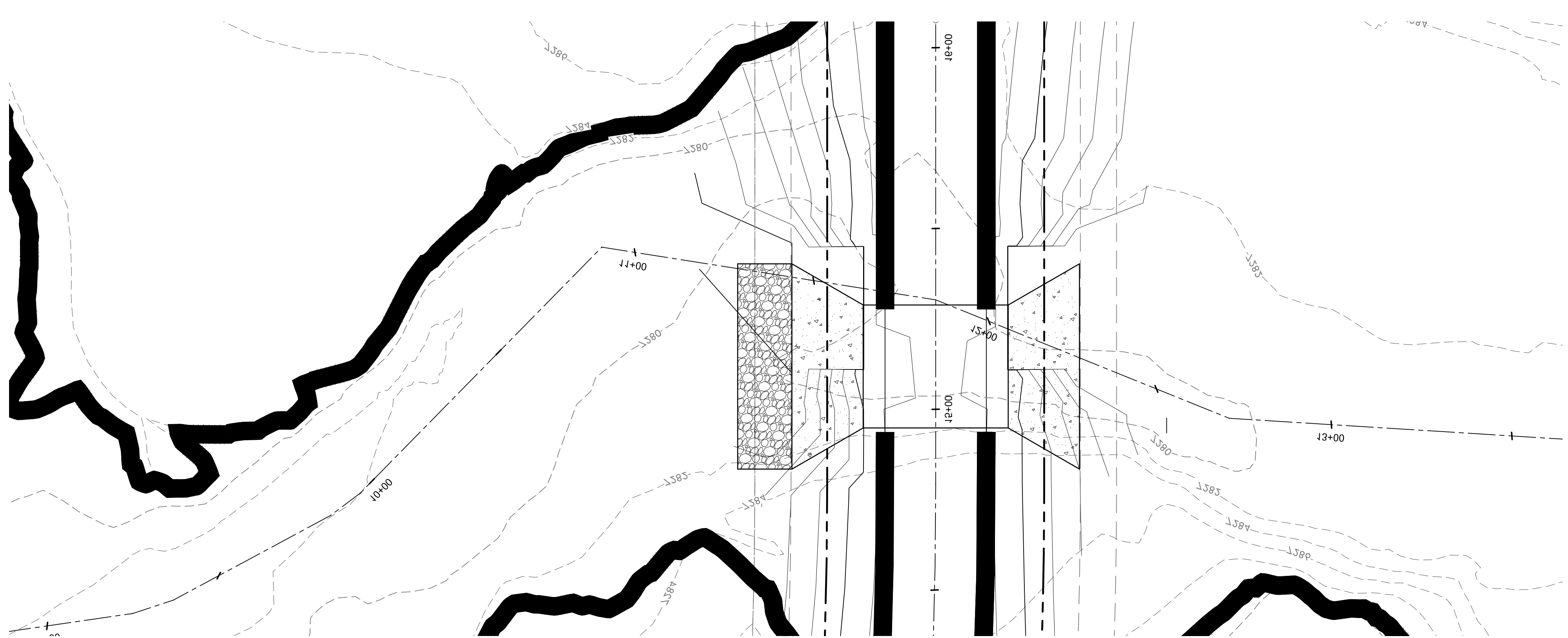
|                 |   |
|-----------------|---|
| DATE: 11/12/18  | 4 |
| DRAWN BY: JCP   |   |
| CHECKED BY: LPV |   |
| JOB# 49388      |   |

P:\Shared\Projects\49388-49399\49388-49399\04-Engineering\Yerres Drawings\Exhibits\49388-EXH\_BoxCulvertDetail.dwg  
Tuesday, August 27, 2019 2:34:06 PM  
Copyright © 2019 The VerTex Companies, Inc.

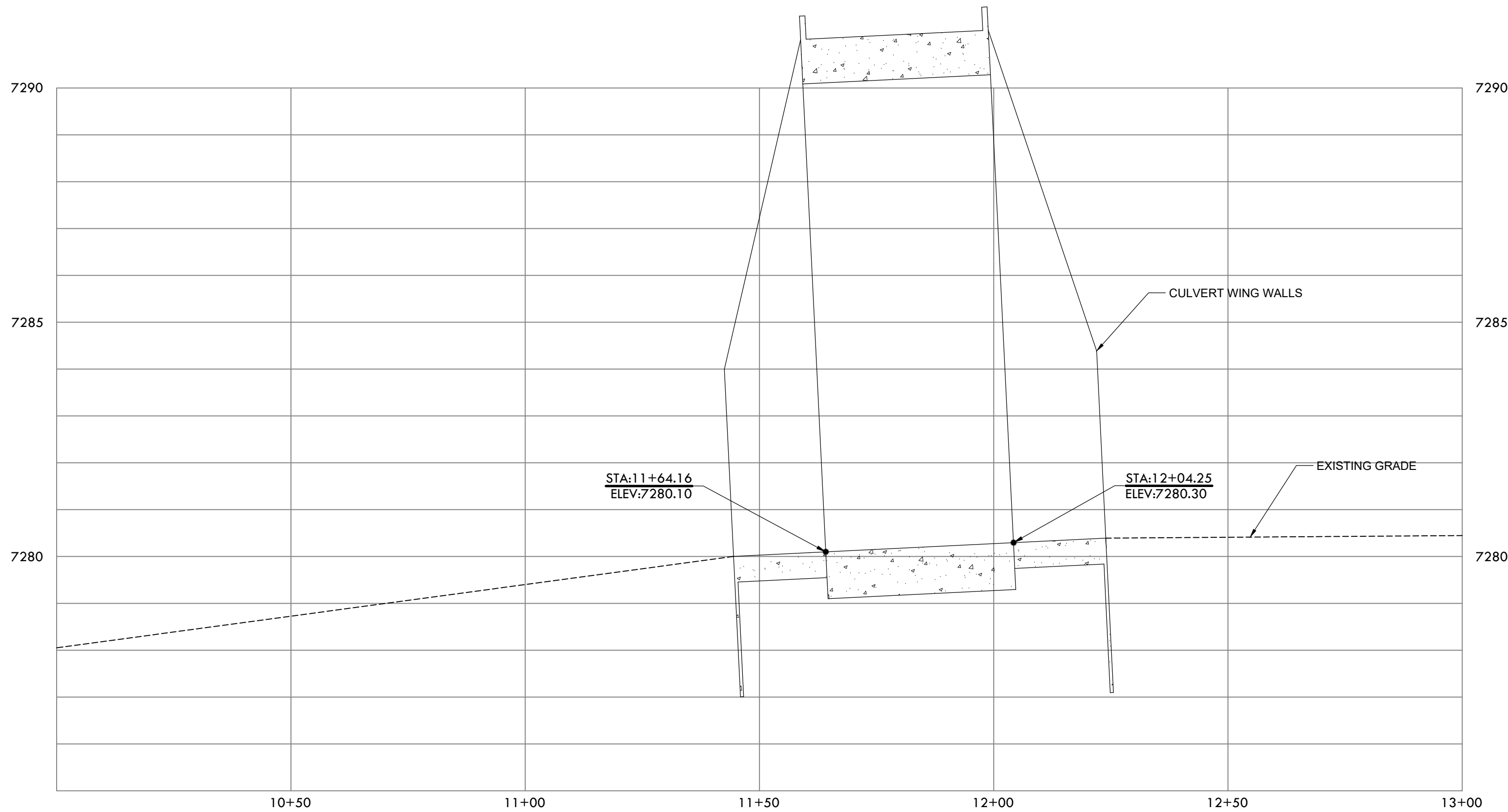
CD DRAWINGS  
WINSOME SUBDIVISION

CASE #: 19-08-0185R

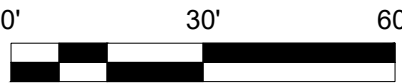
A PARCEL OF PROPERTY LOCATED IN SECTIONS 13 & 24, TOWNSHIP 11 SOUTH, RANGE 65 WEST OF THE 6TH P.M. AND IN THE WEST HALF OF THE WEST HALF OF SECTION 19, TOWNSHIP 11 SOUTH, RANGE 64 WEST OF THE 6TH P.M., COUNTY OF EL PASO, STATE OF COLORADO




BENCHMARK: NORTHWEST CORNER OF SECTION 24, TOWNSHIP 11 SOUTH, RANGE 65 WEST OF THE 6TH P.M.  
A 3.5" ALUMINUM CAP STAMPED "LS 12103"  
ELEVATION IS 7429.30 NAVD88



FLOODPLAIN ALIGNMENT PROFILE  
HORIZONTAL SCALE: 1" = 20'  
VERTICAL SCALE: 1" = 2'



**VERTEX**<sup>®</sup>  
2420 W. 26th Avenue, Suite 100-D | Denver, CO 80211  
Main: 303.623.9116 | VERTEXENG.COM



BOX CULVERT 2 FLOODPLAIN PROFILE

SITE: 1864 WOODMORE DR, SUITE 100  
MONUMENT, COLORADO 80132

FOR: PT MCCUNE, LLC  
1864 WOODMORE DR, SUITE 100  
MONUMENT, COLORADO 80132

| NO. | REVISIONS                           |
|-----|-------------------------------------|
| 1   | REVISED PER REVIEW COMMENTS 3/26/19 |
| 2   | REVISED PER REVIEW COMMENTS 4/2/19  |
| 3   | REVISED PER REVIEW COMMENTS 6/5/19  |
| 4   |                                     |
| 5   |                                     |
| 6   |                                     |
| 7   |                                     |
| 8   |                                     |
| 9   |                                     |
| 10  |                                     |

DATE: 3/19/19

DRAWN BY: JCP

CHECKED BY: LPV

JOB #: 49388


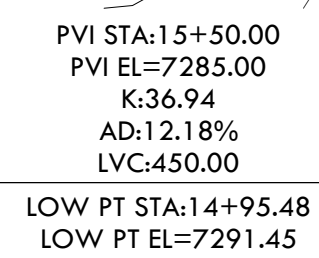


CASE #: 19-08-0185R

BENCHMARK: NORTHWEST CORNER OF SECTION 24, TOWNSHIP 11 SOUTH,  
RANGE 65 WEST OF THE 6<sup>TH</sup> P.M.


A 3.5" ALUMINUM CAP STAMPED "LS 12103"

ELEVATION IS 7429.30 NAVD88



Copyright: 2019 The Vertex Companies, Inc.  
 Tuesday, August 27, 2019 2:34:39 PM  
 P:\Shared\Projects\49000-49999\49300-49399\49388.McCune Ranch\06-Engineering\Vertex Drawings\Exhibits\49388-EXH\_BoxCulvertDetails.dwg

**VERTeX®**  
2420 W. 26th Avenue, Suite 100-D | Denver, CO 80211  
Main: 303.623.9116 | [VERTEXENG.COM](http://VERTEXENG.COM)



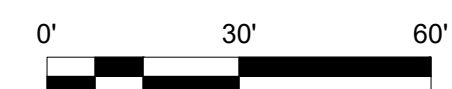

ROAD PLAN AND PROFILE @ BOX CULVERT 2

**SITE:** 1864 WOODMORE DR, SUITE 100  
MONUMENT, COLORADO 80132

FOR: PT MCCUNE, LLC  
1864 WOODMORE DR, SUITE 100  
MONUMENT, COLORADO 80132

| NO. | REVISIONS                           |
|-----|-------------------------------------|
| 1   | REVISED PER REVIEW COMMENTS 3/26/19 |
| 2   | REVISED PER REVIEW COMMENTS 4/2/19  |
| 3   | REVISED PER REVIEW COMMENTS 6/5/19  |
| 4   |                                     |
| 5   |                                     |
| 6   |                                     |
| 7   |                                     |
| 8   |                                     |
| 9   |                                     |
| 10  |                                     |

|                 |   |
|-----------------|---|
| DATE: 3/19/19   | 6 |
| DRAWN BY: JCP   |   |
| CHECKED BY: LPV |   |
| JOB #: 49388    |   |









G. PROJECT DRAINAGE REPORT

## H. ENVIRONMENTAL ANALYSIS

### i. ENDANGERED SPECIES "NO-TAKE" LETTER





Proposal 2018-10-1

April 5, 2019

Joe Desjardin  
ProTerra Properties, LLC  
Director of Development  
2475 Waynoka Place  
Colorado Springs, Colorado 80915

**RE: Winsome Ecological Report - Case #19-08-0185R, FEMA ESA Compliance**

Dear Mr. Desjardin:

The U.S. Fish and Wildlife Service (USFWS) has completed their review of the Ecosystem Services, LLC (ecos) "Biological Assessment" presented in our *Natural Features and Wetland Report for the Winsome Property in El Paso County, Colorado* dated January 4, 2019 (Ecological Report) and concurs with our finding that this project will result in "no take" of threatened and endangered species regulated under the Endangered Species Act. To acknowledge their concurrence the USFWS placed a "stamp" on the cover of the Ecological Report indicating they have "No Concerns" which was signed by the USFWS and dated 4-2-2019. USFWS also wrote notes next to the stamp describing that the concurrence was based on the following facts:

- 1) the marginal Preble's meadow jumping mouse (PMJM) habitat onsite that is not connected to good habitat;
- 2) conservation measures will be implemented by the Project to protect riparian habitat; and
- 3) the Project committed to survey for Ute ladies-tresses orchid at wetland impact areas despite the presence of marginal habitat for this species.

Based on the findings of the Ecological Report as supported by the USFWS concurrence, ecos can confidently state that the Winsome Project presents no potential for take of threatened and endangered species listed under the Endangered Species Act.

Sincerely,

Ecosystem Services, LLC

A handwritten signature in black ink that reads "Grant E. Gurnée".

Grant E. Gurnée, P.W.S.  
Restoration Ecologist - Wildlife Biologist

#### H. ENVIRONMENTAL ANALYSIS

##### ii. US FISH AND WILDLIFE “NO CONCERN” LETTER



## Informal Consultation Request

January 10, 2019

Mr. Drue DeBerry  
Acting Colorado Field Supervisor  
U.S. Fish and Wildlife Service  
Colorado Ecological Services Field Office  
134 Union Blvd., Suite 670  
Lakewood, Colorado 80228

2019-TA-0422

| U.S. FISH AND WILDLIFE SERVICE  |                  |
|---|------------------|
| <input checked="" type="checkbox"/> NO CONCERNS                                   |                  |
| <input type="checkbox"/> CONCUR NOT LIKELY TO ADVERSELY AFFECT                    |                  |
| <input type="checkbox"/> NO COMMENT   |                  |
| <i>Leslie E. Howard</i><br>Drue DeBerry<br>Colorado and Nebraska Field Supervisor | 4-2-2019<br>DATE |

- marginal Pinyon habitat, not connected to good habitat
- Conservation measures will protect riparian areas
- will survey for WLT0; marginal habitat

**RE: Request for Technical Assistance Regarding the Likelihood of Take of Federally-listed Threatened and Endangered Species resulting from the proposed development of the Winsome Project in El Paso County, Colorado**

Dear Mr. DeBerry:

Ecosystem Services, LLC (ecos) has prepared the enclosed habitat evaluation on behalf of PT McCune, LLC to describe the physical/ecological characteristics of the Winsome Property (Site) and evaluate the potential effects of the proposed development project (Project) on the Federally-listed threatened and endangered (T&E) species protected under the Endangered Species Act (ESA).

The El Paso County Environmental Division has completed its review of the Winsome project (Project) and has requested the following: "Documentation from the U.S. Fish and Wildlife Service (USFWS) shall be provided to the Planning and Community Development Department prior to project commencement where the project will result in ground disturbing activity in habitat occupied or potentially occupied by threatened or endangered species and/or where development will occur within 300 feet of the centerline of a stream or within 300 feet of the 100 year floodplain, whichever is greater."

At this time there is no Federal action and no Federal agency is making a formal effects determination under Section 7 (a)(2) of the ESA. Therefore, ecos is requesting technical assistance from USFWS regarding PT McCune, LLC's (i.e., the non-federal party) responsibilities under the ESA, and specifically the likelihood of the Project (described herein) resulting in take of listed species. If the USFWS concurs with the findings presented herein we request that you issue an informal letter of concurrence for use in the El Paso County Project review process.

## 1.0 PROJECT DESCRIPTION and SITE LOCATION

The Site is situated in the northeastern corner of the Black Forest approximately 12.5 miles east of Monument and 7.3 miles east of Highway 83, in El Paso County, Colorado. The Site is located in the northwest corner of Hodgen and Meridian Roads. The Site is specifically located within Section 24, the south  $\frac{1}{4}$  of Section 13, and the west  $\frac{1}{2}$  of Section 19, Township 11 South, Range 65 West in El Paso County, Colorado (refer to Figure 1).

The Applicant proposes to form a metropolitan district within El Paso County and develop the 766.66-acre Site as a residential community consisting of 5-acre and 2.5 acre single-family detached rural-residential lots and one 7.9-acre commercial lot, including trails, utilities, and streets and cul-de-sacs that provide access to each lot; and preserve 148.6 acres of open space along West Kiowa Creek (refer to Figure 2).

## **2.0 METHODOLOGY**

### **2.1 Office Assessment**

Ecos performed an office assessment in which available databases, resources, literature and field guides on local flora and fauna were reviewed to gather background information on the environmental setting of the Site. We consulted several organizations, agencies, and their databases, including:

- Colorado Department of Agriculture (CDA) Noxious Weed List;
- Colorado Natural Heritage Program (CNHP);
- Colorado Oil and Gas Conservation Commission (COGCC) GIS Online;
- Colorado Parks and Wildlife (CPW);
- El Paso County Black Forest Preservation Plan Update;
- Google Earth current and historic aerial imagery;
- CNHP Survey of Critical Biological Resources, El Paso County, Colorado;
- CNHP Survey of Critical Wetlands and Riparian Areas in El Paso and Pueblo Counties, Colorado;
- U.S. Fish and Wildlife Service (USFWS) Region 6;
- USFWS National Wetland Inventory (NWI); and
- U.S. Geological Survey (USGS).

### **2.2 Onsite Assessments**

Following the collection and review of existing data and background information, ecos conducted a field assessment of the Site on September 5, 2018 to identify any potential impacts to natural resources associated with the Project. Field reconnaissance concentrated on identification of wetland habitat, waters of the U.S. and on the presence of habitat suitable to support threatened and endangered wildlife. Ecos conducted a follow-up field assessment on September 20, 2018 to gather additional data. Wetland habitat and waters of the U.S. boundaries, wildlife habitat, and vegetation communities were sketched on topographic and aerial base maps and located using a hand-held Global Positioning System as deemed necessary. Representative photographs were taken to assist in describing and documenting Site conditions and potential ecological impacts.

## H. ENVIRONMENTAL ANALYSIS

### iii. MC CUNE RANCH - NATURAL FEATURES AND WETLAND REPORT

**Winsome Subdivision**  
17480 Meridian Road North  
Colorado Springs, Colorado 80924

## Preliminary Drainage Report

**MAY 15, 2019**

**PREPARED FOR:**

PT McCune, LLC  
Joseph W DesJardin  
1864 Woodmoor Drive  
Suite 100  
Monument, Colorado 80132

**PREPARED BY:**

The Vertex Companies, Inc.  
2420 W. 26<sup>th</sup> Avenue, Suite 100-D  
Denver, Colorado 80211  
**PHONE:** 303-623-9116

VERTEX Project: 49388  
PCD File No. SP-18-006  
FEMA Case No: 19-08-0185R



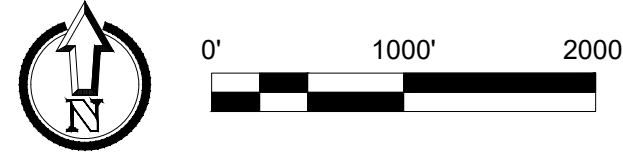
Jason Priddy  
Project Engineer



Lance VanDemark, P.E.  
Project Manager


## **10.0 DRAINAGE PLANS**



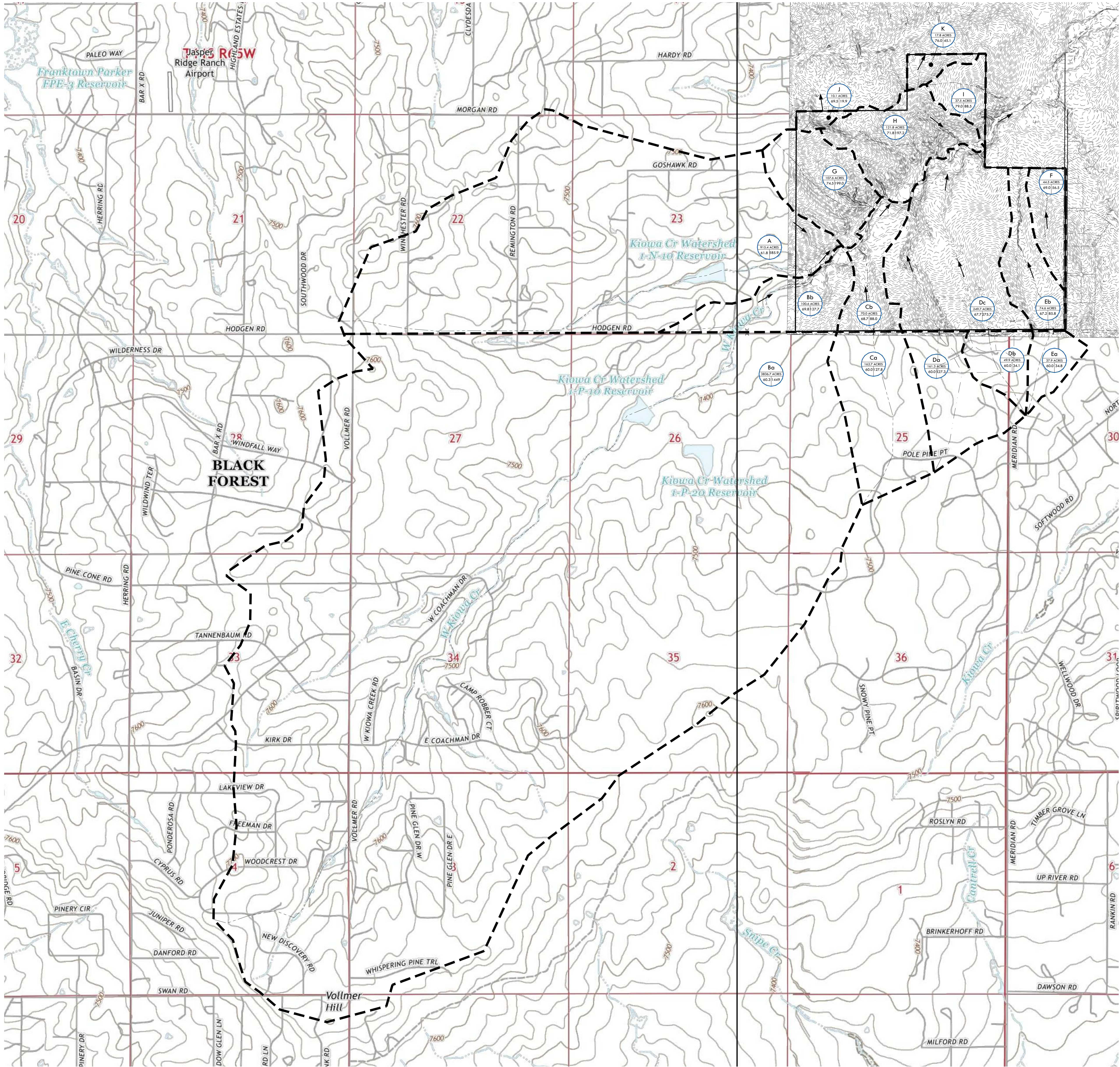



PRELIMINARY PLAN SET  
**WINSOME SUBDIVISION**

A PARCEL OF PROPERTY LOCATED IN SECTIONS 13 & 24, TOWNSHIP 11 SOUTH, RANGE 65 WEST OF THE 6TH P.M. AND IN THE WEST HALF OF THE WEST HALF OF SECTION 19, TOWNSHIP 11 SOUTH, RANGE 64 WEST OF THE 6TH P.M., COUNTY OF EL PASO, STATE OF COLORADO



**VERTeX**<sup>®</sup>  
2420 W. 26th Avenue, Suite 100-D | Denver, CO 80211  
Mtn: 303.623.9116 | VERTEXENG.COM



| EXISTING STORMWATER RUNOFF TABLE |                    |              |                  |
|----------------------------------|--------------------|--------------|------------------|
| BASIN                            | BASIN AREA (ACRES) | CURVE NUMBER | Q <sub>100</sub> |
| A                                | 915.4              | 61.8         | 585.9            |
| Ba                               | 3836.7             | 60.3         | 1448.9           |
| Bb                               | 100.6              | 69.8         | 127.7            |
| Ca                               | 162.7              | 60.0         | 127.8            |
| Cb                               | 70.0               | 68.7         | 88.0             |
| Da                               | 161.3              | 60.0         | 127.3            |
| Db                               | 49.9               | 60.0         | 34.1             |
| Dc                               | 249.7              | 67.7         | 275.7            |
| Ea                               | 37.9               | 60.0         | 34.8             |
| Eb                               | 74.6               | 67.2         | 85.8             |
| F                                | 44.5               | 69.0         | 56.6             |
| G                                | 107.6              | 74.5         | 199.0            |
| H                                | 121.8              | 71.8         | 197.2            |
| I                                | 37.5               | 79.0         | 88.5             |
| J                                | 10.1               | 69.5         | 19.9             |
| K                                | 17.8               | 76.0         | 45.1             |
|                                  | 5998.1             |              |                  |

**LEGEND**

- PROPERTY BOUNDARY LINE
- - - EXISTING CONTOUR
- - - DRAINAGE BASIN BOUNDARY
- - - DRAINAGE BASIN FLOW PATH

**Basin A Detail:**

- Basin Name: A
- Drainage Basin Size: 4.09 ACRES
- 100-Year Runoff: 4.73
- Curve Number: 14.05
- Flow Arrows: (indicated by arrows)

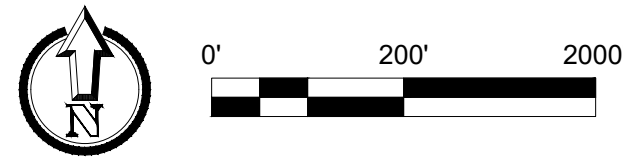
EXISTING DRAINAGE PLAN - OVERALL  
SITE: 17480 MERIDIAN ROAD  
ELBERT, COLORADO 80106  
FOR: PT MCCUNE, LLC  
1864 WOODMORE DR, SUITE 100  
MONUMENT, COLORADO 80132

| NO. | REVISIONS                       |
|-----|---------------------------------|
| 1   | 1/11/19 PRELIMINARY RESUBMITTAL |
| 2   | 3/8/19 PRELIMINARY RESUBMITTAL  |
| 3   | 4/11/19 PRELIMINARY RESUBMITTAL |
| 4   | 5/10/19 PRELIMINARY RESUBMITTAL |
| 5   |                                 |
| 6   |                                 |
| 7   |                                 |
| 8   |                                 |
| 9   |                                 |
| 10  |                                 |

DATE: 1/11/19  
DRAWN BY: JCP  
CHECKED BY: LPV  
JOB #: 49388


C1.1





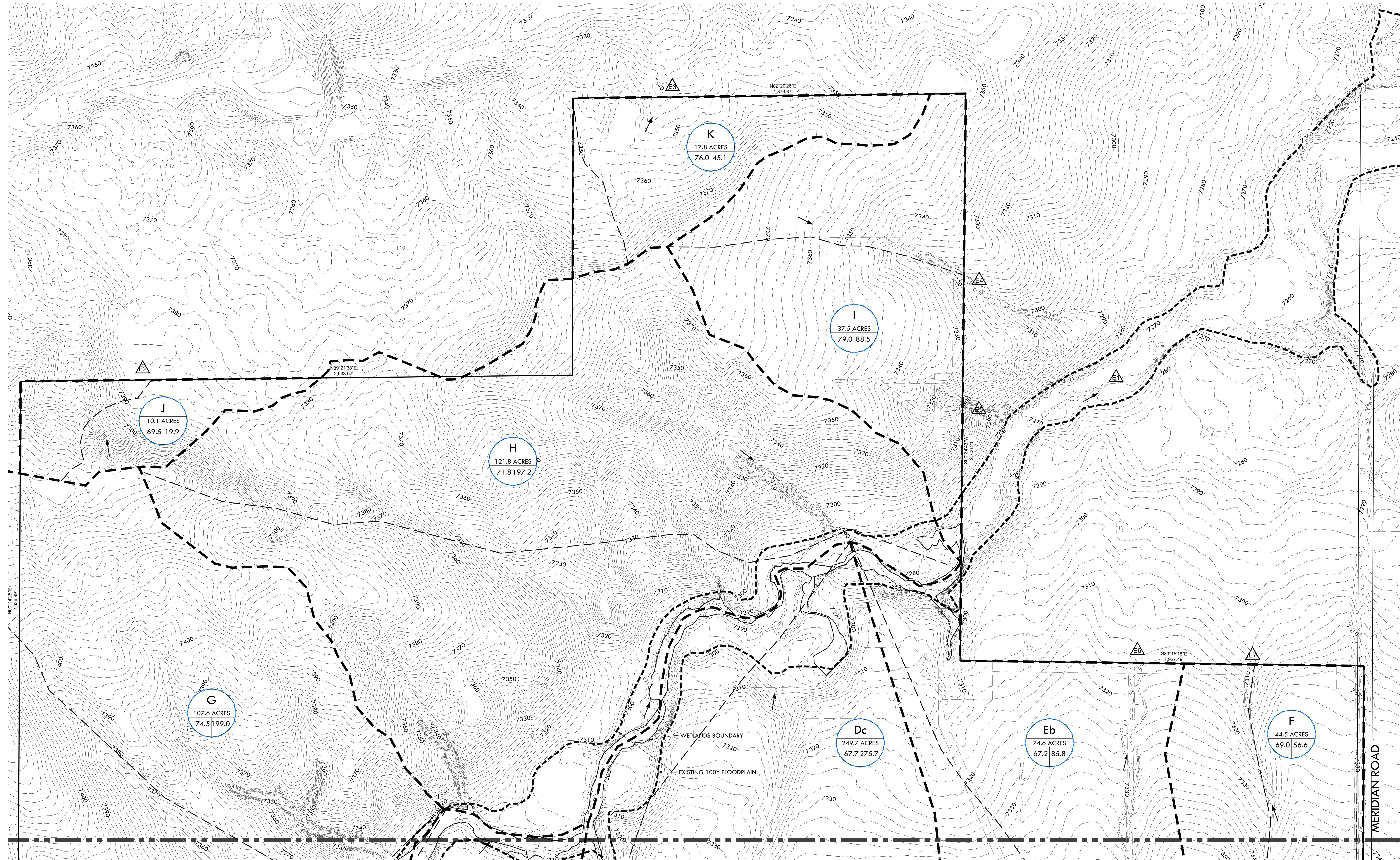
PRELIMINARY PLAN SET  
**WINSOME SUBDIVISION**

A PARCEL OF PROPERTY LOCATED IN SECTIONS 13 & 24, TOWNSHIP 11 SOUTH, RANGE 65 WEST OF THE 6TH P.M. AND IN THE WEST HALF OF THE WEST HALF OF SECTION 19, TOWNSHIP 11 SOUTH, RANGE 64 WEST OF THE 6TH P.M., COUNTY OF EL PASO, STATE OF COLORADO




- MAIN OUTFALL+E5+E6+E7 Q5=408.6CFS Q100=2470.0CFS
- OFFSITE FLOW Q5=3.4CFS Q100=19.9CFS
- OFFSITE FLOW Q5=12.9CFS Q100=45.1CFS
- OFFSITE FLOW Q5=26.4CFS Q100=88.5CFS
- OFFSITE FLOW Q5=9.4CFS Q100=85.8CFS
- OFFSITE FLOW Q5=6.6CFS Q100=56.6CFS

NOTES:  
1. EXISTING FLOODPLAIN AS SHOWN BASED ON FIRM MAP #08041C0350G PANEL 350 REVISED 12/7/2018, GENERATED BY GRAPHICAL OVERLAY.



MATCH LINE - SEE SHEET C1.3 - EXISTING DRAINAGE PLAN - SOUTH

**VERTIX**  
2420 W. 26th Avenue, Suite 100-D | Denver, CO 80211  
Mtn: 303.623.9116 | VERTEXENG.COM



EXISTING DRAINAGE PLAN - NORTH  
SITE: 17480 MERIDIAN ROAD  
ELBERT, COLORADO 80106  
FOR: PT MCCUNE, LLC  
1864 WOODMORE DR, SUITE 100  
MONUMENT, COLORADO 80132

| NO. | REVISIONS                      |
|-----|--------------------------------|
| 1   | 1/11/19 PRELIMINARY RESUBMITAL |
| 2   | 3/8/19 PRELIMINARY RESUBMITAL  |
| 3   | 4/11/19 PRELIMINARY RESUBMITAL |
| 4   | 5/10/19 PRELIMINARY RESUBMITAL |
| 5   |                                |
| 6   |                                |
| 7   |                                |
| 8   |                                |
| 9   |                                |
| 10  |                                |

DATE: 1/11/19  
DRAWN BY: JCP  
CHECKED BY: LPV  
JOB #: 49388


C1.2

PCD FILE NO SP-18-006





**VERTeX®**  
2420 W. 26th Avenue, Suite 100-D | Denver, CO 80211  
Main: 303.623.9116 | [VERTeXENG.COM](http://VERTeXENG.COM)



FOR: PT MCCUNE, LLC  
1864 WOODMORE DR, SUITE 100  
MONUMENT, COLORADO 80132

|                |
|----------------|
| DATE: 1/11/19  |
| DRAWN BY: JC   |
| CHECKED BY: LP |
| JOB #: 49388   |

C1.3

JOB #:49388

PCD FILE NO. SP-18-006

WETLANDS BOUNDARY

EXISTING 100Y FLOODPLAIN

HODGEN ROAD

MERIDIAN ROAD

**A**  
915.4 ACRES  
61.8 585.9

**Bb**  
100.6 ACRES  
69.8 127.7

**Cb**  
70.0 ACRES  
68.7 88.0

**Dc**  
249.7 ACRES  
67.7 275.7

**Eb**  
74.6 ACRES  
67.2 85.8

**F**  
44.5 ACRES  
69.0 56.6

**Ba**  
3836.7 ACRES  
60.3 1449

**Ca**  
162.7 ACRES  
60.0 127.8

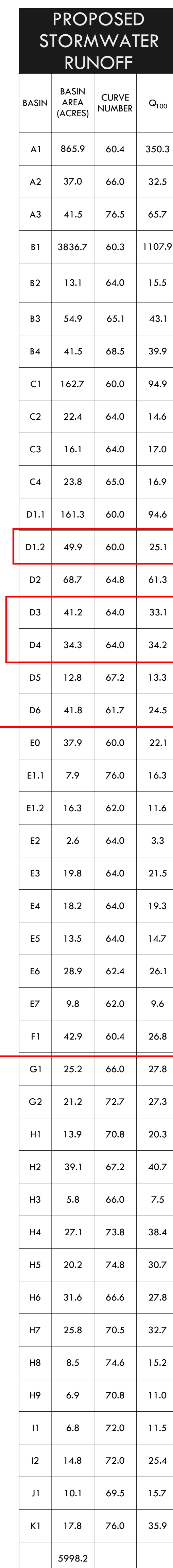
**Da**  
161.3 ACRES  
60.0 127.3

**Db**  
49.9 ACRES  
60.0 34.1

**Ea**  
37.9 ACRES  
60.0 34.8






\\Fs:\Shared\Projects\49000-49999\49300-49399\49388.McCune Ranch\06-Engineering\Vertex Drawings\PD\49388-PD-Drainage\_Existing - ZOOM.dwg  
Thursday, May 16, 2019 1:31:33 PM  
Copyright: 2019 The Vertex Companies, Inc.

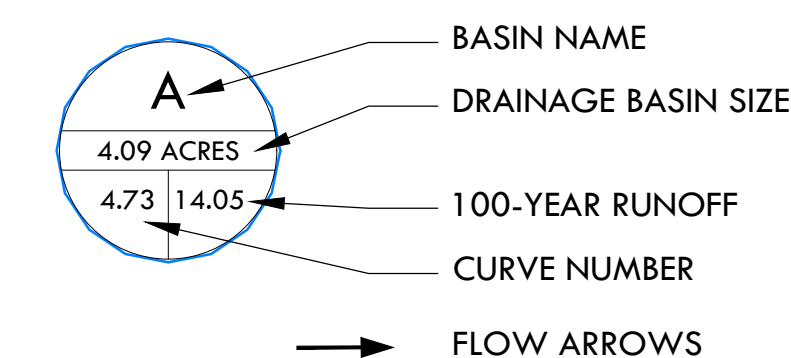





| DETENTION POND SUMMARY |                 |                   |
|------------------------|-----------------|-------------------|
| POND NUMBER            | PROPOSED VOLUME | FLOW EXITING POND |
| 1                      | 8.0 AC-FT       | 31.9 CFS          |
| 2                      | 7.4 AC-FT       | 35.1 CFS          |
| 3                      | 7.1 AC-FT       | 126.8 CFS         |
| 4                      | 1.5 AC-FT       | 30.6 CFS          |
| 5                      | 9.7 AC-FT       | 120.0 CFS         |
| 6                      | 4.0 AC-FT       | 18.0 CFS          |

### LEGEND

|   |                          |
|---|--------------------------|
|  | PROPERTY BOUNDARY LINE   |
|  | PROPOSED CONTOUR         |
|  | EXISTING CONTOUR         |
|  | DRAINAGE BASIN BOUNDARY  |
|  | DRAINAGE BASIN FLOW PATH |



**VERTIEX®**  
24240 W. 26th Avenue, Suite 100-D | Denver, CO 80211  
Main: 303.623.3116 | [VERTIEX.COM](http://VERTIEX.COM)



**PROPOSED DRAINAGE PLAN - OVERALL**

**SITE:** 17480 MERIDIAN ROAD  
ELBERT, COLORADO 80106

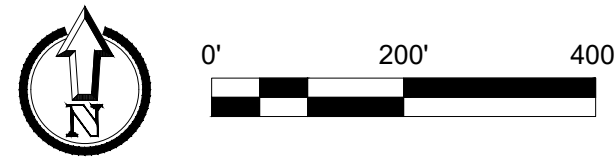
**FOR:** PT MCCUNE, LLC  
1864 WOODMORE DR, SUITE 100  
MONUMENT, COLORADO 80132

| NO. | REVISIONS                      |
|-----|--------------------------------|
| 1   | 1/11/19 PRELIMINARY RESUBMITTA |
| 2   | 3/8/19 PRELIMINARY RESUBMITTA  |
| 3   | 4/11/19 PRELIMINARY RESUBMITTA |
| 4   | 5/10/19 PRELIMINARY RESUBMITTA |
| 5   | 5/16/19 PRELIMINARY RESUBMITTA |
| 6   |                                |
| 7   |                                |
| 8   |                                |
| 9   |                                |
| 10  |                                |

|                |
|----------------|
| DATE: 1/11/19  |
| DRAWN BY: JO   |
| CHECKED BY: LF |
| JOB #: 49388   |

C2.1





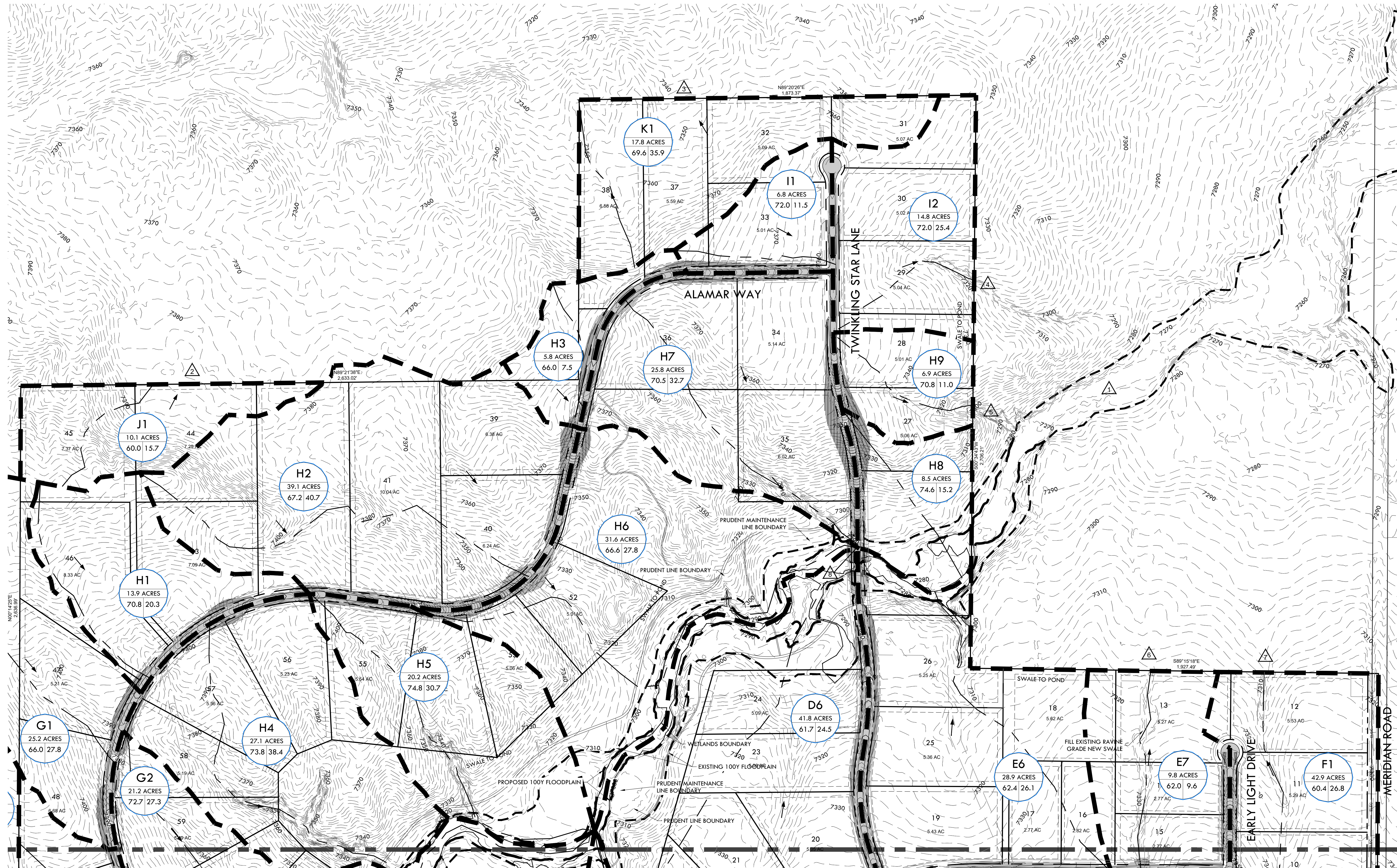
# PRELIMINARY PLAN SET WINSOME SUBDIVISION

A PARCEL OF PROPERTY LOCATED IN SECTIONS 13 & 24, TOWNSHIP 11 SOUTH, RANGE 65 WEST OF THE 6TH P.M. AND IN THE WEST HALF OF THE WEST HALF OF SECTION 19, TOWNSHIP 11 SOUTH, RANGE 64 WEST OF THE 6TH P.M., COUNTY OF EL PASO, STATE OF COLORADO




- P1 OUTFALL Q5=1.5CFS Q100=31.9CFS
- P2 OUTFALL Q5=0.9CFS Q100=35.1CFS
- P3 OUTFALL Q5=1.4CFS Q100=126.8CFS
- P4 OUTFALL Q5=1.3CFS Q100=30.6CFS
- P5 OUTFALL Q5=1.9CFS Q100=120.0CFS
- P6 OUTFALL Q5=0.7CFS Q100=18.0CFS
- MAIN OUTFALL Q5=447.4CFS Q100=2437.3CFS
- OFFSITE FLOW Q5=3.1CFS Q100=19.9CFS
- OFFSITE FLOW Q5=12.9CFS Q100=45.1CFS
- OFFSITE FLOW DIRECTED TO POND P4
- P4 OUTFALL Q5=1.3CFS Q100=30.6CFS
- OFFSITE FLOW DIRECTED TO POND P5
- OFFSITE FLOW DIRECTED TO POND P5
- BOX CULVERT 2 Q100=2321.1CFS

NOTES:  
1. EXISTING FLOODPLAIN AS SHOWN BASED ON FIRM MAP #08041C0350G PANEL 350 REVISED 12/7/2018, GENERATED BY GRAPHICAL OVERLAY.



MATCH LINE - SEE SHEET C2.3 - PROPOSED DRAINAGE PLAN - SOUTH

**VERTIX**  
2420 W. 26th Avenue, Suite 100-D | Denver, CO 80211  
Mtn: 303.623.9116 | VERTEXENG.COM



PROPOSED DRAINAGE PLAN - NORTH  
SITE: 17480 MERIDIAN ROAD  
ELBERT, COLORADO 80106  
FOR: PT MCCUNE, LLC  
1864 WOODMORE DR, SUITE 100  
MONUMENT, COLORADO 80132

| NO. | REVISIONS                      |
|-----|--------------------------------|
| 1   | 1/11/19 PRELIMINARY RESUBMITAL |
| 2   | 3/8/19 PRELIMINARY RESUBMITAL  |
| 3   | 4/11/19 PRELIMINARY RESUBMITAL |
| 4   | 5/10/19 PRELIMINARY RESUBMITAL |
| 5   | 5/16/19 PRELIMINARY RESUBMITAL |
| 6   |                                |
| 7   |                                |
| 8   |                                |
| 9   |                                |
| 10  |                                |

DATE: 1/11/19  
DRAWN BY: JCP  
CHECKED BY: LPV  
JOB #: 49388  
**C2.2**

PCD FILE NO SP-18-006





**VERTIEX®**  
2420 W. 26th Avenue, Suite 100-D | Denver, CO 80211  
Main: 303.623.1116 | [VERTIEX.COM](http://VERTIEX.COM)

**PROPOSED DRAINAGE PLAN - SOUTH**

**SITE:** 17480 MERIDIAN ROAD  
ELBERT, COLORADO 80106

**FOR:** PT MCCUNE, LLC  
1864 WOODMORE DR, SUITE 10  
MONUMENT, COLORADO 80132

| NO. | REVISIONS                       |
|-----|---------------------------------|
| 1   | 1/11/19 PRELIMINARY RESUBMITTAL |
| 2   | 3/8/19 PRELIMINARY RESUBMITTAL  |
| 3   | 4/11/19 PRELIMINARY RESUBMITTAL |
| 4   | 5/10/19 PRELIMINARY RESUBMITTAL |
| 5   | 5/16/19 PRELIMINARY RESUBMITTAL |
| 6   |                                 |
| 7   |                                 |
| 8   |                                 |
| 9   |                                 |
| 10  |                                 |

|                 |      |
|-----------------|------|
| DATE: 1/11/19   | C2.3 |
| DRAWN BY: JCP   |      |
| CHECKED BY: LPV |      |
| JOB #: 49388    |      |

\\Fs:\Shared\Projects\49000-49999\49300-McCune Ranch\06-Engineering\Vertex Drawings\PD\49388-PD-Drainage\_Proposed - ZOOM.dwg  
Thursday, May 16, 2019 1:32:39 PM  
Copyright © 2019 The Vertex Companies, Inc.

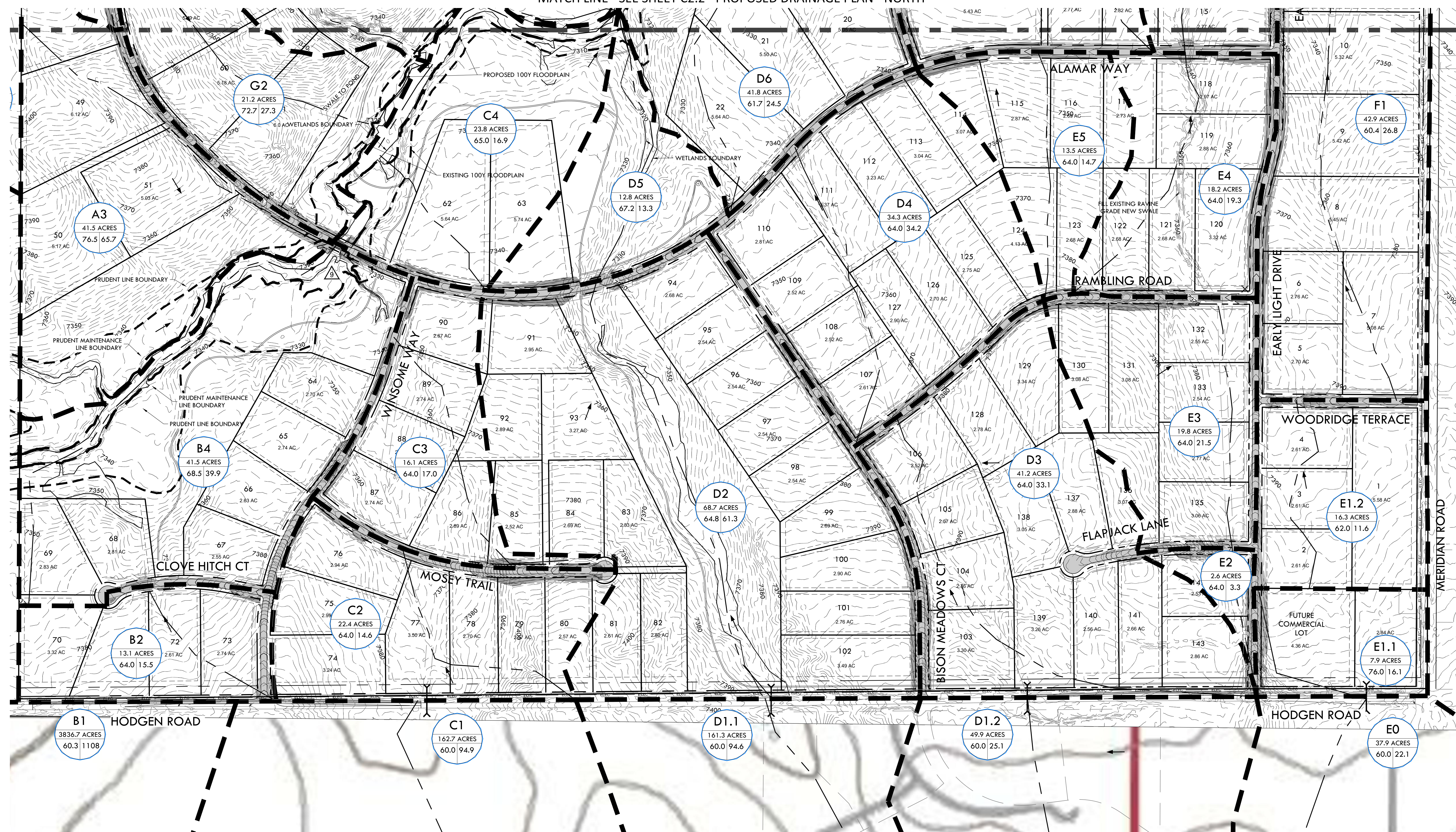
|    |                                 |
|----|---------------------------------|
| P1 | OUTFALL Q5=1.5CFS Q100=31.9CFS  |
| P2 | OUTFALL Q5=0.9CFS Q100=35.1CFS  |
| P3 | OUTFALL Q5=1.4CFS Q100=126.8CFS |
| P4 | OUTFALL Q5=1.3CFS Q100=30.6CFS  |
| P5 | OUTFALL Q5=1.9CFS Q100=120.0CFS |
| P6 | OUTFALL Q5=0.7CFS Q100=18.0CFS  |

9 BOX CULVERT 1 Q100=2062.2CFS

NOTES:

1. EXISTING FLOODPLAIN AS SHOWN BASED ON FIRM MAP #08041C03500  
PANEL 350 REVISED 12/7/2018, GENERATED BY GRAPHICAL OVERLAY.

MATCH LINE - SEE SHEET C2.2 - PROPOSED DRAINAGE PLAN - NORTH



PCD FILE NO. SP-18-006



## 4.5. - Initial Abstraction

The initial abstraction ( $I_a$ ) represents a volume of rainfall that must fall to satisfy losses in a drainage basin before runoff begins. The default value for  $I_a$  is 0.20 times the potential maximum retention ( $S$ ). Through modeling of the Jimmy Camp Creek drainage basin using gage-adjusted, NEXRAD-generated rainfall input and comparing model results with recorded flow data, it was determined that a more appropriate value for  $I_a$  is  $0.10 \cdot S$ . Therefore, this value shall replace the default value for any evaluations that apply the NRCS curve number method for rainfall losses. To apply this adjustment when using HEC-HMS it will be necessary to provide the initial abstraction as a depth in inches rather to a fraction of the potential maximum retention. The initial abstraction in inches is calculated using Equation 6-12.

$$I_a = 0.1[(1000/CN) - 10] \quad (\text{Eq. 6-12})$$

Table 6-9. NRCS Curve Numbers for Pre-Development Thunderstorms Conditions (ARC I)

| Fully Developed Urban Areas (vegetation established) <sup>1</sup> | Treatment | Hydrologic Condition | % I | Pre-Development CN |       |       |       |
|---|-----------|----------------------|-----|--------------------|-------|-------|-------|
|   |           |                      |     | HSG A              | HSG B | HSG C | HSG D |
| Open space (lawns, parks, golf courses, cemeteries, etc.):        |           |                      |     |                    |       |       |       |
| Poor condition (grass cover < 50%)                                | —         | —                    | —   | 47                 | 61    | 72    | 77    |
| Fair condition (grass cover 50% to 75%)                           | —         | —                    | —   | 29                 | 48    | 61    | 69    |
| Good condition (grass cover > 75%)                                | —         | —                    | —   | 21                 | 40    | 54    | 63    |
| Impervious areas:   |           |                      |     |                    |       |       |       |



|  |                              |   |            |              |              |              |              |
|--|------------------------------|---|------------|--------------|--------------|--------------|--------------|
| Paved parking lots, roofs, driveways, etc. (excluding right-of-way)  | —                            | —                                       | —          | 95           | 95           | 95           | 95           |
| Streets and roads:   |                              |   |            |              |              |              |              |
| Paved; curbs and storm sewers (excluding right-of-way)   | —                            | —                                       | —          | 95           | 95           | 95           | 95           |
| Paved; open ditches (including right-of-way)   | —                            | —                                       | —          | 67           | 77           | 83           | 85           |
| Gravel (including right-of-way)  | —                            | —                                       | —          | 57           | 70           | 77           | 81           |
| Dirt (including right-of-way)  | —                            | —                                       | —          | 52           | 66           | 74           | 77           |
| Western desert urban areas:  |                              |   |            |              |              |              |              |
| Natural desert landscaping (pervious areas only)   | —                            | —                                       | —          | 42           | 58           | 70           | 75           |
| Artificial desert landscaping (impervious weed barrier, desert shrub with 1- to 2-inch sand or gravel mulch and basin borders) | —                            | —                                       | —          | 91           | 91           | 91           | 91           |
| <b>Developing Urban Areas<sup>1</sup></b>  | <b>Treatment<sup>2</sup></b> | <b>Hydrologic Condition<sup>3</sup></b> | <b>% I</b> | <b>HSG A</b> | <b>HSG B</b> | <b>HSG C</b> | <b>HSG D</b> |

|   |                                  |                                 |            |                  |                  |                  |                  |
|---|----------------------------------|---------------------------------|------------|------------------|------------------|------------------|------------------|
| Newly graded areas<br>(pervious areas only, no<br>vegetation) | —                                | —                               | —          | 58               | 72               | 81               | 87               |
| <b>Cultivated Agricultural<br/>Lands<sup>1</sup></b>          | <b>Treatment</b>                 | <b>Hydrologic<br/>Condition</b> | <b>% I</b> | <b>HSG<br/>A</b> | <b>HSG<br/>B</b> | <b>HSG<br/>C</b> | <b>HSG<br/>D</b> |
| Fallow  | Bare soil                        | —                               | —          | 58               | 72               | 81               | 87               |
|   | Crop<br>residue<br>cover (CR)    | Poor                            | —          | 57               | 70               | 79               | 85               |
|   |                                  | Good                            | —          | 54               | 67               | 75               | 79               |
| Row crops   | Straight<br>row (SR)             | Poor                            | —          | 52               | 64               | 75               | 81               |
|   |                                  | Good                            | —          | 46               | 60               | 70               | 77               |
|   | SR + CR                          | Poor                            | —          | 51               | 63               | 74               | 79               |
|   |                                  | Good                            | —          | 43               | 56               | 66               | 70               |
|   | Contoured<br>(C)                 | Poor                            | —          | 49               | 61               | 69               | 75               |
|   |                                  | Good                            | —          | 44               | 56               | 66               | 72               |
|   | C + CR                           | Poor                            | —          | 48               | 60               | 67               | 74               |
|   |                                  | Good                            | —          | 43               | 54               | 64               | 70               |
|   | Contoured<br>& terraced<br>(C&T) | Poor                            | —          | 45               | 54               | 63               | 66               |
|   |                                  | Good                            | —          | 41               | 51               | 60               | 64               |
|   | C&T+ CR                          | Poor                            | —          | 44               | 53               | 61               | 64               |
|   |                                  | Good                            | —          | 40               | 49               | 58               | 63               |

|  |             |      |     |    |    |    |    |
|--|-------------|------|-----|----|----|----|----|
| Small grain  | SR          | Poor | --- | 44 | 57 | 69 | 75 |
|  |             | Good | --- | 42 | 56 | 67 | 74 |
|  | SR + CR     | Poor | --- | 43 | 56 | 67 | 72 |
|  |             | Good | --- | 39 | 52 | 63 | 69 |
|  | C           | Poor | --- | 42 | 54 | 66 | 70 |
|  |             | Good | --- | 40 | 53 | 64 | 69 |
|  | C + CR Poor | Poor | --- | 41 | 53 | 64 | 69 |
|  |             | Good | --- | 39 | 52 | 63 | 67 |
|  | C&T         | Poor | --- | 40 | 52 | 61 | 66 |
|  |             | Good | --- | 38 | 49 | 60 | 64 |
|  | C&T+ CR     | Poor | --- | 39 | 51 | 60 | 64 |
|  |             | Good | --- | 37 | 48 | 58 | 63 |
| Close-seeded or<br>broadcast legumes or<br>rotation meadow | SR          | Poor | --- | 45 | 58 | 70 | 77 |
|  |             | Good | --- | 37 | 52 | 64 | 70 |
|  | C           | Poor | --- | 43 | 56 | 67 | 70 |
|  |             | Good | --- | 34 | 48 | 60 | 67 |
|  | C&T         | Poor | --- | 42 | 53 | 63 | 67 |
|  |             | Good | --- | 30 | 46 | 57 | 63 |
| Pasture, grassland, or<br>range-continuous forage          | —           | Poor | —   | 47 | 61 | 72 | 77 |
|  |             |      |     |    |    |    |    |

|   |                  |   |            |              |              |              |              |
|---|------------------|---|------------|--------------|--------------|--------------|--------------|
| for grazing <sup>4</sup>  | —                | Fair                                    | —          | 29           | 48           | 61           | 69           |
|   | —                | Good                                    | —          | 21           | 40           | 54           | 63           |
| Meadow-continuous grass, protected from grazing and generally mowed for hay | —                | —                                       | —          | 15           | 37           | 51           | 60           |
| Brush-brush-weed-grass mixture with brush the major element <sup>5</sup>    | —                | Poor                                    | —          | 28           | 46           | 58           | 67           |
|   | —                | Fair                                    | —          | 18           | 35           | 49           | 58           |
|   | —                | Good                                    | —          | 15           | 28           | 44           | 53           |
| Woods-grass combination (orchard or tree farm) <sup>6</sup>                 | —                | Poor                                    | —          | 36           | 53           | 66           | 72           |
|   | —                | Fair                                    | —          | 24           | 44           | 57           | 66           |
|   | —                | Good                                    | —          | 17           | 37           | 52           | 61           |
| Woods <sup>7</sup>  | —                | Poor                                    | —          | 26           | 45           | 58           | 67           |
|   | —                | Fair                                    | —          | 19           | 39           | 53           | 61           |
|   | —                | Good                                    | —          | 15           | 34           | 49           | 58           |
| Farmsteads-buildings, lanes, driveways, and surrounding lots                | —                | —                                       | —          | 38           | 54           | 66           | 72           |
| <b>Arid and Semi-arid Rangelands<sup>1</sup></b>                            | <b>Treatment</b> | <b>Hydrologic Condition<sup>8</sup></b> | <b>% I</b> | <b>HSG A</b> | <b>HSG B</b> | <b>HSG C</b> | <b>HSG D</b> |
| Herbaceous-mixture of grass, weeds, and low-                                | —                | Poor                                    | —          | —            | 63           | 74           | 85           |
|   | —                | Fair                                    | —          | —            | 51           | 64           | 77           |

|   |   |      |   |    |    |    |    |
|---|---|------|---|----|----|----|----|
| growing brush, with brush the minor element   | — | Good | — | —  | 41 | 54 | 70 |
| Oak-aspen-mountain brush mixture of oak brush, aspen, mountain mahogany, bitter brush, maple, and other brush               | — | Poor | — | —  | 45 | 54 | 61 |
|   | — | Fair | — | —  | 28 | 36 | 42 |
|   | — | Good | — | —  | 15 | 23 | 28 |
| Pinyon-juniper-pinyon, juniper, or both; grass understory   | — | Poor | — | —  | 56 | 70 | 77 |
|   | — | Fair | — | —  | 37 | 53 | 63 |
|   | — | Good | — | —  | 23 | 40 | 51 |
| Sagebrush with grass understory   | — | Poor | — | —  | 46 | 63 | 70 |
|   | — | Fair | — | —  | 30 | 42 | 49 |
|   | — | Good | — | —  | 18 | 27 | 34 |
| Desert shrub—major plants include saltbush, greasewood, creosotebush, blackbrush, bursage, palo verde, mesquite, and cactus | — | Poor | — | 42 | 58 | 70 | 75 |
|   | — | Fair | — | 34 | 52 | 64 | 72 |
|   | — | Good | — | 29 | 47 | 61 | 69 |

<sup>1</sup>. Average runoff condition, and  $I_a = 0.1S$ .

<sup>2</sup>. Crop residue cover applies only if residue is on at least 5% of the surface throughout the year.

3. Hydraulic condition is based on combination factors that affect infiltration and runoff, including (a) density and canopy of vegetative areas, (b) amount of year-round cover, (c) amount of grass or close-seeded legumes, (d) percent of residue cover on the land surface (good  $\geq 20\%$ ), and (e) degree of surface roughness. Poor: Factors impair infiltration and tend to increase runoff. Good: Factors encourage average and better than average infiltration and tend to decrease runoff.

4. Poor: <50% ground cover or heavily grazed with no mulch. Fair: 50 to 75% ground cover and not heavily grazed. Good: > 75% ground cover and lightly or only occasionally grazed.

5. Poor: <50% ground cover. Fair: 50 to 75% ground cover. Good: >75% ground cover.

6. CN's shown were computed for areas with 50% woods and 50% grass (pasture) cover. Other combinations of conditions may be computed from the CN's for woods and pasture.

7. Poor: Forest litter, small trees, and brush are destroyed by heavy grazing or regular burning. Fair: Woods are grazed but not burned, and some forest litter covers the soil. Good: Woods are protected from grazing, and litter and brush adequately cover the soil.

8. Poor: <30% ground cover (litter, grass, and brush overstory). Fair: 30 to 70% ground cover. Good: > 70% ground cover.

**TABLE 6-10. NRCS CURVE NUMBERS FOR FRONTAL STORMS & THUNDERSTORMS FOR DEVELOPED CONDITIONS (ARCII)**

| Fully Developed Urban Areas (vegetation established) <sup>1</sup> | Treatment | Hydrologic Condition | % I | Pre-Development CN |       |       |       |
|---|-----------|----------------------|-----|--------------------|-------|-------|-------|
|   |           |                      |     | HSG A              | HSG B | HSG C | HSG D |
| Open space (lawns, parks, golf courses, cemeteries, etc.):        |           |                      |     |                    |       |       |       |

|   |      |      |     |    |    |    |    |
|---|------|------|-----|----|----|----|----|
| Poor condition (grass cover < 50%)                                  | ---- | ---- | --- | 68 | 79 | 86 | 89 |
| Fair condition (grass cover 50% to 75%)                             | ---- | ---- | --- | 49 | 69 | 79 | 84 |
| Good condition (grass cover > 75%)                                  | ---- | ---- | --- | 39 | 61 | 74 | 80 |
| Impervious areas:   |      |      |     |    |    |    |    |
| Paved parking lots, roofs, driveways, etc. (excluding right-of-way) | ---- | ---- | --- | 98 | 98 | 98 | 98 |
| Streets and roads:  |      |      |     |    |    |    |    |
| Paved; curbs and storm sewers (excluding right-of-way)              | ---- | ---- | --- | 98 | 98 | 98 | 98 |
| Paved; open ditches (including right-of-way)                        | ---- | ---- | --- | 83 | 89 | 92 | 93 |
| Gravel (including right-of-way)                                     | ---- | ---- | --- | 76 | 85 | 89 | 91 |
| Dirt (including right-of-way)                                       | ---- | ---- | --- | 72 | 82 | 87 | 89 |
| Western desert urban areas:   |      |      |     |    |    |    |    |
| Natural desert landscaping (pervious areas only)                    | ---- | ---- | --- | 63 | 77 | 85 | 88 |



|  |                              |   |            |              |              |              |              |
|--|------------------------------|---|------------|--------------|--------------|--------------|--------------|
| Artificial desert landscaping (impervious weed barrier, desert shrub with 1- to 2-inch sand or gravel mulch and basin borders) | -----                        | -----                                   | ---        | 96           | 96           | 96           | 96           |
| Urban districts:   |                              |   |            |              |              |              |              |
| Commercial and business  | -----                        | -----                                   | 85         | 89           | 92           | 94           | 95           |
| Industrial   | -----                        | -----                                   | 72         | 81           | 88           | 91           | 93           |
| Residential districts by average lot size:   |                              |   |            |              |              |              |              |
| 1/8 acre or less (town houses)   | -----                        | -----                                   | 65         | 77           | 85           | 90           | 92           |
| 1/4 acre   | -----                        | -----                                   | 38         | 61           | 75           | 83           | 87           |
| 1/3 acre   | -----                        | -----                                   | 30         | 57           | 72           | 81           | 86           |
| 1/2 acre   | -----                        | -----                                   | 25         | 54           | 70           | 80           | 85           |
| 1 acre   | -----                        | -----                                   | 20         | 51           | 68           | 79           | 84           |
| 2 acres  | -----                        | -----                                   | 12         | 46           | 65           | 77           | 82           |
| <b>Developing Urban Areas<sup>1</sup></b>  | <b>Treatment<sup>2</sup></b> | <b>Hydrologic Condition<sup>3</sup></b> | <b>% I</b> | <b>HSG A</b> | <b>HSG B</b> | <b>HSG C</b> | <b>HSG D</b> |
| Newly graded areas (pervious areas only, no vegetation)  | -----                        | -----                                   | ---        | 77           | 86           | 91           | 94           |

| Cultivated Agricultural Lands <sup>1</sup> | Treatment                  | Hydrologic Condition | % I | HSG A | HSG B | HSG C | HSG D |
|--|----------------------------|----------------------|-----|-------|-------|-------|-------|
| Fallow                                     | Bare soil                  | ----                 | --- | 77    | 86    | 91    | 94    |
|  | Crop residue cover (CR)    | Poor                 | --- | 76    | 85    | 90    | 93    |
|  |                            | Good                 | --- | 74    | 83    | 88    | 90    |
| Row crops                                  | Straight row (SR)          | Poor                 | --- | 72    | 81    | 88    | 91    |
|  |                            | Good                 | --- | 67    | 78    | 85    | 89    |
|  | SR + CR                    | Poor                 | --- | 71    | 80    | 87    | 90    |
|  |                            | Good                 | --- | 64    | 75    | 82    | 85    |
|  | Contoured (C)              | Poor                 | --- | 70    | 79    | 84    | 88    |
|  |                            | Good                 | --- | 65    | 75    | 82    | 86    |
|  | C + CR                     | Poor                 | --- | 69    | 78    | 83    | 87    |
|  |                            | Good                 | --- | 64    | 74    | 81    | 85    |
|  | Contoured & terraced (C&T) | Poor                 | --- | 66    | 74    | 80    | 82    |
|  |                            | Good                 | --- | 62    | 71    | 78    | 81    |
|  | C&T+ CR                    | Poor                 | --- | 65    | 73    | 79    | 81    |
|  |                            | Good                 | --- | 61    | 70    | 77    | 80    |
| Small grain                                | SR                         | Poor                 | --- | 65    | 76    | 84    | 88    |
|  |                            | Good                 | --- | 63    | 75    | 83    | 87    |
|  |                            |                      |     |       |       |       |       |

|   |             |      |     |    |    |    |    |
|---|-------------|------|-----|----|----|----|----|
|   | SR + CR     | Poor | --- | 64 | 75 | 83 | 86 |
|   |             | Good | --- | 60 | 72 | 80 | 84 |
|   | C           | Poor | --- | 63 | 74 | 82 | 85 |
|   |             | Good | --- | 61 | 73 | 81 | 84 |
|   | C + CR Poor | Poor | --- | 62 | 73 | 81 | 84 |
|   |             | Good | --- | 60 | 72 | 80 | 83 |
|   | C&T         | Poor | --- | 61 | 72 | 79 | 82 |
|   |             | Good | --- | 59 | 70 | 78 | 81 |
|   | C&T+ CR     | Poor | --- | 60 | 71 | 78 | 81 |
|   |             | Good | --- | 58 | 69 | 77 | 80 |
| Pasture, grassland, or range—continuous forage for grazing <sup>4</sup>     | ----        | Poor | --- | 68 | 79 | 86 | 89 |
|   | —           | Fair | --- | 49 | 69 | 79 | 84 |
|   | —           | Good | --- | 39 | 61 | 74 | 80 |
| Meadow-continuous grass, protected from grazing and generally mowed for hay | ----        | ---- | --- | 30 | 58 | 71 | 78 |
| Brush-brush-weed-grass mixture with brush the major element <sup>5</sup>    | ----        | Poor | --- | 48 | 67 | 77 | 83 |
|   | —           | Fair | --- | 35 | 56 | 70 | 77 |
|   | —           | Good | --- | 30 | 48 | 65 | 73 |

|   |                  |   |            |                  |                  |                  |                  |
|---|------------------|---|------------|------------------|------------------|------------------|------------------|
| Woods-grass combination<br>(orchard or tree farm) <sup>6</sup>  | ----             | Poor  | ---        | 57               | 73               | 82               | 86               |
|   | —                | Fair  | ---        | 43               | 65               | 76               | 82               |
|   | —                | Good  | ---        | 32               | 58               | 72               | 79               |
| Woods <sup>7</sup>  | ----             | Poor  | ---        | 45               | 66               | 77               | 83               |
|   | —                | Fair  | ---        | 36               | 60               | 73               | 79               |
|   | —                | Good  | ---        | 30               | 55               | 70               | 77               |
| Farmsteads-buildings,<br>lanes, driveways, and<br>surrounding lots  | ----             | ----  | ---        | 59               | 74               | 82               | 86               |
| <b>Arid and Semi-arid<br/>Rangelands<sup>1</sup></b>  | <b>Treatment</b> | <b>Hydrologic<br/>Condition<sup>8</sup></b> | <b>% I</b> | <b>HSG<br/>A</b> | <b>HSG<br/>B</b> | <b>HSG<br/>C</b> | <b>HSG<br/>D</b> |
| Herbaceous-mixture of<br>grass, weeds, and low-<br>growing brush, with<br>brush the minor element                         | ----             | Poor  | ---        | ----             | 80               | 87               | 93               |
|   | —                | Fair  | ---        | ----             | 71               | 81               | 89               |
|   | —                | Good  | ---        | ----             | 62               | 74               | 85               |
| Oak-aspen-mountain<br>brush mixture of oak<br>brush, aspen, mountain<br>mahogany, bitter brush,<br>maple, and other brush | ----             | Poor  | ---        | ----             | 66               | 74               | 79               |
|   | —                | Fair  | ---        | ----             | 48               | 57               | 63               |
|   | —                | Good  | ---        | ----             | 30               | 41               | 48               |
| Pinyon-juniper-pinyon,<br>juniper, or both; grass<br>understory   | ----             | Poor  | ---        | ----             | 75               | 85               | 89               |
|   | —                | Fair  | ---        | ----             | 58               | 73               | 80               |
|   | —                | Good  | ---        | ----             | 41               | 61               | 71               |

|   |       |      |     |       |    |    |    |
|---|-------|------|-----|-------|----|----|----|
| Sagebrush with grass understory   | ----- | Poor | --- | ----- | 67 | 80 | 85 |
|   | —     | Fair | --- | ----- | 51 | 63 | 70 |
|   | —     | Good | --- | ----- | 35 | 47 | 55 |
| Desert shrub—major plants include saltbush, greasewood, creosotebush, blackbrush, bursage, palo verde, mesquite, and cactus | ----- | Poor | --- | 63    | 77 | 85 | 88 |
|   | —     | Fair | --- | 55    | 72 | 81 | 86 |
|   | —     | Good | --- | 49    | 68 | 79 | 84 |

<sup>1</sup> Ia = 0.1 S

<sup>2</sup>. Crop residue cover applies only if residue is on at least 5% of the surface throughout the year.

<sup>3</sup>. Hydraulic condition is based on combination factors that affect infiltration and runoff, including (a) density and canopy of vegetative areas, (b) amount of year-round cover, (c) amount of grass or close-seeded legumes, (d) percent of residue cover on the land surface (good ≥ 20%), and (e) degree of surface roughness. Poor: Factors impair infiltration and tend to increase runoff. Good: Factors encourage average and better than average infiltration and tend to decrease runoff.

<sup>4</sup>. Poor: <50% ground cover or heavily grazed with no mulch. Fair: 50 to 75% ground cover and not heavily grazed. Good: > 75% ground cover and lightly or only occasional

<sup>5</sup>. Poor: <50% ground cover. Fair: 50 to 75% ground cover. Good: >75% ground cover.

<sup>6</sup>. CN's shown were computed for areas with 50% woods and 50% grass (pasture) cover. Other combinations of conditions may be computed from the CN's for woods

<sup>7</sup>. Poor: Forest litter, small trees, and brush are destroyed by heavy grazing or regular burning. Fair: Woods are grazed but not burned, and some forest litter covers the soil. Good: Woods are protected from grazing, and litter and brush adequately cover the soil.

<sup>8</sup>. Poor: <30% ground cover (litter, grass, and brush overstory). Fair: 30 to 70% ground cover. Good: > 70% ground cover.

## I.7. - POST-CONSTRUCTION STORMWATER MANAGEMENT

### I.7.1. Post-Construction Stormwater Management Planning

[Replaces DCM2 Section 4.1, pages 4-1 through "Other BMPs" continued on 4-5]

- A. **Overview.** This chapter contains requirements and procedures for the selection, installation, implementation and maintenance of permanent stormwater quality control measures that will remain in operation after construction for new development and significant redevelopment. All applicable development sites must have operational permanent stormwater quality control measures at the completion of the site, unless excluded from the requirements of an applicable development site as described in Section I.7.1.C. All permanent control measures for applicable development sites shall meet one of the "base design standards" described in Section 1.71.D.

In the case where permanent water quality control measures are part of future phasing, the permittee must have a mechanism to ensure that all control measures will be implemented, regardless of completion of future phases or site ownership. In such cases, temporary water quality control measures must be implemented as feasible and maintained until removed or modified. All temporary water quality control measure must meet one of the "base design standards" described in Section I.7.1.D.

A procedure is provided within the context of a flow chart and a four-step process that shall be followed for all applicable development sites. Detailed descriptions, sizing and design criteria, and design procedures for control measures are provided in the New Development BMP Factsheets found in Section 4.2 of the DCMV2.

It is recommended that discussions and collaboration regarding proposed BMPs occur early in each project between the developer's planner and engineer, County Stormwater and County Planning and Community Development staff.

The analysis of the requirements, exclusions and base design standards presented in this Section I.7 shall be incorporated into existing ECM Administrator submittals for review and acceptance including Preliminary/Final Drainage Reports and construction plans, or as otherwise specified by the ECM Administrator.

- B. **Applicable Development Sites: Excluded Sites.** The following types of sites and associated land disturbances are excluded from the requirements of this Section 1.7. Although a site may qualify for an exclusion to Section 1.7 below, the site may still be considered an applicable construction activity subject to the requirements of an ESQCP or BESQCP.

1. **Pavement Management Sites.** Sites, or portions of sites, for the rehabilitation, maintenance, and reconstruction of roadway pavement, which includes roadway resurfacing, mill and overlay, white topping, black topping, curb and gutter replacement, concrete panel replacement, and pothole repair. The purpose of the site must be to provide additional years of service life and optimize service and safety. The site also must be limited to the repair and replacement of pavement in a manner that does not result in an increased impervious area, and the infrastructure must not substantially change. The types of sites covered under this exclusion include day-to-day maintenance activities, rehabilitation, and reconstruction of pavement. "Roadways" include roads and bridges that are improved, designed or ordinarily used for vehicular travel and contiguous areas or that are improved, designed or ordinarily used for pedestrian or bicycle traffic, drainage for the roadway, and/or parking along the roadway. Areas primarily used for parking or access to parking are not roadways.



2. **Excluded Roadway Redevelopment.** Redevelopment sites for existing roadways, when 1 of the following criteria:
  - 1) The site adds less than 1 acre of paved area per mile of roadway to an existing roadway, or
  - 2) The site does not add more than 8.25 feet of paved width at any location to the existing roadway.
3. **Excluded Existing Roadway Areas.** For redevelopment sites for existing roadways, only the area of the existing roadway is excluded from the requirements of an applicable development site when the site does not increase the width by 2 times or more, on average, of the original roadway area. The entire site is not excluded from being considered an applicable development site for this exclusion. The area of the site that is part of the added new roadway area is still an applicable development site.
4. **Aboveground and Underground Utilities.** Activities for installation or maintenance of underground utilities or infrastructure that does not permanently alter the terrain, ground cover, or drainage patterns from those present prior to the construction activity. This exclusion includes, but is not limited to, activities to install, replace, or maintain utilities under roadways or other paved areas that return the surface to the same condition.
5. **Large Lot Single Family Sites.** A single-family residential lot, or agricultural zoned lands, greater than or equal to 2.5 acres in size per dwelling and having a total lot impervious area of less than 10 percent. A total lot imperviousness greater than 10 percent is allowed when a study specific to the watershed and/or MS4 shows that expected soil and vegetation conditions are suitable for infiltration/filtration of the WQCV for a typical site, and the permittee accepts such study as applicable within its MS4 boundaries. The maximum total lot impervious covered under this exclusion shall be 20 percent.
6. **Non-Residential and Non-Commercial Infiltration Conditions.** This exclusion does not apply to residential or commercial sites for buildings. This exclusion applies to applicable development sites for which post-development surface conditions do not result in concentrated stormwater flow during the 80th percentile stormwater runoff event. In addition, post-development surface conditions must not be projected to result in a surface water discharge from the 80th percentile stormwater runoff events. Specifically, the 80th percentile event must be infiltrated and not discharged as concentrated flow. For this exclusion to apply, a study specific to the site, watershed and/or MS4 must be conducted. The study must show rainfall and soil conditions present within the project area, must include allowable slopes, surface conditions, and ratios of impervious area to pervious area, and the County must accept such study as applicable within its MS4 boundaries.
7. **Sites with Land Disturbance to Undeveloped Land that will Remain Undeveloped.** Sites with land disturbance to undeveloped land (land with no human-made structures such as buildings or pavement) that will remain undeveloped after the site. Typical examples of this type of site are trails, parks and open space without structures.
8. **Stream Stabilization Sites.** Construction activity that is solely for the purpose of stream stabilization.
9. **Trails.** Bike and pedestrian trails. Bike lanes for roadways are not included in this exclusion, unless attached to a roadway that qualifies under another exclusion in this section.
10. **Oil and Gas Exploration.** Facilities associated with oil and gas exploration, production, processing, or treatment operations, or transmission facilities, including activities necessary to prepare a site for drilling and for the movement and placement of drilling equipment, whether or not such field activities or operations may be considered to be an applicable construction activity.
11. **County Growth Areas.** The County may exclude the following when they occur within the county growth areas:

- a. Agricultural facilities and structures on agricultural zoned lands (e.g., barn, stables).
  - b. Residential development site or larger common plans of development for which associated construction activities results in a land disturbance of less than or equal to 10 acres and have a proposed density of less than 1,000 people per square mile.
  - c. Commercial or industrial development site or larger common plans of development for which associated construction activities results in a land disturbance of less than or equal to 10 acres.
- C. **Base Design Standard Requirements.** The "base design standard" is the minimum design standard for new and redevelopment before applying any exclusions or alternative standards. The control measures for applicable development sites shall meet one of the following base design standards:
1. **Water Quality Capture Volume (WQCV) Standard.** The control measures is designed to provide treatment and/or infiltration of the WQCV and:
    - a. 100% of the applicable development site is captured, except the County may exclude up to 20 percent, not to exceed 1 acre, of the applicable development site area when the County has determined that it is not practicable to capture runoff from portions of the site that will not drain towards control measures. In addition, the County must also determine that the implementation of a separate control measure for that portion of the site is not practicable (e.g., driveway access that drains directly to street).
    - b. Evaluation of the minimum drain time shall be based on the pollutant removal mechanism and functionality of the control measure implemented. Consideration of drain time shall include maintaining vegetation necessary for operation of the control measure (e.g., wetland vegetation).
  2. **Pollutant Removal Standard.** The control measures is designed to treat at a minimum the 80th percentile storm event. The control measures shall be designed to treat stormwater runoff in a manner expected to reduce the event mean concentration of total suspended solids (TSS) to a median value of 30 mg/L or less.  
  
100% of the applicable development site must be captured, except the County may exclude up to 20 percent not to exceed 1 acre of the applicable development site area when the County has determined that it is not practicable to capture runoff from portions of the site that will not drain towards control measures. In addition, the County must also determine that the implementation of a separate control measure for that portion of the site is not practicable (e.g., driveway access that drains directly to street).
  3. **Runoff Reduction Standard.** The control measures is designed to infiltrate into the ground where site geology permits, evaporate, or evapotranspire a quantity of water equal to 60% of what the calculated WQCV would be if all impervious area for the applicable development site discharged without infiltration. This base design standard can be met through practices such as green infrastructure. "Green infrastructure" generally refers to control measures that use vegetation, soils, and natural processes or mimic natural processes to manage stormwater. Green infrastructure can be used in place of or in addition to low impact development principles.
  4. **Applicable Development Site Draining to a Regional WQCV Control Measure.** The regional WQCV control measure must be designed to accept the drainage from the applicable development site. Stormwater from the site must not discharge to a water of the state before being discharged to the regional WQCV control measure. The regional WQCV control measure must meet the requirements of the WQCV in Part I.7.C.1.
  5. **Applicable Development Site Draining to a Regional WQCV Facility.** The regional WQCV facility is

designed to accept drainage from the applicable development site. Stormwater from the site may discharge to a water of the state before being discharged to the regional WQCV facility. Before discharging to a water of the state, at least 20 percent of the upstream imperviousness of the applicable development site must be disconnected from the storm drainage system and drain through a receiving pervious area control measure comprising a footprint of at least 10 percent of the upstream disconnected impervious area of the applicable development site. The control measure must be designed in accordance with a design manual identified by the permittee. In addition, the stream channel between the discharge point of the applicable development site and the regional WQCV facility must be stabilized. The regional WQCV facility must meet the following requirements:

- a. The regional WQCV facility must be implemented, functional, and maintained following good engineering, hydrologic and pollution control practices.
- b. The regional WQCV facility must be designed and maintained for 100% WQCV for its entire drainage area.
- c. The regional WQCV facility must have capacity to accommodate the drainage from the applicable development site.
- d. The regional WQCV facility must be designed and built to comply with all assumptions for the development activities planned by the County within its drainage area, including the imperviousness of its drainage area and the applicable development site.
- e. Evaluation of the minimum drain time shall be based on the pollutant removal mechanism and functionality of the facility. Consideration of drain time shall include maintaining vegetation necessary for operation of the facility (e.g., wetland vegetation).
- f. The County shall require site plans and perform a site plan review consistent with the requirements of this ECM to ensure the regional WQCV facility and control measures for the applicable development site plans include:
  - i. Design details for all structural control measures implemented to meet the requirements of Part I.E.4.
  - ii. A narrative reference for all non-structural control measures for the site, if applicable. "Non-structural control measures" are control measures that are not structural control measures and include, but are not limited to, control measures that prevent or reduce pollutants being introduced to water or that prevent or reduce the generation of runoff or illicit discharges.
  - iii. Documentation of operation and maintenance procedures to ensure the long term observation, maintenance, and operation of the control measures. The documentation shall include frequencies for routine inspections and maintenance activities.
  - iv. Documentation regarding easements or other legal means for access of the control measure sites for operation, maintenance, and inspection of control measures.
  - v. Confirmation that control measures meet the requirements of section I.7.C
  - vi. Confirmation that site plans meet the requirements of County's site plan review and approval requirements
- g. The regional WQCV facility must be subject to the County's authority consistent with requirements and actions for a Control Measure in accordance with a base design standard.
- h. Regional Facilities must be designed and implemented with flood control or water quality as the primary use. Recreational ponds and reservoirs may not be considered Regional Facilities. Water

bodies listed by name in surface water quality classifications and standards regulations (5 CCR 1002-32 through 5 CCR 1002-38) may not be considered regional facilities.

6. **Constrained Redevelopment Sites Design Standard.** The constrained redevelopment sites standard applies to redevelopment sites meeting the following criteria:

- (a) The applicable redevelopment site is for a site that has greater than 75% impervious area, and
- (b) The County must determine that it is not practicable to meet any of the base design standards in section I.7.1.C (1), (2), or (3). The County's determination shall include an evaluation of the applicable redevelopment site's ability to install a control measure without reducing surface area covered with the structures.

The control measures is designed to meet one of the following:

- (a) Provide treatment of the WQCV for the area captured. The captured area shall be 50% or more of the impervious area of the applicable redevelopment site. Evaluation of the minimum drain time shall be based on the pollutant removal mechanism and functionality of the control measure implemented,
- (b) The control measures is designed to provide for treatment of the 80th percentile storm event. The control measures shall be designed to treat stormwater runoff in a manner expected to reduce the event mean concentration of total suspended solids (TSS) to a median value of 30 mg/L or less.

A minimum of 50% of the applicable development area including 50% or more of the impervious area of the applicable development area shall drain to the control measures. This standard does not require that 100% of the applicable redevelopment site area be directed to a control measures as long as the overall removal goal is met or exceeded (e.g., providing increased removal for a smaller area), or

- (c) Infiltrate, evaporate, or evapotranspire, through practices such as green infrastructure, a quantity of water equal to 30% of what the calculated WQCV would be if all impervious area for the applicable redevelopment site discharged without infiltration.

## I.7.2. BMP Selection

The selection of appropriate BMPs is based on the characteristics of the site and potential pollutants. The Four-Step Process provides a method of going through the selection process. Figure I.1 and Figure I.2 with annotations covers site-specific issues to be considered in selecting an effective BMP for each site.

- A. **Four-Step Process.** The following four-step process is recommended for selecting structural BMPs in newly developing and redeveloping urban areas:

### Step 1: Employ Runoff Reduction Practices

To reduce runoff peaks and volumes from urbanizing areas, employ a practice generally termed "minimizing directly connected impervious areas" (MDCIA). The principal behind MDCIA is twofold — to reduce impervious areas and to route runoff from impervious surfaces over grassy areas to slow down runoff and promote infiltration. The benefits are less runoff, less stormwater pollution, and less cost for drainage infrastructure. There are several approaches to reduce the effective imperviousness of a development site:

#### Reduced Pavement Area

Sometimes, creative site layout can reduce the extent of paved areas including parking, thereby saving on initial capital cost of pavement and then saving on pavement maintenance, repair, and replacement over time.

### **Porous Pavement**

The use of modular block porous pavement or reinforced turf in low-traffic zones such as parking areas and low use service drives such as fire lanes can significantly reduce site imperviousness. This practice may reduce the extent and size of the downstream storm sewers and detention.

### **Grass Buffers**

Draining impervious areas over grass buffers slows down runoff and encourages infiltration, in effect reducing the impact of the impervious area.

### **Grass Swales**

The use of grass swales instead of storm sewers slows down runoff, promotes infiltration, and also reducing effective imperviousness. It also may reduce the size and cost of downstream storm sewers and detention.

Implementing these approaches on a new development site is discussed further in the DCM2 section titled Employing Runoff Reduction Techniques. This section provides a procedure for estimating a reduced imperviousness based on the use of grass buffers and swales. The latter three of the approaches for reducing imperviousness are structural BMPs and are described in detail in Section 4.2 of DCM2 (New Development BMP Factsheets):

- Grass Buffer.
- Grass Swale.
- Modular Block Porous Pavement (or Stabilized-Grass Porous Pavement).

## **Step 2: Stabilize Drainageways**

Drainageway, natural and manmade, erosion can be a major source of sediment and associated constituents, such as phosphorus. Natural drainageways are often subject to bed and bank erosion when urbanizing areas increase the frequency, rate, and volume of runoff. Therefore, drainageways are required to be stabilized. One of three basic methods of stabilization may be selected.

### **Constructed Grass, Riprap, or Concrete-Lined Channel**

These methods of channel stabilization have been in practice for some time. The water quality benefit associated with these channels is the reduction of severe bed and bank erosion that can occur in the absence of a stabilized channel. On the other hand, the hard-lined low flow channels that are often used do not offer much in the way of water quality enhancement or wetland habitat. The use of riprap or concrete lined flood conveyance channels is not recommended, unless hydraulic or physical conditions require such an alternative. Rock lined low-flow channels in many cases may be a better alternative.

### **Stabilized Natural Channel**

In practice, many natural drainageways in and adjacent to new developments are frequently left in an undisturbed condition. While this may be positive in terms of retaining desirable riparian vegetation and habitat, urban development may cause the channel to become destabilized. When degradation occurs in these drainageways, significant erosion, loss of riparian and aquatic habitat, and elevated levels of sediment and associated pollutants can result. Therefore, it is recommended that some level of stream stabilization always be considered. Small grade control structures sized for a 5-year or larger runoff event are often an effective means of establishing a mild slope for the baseflow channel and arresting stream degradation. Severe bends or cut banks may also need to be stabilized. Such efforts to stabilize a natural waterway also preserve and promote natural riparian vegetation which can provide paybacks in terms of enhanced aesthetics, habitat, and water quality.

One additional method of drainageway stabilization gives special attention to stormwater quality and is described in Section 4.2 (New Development BMP Factsheets):

- Constructed Wetland Channel.

### **Step 3: Provide Water Quality Capture Volume (WQCV)**

All applicable development sites must have operational permanent stormwater quality control measures at the completion of construction. Designing structures that provide the WQCV is a common preferred approach in El Paso County. Other base design standards discussed earlier may be used if applicable, however. One or more of six types of water quality basins, each draining slowly to provide for long-term settling of sediment particles, may be selected. Information on selecting and configuring for a site one or more of the WQCV facilities listed below is provided in the Section 4.2 of the DCMV2. These six BMPs are also described in detail in the New Development BMP Factsheets found in the DCMV2 Section 4.2.

- Porous Pavement Detention.
- Porous Landscape Detention.
- Extended Detention Basin.
- Sand Filter Extended Detention Basin.
- Constructed Wetland Basin.
- Retention Pond.

Full Spectrum Detention is a newer approach to providing the WQCV. Details on the use, sizing, configuration and maintenance of Full Spectrum Detention structures are located in the DCMV1 update of 2014, sections of which are incorporated by reference into this ECM.

### **Step 4: Consider Need for Industrial and Commercial BMPs**

If a new development or significant redevelopment activity is planned for an industrial or commercial site, the need for specialized BMPs must be considered. Two approaches are described in the New Development BMP Factsheets:

- Covering of Storage/Handling Areas
- Spill Containment and Control

Other Specialized BMPs may also be required



- B. **Other Specialized BMPs.** The Technical Advisory Committee (TAC) selected the above structural BMPs after a comprehensive screening of known structural BMPs. The members of TAC included representatives from many County agencies and individuals from the development community. Final selection by TAC was based on the rev documentation on potential effectiveness in a semiarid climate, local applicability, maintenance considerations, Development and evaluation of permanent BMPs are continuing processes. Better designs of the BMPs included in DCM2 and designs of new BMPs, including manufactured (proprietary) BMPs, will be developed and tested. To allow for this progress, additional BMPs will be considered on a case-by-case basis by County Stormwater Staff. Design and sizing details and results of independent testing of the BMP in conditions similar to those at the site will be submitted demonstrating that the BMP will meet or exceed the performance of approved BMPs for the site.

To promote improvement in stormwater protection, County Stormwater Staff may approve promising BMPs on an experimental basis. A performance monitoring program to be pre-approved by County Stormwater Staff and an agreement to replace the Experimental System with an approved system should it not function to the required level of performance, both at the owner's expense, will be required. A request to use an "experimental system" must be submitted to El Paso County in the form of a Request for a Deviation from these standards, submitted consistent with the criteria and process described Chapters 1 and 5, respectively. Design of any "experimental system" shall not commence until a Request for Deviation is submitted to and approved by the County.

- C. **Guidance for Selecting and Locating WQCV Facilities.**

[The following section replaces DCM2 Section 4.1 pages 4-19 through 4-23]

Laying out WQCV facilities within a development site and watershed requires thought and planning. This planning and decision-making should occur during a master drainage planning process (Drainage Basin Planning Study or Master Development Drainage Plan) undertaken by local jurisdictions or a developer's engineer. Such plans, studies or other reports may depict a recommended approach for implementing WQCV on a watershed basis. Such reports may call for a few large regional WQCV facilities, smaller sub-regional facilities, or alternatively an onsite approach. It is always a good idea to find out if a master planning study has been completed that addresses water quality and to attempt to follow the Plan's recommendations.

If the master drainage planning process addresses water quality, the following provides supplemental information on the BMPs. If the existing master drainage planning process has not addressed water quality, or if a new master drainage process is underway, this will direct the water quality evaluation.

- D. **Post-Construction Stormwater Quality Control Measure Selection Process.** The BMP selection process is illustrated in Figure I-1 and Figure I-2. These two figures shall be used for all projects except those that are strictly highway/roadway projects; that is, projects with no plans for building pad sites. Projects that are strictly highway/roadway projects are discussed in a separate section below.

The following process references the use of the permanent control measures (BMPs) and other practices outlined in DCM2 and this Appendix. The use of DCM2 BMPs will promote consistency between the City and County. These BMPs are commonly found in manuals and other literature from municipalities across the country, and they are the accepted best industry practices in stormwater quality control.

As described below, other control measures (which may be relatively new to the field of stormwater management) are acceptable if they can be shown to meet performance criteria provided in this Section 1.7. A Request for a Deviation from these standards submitted consistent with the criteria and process described

Chapters 1 and 5, respectively, must be submitted and approved by the County prior to the use of a permanent control measure not included in this ECM, DCMV1, DCMV2 and the DCMV1 Update of 2014.

The following items explain the decision points (i.e., the Boxes) in Figure I-1 and Figure I-2:

**Box 1:** For all sites, the possibility of incorporating runoff reduction practices must be investigated. Impervious area should be reduced to the maximum extent practicable, per DCM2. DCM2 also provides guidance for MDCIA by routing runoff to pervious areas. This is Step 1 in the Four-Step Process.

**Box 2:** All drainageways, ditches, and channels shall be stabilized with one of three methods included in Step 2, which include the use of appropriate methods for the type of drainageway as described in the DCM1. Drainageways include:

- Tributaries to creeks that have been left in a relatively natural state,
- Tributaries, channels, and drainageways that are graded or regraded and may include drop or check structures, side slope stabilization, and low-flow channels.
- Roadside ditches that are completely man-made and should only be used to convey runoff from roads and roadway right-of-ways (ROWS).

**Box 3:** It must be determined if the development and/or redevelopment disturbs an area of land that is 1 acre or larger (or planned to be 1 acre or larger) when all phases are complete.

**Box 4:** Sites tributary to sensitive waters should consider specialized BMPs to address the parameter of concern as shown in Table I-5. At this time, no special BMPs are required until the County develops an overall strategy to address the parameters of concern, probably if and when a Total Maximum Daily Load (TMDL) is determined.

Figure I-1. BMP Requirements Flowchart for New Development and Redevelopment Sites—For Selecting Post-Construction BMPs in Compliance with El Paso County's Stormwater NPDES Permit

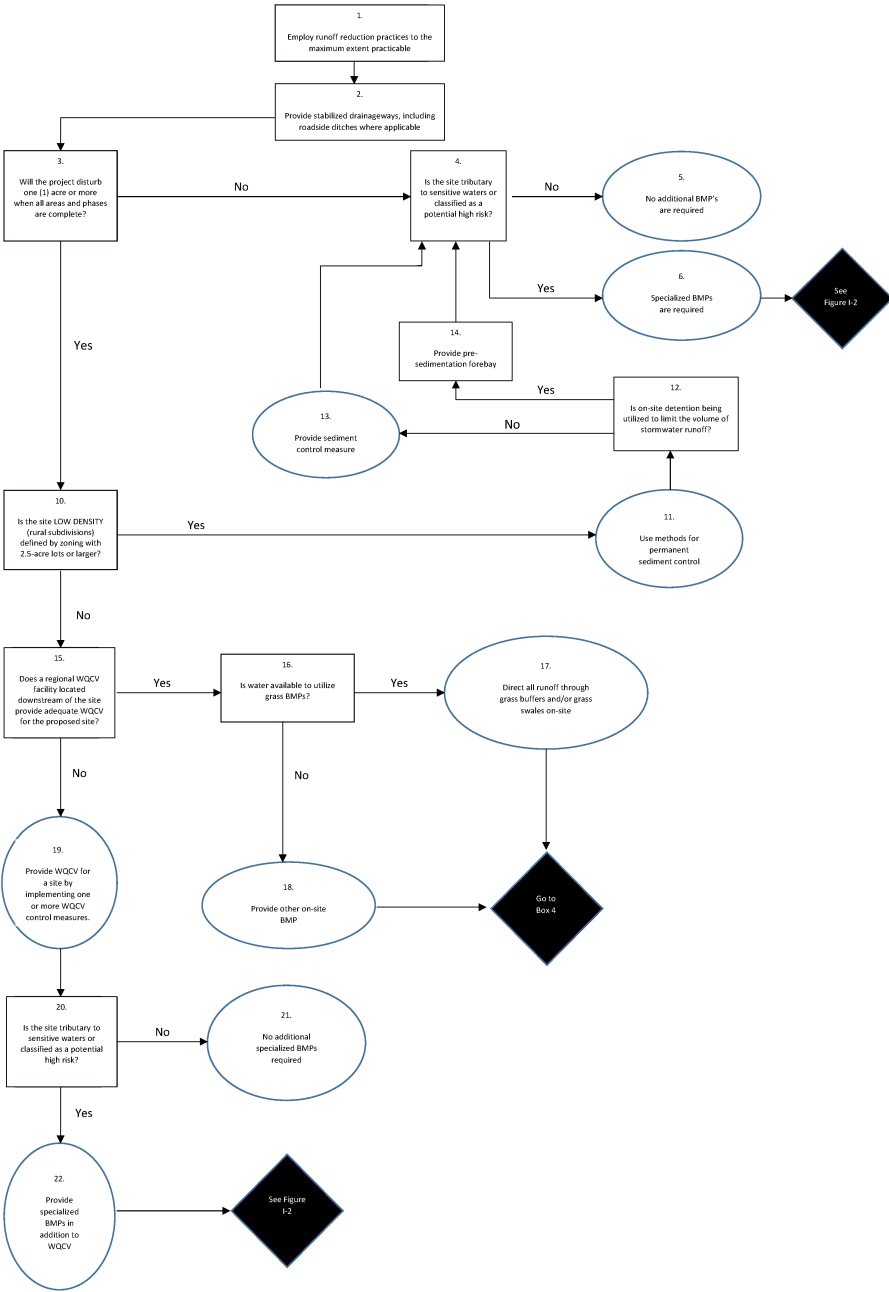


Figure I-2. BMP Requirements Flowchart for New Development and Redevelopment Sites—For Selecting Post-Construction BMPs in Compliance with El Paso County's Stormwater NPDES Permit

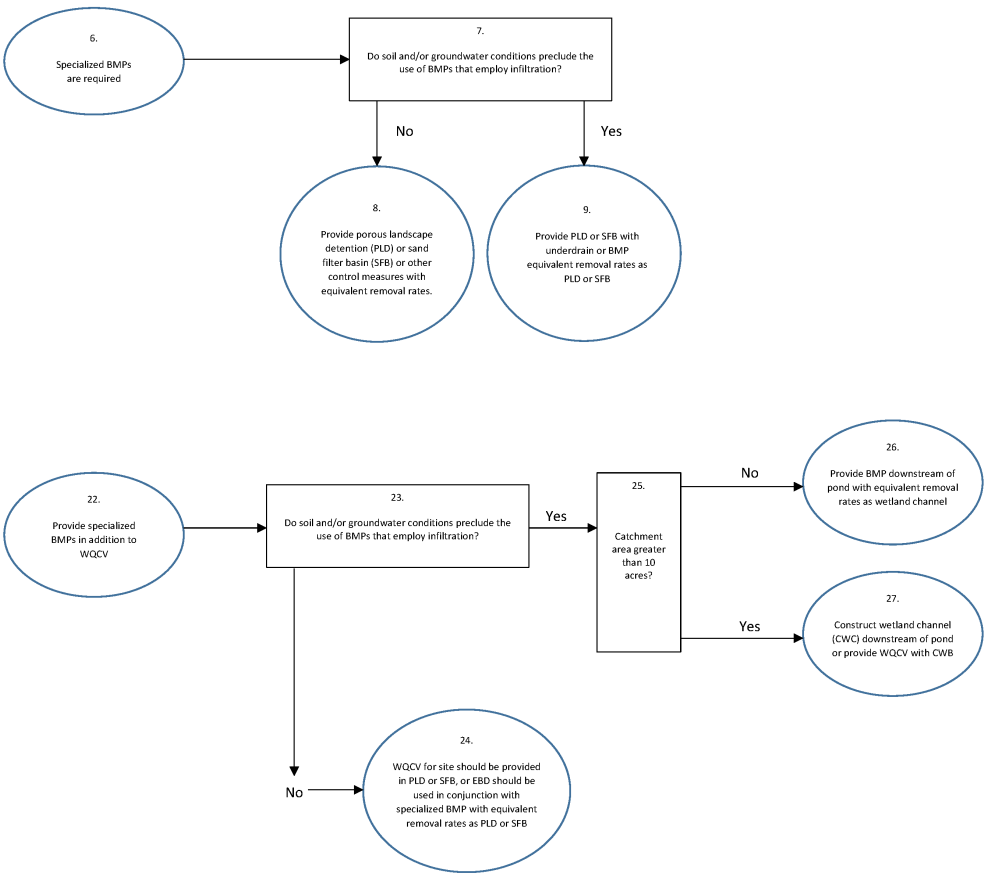


Table I-4. Best Management Practices Abbreviations

| Abbreviation | Best Management Practice                              |
|--------------|---|
| CWB          | Constructed Wetlands Basin                            |
| CWC          | Constructed Wetlands Channel - Sedimentation Facility |
| EDB          | Extended Detention Basin - Sedimentation Facility     |
| PLD          | Porous Landscape Detention                            |
| RP           | Retention Pond - Sedimentation Facility               |
| SFB          | Sand Filter Extended Detention Basin                  |
| WQCV         | Water Quality Capture Volume                          |
| GB           | Grass Buffer  |
| GS           | Grass Swale   |

|     |                               |
|-----|-------------------------------|
| MBP | Modular Block Porous Pavement |
| PPD | Porous Pavement Detention     |

Table I-5. El Paso County Sensitive<sup>1</sup>Waters

| Stream and Segment  | Parameter of Concern | Specialized BMPs Required |
|---|----------------------|---------------------------|
| Fountain Creek and tributaries above Monument Creek   | E. coli and Se       | None at this time         |
| Fountain Creek from Monument Creek to Highway 47  | E. coli              | None at this time         |
| Monument Creek from National Forest to Fountain Creek   | Se                   | None at this time         |
| Willow Springs Pond #1 and #2   | PCE                  | None at this time         |
| <sup>1</sup> CDPHE 2006 303(d) list. Standard agreement forms for Private Detention Basins are in Appendix G. [This list may change in the future. The 303(d) list or equivalent in effect at the time of permitting will apply.] |                      |                           |

Potential high-risk sites must also incorporate specialized BMPs. High-risk sites are defined by two factors:

- Sites with land uses involving the potential for significant deposition of pollutants.
- Sites without practices to eliminate exposure of pollutants to stormwater.

Land uses involving the potential for significant deposition of pollutants include, but are not limited to:

- Vehicle maintenance facilities,
- Gas stations,
- Automobile salvage yards and junk yards,
- Commercial sites with high levels of "in and out" traffic such as fast-food restaurants and convenience stores.

Many industrial facilities are required to obtain coverage under an industrial stormwater permit; these facilities include automobile salvage yards. Practices to eliminate exposure of pollutants to stormwater may or may not be part of an industrial stormwater permit. These practices include coverage of material storage

areas, berms around tanks, spill control plans, and other "good housekeeping" measures. For industrial sites where stormwater is not exposed to pollutants, structural BMPs, including detention ponds for water quality and other BMPs discussed below, may not be required.

Because stormwater pollutants are often transported with sediment, erosion protection and sediment control are necessary for stormwater quality protection. This is very important in the County because of the sandy soils in the region. In particular, discharges that may impact sensitive waters or that come from potentially high-risk sites should have a high level of sediment protection. Thus, in addition to the specialized BMPs, sediment control practices such as revegetation, grading to prevent steep side slopes, check dams, slope drains, and sediment basins should be employed where practical.

**Box 5:** No BMPs are required other than stabilized drainageways and possibly MDCIA.

**Box 6:** Specialized BMPs are required and therefore proceed to Box 7 on Table I-1.

**Box 7:** BMPs that employ infiltration include porous landscape detention and sand filter basins without underdrains. Certain conditions preclude the use of these types of BMPs, including close proximity of groundwater or relatively impervious soils to the bottom of the facility. Groundwater levels should be characterized during the season with the highest levels (often late Spring or early Summer). Impervious soils include bedrock as well as soil types C and D. The term "close proximity" means 5 feet or less. If there is less than 5 feet, a study of the hydraulic conductivity of the soils must be conducted to show that excessive groundwater mounding or direct groundwater contamination will not result from the use of BMPs that employ infiltration.

**Box 8:** If groundwater or relatively impervious soils are not within 5 feet of the surface, implement porous landscape detention (PLD) or a sand filter basin (SFB) from DCM2. Alternative BMPs can be used if shown to be equally effective as PLD or SFB (see discussion below).

**Box 9:** Implement PLDs or SFBs with underdrains, or implement a BMP with removal rates equivalent to PLDs or SFBs, including qualifying manufactured BMPs. Qualifying manufactured BMPs are those that have undergone independent tests to verify that the installation, flow volumes, and removal rates will work for the site under consideration.

**Box 10:** If the site disturbance is larger than one acre and is low density residential, then no WQCV may be required provided the site meets criteria presented in Section I.7.1. If WQCV is not required, the need for a permanent sediment control measure must still be evaluated. If the site is located near and will discharge to a sensitive water, then a "jump" to Box 4 is required for continued evaluation.

**Box 11:** Sediment is best controlled at the source. That is, rather than using structures to collect soil after it is suspended in stormwater, it is preferable to stabilize soil to prevent suspension from occurring. Sediment source controls must be implemented for all low-density developments and include (but are not limited to):

- Adequately established vegetation per DCM1 criteria,
- Side slopes that are 3 horizontal to 1 vertical or flatter or the use of benched side slopes when slopes are steeper than 3 horizontal to 1 vertical,
- The use of erosion control blankets to aid establishment of vegetation,
- Check dams,



- Slope drains.

Temporary irrigation and maintenance of vegetation until adequately established may be required.

**Box 12:** In low density (rural) subdivisions, a method for permanent sediment control must be provided. If a detention pond is used, the forebay is to be sized according to the criteria for Extended Detention Basins. If a detention pond/Extended Detention Pond is not required, a sediment basin as described in DCM2, page 3-32 may be used. It should be sized to collect 1,800 cubic feet per acre of disturbed area. Drainage area above a sediment basin can be reduced by use of vegetated swales, buffers, or contour berms.

**Box 13:** If there are no detention ponds, separate sediment control measure must be located to catch all runoff leaving the disturbed area of the site.

**Box 14:** In cases where a detention pond is already required for controlling the volume of runoff, a sediment basin can take the form of a forebay to this pond.

**Box 15:** Regional WQCV facilities may only be used if they meet the requirements of Section I.7.1.C.

**Box 16:** The site is required to direct all runoff through grass buffers and/or grass swales or provide a similar BMP. (Note that this is required in accordance with the CDPHE guidance manual to afford some protection to state waters in between the site and the downstream WQCV BMP.)

**Box 17:** Grass buffers require irrigation in almost all cases in the County; swales sometimes require irrigation.

**Box 18:** "Dry" alternatives may be used if they are shown to have equivalent removal rates as buffers and swales. All of the structural treatment BMPs in DCM2 (Section 4.2) have equivalent removal rates and may be used. The covering of storage/handling areas and spill containment and control are not structural treatment BMPs, and thus are not substitutes for grass buffers and swales.

**Box 19:** If there is no regional WQCV facility downstream with adequate capacity to provide the WQCV for the proposed site, then a WQCV control measure must be provided for the site. Examples of potentially acceptable control measures include Extended Detention Basin, Full Spectrum Detention Basin, Sand Filter Basin, Constructed Wetland Basin, or a Retention Pond. For all ponds, issues related to dam construction and potential groundwater infiltration must be considered. Retention Ponds must be considered in the context of additional issues including safety and health (e.g., drowning and mosquito/West Nile virus) and water rights. For all structures that may hold water for more than 72 hours with an exposed water surface, water storage rights must be obtained before a structure (e.g. retention pond) can be proposed for a site. See Sections 3.2.5.F and 3.3.7 of this ECM for additional information regarding water right and permanent stormwater quality control measures.

**Box 20:** Sites tributary to sensitive waters must meet the requirements as outlined in Table I-5, and potential high-risk sites must have specialized BMPs.

**Box 21:** No additional BMPs are required other than WQCV-based BMPs. Also, as always, drainageways must be stabilized and runoff should be reduced as much as possible (Boxes 1 and 2).

**Box 22:** When specialized BMPs are required, proceed to Box 23 on Figure I-2.

**Box 23:** Two situations apply, one where conditions preclude the installation of BMPs that employ infiltration, and one where they do not. (See Box 7.) If conditions preclude the installation of BMPs that employ infiltration then proceed to Box 25; otherwise proceed to Box 24.

**Box 24:** Where soil and groundwater conditions are not prohibitive (that is, groundwater or relatively impervious soils are not within 5 feet of the surface), implement PLD or SFB from DCM2. Alternative BMPs can be used if shown to be equally effective as PLD or SFB (see discussion below).

**Box 25:** Constructed wetlands (either channels or basins) are an effective BMP for sites with drainage areas greater than 10 acres.

**Box 26:** Provide a BMP downstream of the pond with equivalent removal rates as a wetland channel; this could be a qualifying manufactured BMP or other BMP that meets the criteria below.

**Box 27:** If the catchment area is greater than 10 acres, provide a constructed wetland channel (CWC) downstream of pond or provide WQCV with CWB.

**E. Projects that are Strictly Roadway Construction.** For projects that entail highway or other roadway construction, there are three basic questions for the applicant:

- Is the road urban or rural?
- That is, does the road have curb and gutter or does it utilize roadside ditches?
- For rural roads, do the ditches require "water turnouts"?
- Is the road a "hot spot" or does it discharge to sensitive waters?

For road construction projects, the applicant must determine if the roadway project is an applicable development site as defined in Section I.7.1.B. Excluded sites do not need to comply with the requirements of this Section I.7. If a roadway construction project is an applicable development site, then the owner must determine which base design standard is appropriate for the project and must design and implement water quality improvement with the project. Requirements for roadway projects included in the DCMV1 may be used provided they do not conflict with other provisions of this Section I.7.

Rural roads, i.e. those roads which utilize roadside ditches for conveyance of runoff from the roadway, do not have sufficient capacity in the roadside ditches to convey much more runoff than that which runs off the road itself. Rural roads (which by definition have roadside ditches) must be stabilized with one of three methods included in DCM2 on pages 4-3 and 4-4. These methods are described in DCMV1. "Water turnouts," which function as spillways which direct flow out of the ditches onto property adjacent to the ROW, are frequently required as a result. Design for the "water turnout" should ensure the turnout discharges into a "suitable outfall" as described in DCM1 along the roadway such as a natural swale. A drainage easement for this runoff must be acquired at these locations. A possible consequence of "water turnouts" is the loading of sediment onto private property. If "water turnouts" will be utilized for the ditches, sediment basins shall be used at these locations. However, there must be sufficient space in the ROW for both the structure itself and for maintenance access, or a specific drainage easement must be provided for the feature and access. Sediment basins can be designed in accordance with the guidelines in DCM2 in the section for construction BMPs. The basin shall be sized to collect 1,800 cubic feet of sediment per acre of drainage area of the roadway.

The term "high risk site" can be defined by traffic volume for a section of roadway. If the road will experience traffic volume of 30,000 average daily traffic (ADT) or more it is likely to contribute high levels of pollutants. For these situations, additional BMPs are required and selection must follow Boxes 6, 7, 8, and 9 in Figure 1b. Additional BMPs may also be required for discharge to sensitive waters. As described above for the general developments (with building pads), these additional requirements will depend on the TMDL process.

F. **Additional Guidelines for BMP Selection.** Additional Guidelines for selecting among the appropriate BMPs determined from Figure I-1 and Figure I-2. Figure I-3 (Figure ND-7 in DCM2) depicts a decision tree for selecting one of the six BMPs based on drainage catchment area and whether water is available to satisfy evapotranspiration requirements. Porous pavement and porous landscape detention are generally suited for small drainage areas (i.e. much less than 10 acres); however, larger subwatersheds can be subdivided into individual drainage sub-catchment areas meeting criteria shown in Figure I-3 for these BMPs.

WQCV control measures and Regional WQCV control measures shall be located prior to the stormwater runoff being discharged to State Waters. When using a Regional WQCV facility for a site, the site may discharge to a water of the state before being discharged to the Regional WQCV facility; however, the conditions in Section I.7.1.C.5 shall be met.

Figure I-4 (Figure ND-8 in DCM2) provides an illustration of selection and location options for WQCV facilities based on the principles discussed above.

Figure I-6 (Table ND-1 in DCM2) indicates the BMP options for the four watershed areas shown in Figure I-4.

### I.7.3. Incorporating WQCV into Stormwater Detention Structures

Wherever possible, it is recommended that WQCV facilities be incorporated into stormwater quantity detention facilities. This is relatively straightforward for an extended detention basin, constructed wetland basin, and a retention pond. When combined, the 2, 5, 10, and 100-year detention levels are provided above the WQCV and the outlet structure is designed to control two or three different releases. Stormwater quantity detention could be provided above the WQCV for porous pavement and landscape detention provided the drain times for the larger events are kept short.

The following approaches are to be implemented when incorporating WQCV into stormwater quantity detention facilities:

1. **Water Quality.** The full WQCV is to be provided according to the design procedures documented in the New Development BMP Factsheets.
2. **Minor Storm.** The full WQCV plus the full minor storm quantity detention volume is to be provided.
3. **100-Year Storm.** One-half the WQCV plus the full 100-year detention volume is to be provided.

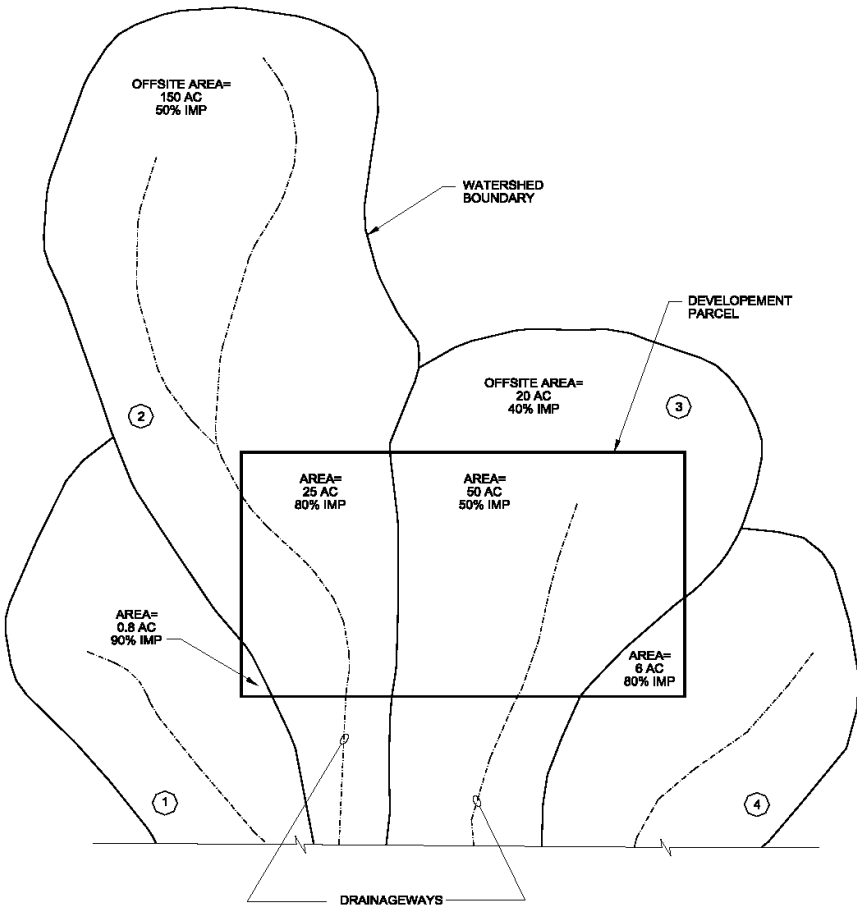
For linear projects and projects with limited space available for permanent water quality control measures, WQCV may be included in the design of underground detention structures such as sand filter basins (SFB) and proprietary underground detention structures. These systems rely on appropriate soil conditions to infiltrate or evapotranspire the WQCV.

It is extremely important that high sediment loading and compaction of underlying soils in the area to be used for infiltration be controlled to the maximum extent practicable. These structures are best suited to being brought on line at the end of the construction phase where disturbed ground has been stabilized with pavement or vegetation.

Any underground detention facilities proposed for use in the County must meet the good engineering, hydrologic and pollution control practices as defined in this Section I.7. The design of underground detention that incorporates WQCV shall not commence until a Request for Deviation is submitted for review and approved by the ECM Administrator. In addition to the approval criteria for a deviation request provided in Chapters 1 and 5 of this ECM, the owner or authorized agent must provide a structure-specific Operation and Maintenance (O&M)



Figure I-4. Illustration of Selection and Location Options for WQCV Facilities



Note: For this example, sufficient make-up water exists for constructed wetlands and retention pond for the watershed areas > 50 acres through irrigation return flows.

Table I-7. Illustration of Selection and Location Options for WQCV Facilities  
for the Development Parcel on Figure I.4

| Watershed Number | Onstream or Offstream | BMP Options   | Minimum Number of BMP Installations | Average Drainage Area for Sizing each BMP, acre |
|------------------|-----------------------|---|-------------------------------------|---|
| 1                | Offstream             | Porous Pavement Detention<br>Porous Landscape Detention   | 1<br>1                              | 0.8<br>0.8                                      |
| 2                | Offstream             | Porous Pavement Detention<br>Porous Landscape Detention<br>Extended Detention Basin<br>Sand Filter Extended Detention Basin | 24<br>24<br>2<br>2                  | 1<br>1<br>12<br>12                              |

|   |           |                            |    |    |
|---|-----------|----------------------------|----|----|
| 3 | Offstream | Porous Pavement Detention  | 49 | 1  |
|   |           | Porous Landscape Detention | 49 | 1  |
|   |           | Extended Detention Basin   | 2  | 24 |
|   |           | Sand Filter Extended       | 3  | 16 |
|   |           | Detention Basin            |    |    |
|   | Onstream  | Extended Detention Basin   | 1  | 70 |
|   |           | Constructed Wetland Basin  | 1  | 70 |
|   |           | Retention Pond             | 1  | 70 |
| 4 | Offstream | Porous Pavement Detention  | 6  | 1  |
|   |           | Porous Landscape Detention | 6  | 1  |
|   |           | Extended Detention Basin   | 1  | 6  |
|   |           | Sand Filter Extended       | 1  | 6  |
|   |           | Detention Basin            |    |    |

#### I.7.5. Structural BMP Effectiveness

Table I-7 (Table ND-2 in DCM2) indicates ranges of removal efficiencies reported in literature for a number of structural BMPs. Although combinations of nonstructural/structural BMPs can improve the overall water quality of the runoff, the effectiveness of several BMPs in their ability to reduce influent pollutant concentrations as a group are not directly additive. Table I-7 also shows a most probable range of removal efficiencies for structural BMPs.

#### I.7.6. Separation Distances

To reduce potential for surface and ground water contamination, permanent water quality BMPs will be located away from wells and Individual Sewage Disposal Systems (ISDS). Rules for separation distances and grouting depths for wells and BMPs will be based on distances between wells and "sources of contamination" in Colorado's Rules and Regulations for Water Well Construction, Pump Installation, and Monitoring and Observation Hole/Well Construction. Permanent BMPs and ISDS will be separated by the same distances specified between the components of the ISDS and "waterways" in the El Paso County ISDS regulations. Additional separation distance may be required when a permanent stormwater quality control measure is located near a water of the state and relies on a vegetated buffer strip as part of the strategy to address WQCV prior to discharge to waters of the state.

**Table I-8. BMP Pollutant Removal Ranges for Stormwater Runoff and Most Probable Range for BMPs**

| Type of BMP | (1) | TSS | TP | TN | TZ | TPb | BOD | Bacteria |
|-------------|-----|-----|----|----|----|-----|-----|----------|
|-------------|-----|-----|----|----|----|-----|-----|----------|



|                                      |          |                |                |                      |                 |                |                |              |
|--------------------------------------|----------|----------------|----------------|----------------------|-----------------|----------------|----------------|--------------|
| Grass Buffer                         | LRR: EPR | 10-50<br>10-20 | 0-30<br>0-10   | 0-10<br>0-10         | 0-10<br>0-10    | N/A<br>N/A     | N/A<br>N/A     | N/A<br>N/A   |
| Grass Swale                          | LRR: EPR | 20-60<br>20-40 | 0-40<br>0-15   | 0-30<br>0-15         | 0-40<br>0-20    | N/A<br>N/A     | N/A<br>N/A     | N/A<br>N/A   |
| Modular Block<br>Porous Pavement     | LRR: EPR | 80-95<br>70-90 | 65<br>40-55    | 75-85<br>10-20       | 98<br>40-80     | 80<br>60-70    | 80<br>N/A      | N/A<br>N/A   |
| Porous Pavement<br>Detention         | LRR: EPR | 8-96<br>70-90  | 5-92<br>40-55  | -130-<br>85<br>10-20 | 10-98<br>40-80  | 60-80<br>60-70 | 60-80<br>N/A   | N/A<br>N/A   |
| Porous Landscape<br>Detention        | LRR: EPR | 8-96<br>70-90  | 5-92<br>40-55  | -100-<br>85<br>20-55 | 10-98<br>50-80  | 60-90<br>60-80 | 60-80<br>N/A   | N/A<br>N/A   |
| Extended<br>Detention Basin          | LRR: EPR | 50-70<br>55-75 | 10-20<br>45-55 | 10-20<br>10-20       | 30-60<br>30-60  | 75-90<br>55-80 | N/A<br>N/A     | 50-90<br>N/A |
| Constructed<br>Wetland Basin         | LRR: EPR | 40-94<br>50-60 | -4-90<br>40-80 | 21<br>20-50          | -29-82<br>30-80 | 27-94<br>40-80 | 18<br>N/A      | N/A<br>N/A   |
| Retention Pond                       | LRR: EPR | 70-91<br>80-90 | 0-79<br>45-70  | 0-80<br>20-60        | 0-71<br>20-60   | 9-95<br>60-80  | 0-69<br>N/A    | N/A<br>N/A   |
| Sand Filter<br>Extended<br>Detention | LRR: EPR | 8-96<br>80-90  | 5-92<br>45-55  | -129-<br>84<br>35-55 | 10-98<br>50-80  | 60-80<br>60-80 | 60-80<br>60-80 | N/A<br>N/A   |
| Constructed<br>Wetland Channel*      | LRR: EPR | 20-60<br>30-50 | 0-40<br>20-40  | 0-30<br>10-30        | 0-40<br>20-40   | N/A<br>20-40   | N/A<br>N/A     | N/A<br>N/A   |

Ref: Bell et al. (1996), Colorado (1990), Harper & Herr (1992), Lakatos & McNemer (1987), Schueler (1987), Southwest (1995), Strecker et al. (1990), USGS (1986), US EPA (1983), Veenhuis et al. (1989), Whipple and Hunter (1981), Urbonas (1997).

(1) LRR Literature reported range, EPR—expected probable range of annual performance by DCM2 BMPs.

N/A Insufficient data to make an assessment.

\* The EPR rates for a Constructed Wetland Channel assume the wetland surface area is equal or greater than 0.5% of the tributary total impervious area.

### I.7.7. Operation and Maintenance of Best Management Practices

- A. **Long-term Operation and Maintenance of Post-Construction Stormwater Management Structures.** The El Paso County Phase II MS4 Permit requires the County to ensure the long-term operation and maintenance of all post-construction stormwater management control measures constructed by an applicable development site. Part I E.4.a.vi of MS4 permit states:

"vi. Construction Inspection and Acceptance: The County must implement inspection and acceptance procedures to ensure that control measures are installed and implemented in accordance with the site plan and include the following:

- (A) Confirmation that the completed control measure operates in accordance with the approved site plan.
- (B) All applicable development sites must have operational permanent water quality control measures at the completion of the site. In the case where permanent water quality control measures are part of future phasing, the County must have a mechanism to ensure that all control measures will be implemented, regardless of completion of future phases or site ownership. In such cases, temporary water quality control measures must be implemented as feasible and maintained until removed or modified. All temporary water quality control measure must meet one of the design standards in Part I.E.4.a.iv.

For the purpose of this section, completion of a site or phase shall be determined by the issuance of a certificate of occupancy, use of the completed site area according to the site plan, payment marking the completion of a site control measure, the nature of the selected control measure or equivalent determination of completion as appropriate to the nature of the site."

For all structures approved by El Paso County which are not public improvements, the property owner or authorized agent shall be responsible for the operation and maintenance of all permanent stormwater quality control measures. All temporary control measures required during construction shall be removed after construction activity on the site has been completed and final stabilization of the site is achieved.

Prior to approval of a subdivision, issuance of a Certificate of Occupancy, or closure of the ESQCP for sites that did not go through the subdivision review process that have permanent post-construction stormwater quality control measures, a signed private maintenance agreement for permanent BMPs must be submitted to and recorded by the County. El Paso County uses these agreements as the primary mechanism to ensure the long-term operation and maintenance of post construction stormwater quality control measures. Agreement templates are found in Appendix G.

During construction a County Stormwater Inspector will inspect structures for conformance with approved construction plans and the SWMP. Once the structure has been accepted into the County Permanent Stormwater Quality Control Measure Inventory consistent with Chapter 5, control measures will be inspected at minimum once every five (5) years. All inspections will be conducted as described in Section I.5.

Confirmation that post-construction stormwater quality control measures operate according to approved plans occurs through the use of an inflow hydrograph routed through a basin model. This analysis and the resulting hydrograph shall be performed by the Engineer of Record for the owner or authorized agent of the applicable development site and provided with Final Drainage Report included in the development plan submitted to the County. If the ECM Administrator determines that significant changes to the approved plans are identified in the "as-built" drawings provided in conformance with Section 5.10.6, an additional inflow hydrograph based on the "as-built" changes shall be provided to the County to confirm that the changes made during construction did not negatively alter the effective operation of the control measure.

If during an inspection of a post-construction stormwater quality control structure it is determined and documented by a County Stormwater Inspector that any owner or authorized agent failed to adequately operate and maintain a permanent stormwater quality control measures or remove the temporary control measures, an enforcement action described in Section I.6 shall be pursued.

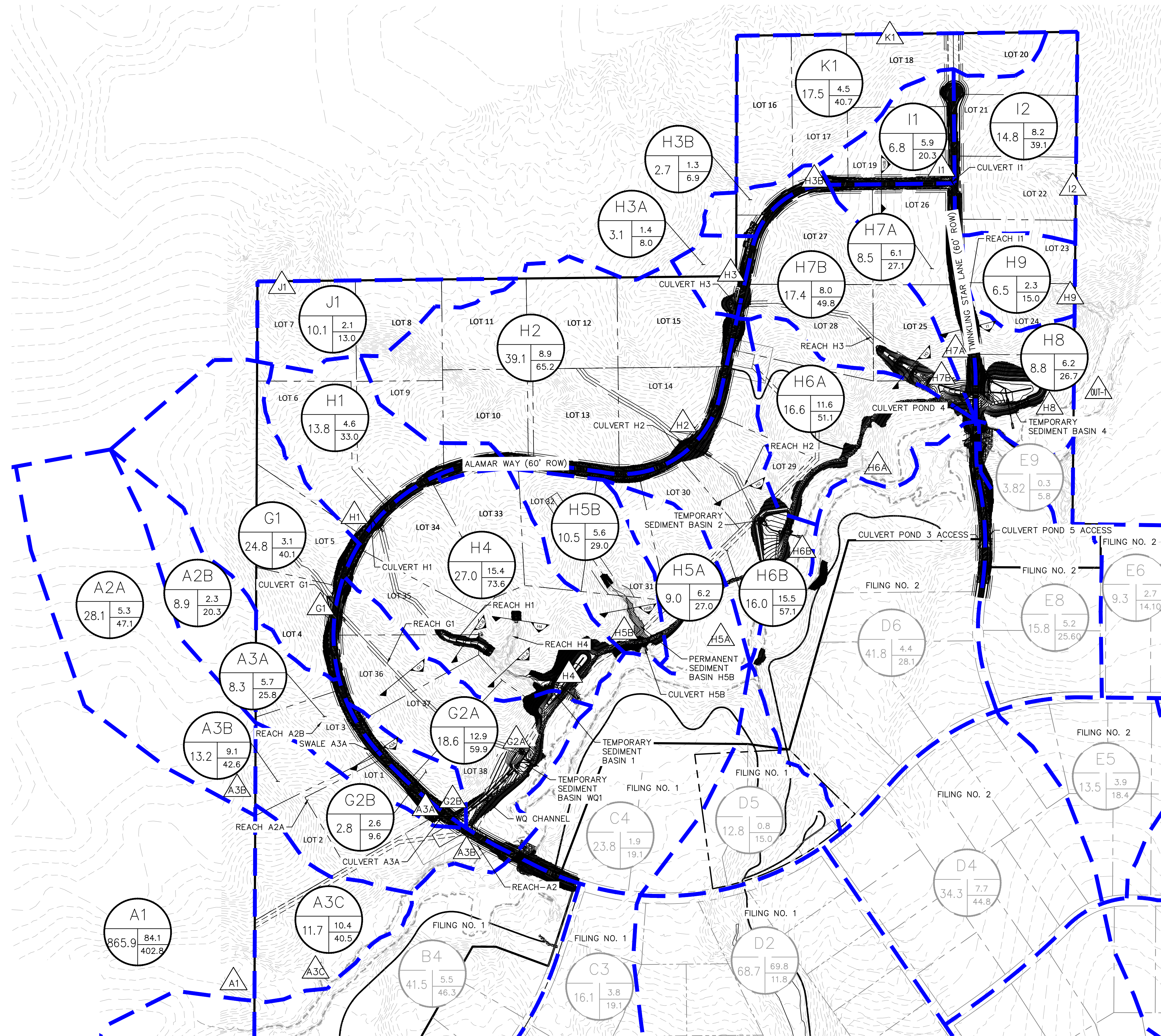
- B. **Operation and Maintenance Manual.** A detailed Operation and Maintenance Manual covering inspections, operation and maintenance of permanent BMPs will be provided to the party who holds the Private Maintenance Agreement for Permanent BMPs. The Operation and Maintenance Manual will include specifics on frequency of inspections and maintenance; standards for vegetation or structures, such as species of vegetation, mowing height, revegetation of worn or eroded areas, cleaning methods; depth of sediment requiring removal; replacement frequencies; and other relevant topics.

(Res. No. 19-245, 7-2-19)

***APPENDIX E: DRAINAGE MAPS***

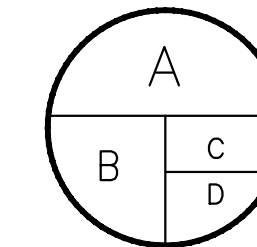


\\kimley-horn.com\mnt\_dcn1\COS\_Civil\196106001\_Winsome Filing No. 3\CADD\Exhibits\Drainage\Proposed\_DRN\_Map-Updated-EG-FDR.dwg O'Donnell-Sloan, Theresa 9/1/2022 10:35 AM

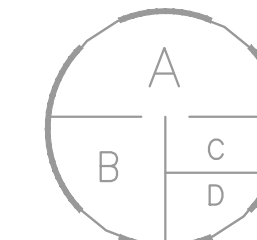


## LEGEND

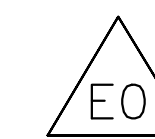
--- DRAINAGE BASIN AREAS



FILING 3 BASINS  
A - HEC-HMS BASINS  
B - BASIN ACREAGE  
C - 5-YR RUNOFF  
D - 100-YR RUNOFF



FILING 1&2 BASINS  
A - HEC-HMS BASINS  
B - BASIN ACREAGE  
C - 5-YR RUNOFF  
D - 100-YR RUNOFF



CULVERT DESIGN POINT

- - - EXISTING CONTOURS

— PROPOSED CONTOURS

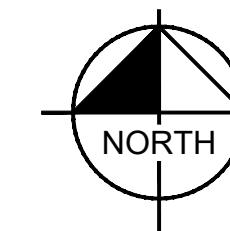


FLOW ARROW



CHANNEL CROSS SECTION

| DEVELOPED RUNOFF |                         |                     |      |                        |       |
|------------------|-------------------------|---------------------|------|------------------------|-------|
| Design Point     | Basin                   | Direct Runoff (CFS) |      | Routed Flowrates (CFS) |       |
|                  |                         | Q5                  | Q100 | Q5                     | Q100  |
| A2A              | A2A                     | 5.3                 | 47.1 |                        |       |
| A3B              | A2A+A3B                 | 9.1                 | 42.6 |                        |       |
| A2B              | A2B                     | 2.3                 | 20.3 |                        |       |
| A3A              | A3A+A2B                 | 5.7                 | 25.6 | 8.0                    | 45.9  |
| G2B              | G2B                     | 2.6                 | 9.6  |                        |       |
| G1               | G1                      | 3.1                 | 40.1 |                        |       |
| G2A              | G2A+G1                  | 12.9                | 59.9 | 16.0                   | 100   |
| WQ Pond          | DP, G2B+DP, G2A+DP, A3A |                     |      | 24.0                   | 145.9 |
| H1               | H1                      | 4.6                 | 33   |                        |       |
| H4               | H1+H4                   | 15.4                | 73.6 | 20.0                   | 106.6 |
| Pond 1           |                         |                     |      | 20.0                   | 106.6 |
| H5B              | H5B                     | 5.6                 | 29   |                        |       |
| H5A              | H5A                     | 6.2                 | 27   |                        |       |
| H2               | H2                      | 8.9                 | 65.7 |                        |       |
| H6B              | H6B+H2                  | 15.5                | 57.1 | 24.4                   | 122.8 |
| Pond 2           |                         |                     |      | 24.4                   | 122.8 |
| H6A              | H6A                     | 11.6                | 51.1 |                        |       |
| H3A              | H3A                     | 1.4                 | 8.0  |                        |       |
| H7B              | H3A+H7B                 | 8.0                 | 49.8 | 9.4                    | 57.8  |
| H3B              | H3B                     | 1.3                 | 6.9  |                        |       |
| I1               | I1+H3B                  | 5.9                 | 20.3 | 7.2                    | 27.2  |
| H7A              | H7A                     | 6.1                 | 27.1 |                        |       |
| Pond 4           | DP, H7A+DP, H7B+DP, I1  |                     |      | 20.0                   | 97.2  |
| OUT-1            |                         |                     |      | 420                    | 1958  |
| Reach 6-Kiowa    |                         |                     |      | 420                    | 1959  |



GRAPHIC SCALE IN FEET  
0 150 300 600

WINSOME FILING NO. 3  
EL PASO COUNTY, COLORADO  
CONSTRUCTION DOCUMENTS  
PROPOSED DRAINAGE MAP

**Kimley»Horn**

2021 KIMLEY-HORN AND ASSOCIATES, INC.  
2 North Nevada Avenue Suite 300  
Colorado Springs, Colorado 80903 (719) 453-0180

DESIGNED BY: KRK  
DRAWN BY: JRH  
CHECKED BY: KRK  
DATE: 9/3/2021

PRELIMINARY  
FOR REVIEW ONLY  
NOT FOR  
CONSTRUCTION  
**Kimley»Horn**  
Kimley-Horn and Associates, Inc.

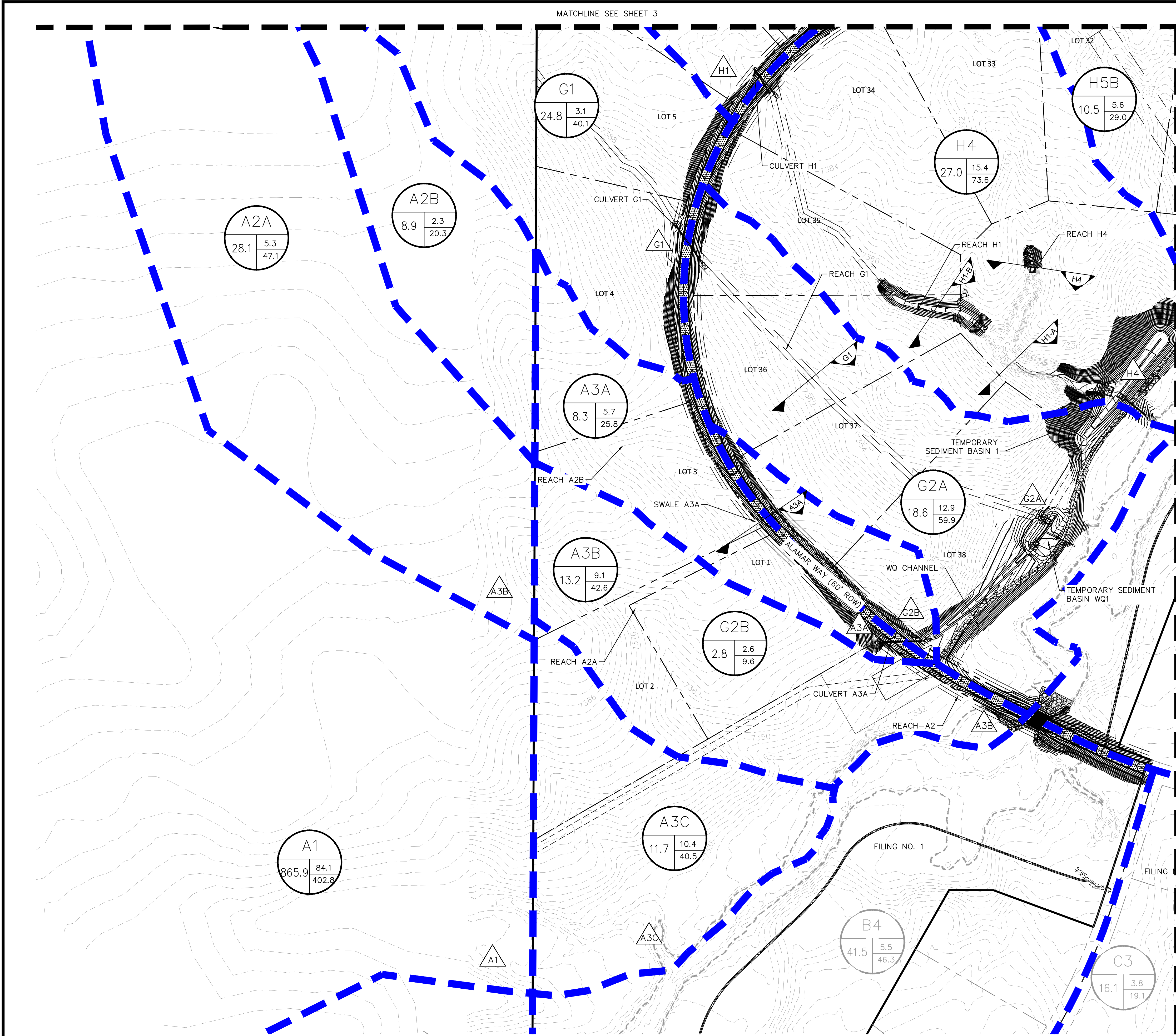
PROJECT NO.  
196106001

SHEET

1

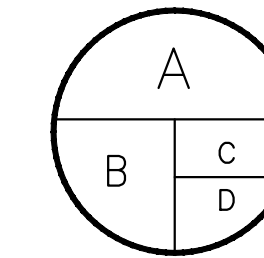
NO. BY DATE APPR.



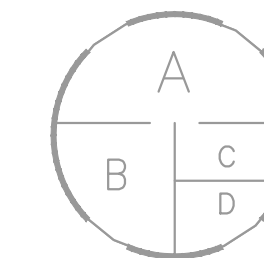


## LEGEND


— — — DRAINAGE BASIN AREAS



FILING 3 BASINS  
A - HEC-HMS BASINS  
B - BASIN ACREAGE  
C - 5-YR RUNOFF  
D - 100-YR RUNOFF



FILING 1&2 BASINS  
A — HEC—HMS BASINS  
B — BASIN ACREAGE  
C — 5—YR RUNOFF  
D — 100—YR RUNOFF




CULVERT DESIGN POINT

## EXISTING CONTOURS

- PROPOSED CONTOURS

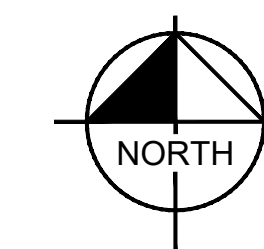


FLOW ARROW



### CHANNEL CROSS SECTION

| DEVELOPED RUNOFF |                      |                     |      |                        |       |
|------------------|----------------------|---------------------|------|------------------------|-------|
| Design Point     | Basin                | Direct Runoff (CFS) |      | Routed Flowrates (CFS) |       |
|                  |                      | Q5                  | Q100 | Q5                     | Q100  |
| A2A              | A2A                  | 5.3                 | 47.1 |                        |       |
| A3B              | A2A+A3B              | 9.1                 | 42.6 |                        |       |
| A2B              | A2B                  | 2.3                 | 20.3 |                        |       |
| A3A              | A3A+A2B              | 5.7                 | 25.6 | 8.0                    | 45.9  |
| G2B              | G2B                  | 2.6                 | 9.6  |                        |       |
| G1               | G1                   | 3.1                 | 40.1 |                        |       |
| G2A              | G2A+G1               | 12.9                | 59.9 | 16.0                   | 100   |
| WQ Pond          | DP_G2B+DP_G2A+DP_A3A |                     |      | 24.0                   | 145.9 |
| H1               | H1                   | 4.6                 | 33   |                        |       |
| H4               | H1+H4                | 15.4                | 73.6 | 20.0                   | 106.6 |
| Pond 1           |                      |                     |      | 20.0                   | 106.6 |
| H5B              | H5B                  | 5.6                 | 29   |                        |       |
| H5A              | H5A                  | 6.2                 | 27   |                        |       |
| H2               | H2                   | 8.9                 | 65.7 |                        |       |
| H6B              | H6B+H2               | 15.5                | 57.1 | 24.4                   | 122.8 |
| Pond 2           |                      |                     |      | 24.4                   | 122.8 |
| H6A              | H6A                  | 11.6                | 51.1 |                        |       |
| H3A              | H3A                  | 1.4                 | 8.0  |                        |       |
| H7B              | H3A+H7B              | 8.0                 | 49.8 | 9.4                    | 57.8  |
| H3B              | H3B                  | 1.3                 | 6.9  |                        |       |
| I1               | I1+H3B               | 5.9                 | 20.3 | 7.2                    | 27.2  |
| H7A              | H7A                  | 6.1                 | 27.1 |                        |       |
| Pond 4           | DP_H7A+DP_H7B+DP_I1  |                     |      | 20.0                   | 97.2  |
| OUT-1            |                      |                     |      | 420                    | 1958  |
| Reach 6-Kiowa    |                      |                     |      | 420                    | 1959  |

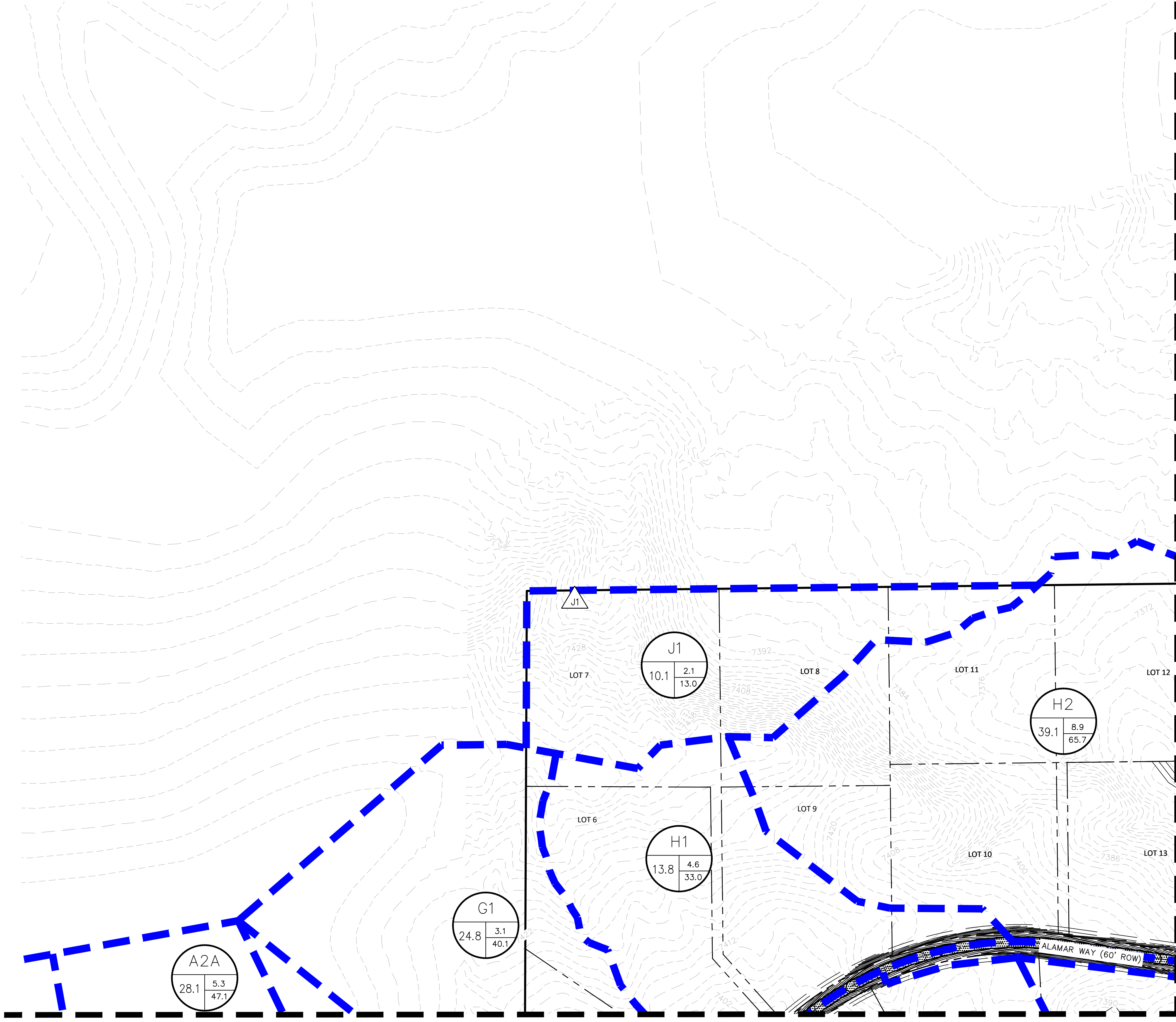


GRAPHIC SCALE IN FEET

0 75 150 300

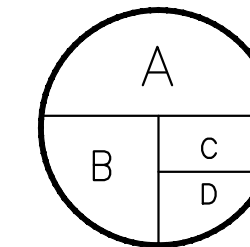
A horizontal line with vertical tick marks at 0, 75, 150, and 300 feet. The segment between 0 and 75 is white, 75 and 150 is black, 150 and 225 is white, and 225 and 300 is black.



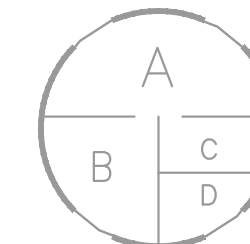


— 100 —

## FILING 3 BASINS



FILING 1&amp;2 BASINS




EO

## EXISTING CONTOURS

## PROPOSED CONTOURS

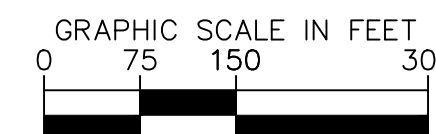


FLOW ARROW

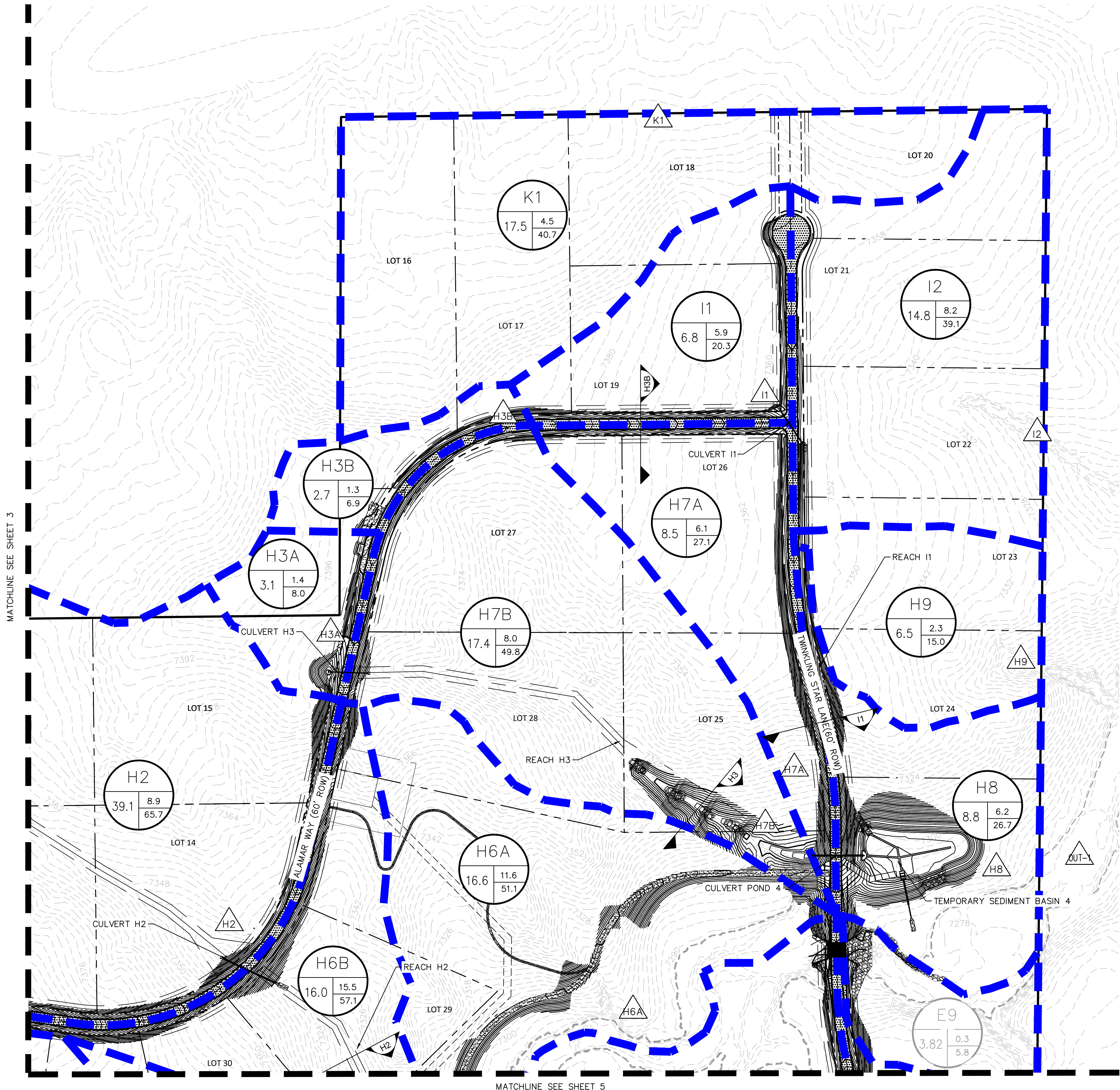


CHANNEL CROSS SECTION

| DEVELOPED RUNOFF |                      |                     |      |                        |       |
|------------------|----------------------|---------------------|------|------------------------|-------|
| Design Point     | Basin                | Direct Runoff (CFS) |      | Routed Flowrates (CFS) |       |
|                  |                      | Q5                  | Q100 | Q5                     | Q100  |
| A2A              | A2A                  | 5.3                 | 47.1 |                        |       |
| A3B              | A2A+A3B              | 9.1                 | 42.6 |                        |       |
| A2B              | A2B                  | 2.3                 | 20.3 |                        |       |
| A3A              | A3A+A2B              | 5.7                 | 25.6 | 8.0                    | 42.6  |
| G2B              | G2B                  | 2.6                 | 9.6  |                        |       |
| G1               | G1                   | 3.1                 | 40.1 |                        |       |
| G2A              | G2A+G1               | 12.9                | 59.9 | 16.0                   |       |
| WQ Pond          | DP_G2B+DP_G2A+DP_A3A |                     |      | 24.0                   | 142.2 |
| H1               | H1                   | 4.6                 | 33   |                        |       |
| H4               | H1+H4                | 15.4                | 73.6 | 20.0                   | 102.2 |
| Pond 1           |                      |                     |      | 20.0                   | 102.2 |
| H5B              | H5B                  | 5.6                 | 29   |                        |       |
| H5A              | H5A                  | 6.2                 | 27   |                        |       |
| H2               | H2                   | 8.9                 | 65.7 |                        |       |
| H6B              | H6B+H2               | 15.5                | 57.1 | 24.4                   | 122.2 |
| Pond 2           |                      |                     |      | 24.4                   | 122.2 |
| H6A              | H6A                  | 11.6                | 51.1 |                        |       |
| H3A              | H3A                  | 1.4                 | 8.0  |                        |       |
| H7B              | H3A+H7B              | 8.0                 | 49.8 | 9.4                    | 59.2  |
| H3B              | H3B                  | 1.3                 | 6.9  |                        |       |
| I1               | I1+H3B               | 5.9                 | 20.3 | 7.2                    | 27.5  |
| H7A              | H7A                  | 6.1                 | 27.1 |                        |       |
| Pond 4           | DP_H7A+DP_H7B+DP_I1  |                     |      | 20.0                   | 99.7  |
| OUT-1            |                      |                     |      | 420                    | 142.2 |

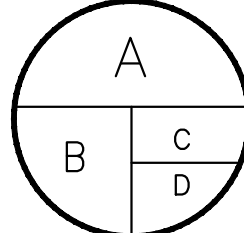




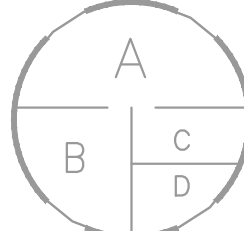


## LEGEND

— — — DRAINAGE BASIN AREAS



FILING 3 BASINS  
A - HEC-HMS BASINS  
B - BASIN ACREAGE  
C - 5-YR RUNOFF  
D - 100-YR RUNOFF



FILING 1&2 BASINS  
A - HEC-HMS BASINS  
B - BASIN ACREAGE  
C - 5-YR RUNOFF  
D - 100-YR RUNOFF




## CULVERT DESIGN POINT

## EXISTING CONTOURS

## PROPOSED CONTOURS

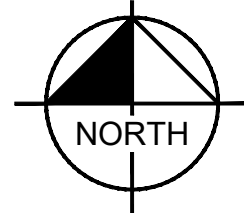


FLOW ARROW



## CHANNEL CROSS SECTION

| DEVELOPED RUNOFF |                      |                     |      |                        |       |
|------------------|----------------------|---------------------|------|------------------------|-------|
| Design Point     | Basin                | Direct Runoff (CFS) |      | Routed Flowrates (CFS) |       |
|                  |                      | Q5                  | Q100 | Q5                     | Q100  |
| A2A              | A2A                  | 5.3                 | 47.1 |                        |       |
| A3B              | A2A+A3B              | 9.1                 | 42.6 |                        |       |
|                  |                      |                     |      |                        |       |
| A2B              | A2B                  | 2.3                 | 20.3 |                        |       |
| A3A              | A3A+A2B              | 5.7                 | 25.6 | 8.0                    | 45.9  |
| G2B              | G2B                  | 2.6                 | 9.6  |                        |       |
| G1               | G1                   | 3.1                 | 40.1 |                        |       |
| G2A              | G2A+G1               | 12.9                | 59.9 | 16.0                   | 100.6 |
| WQ Pond          | DP_G2B+DP_G2A+DP_A3A |                     |      | 24.0                   | 145.9 |
|                  |                      |                     |      |                        |       |
| H1               | H1                   | 4.6                 | 33   |                        |       |
| H4               | H1+H4                | 15.4                | 73.6 | 20.0                   | 106.6 |
| Pond 1           |                      |                     |      | 20.0                   | 106.6 |
|                  |                      |                     |      |                        |       |
| H5B              | H5B                  | 5.6                 | 29   |                        |       |
| H5A              | H5A                  | 6.2                 | 27   |                        |       |
|                  |                      |                     |      |                        |       |
| H2               | H2                   | 8.9                 | 65.7 |                        |       |
| H6B              | H6B+H2               | 15.5                | 57.1 | 24.4                   | 122.8 |
| Pond 2           |                      |                     |      | 24.4                   | 122.8 |
|                  |                      |                     |      |                        |       |
| H6A              | H6A                  | 11.6                | 51.1 |                        |       |
|                  |                      |                     |      |                        |       |
| H3A              | H3A                  | 1.4                 | 8.0  |                        |       |
| H7B              | H3A+H7B              | 8.0                 | 49.8 | 9.4                    | 57.8  |
| H3B              | H3B                  | 1.3                 | 6.9  |                        |       |
| I1               | I1+H3B               | 5.9                 | 20.3 | 7.2                    | 27.2  |
| H7A              | H7A                  | 6.1                 | 27.1 |                        |       |
| Pond 4           | DP_H7A+DP_H7B+DP_I1  |                     |      | 20.0                   | 97.2  |
|                  |                      |                     |      |                        |       |
| OUT-1            |                      |                     |      | 420                    | 1958  |
| Reach 6, Klump   |                      |                     |      | 420                    | 1950  |

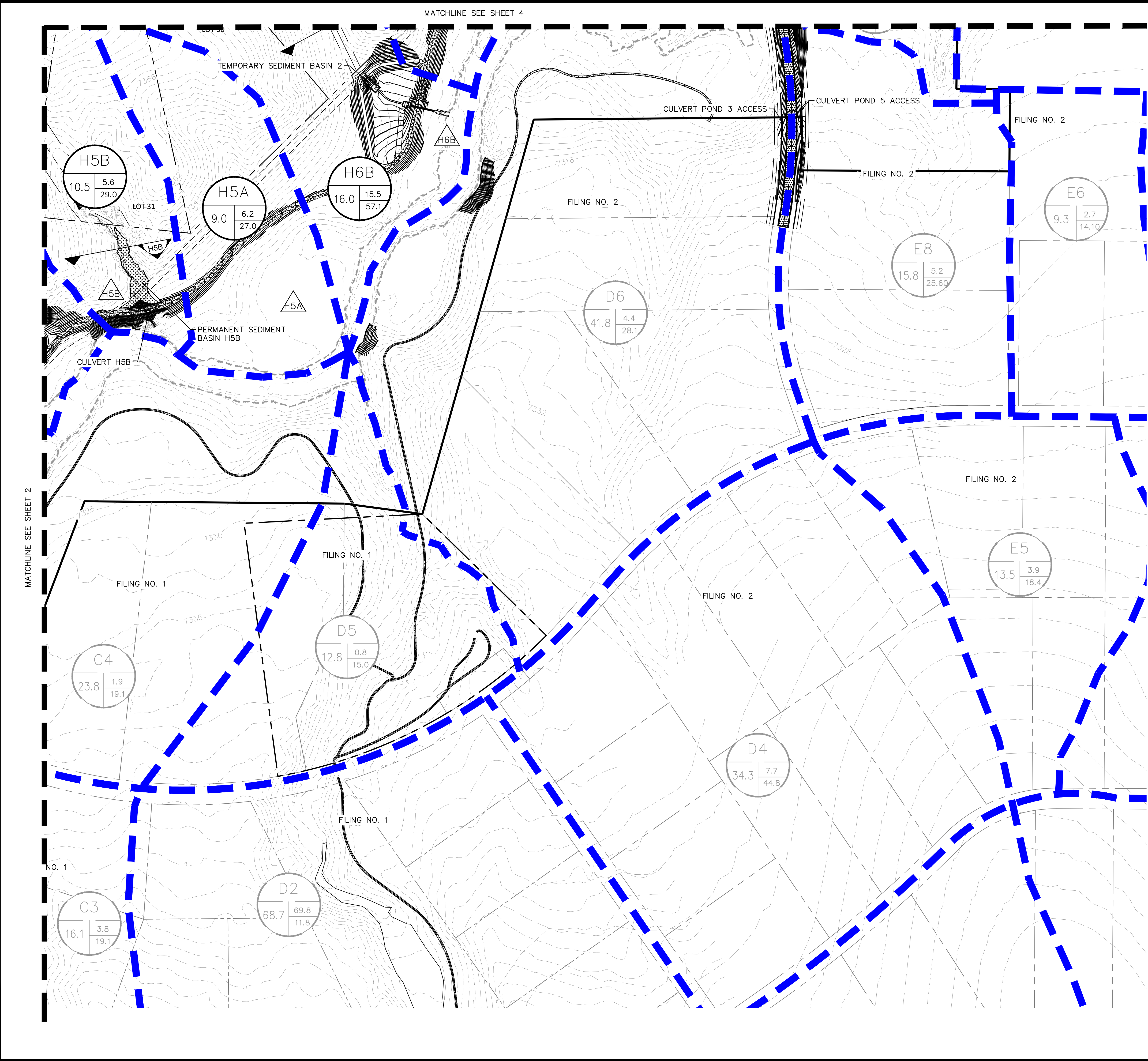


GRAPHIC SCALE IN FEET

0 75 150 300

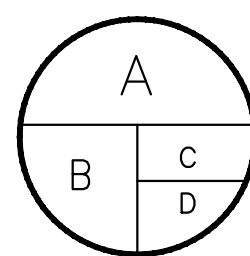


\\kimsley-horn.com\mnt\_dent\COS\_Civil\196106001\_Winsome Filing No. 3\CADD\Exhibits\Drainage\Proposed\_DRN\_Map-Updated-EG-FDR.dwg 9/1/2022 10:35 AM

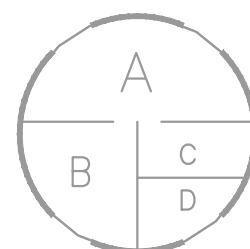


## LEGEND

— — — DRAINAGE BASIN AREAS



FILING 3 BASINS  
A - HEC-HMS BASINS  
B - BASIN ACREAGE  
C - 5-YR RUNOFF  
D - 100-YR RUNOFF



FILING 1&2 BASINS  
A - HEC-HMS BASINS  
B - BASIN ACREAGE  
C - 5-YR RUNOFF  
D - 100-YR RUNOFF




CULVERT DESIGN POINT

## EXISTING CONTOURS

## PROPOSED CONTOURS

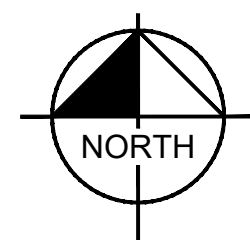


FLOW ARROW



### CHANNEL CROSS SECTION

| DEVELOPED RUNOFF |                      |                     |      |                        |       |
|------------------|----------------------|---------------------|------|------------------------|-------|
| Design Point     | Basin                | Direct Runoff (CFS) |      | Routed Flowrates (CFS) |       |
|                  |                      | Q5                  | Q100 | Q5                     | Q100  |
| A2A              | A2A                  | 5.3                 | 47.1 |                        |       |
| A3B              | A2A+A3B              | 9.1                 | 42.6 |                        |       |
| A2B              | A2B                  | 2.3                 | 20.3 |                        |       |
| A3A              | A3A+A2B              | 5.7                 | 25.6 | 8.0                    | 45.5  |
| G2B              | G2B                  | 2.6                 | 9.6  |                        |       |
| G1               | G1                   | 3.1                 | 40.1 |                        |       |
| G2A              | G2A+G1               | 12.9                | 59.9 | 16.0                   | 106.5 |
| WQ Pond          | DP_G2B+DP_G2A+DP_A3A |                     |      | 24.0                   | 145.5 |
| H1               | H1                   | 4.6                 | 33   |                        |       |
| H4               | H1+H4                | 15.4                | 73.6 | 20.0                   | 106.5 |
| Pond 1           |                      |                     |      | 20.0                   | 106.5 |
| H5B              | H5B                  | 5.6                 | 29   |                        |       |
| H5A              | H5A                  | 6.2                 | 27   |                        |       |
| H2               | H2                   | 8.9                 | 65.7 |                        |       |
| H6B              | H6B+H2               | 15.5                | 57.1 | 24.4                   | 122.5 |
| Pond 2           |                      |                     |      | 24.4                   | 122.5 |
| H6A              | H6A                  | 11.6                | 51.1 |                        |       |
| H3A              | H3A                  | 1.4                 | 8.0  |                        |       |
| H7B              | H3A+H7B              | 8.0                 | 49.8 | 9.4                    | 57.5  |
| H3B              | H3B                  | 1.3                 | 6.9  |                        |       |
| I1               | I1+H3B               | 5.9                 | 20.3 | 7.2                    | 27.5  |
| H7A              | H7A                  | 6.1                 | 27.1 |                        |       |
| Pond 4           | DP_H7A+DP_H7B+DP_I1  |                     |      | 20.0                   | 97.5  |
| OUT-1            |                      |                     |      | 420                    | 1950  |
| Reach 6-Kiowa    |                      |                     |      | 420                    | 1950  |



GRAPHIC SCALE IN FEET

A horizontal line with vertical tick marks at 0, 75, 150, and 300. The segments between 0 and 75, 75 and 150, and 150 and 300 are shaded black. The segment between 0 and 75 is the longest, followed by 75 and 150, and then 150 and 300.

WINSOME FILING NO. 3  
EL PASO COUNTY, COLORADO  
CONSTRUCTION DOCUMENTS  
PROPOSED DRAINAGE MAP

**Kimley»Horn**

**Kimley»Horn**  
2021 KIMLEY-HORN AND ASSOCIATES, INC.  
2 North Nevada Avenue Suite 300  
Colorado Springs, Colorado 80903 (719) 453-0180

DESIGNED BY: KRK  
DRAWN BY: JRH  
CHECKED BY: KRK  
DATE: 9/3/2021

**PRELIMINARY**  
FOR REVIEW ONLY  
NOT FOR  
CONSTRUCTION  
**Kimley»Horn**  
Kimley-Horn and Associates, Inc.

|             |           |
|-------------|-----------|
| PROJECT NO. | 196106001 |
|-------------|-----------|

SHE

5