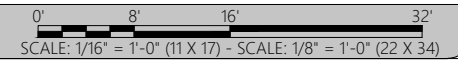




1 T-MOBILE LEASE AREA PHOTO



2 ENLARGED SITE PLAN



PRESENTED BY:

T-Mobile

Insite inc.
Wireless Consulting Services
15660 MIDWEST RD. SUITE 140 OAKBROOK TERRACE, IL 60181

TeleMtn
ENGINEERING

SITE NAME:
WOODMEN ELEMENTARY

SITE ADDRESS:
8308 DEL RIO ROAD
PEYTON, CO 80831

SITE COUNTY:
EL PASO COUNTY

SITE ID:
DN04333A

REVISIONS

| Rev. | Date: | Description: | By: |
|------|----------|--------------|-----|
| 0 | 10.15.20 | PRELIM. | GW |
| 1 | | | |
| 2 | | | |
| 3 | | | |
| 4 | | | |
| 5 | | | |
| 6 | | | |
| 7 | | | |

STAMPING SIGNATURE:

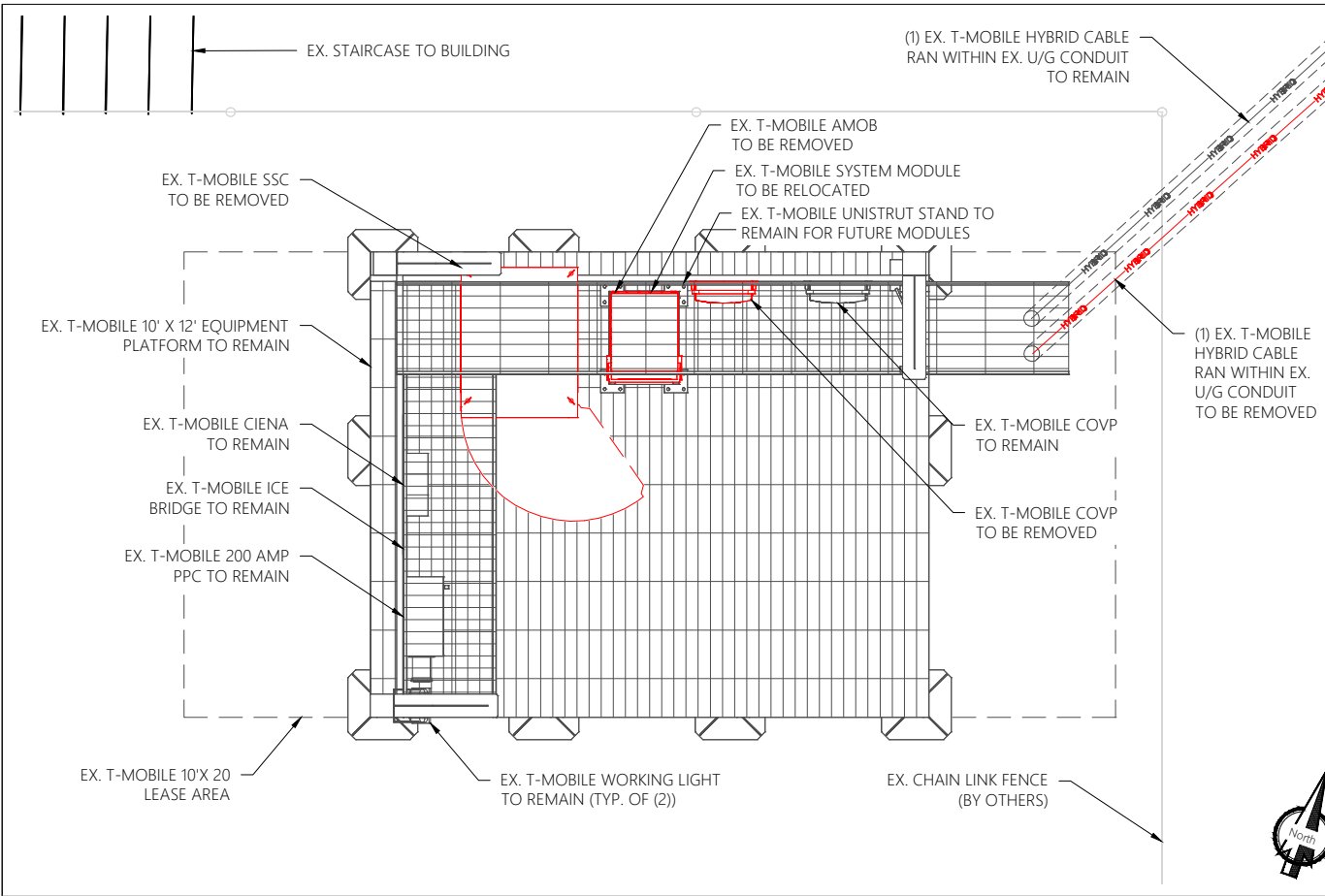
THIS WORK WAS PREPARED BY MYSELF OR UNDER MY SUPERVISION. CONSTRUCTION OF THIS PROJECT WILL BE UNDER MY OBSERVATION. ALL SCALES ARE SET FOR 11X17"

SHEET TITLE:
ENLARGED SITE PLAN

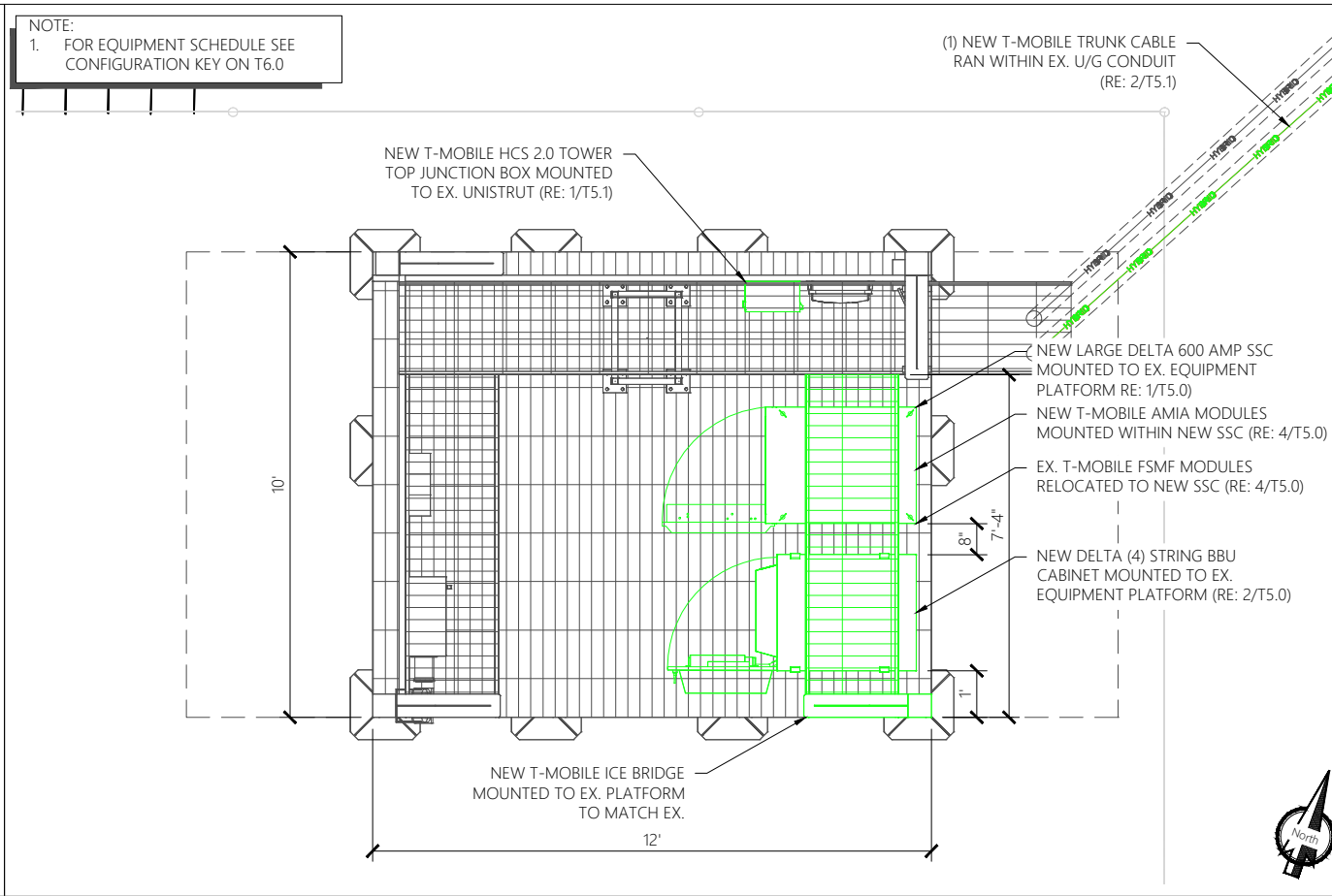
SHEET NUMBER:
T2.1

| | | |
|-----------------|---------------|---------------|
| DRAWN BY: GW | CHK BY: GD | APV BY: CA |
|-----------------|---------------|---------------|

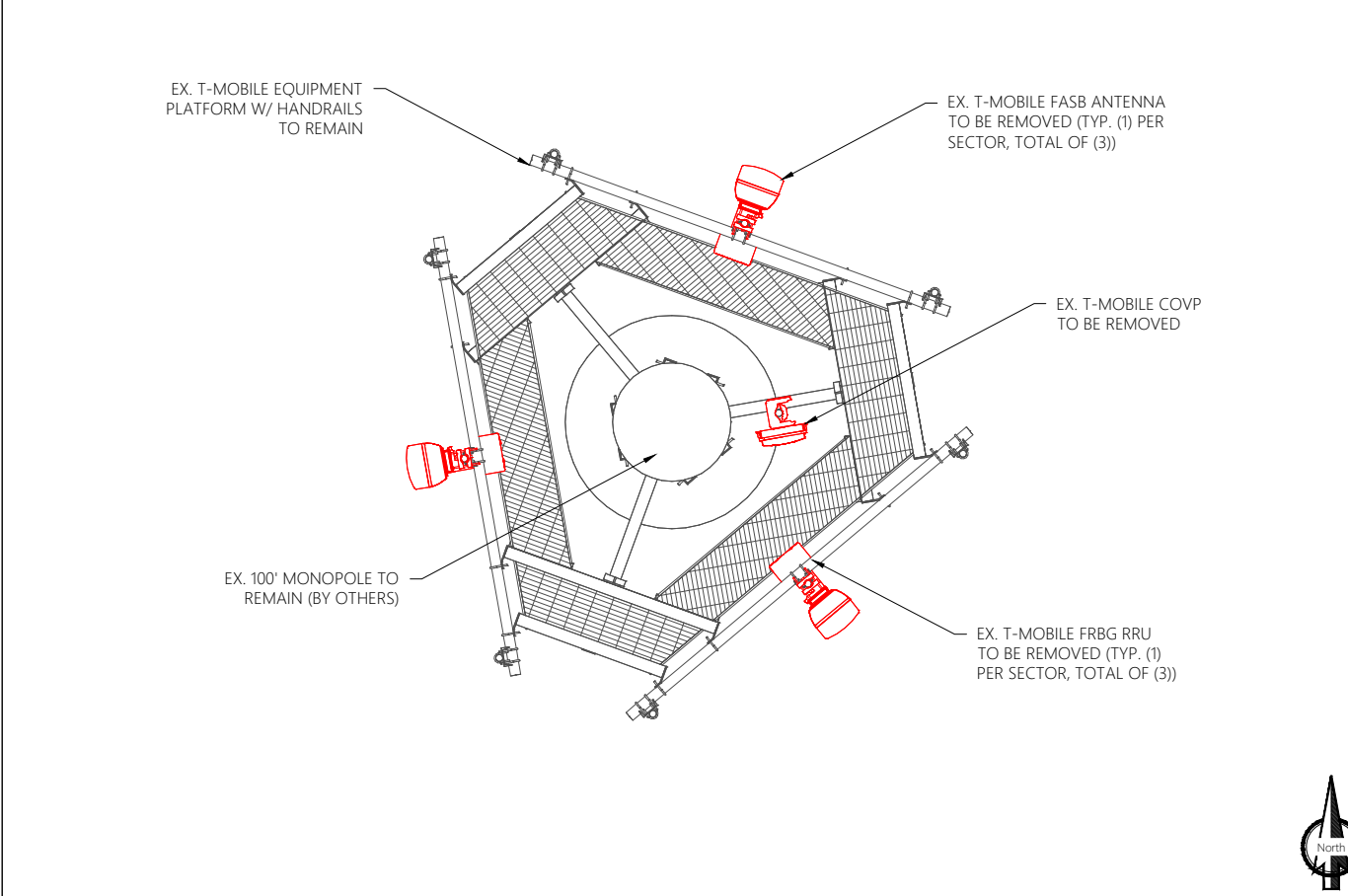
C:\Users\Gary Warts\insite_inco\TMO DENVER - Documents\DN04333A\ANCHOR\M&E\CAD\DN04333A_A and E_ANCHOR.dwg PLOT DATE: 10/15/2020 BY: Gary Warts



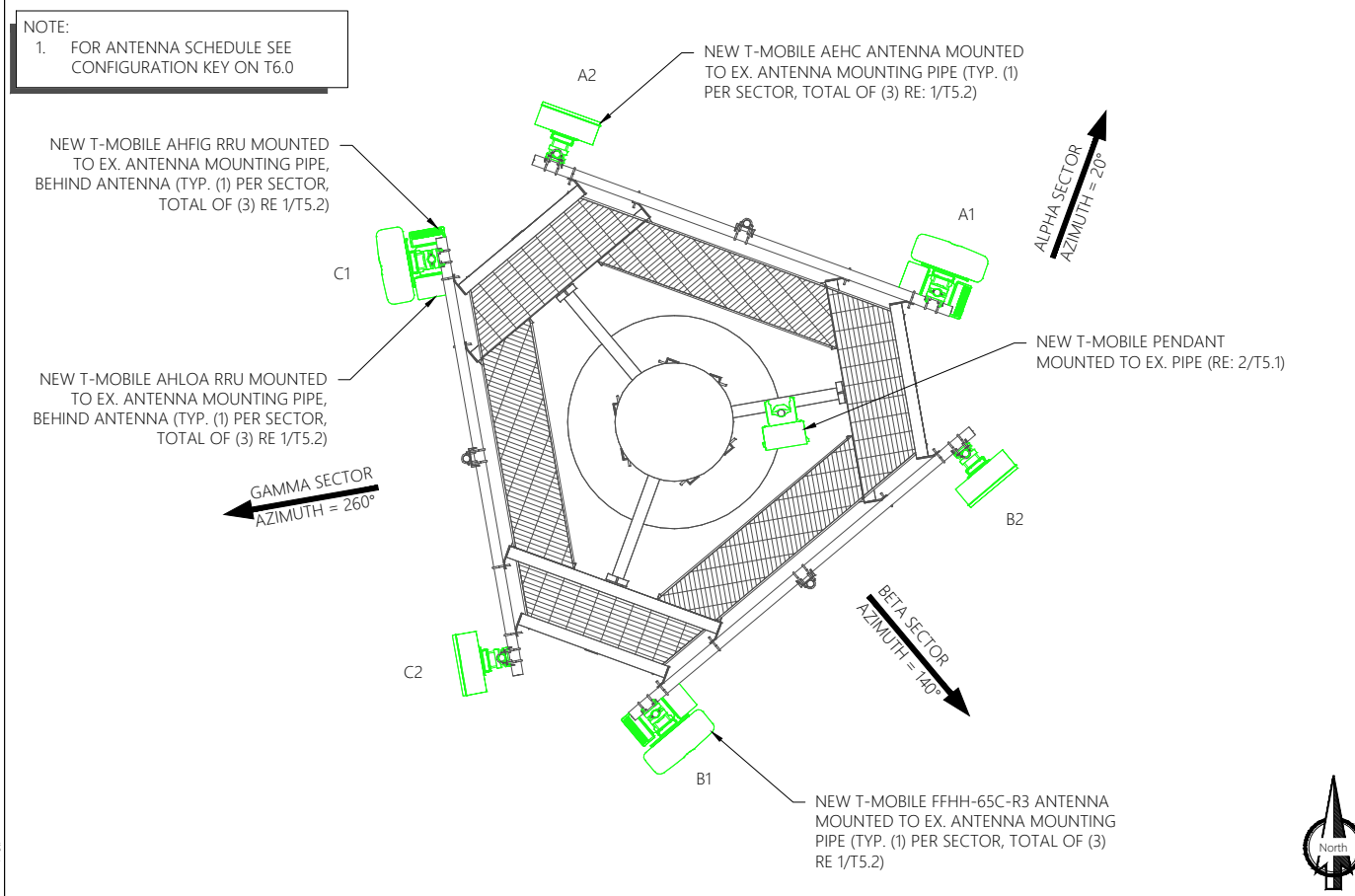
1 EX. EQUIPMENT LAYOUT
 SCALE: 1/4" = 1'-0" (11 X 17) - SCALE: 1/2" = 1'-0" (22 X 34)



2 NEW EQUIPMENT LAYOUT
 SCALE: 1/4" = 1'-0" (11 X 17) - SCALE: 1/2" = 1'-0" (22 X 34)



3 EX. ANTENNA LAYOUT
 SCALE: 3/16" = 1'-0" (11 X 17) - SCALE: 3/8" = 1'-0" (22 X 34)



4 NEW ANTENNA LAYOUT
 SCALE: 3/16" = 1'-0" (11 X 17) - SCALE: 3/8" = 1'-0" (22 X 34)

PRESENTED BY:

T-Mobile

Insite inc.
 Wireless Consulting Services
 15660 MIDWEST RD. SUITE 140 OAKBROOK TERRACE, IL 60181

TeleMtn ENGINEERING

SITE NAME:
WOODMEN ELEMENTARY

SITE ADDRESS:
 8308 DEL RIO ROAD
 PEYTON, CO 80831

SITE COUNTY:
 EL PASO COUNTY

SITE ID:
 DN04333A

REVISIONS

| Rev. | Date | Description | By |
|------|----------|-------------|----|
| 0 | 10.15.20 | PRELIM. | GW |
| 1 | | | |
| 2 | | | |
| 3 | | | |
| 4 | | | |
| 5 | | | |
| 6 | | | |
| 7 | | | |

STAMPING SIGNATURE:

THIS WORK WAS PREPARED BY MYSELF OR UNDER MY SUPERVISION. CONSTRUCTION OF THIS PROJECT WILL BE UNDER MY OBSERVATION. ALL SCALES ARE SET FOR 11X17"

SHEET TITLE:
EX. & NEW EQUIPMENT & ANTENNA LAYOUTS

SHEET NUMBER:
T3.0

DRAWN BY: GW CHK BY: GD APV BY: CA

C:\Users\Gary Watts\insite_inco\TMO_DENVER - Documents\DN04333A\ANCHOR\A&E\CAD\DN04333A_A and E_ANCHOR.dwg PLOT DATE: 10/15/2020 BY: Gary Watts