

COPYRIGHT
THESE PLANS ARE AN INSTRUMENT OF SERVICE AND ARE THE PROPERTY OF GALLOWAY, AND MAY NOT BE DUPLICATED, DISCLOSED, OR REPRODUCED WITHOUT THE WRITTEN CONSENT OF GALLOWAY. COPYRIGHTS AND INFRINGEMENTS WILL BE ENFORCED AND PROSECUTED.



SITE DEVELOPMENT PLAN
LOT 2 CLAREMONT BUSINESS PARK 2
FILING NO. 2
QUALITY BRAND GROUP CO, LLC
PC# 364842
EL PASO COUNTY, CO

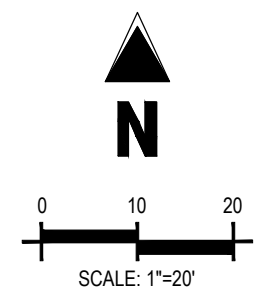
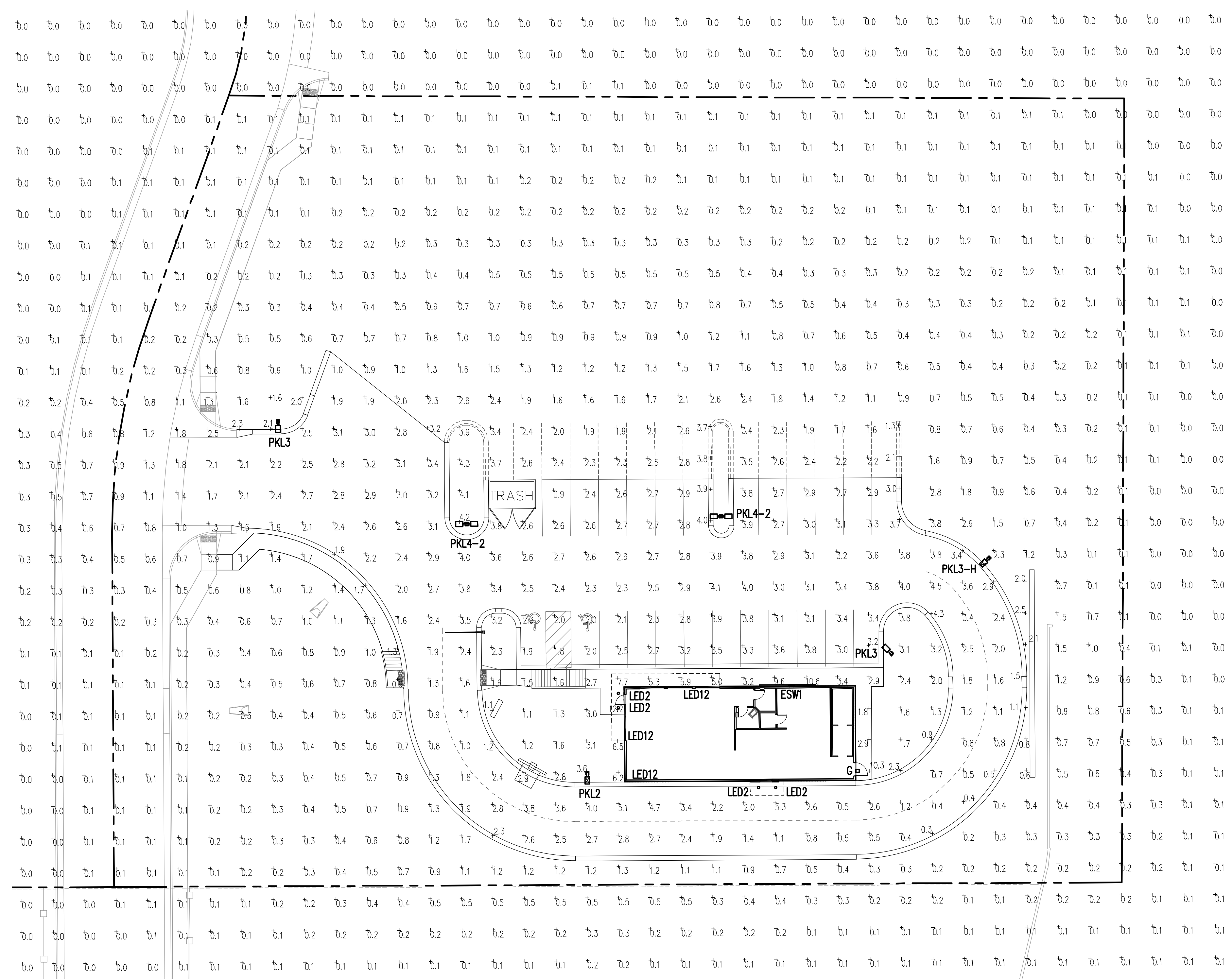
#	Date	Issue / Description	Init.

Project No: QBG00005.20
Drawn By: TR
Checked By: BH
Date: October XX, 2023

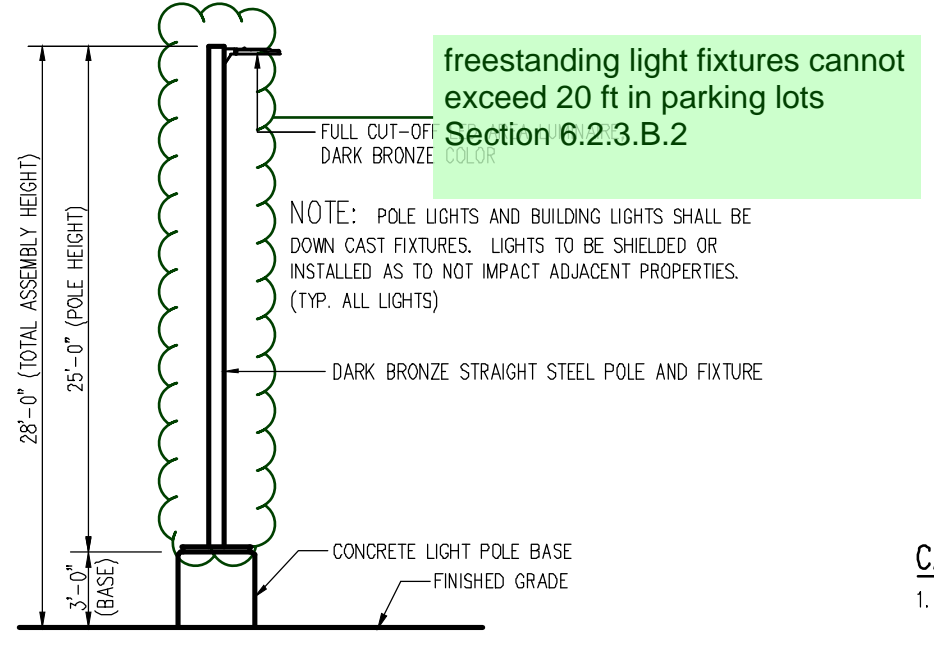
PHOTOMETRIC PLAN

PP1.0

FILE NUMBER: PPR2345



1 PHOTOMETRIC SITE PLAN
SCALE: 1"=20'-0"



2 AREA LIGHT DETAIL
SCALE: NOT TO SCALE

CAUTION - NOTICE TO CONTRACTOR

- ALL UTILITY LOCATIONS SHOWN ARE BASED ON MAPS PROVIDED BY THE APPROPRIATE UTILITY COMPANY AND FIELD SURFACE EVIDENCE AT THE TIME OF SURVEY AND IS TO BE CONSIDERED AN APPROXIMATE LOCATION ONLY. IT IS THE CONTRACTOR'S RESPONSIBILITY TO FIELD VERIFY THE LOCATION OF ALL UTILITIES, PUBLIC OR PRIVATE, WHETHER SHOWN ON THE PLANS OR NOT, PRIOR TO CONSTRUCTION. REPORT ANY DISCREPANCIES TO THE ENGINEER PRIOR TO CONSTRUCTION.
- WHERE A PROPOSED UTILITY CROSSES AN EXISTING UTILITY, IT IS THE CONTRACTOR'S RESPONSIBILITY TO FIELD VERIFY THE HORIZONTAL AND VERTICAL LOCATION OF SUCH EXISTING UTILITY, EITHER THROUGH POT-HOLING OR ALTERNATIVE METHOD. REPORT INFORMATION TO THE ENGINEER PRIOR TO CONSTRUCTION.

LABEL	UNITS	AVG	MAX	MIN	MAX/MIN
PARKING	FC	2.90	4.0	0.9	4.44:1
DRIVES AND TRASH ENCLOSURE	FC	2.54	4.1	0.8	5.13:1
DRIVE-THRU LANE & PICK-UP WINDOW	FC	2.04	5.3	0.6	8.83:1
BUILDING SURROUNDS AND LIFE SAFETY PATH	FC	4.84	12.2	1.5	8.13:1

MARK	SYMBOL	QTY	LAMP	HEIGHT	LLF	LUMENS	WATTS	MODEL #	DESCRIPTION
EW1	[Symbol]	1	LED	9'-0" WALL	1.0	2,049	28	WP-LED227-30-AGH	WAC LIGHTING, EXTERIOR WALK PACK, GRAY COLOR, 3000K CCT
G	[Symbol]	1	LED	9'-0" WALL	1.0	2,135	18.2	XTOR2B	COOPER LIGHTING, CROSSTOUR WALL LUMINAIRE, 18 WATTS, 5000K, BRONZE COLOR
LED-2	[Symbol]	4	LED	10'-8" RECESSED	1.0	814	11.8	DRDH-R-4/DRD2M-10-9-40/DRD2T-R-4-S-W	ATTAINLED/DZF LIGHTING, 4" ROUND CANOPY DOWNLIGHT, 4000K, WHITE FINISH
LED-12	[Symbol]	TBD	LED	10'-8" RECESSED	1.0	308/FT	3.7/FT	DI-120V-1NFBSC3-35-LENGTH-MTCH	DIODE LED 120V LED STRIP LIGHT, 3500K, RECESSED MOUNTED UN CHANNEL UNDERNEATH STEEL CHANNEL, TOTAL LENGTH TO BE DETERMINED
PKL3	[Symbol]	2	LED	28'-0" POLE	1.0	13,163	96	PRV-C25-D-UNV-13-SA-B2	COOPER LIGHTING, PREVAL SITE LUMINAIRE, C25 LIGHT ENGINE, 4000K, TYPE II DISTRIBUTION, STANDARD ARM, BRONZE COLOR
PKL3-H	[Symbol]	1	LED	28'-0" POLE	1.0	11,975	96	PRV-C25-D-UNV-13-SA-B2-HSS	COOPER LIGHTING, PREVAL SITE LUMINAIRE, C25 LIGHT ENGINE, 4000K, TYPE II DISTRIBUTION, STANDARD ARM, BRONZE COLOR WITH REAR SHIELD
PKL2	[Symbol]	1	LED	28'-0" POLE	1.0	13,205	96	PRV-C25-D-UNV-12-SA-B2	COOPER LIGHTING, PREVAL SITE LUMINAIRE, C25 LIGHT ENGINE, 4000K, TYPE II DISTRIBUTION, STANDARD ARM, BRONZE COLOR
PKL4-2	[Symbol]	2	LED	28'-0" POLE	1.0	13,140	192	(2) PRV-C25-D-UNV-T4-SA-B2	COOPER LIGHTING, PREVAL SITE LUMINAIRE, C25 LIGHT ENGINE, 4000K, TYPE IV DISTRIBUTION, STANDARD ARM, BRONZE COLOR

CONTRACTOR TO VERIFY ALL EQUIPMENT WITH OWNER AND ARCHITECT BEFORE PROCEEDING.
FIXTURES PKL3, PKL3-H, PKL2, AND PKL4-2 MOUNTED ON 25'-0" POLE ON 3'-0" CONCRETE BASE. TOTAL ASSEMBLY HEIGHT 28'-0"

