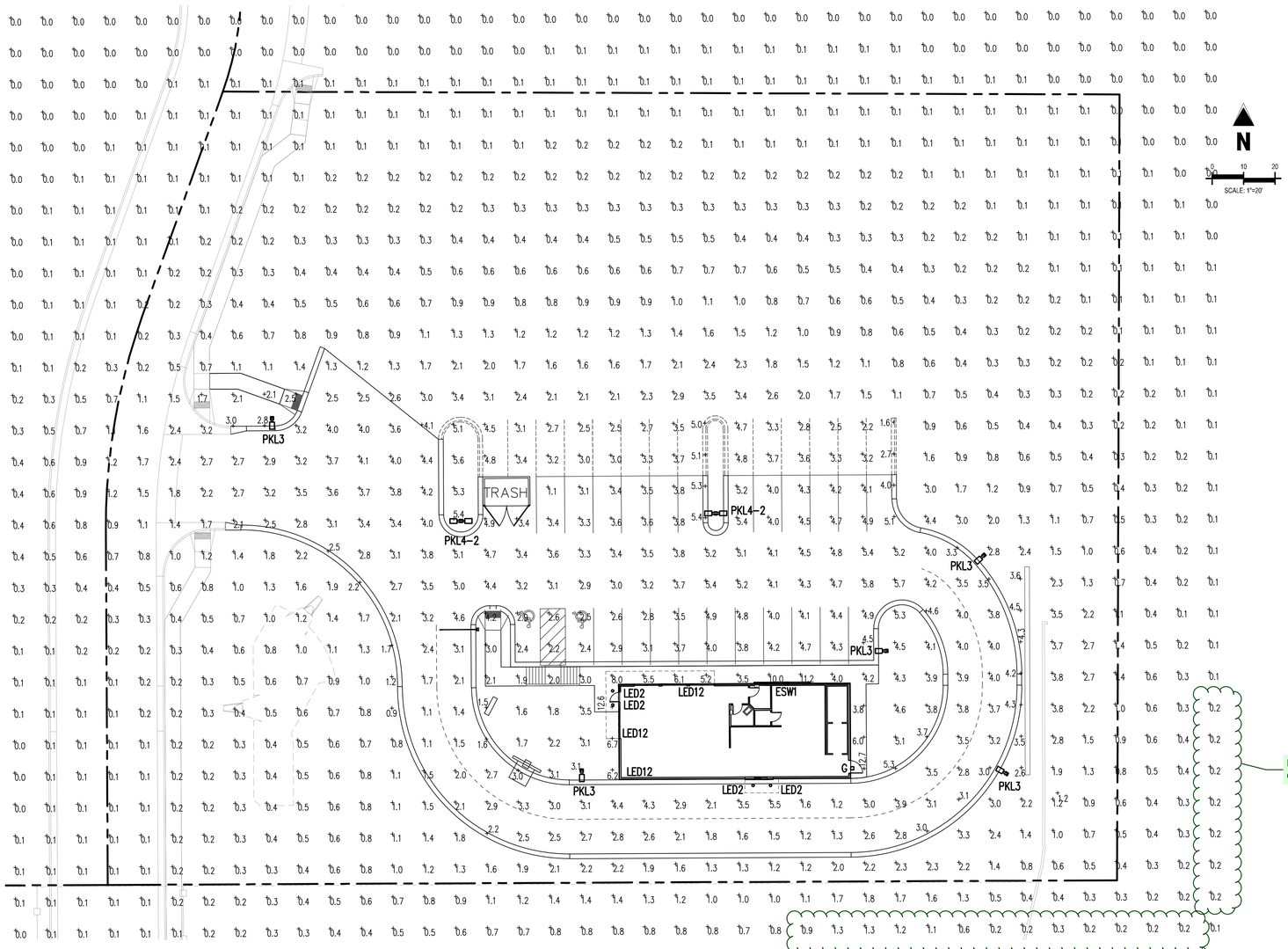

Please remove.

Lighting shall not exceed 0.1 candles

Since these are close to the road = light candle levels must not exceed 0.1

1 PHOTOMETRIC SITE PLAN
SCALE: 1"=20'-0"

Please include:
-height of all illumination devices
.pole height
.height at which illumination devices are placed

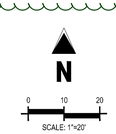

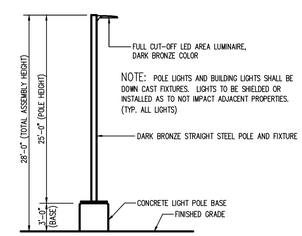

2 AREA LIGHT DETAIL
SCALE: NOT TO SCALE

CALCULATION SUMMARY

LABEL	UNITS	AVG	MAX	MIN	MAX/MIN
PARKING	FC	3.83	5.4	1.1	4.91:1
DRIVES AND TRASH ENCLOSURE	FC	3.37	5.8	1.1	5.27:1
DRIVE-THRU LANE & PICK-UP WINDOW	FC	2.90	5.5	1.1	5.00:1
BUILDING SURROUNDS AND LIFE SAFETY PATH	FC	5.48	12.7	1.9	6.68:1

LUMINAIRE SCHEDULE

MARK	SYMBOL	QTY	LAMP	HEIGHT	LLF	LUMENS	WATTS	MODEL #	DESCRIPTION
EWS1		1	LED	9'-0" WALL	1.0	2,049	28	WP-LED227-30-AGH	WAC LIGHTING, EXTERIOR WALK PACK, GRAY COLOR, 3000K CCT
G		1	LED	9-0" WALL	1.0	2,135	18.2	XTOR2B	COOPER LIGHTING, CROSSTOUR WALL LUMINAIRE, 18 WATTS, 5000K, BRONZE COLOR
LED-2		4	LED	10'-8" RECESSED	1.0	814	11.8	DRDH-R-4/DRD2M-10-9-40/DRD2T-R-4-S-W	ATTAINLED/DMF LIGHTING, 4" ROUND CANOPY DOWNLIGHT, 4000K, WHITE FINISH
LED-12		TBD	LED	10'-8" RECESSED	1.0	308/ft	3.7/ft	DI-120V-INFBSC3-35-LENGTH-MTCH	DIODE LED 120v LED STRIP LIGHT, 3500K, RECESSED MOUNTED UN CHANNEL UNDERNEATH STEAL CHANNEL, TOTAL LENGTH TO BE DETERMINED
PKL3		5	LED	28'-0" POLE	1.0	17,144	131	PRV-C40-D-UNV-T3-SA-BZ	COOPER LIGHTING, PREVAIL SITE LUMINAIRE, C40 LIGHT ENGINE, 4000K, TYPE III DISTRIBUTION, STANDARD ARM, BRONZE COLOR
PKL4-2		2	LED	28'-0" POLE	1.0	17,081	262	(2) PRV-C40-D-UNV-T4-SA-BZ	COOPER LIGHTING, PREVAIL SITE LUMINAIRE, C40 LIGHT ENGINE, 4000K, TYPE IV DISTRIBUTION, STANDARD ARM, BRONZE COLOR

CONTRACTOR TO VERIFY ALL EQUIPMENT WITH OWNER AND ARCHITECT BEFORE PROCEEDING
FIXTURES PKL3 AND PKL4-2 MOUNTED ON 25' POLE ON 3'-0" CONCRETE BASE. TOTAL ASSEMBLY HEIGHT 28'-0"

CAUTION – NOTICE TO CONTRACTOR

1. ALL UTILITY LOCATIONS SHOWN ARE BASED ON MAPS PROVIDED BY THE APPROPRIATE UTILITY COMPANY AND FIELD SURFACE EVIDENCE AT THE TIME OF SURVEY AND IS TO BE CONSIDERED AN APPROXIMATE LOCATION ONLY. IT IS THE CONTRACTOR'S RESPONSIBILITY TO FIELD VERIFY THE LOCATION OF ALL UTILITIES, PUBLIC OR PRIVATE, WHETHER SHOWN ON THE PLANS OR NOT, PRIOR TO CONSTRUCTION. REPORT ANY DISCREPANCIESTO THE ENGINEER PRIOR TO CONSTRUCTION.
2. WHERE A PROPOSED UTILITY CROSSES AN EXISTING UTILITY, IT IS THE CONTRACTOR'S RESPONSIBILITY TO FIELD VERIFY THE HORIZONTAL AND VERTICAL LOCATION OF SUCH EXISTING UTILITY, EITHER THROUGH POTHOLING OR ALTERNATIVE METHOD. REPORT INFORMATION TO THE ENGINEER PRIOR TO CONSTRUCTION.

FILE NUMBER:
PPR2345

Galloway
5500 Greenwood Plaza Blvd., Suite 200
Greenwood Village, CO 80111
303.770.8884
GallowayUS.com

PRELIMINARY
NOT FOR BIDDING
NOT FOR CONSTRUCTION

COPYRIGHT
THESE PLANS ARE AN INSTRUMENT OF SERVICE AND ARE THE PROPERTY OF GALLOWAY, AND MAY NOT BE DUPLICATED, DISCLOSED, OR REPRODUCED WITHOUT THE WRITTEN CONSENT OF GALLOWAY. COPYRIGHTS AND INFRINGEMENTS WILL BE ENFORCED AND PROSECUTED.

SITE DEVELOPMENT PLAN
LOT 2 CLAREMONT BUSINESS PARK 2
FILING NO. 2
QUALITY BRAND GROUP CO, LLC

PC# 364842
EL PASO COUNTY, CO

#	Date	Issue / Description	Init.

Project No:	QBG00005.20
Drawn By:	TR
Checked By:	BH
Date:	October XX, 2023

PHOTOMETRIC PLAN

PP1.0

H:\Quality Brand Group, LLC\01 El Paso County_QBG00005_Brian Hoffer\8 Miscellaneous\01.01\1\Plans\QBG00005-P1.dwg, Plan, Lee Gallaway, 10/27/2023

Project		Catalog #		Type	PKL3 & PKL4-2
Prepared by		Notes		Date	

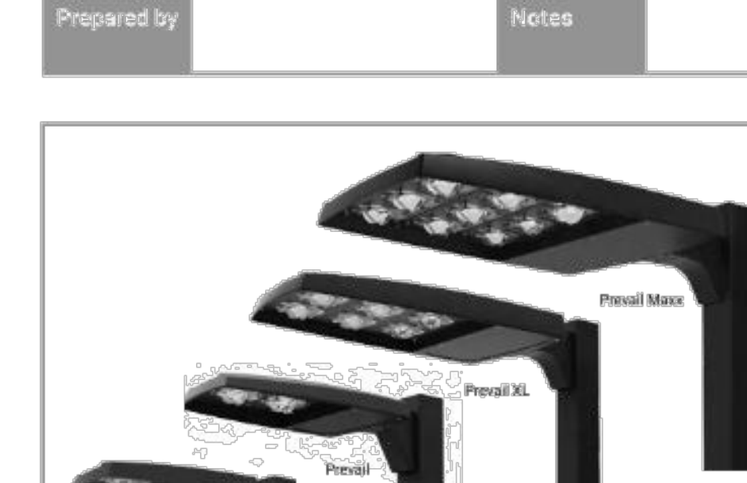

Lumark
Prevail LED

Area / Site Luminaire

Product Features

Interactive Menu
- Ordering Information page 2
- Mounting Details page 3, 4
- Optical Configurations page 5
- Product Specifications page 5
- Energy and Performance Data page 6, 7
- Control Options page 8

Product Certifications

Quick Facts
- Lumen packages range from 4,800 - 84,000 lumens (35W - 588W)
- Replaces 70W up to 1,000W HID equivalents
- Efficacies up to 160 lumens per watt
- Energy and maintenance savings up to 85% versus HID solutions
- Standard universal quick mount arm with universal drill pattern

Connected Systems
- WaveLinx

Dimensional Details

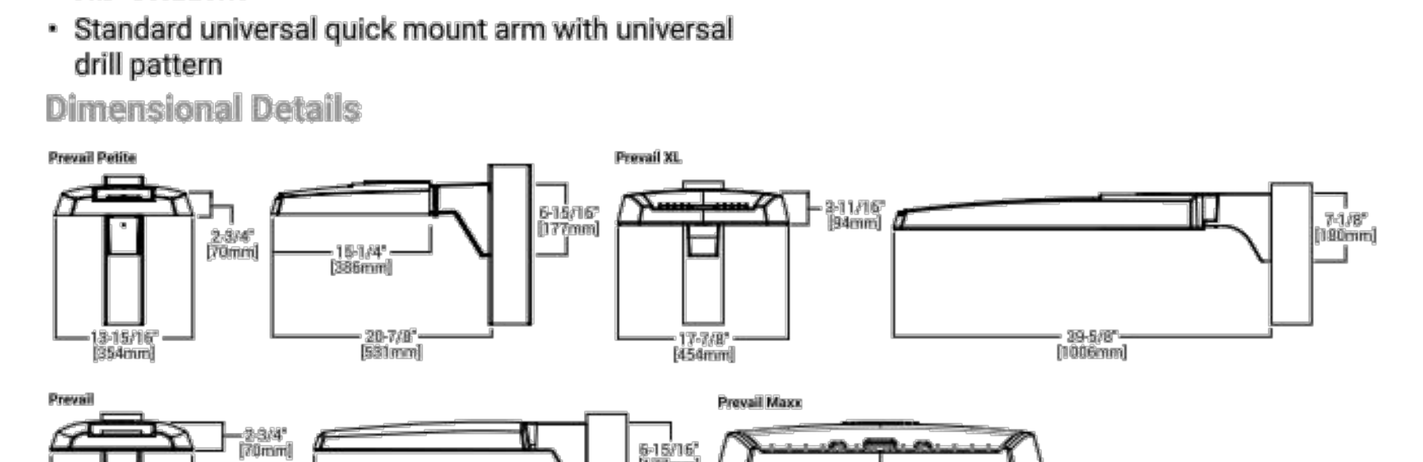

NOTES:
1. Visit https://www.designlights.org/search/ to confirm qualification. Not all product variations are DLC qualified.
2. IDA Certified for 3000K CCT and warmer only.

COOPER Lighting Solutions — PS500001EN page 1 June 28, 2023 12:47 PM

Lumark — Prevail LED
Ordering Information
SAMPLE NUMBER: PRV-XL-C75-D-UNV-T4-SA-BZ

Product Family	Light Engine	Color Temperature	Driver	Voltage	Distribution	Mounting	Color
PRV-P=Prevail Petite; BAA-PRV-P=Prevail Petite BAA Compliant; TAA-PRV-P=Prevail Petite TAA Compliant	C10=(1 LED) 4,900 Nominal Lumens; C15=(1 LED) 6,900 Nominal Lumens; C20=(1 LED) 9,800 Nominal Lumens; C25=(1 LED) 11,800 Nominal Lumens	740=70CRI, 4000K; 727=70CRI, 2700K; 730=70CRI, 3000K; 750=70CRI, 5000K; 8540=85CRI, 4000K	D=Dimming (0-10V)	UNV=Universal (120-277V); H=High Voltage, 347-480V; 8=480V; 9=347V; DV=DuraVolt (277-480V)	T2=Type II; T3=Type III; T4=Type IV; T5=Type V	SA=QM Standard Versatile Arm; MA=QM Mast Arm; FMA=Fixed Mast Arm; WM=QM Wall Mount Arm; ADJA-WM=Adjustable Arm–Wall Mount; ADJA=Adjustable Arm–Pole Mount; ADJS=Adjustable Arm–Slipfitter, 3" vertical tenon; SP2=Adjustable Arm–Slipfitter, 2 3/8" vertical tenon	BZ=Bronze; AP=Grey; BK=Black; DP=Dark Platinum; GM=Graphite Metallic; WH=White
PRV=Prevail; BAA-PRV=Prevail BAA Compliant; TAA-PRV=Prevail TAA Compliant	C15=(1 LED) 7,100 Nominal Lumens; C25=(2 LEDs) 13,100 Nominal Lumens; C40=(2 LEDs) 17,100 Nominal Lumens; C60=(2 LEDs) 20,000 Nominal Lumens						
PRV-XL=Prevail XL; BAA-PRV-XL=Prevail XL BAA Compliant; TAA-PRV-XL=Prevail XL TAA Compliant	C75=(4 LED) 26,100 Nominal Lumens; C100=(4 LED) 31,000 Nominal Lumens; C125=(4 LED) 36,000 Nominal Lumens; C150=(6 LED) 41,100 Nominal Lumens; C175=(6 LED) 48,600 Nominal Lumens						
PRV-M=Prevail Maxx; BAA-PRV-M=Prevail Maxx BAA Compliant; TAA-PRV-M=Prevail MaxxTAA Compliant	C200=(9 LED) 48,000 Nominal Lumens; C225=(9 LED) 56,000 Nominal Lumens; C250=(9 LED) 65,000 Nominal Lumens; C275=(9 LED) 73,000 Nominal Lumens						

Options (Add as Suffix) / Accessories (Order Separately)

LumenSafe Integrated Network Security Camera Technology Options (Add as Suffix)

Product Family	Camera Type	Data Backhaul		
L=LumenSafe Technology	H=Dome Camera, High Res; Z=Dome Camera, Remote PTZ	C=Cellular, Customer Installed SIM Card; A=Cellular, Factory Installed AT&T SIM Card	V=Cellular, Factory Installed Verizon SIM Card; S=Cellular, Factory Installed Sprint SIM Card	E=Ethernet Networking

Stock Ordering Information

Product Family	Light Engine	Voltage	Distribution
PRVS=Prevail	C15=(1 LED) 7,100 Nominal Lumens; C25=(2 LEDs) 13,100 Nominal Lumens; C40=(2 LEDs) 17,100 Nominal Lumens; C60=(2 LEDs) 20,000 Nominal Lumens	UNV=Universal (120-277V); 347=347V	T3=Type III; T4=Type IV
PRVS-XL=Prevail XL	C75=(4 LED) 26,100 Nominal Lumens; C100=(4 LED) 31,000 Nominal Lumens; C125=(4 LED) 36,000 Nominal Lumens; C150=(6 LED) 41,100 Nominal Lumens; C175=(6 LED) 48,600 Nominal Lumens		

NOTES:
1. All stock configurations are standard 4000K/70CRI, bronze finish, and include the standard versatile mounting arm.
2. Only available in PRVS configurations C15, C25, C40 or C60.

COOPER Lighting Solutions — PS500001EN page 2 June 28, 2023 12:47 PM

HAWK - model: WP-LED2
Endurance Wallpack

WAC LIGHTING — Responsible Lighting®

Fixture Type: EWS1
Catalog Number:
Project:
Location:

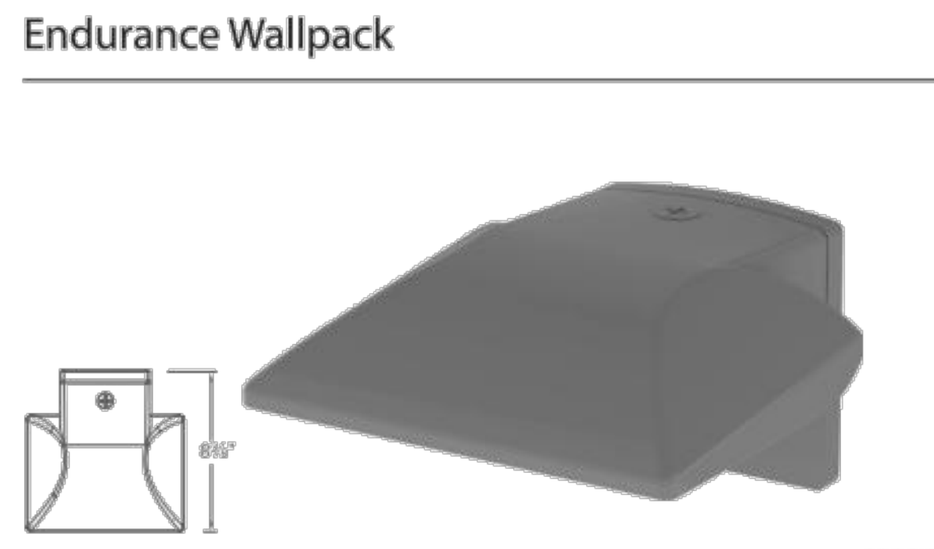

PRODUCT DESCRIPTION
Die cast aluminum factory sealed housings with patent pending design for a water and dust proof IP66 rated outdoor luminaire

FEATURES
- Factory-Sealed LED Light Engine
- Die-Cast Aluminum Construction
- 20° Forward Throw Illumination
- Photo/Motion Sensor Compatible (Sold Separately)
- Built-In Level For Easy Adjustment
- Suitable to install in all directions
- Multi-Function Dimming: ELV (120V) or 0-10V
- 85 CRI
- 100,000 hour rated life

SPECIFICATIONS
Construction: Die-cast aluminum
Power: Integral driver in luminaire. Universal voltage input (120V-277V)
Dimming: 100% - 30% with 0 - 10V dimmer (120V - 277V)
100% - 15% with Electronic Low Voltage (ELV) dimmer (120V only)
Finish: Architectural Bronze, Graphite, and White
Standards: IP66, Wet Location, ETL & cETL Listed
Total Harmonic Distortion: 35%
Operating Temperature: -40°C (-40°F) to 40°C (104°F)

PHOTOMETRY
— Left Plane ---- Front Plane

ORDER NUMBER

	Power	Comparable	Color Temp		Delivered Lumens	CBCP	Finish	
WP-LED219	19W	39W HID	30	3000K	1345	1022	aBZ	Architectural Bronze
			50	5000K	1435	1056	aGH	Architectural Graphite
WP-LED227	27W	70W HID	30	3000K	2050	1436	aWT	Architectural White
			50	5000K	2095	1478		

Example: WP-LED219-30-GH

ACCESSORIES

Motion Sensor (120V)	MS-120-BZ Bronze; MS-120-GY Gray; MS-120-WT White	Photo Sensor (120V)	PC-120-BZ Bronze; PC-120-GY Gray; PC-120-WT White

WAC Lighting, www.waclighting.com, Phone (800) 526.2588 • Fax (800) 526.2585
Headquarters/Eastern Distribution Center, 44 Harbor Park Drive • Port Washington, NY 11050, Phone (516) 515.5000 • Fax (516) 515.5050
Western Distribution Center, 1750 Archibald Avenue • Ontario, CA 91760, Phone (800) 526.2588 • Fax (800) 526.2585

WAC Lighting retains the right to modify the design of our products at any time as part of the company's continuous improvement program. AUG 2017

Type LED-12

diode led® — INFINILINE® 120V LED Strip Light
SPECIFICATION SHEET

Item #
Project

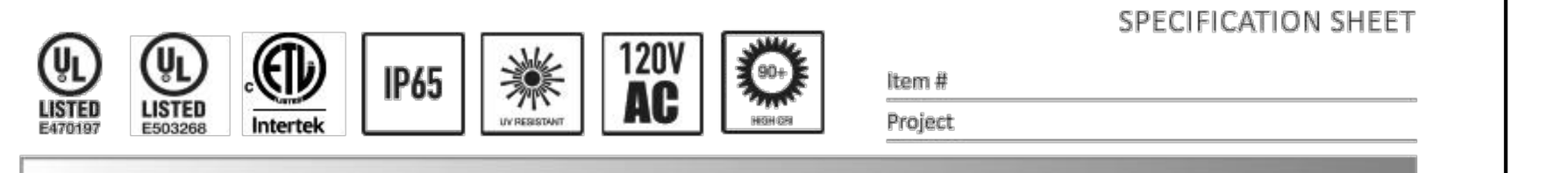

		INFINILINE®
Voltage/Wattage		120VAC / 3.7W/ft.
Lumens[1]	2700K	289 Lm/ft.
	3000K	300 Lm/ft.
	3500K	308 Lm/ft.
	4200K	351 Lm/ft.
Max. Run[2]		164 feet
Custom Produced		See Page 2
LED Chips		21/foot
CRI		90+
Field Cuttable		No
Dimensions		0.63 x 0.31 in. (W x H)
Environment		Outdoor / Wet Location / IP65
Certification		UL Listed (US) , ETL Listed (Canada)
Dimmable		Yes (Hardwire only), down to 10% using Lutron DVELV-300P, NTELV-300, or NTF-10 Dimmers
Warranty		5-Year Standard, 2-Year Deep Cold[3]

SPECIFICATIONS
- LED Chip Type: 2835
- LED Chip Beam Angle: 120°
- Luminous Efficacy[4] (lm/w): ~80-90
- Mounting: Mounting Clips / Mounting Channel
- Connections[5]: 60 in. Plug-In, 15 ft. Hardwired
- Ambient Temp[6]: -43 ~ 122°F (-42 ~ 50°C) (Control system must be used to turn on lights when temperature drops below -5°F[3])
- Environment[6]: Outdoor / Wet location / Indoor / Deep Cold[3]
- UV Resistance: Yes but may still degrade over time
- Jacket Material: PVC, UL94 5VA Rated

COMPLIANCE & REGULATORY APPROVALS
Safety
- UL Listed 2388 Flexible Lighting Products. File # E470197
- UL Listed 1598 Surface Mount Luminaires. File # E503268
- ETL Certified, Canada - UL stnd. 1598 Surface Mount Luminaires (Hardwired only)

SKU Builder: DI - 120V - INFBSC3 [ ] - TBD - TBD - [ ]

Voltage	Model	Color Temp	Connection	SKU Length	Mounting
120V	INFBSC3	27 (2700K); 30 (3000K); 35 (3500K); 42 (4200K)	- (Plug-In); H (Hardwire)	SEE PAGE 2	MTCL (Mounting Clips); RTCL* (Rotating Mounting Clips); MTCH (Channel)

Example: DI-120V-INFBSC335-H-240= Diode, 120 Volt, INFINILINE®, 4200K CCT, Hardwire lead, 20 feet custom cut.

**Rotating Mounting Clips must be used with Hardwire installations to retain UL Listing.*

© 2021 Elemental LED Inc. All rights reserved. Specifications are subject to change without notice.
Toll Free: 877.817.6028 | Fax: 415.592.1596 | www.DiodeLED.com | info@DiodeLED.com
SPEC SHEET | INFINILINE® 120V LED Strip Light | SS060121-6.0 | 1 OF 5

INFINILINE® 120V LED Strip Light
SPECIFICATION SHEET

ADDITIONAL ACCESSORIES

Accessories listed below fully support our Tape Light product line. Further information on these products and more accessories can be found in our latest catalog or online at www.DiodeLED.com.

Visit the product page at www.DiodeLED.com for installation guides, .IES files, voltage drop charts, and LM-79 reports.

SKU	DESCRIPTION
DI-INF-MTCL-5	MOUNTING CLIP (5 PACK) Small clip used to secure INFINILINE® LED Strip Light. Includes 5 clips and 5 screws. (Sold Separately)
DI-INF-RTCL-2	MOUNTING CLIP (2 PACK) Small clip used to secure INFINILINE® LED Strip Light for post-installation adjustability. Includes 2 clips and 2 screws. (Must be utilized with mounting channel). (Sold Separately)
DI-INF-MTCH	MOUNTING CHANNEL Cuttable channel used to secure INFINILINE® LED Strip Light. (Sold Separately)

MECHANICAL DIAGRAMS

INFINILINE® Mounting Clip **DI-INF-MTCL-5**

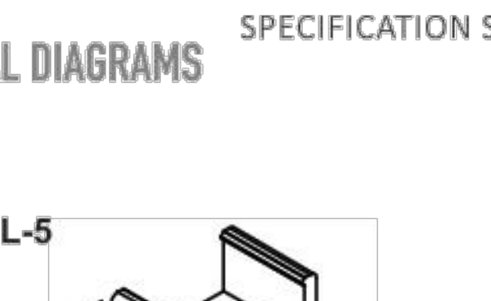

INFINILINE® Rotating Mounting Clip *(Included with Hardwired Infiniline orders) (Must be utilized with mounting channel)* **DI-INF-RTCL-2**

INFINILINE® Mounting Channel **DI-INF-MTCH**

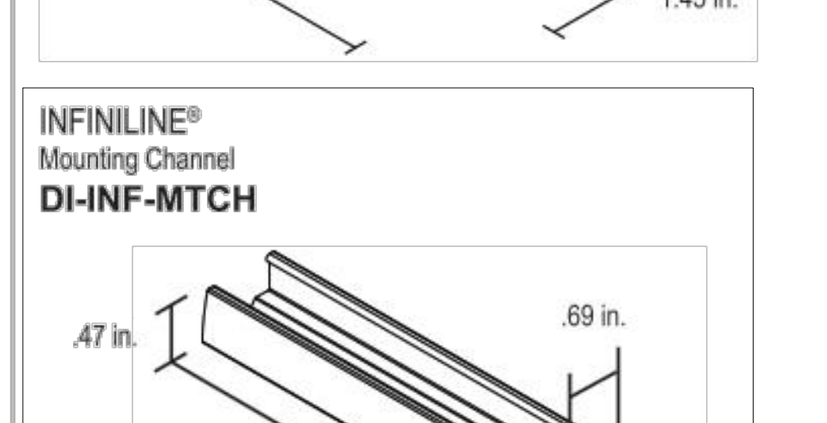

1. LED chips have a luminous flux range with a tolerance of +/- 5%.
2. Each maximum run requires a dedicated power feed. Do not extend beyond the recommended maximum run length.
3. Deep Cold applications are warrantied for 2 years. Out of warranty condition is a greater than 25% loss of light output from initial installation.
4. Actual efficacy value is dependent on specified LED driver (power supply). An estimated efficacy value can be calculated as follows: Lumen value divided by average power consumption per foot.
5. Wire leads and accessories are not rated for in-wall installation unless otherwise noted.
6. Do not install product in an environment outside the listed ambient temperature. Exceeding the maximum ambient temperature may damage LED chips, reduce the total lamp life, lumen output, and/or adversely impact color consistency.
7. Operating temperature is measured according to the minimum and maximum ambient temperature environment.
8. Do not install in environment where LED chips are exposed to direct sunlight as damage to the phosphor will occur.

SPEC SHEET | INFINILINE® 120V LED Strip Light | SS060121-6.0 | 4 OF 5

Lumark — XTOR CROSSTOUR LED

Catalog #		Type
Project		G
Comments		Date
Prepared by		

DESCRIPTION
The patented Lumark Crosstour™ LED Wall Pack Series of luminaries provides an architectural style with super bright, energy efficient LEDs. The low-profile, rugged die-cast aluminum construction, universal back box, stainless steel hardware along with a sealed and gasketed optical compartment make the Crosstour impervious to contaminants. The Crosstour wall luminaire is ideal for wall/surface, inverted mount for façade/canopy illumination, post/bollard, site lighting, floodlight and low level pathway illumination including stairs. Typical applications include building entrances, multi-use facilities, apartment buildings, institutions, schools, stairways and loading docks test.

SPECIFICATION FEATURES

Construction
Slim, low-profile LED design with rugged one-piece, die-cast aluminum hinged removable door and back box. Matching housing styles incorporate both a small and medium design. The small housing is available in 12W, 18W and 26W. The medium housing is available in the 38W model. Patented secure lock hinge feature allows for safe and easy tool-less electrical connections with the supplied push-in connectors. Back box includes three half-inch, NPT threaded conduit entry points. The universal back box supports both the small and medium forms and mounts to standard 3-1/2" to 4" round and octagonal, 4" square, single gang and masonry junction boxes. Key hole gasket allows for adaptation to junction box or wall. External fin design extracts heat from the fixture surface. One-piece silicone gasket seals door and back box. Minimum 5" wide pole for site lighting application. Not recommended for car wash applications.

Optical
Silicone sealed optical LED chamber incorporates a custom engineered mirrored anodized reflector providing high-efficiency illumination. Optical assembly includes impact-resistant tempered glass and meets IESNA requirements for full cutoff compliance. Available in seven lumen packages; 5000K, 4000K and 3000K CCT.

Electrical
LED driver is mounted to the die-cast housing for optimal heat sinking. LED thermal management system incorporates both conduction and natural convection to transfer heat rapidly away from the LED source. 12W, 18W, 26W and 38W series operate in -40°C to 40°C [-40°F to 104°F]. High ambient 50°C models available. Crosstour luminaires maintain greater than 89% of initial light output after 72,000 hours of operation. Three half-inch NPT threaded conduit entry points allow for thru-branch wiring. Back box is an authorized electrical wiring compartment. Integral LED electronic driver is standard 0-10V dimming. 120-277V 50/60Hz or 347V 60Hz models.

Finish
Crosstour is protected with a Super durable TGIC carbon bronze or summit white polyester powder coat paint. Super durable TGIC powder coat paint finishes withstand extreme climate conditions while providing optimal color and gloss retention of the installed life. Options to meet Buy American and other domestic preference requirements.

Warranty
Five-year warranty.



XTOR
CROSSTOUR LED

APPLICATIONS:
WALL / SURFACE
POST / BOLLARD
LOW LEVEL
FLOODLIGHT
INVERTED
SITE LIGHTING

DIMENSIONS / **ESCUTCHEON PLATES**

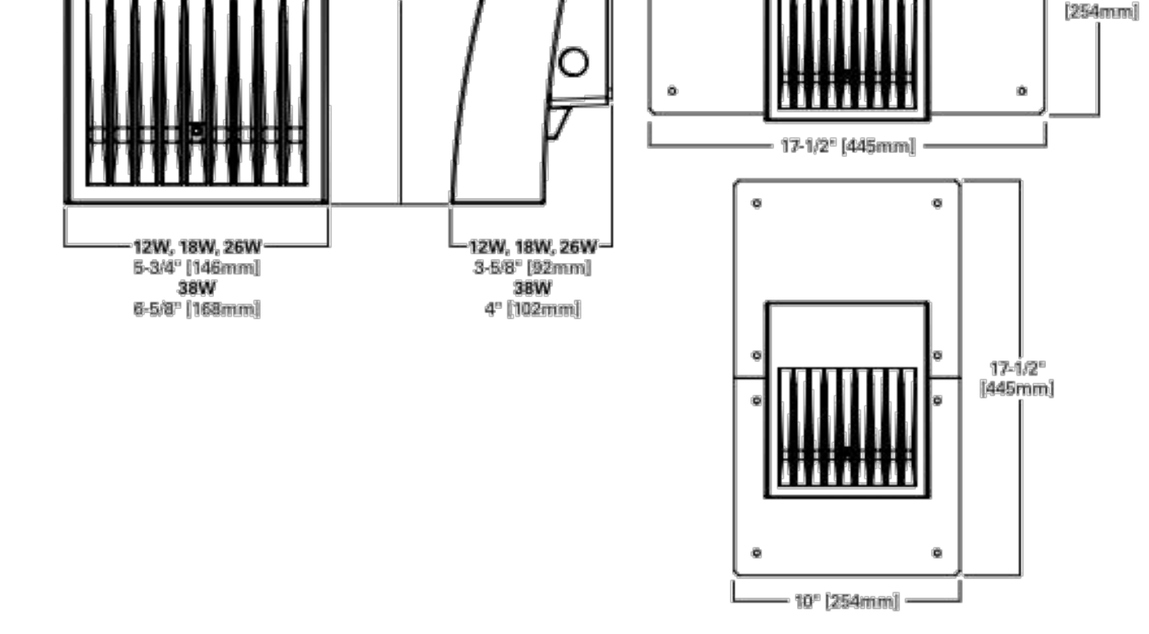

CERTIFICATION DATA
Dark Sky Approved (Fixed mount, Full cutoff, and 3000K CCT only)
UL/cUL Wet Location Listed
LM79 / LM80 Compliant
ROHS Compliant
ADA Compliant
NOM Compliant Models
IP66 Ingressed Protection Rated
Title 24 Compliant
DesignLights Consortium® Qualified*

TECHNICAL DATA
40°C Maximum Ambient Temperature
External Supply Wiring 90°C Minimum

EPA
Effective Projected Area (Sq. Ft.):
XTOR1B, XTOR2B, XTOR3B=0.34
XTOR4B=0.45

SHIPPING DATA:
Approximate Net Weight:
3.7 – 5.25 lbs. [1.7 – 2.4 kgs.]

*www.designlights.org — COOPER Lighting Solutions — TD514013EN December 14, 2021 5:27 PM

page 3 — XTOR CROSSTOUR LED

ORDERING INFORMATION
Sample Number: XTOR2B-W-WT-PC1

Series[1]	LED Kelvin Color	Housing Color	Options (Add as Suffix)	Accessories (Order Separately)[8]
XTOR1B=Small Door, 12W; XTOR2B=Small Door, 18W; XTOR3B=Small Door, 26W; XTOR4B=Medium Door, 38W; BAA-XTOR1B=Small Door, 12W, Buy American Act Compliant[7]; TAA-XTOR1B=Small Door, 12W Trade Agreements Act Compliant[7]; BAA-XTOR2B=Small Door, 18W, Buy American Act Compliant[7]; TAA-XTOR2B=Small Door, 18W, Trade Agreements Act Compliant[7]; BAA-XTOR3B=Small Door, 26W, Buy American Act Compliant[7]; TAA-XTOR3B=Small Door, 26W, Trade Agreements Act Compliant[7]; BAA-XTOR4B=Medium Door, 38W, Buy American Act Compliant[7]; TAA-XTOR4B=Medium Door, 38W, Trade Agreements Act Compliant[7]	[Blank]=Bright White (Standard), 5000K; W=Neutral White, 4000K; Y=Warm White, 3000K	[Blank]=Carbon Bronze (Standard); WT=Summit White; BK=Black; BZ=Bronze; AP=Grey; GM=Graphite Metallic; DP=Dark Platinum	PC1=Photocontrol 120V[2]; PC2=Photocontrol 208-277V[2,3]; 347V=347V[4]; HA=50°C High Ambient[4]	WG/XTOR=Wire Guard[5]; XTORFLD-KNC=Knuckle Floodlight Kit[6]; XTORFLD-TRN=Trunnion Floodlight Kit[6]; XTORFLD-KNC-WT=Knuckle Floodlight Kit, Summit White[6]; XTORFLD-TRN-WT=Trunnion Floodlight Kit, Summit White[6]; EWP/XTOR=Escutcheon Wall Plate, Carbon Bronze; EWP/XTOR-WT=Escutcheon Wall Plate, Summit White

NOTES:
1. DesignLights Consortium® Qualified and classified for both DLC Standard and DLC Premium, refer to www.designlights.org for details.
2. Photocontrols are factory installed.
3. Order PC2 for 347V models.
4. Thru-branch wiring not available with HA option or with 347V. XTOR3B not available with HA and 347V or 120V combination.
5. Wire guard for wall/surface mount. Not for use with floodlight kit accessory.
6. Floodlight kit accessory supplied with knuckle (KNC) or trunnion (TRN) base, small and large top visors and small and large impact shields.
7. Only product configurations with these designated prefixes are built to be compliant with the Buy American Act of 1933 (BAA) or Trade Agreements Act of 1979 (TAA), respectively. Please refer to DOMESTIC PREFERENCES website for more information. Components shipped separately may be separately analyzed under domestic preference requirements.
8. Accessories sold separately will be separately analyzed under domestic preference requirements. Consult factory for further information.

STOCK ORDERING INFORMATION

Domestic Preferences[1]	12W Series	18W Series	26W Series	38W Series
[Blank]=Standard	XTOR1B=12W, 5000K, Carbon Bronze	XTOR2B=18W, 5000K, Carbon Bronze	XTOR3B=26W, 5000K, Carbon Bronze	XTOR4B=38W, 5000K, Carbon Bronze
BAA=Buy American Act	XTOR1B-WT=12W, 5000K, Summit White	XTOR2B-W=18W, 4000K, Carbon Bronze	XTOR3B-W=26W, 4000K, Carbon Bronze	XTOR4B-W=38W, 4000K, Carbon Bronze
TAA=Trade Agreements Act	XTOR1B-PC1=12W, 5000K, 120V PC, Carbon Bronze	XTOR2B-WT=18W, 5000K, Summit White	XTOR3B-WT=26W, 5000K, Summit White	XTOR4B-WT=38W, 5000K, Summit White
	XTOR1B-W=12W, 4000K, Carbon Bronze	XTOR2B-PC1=18W, 5000K, 120V PC, Carbon Bronze	XTOR3B-PC1=26W, 5000K, 120V PC, Carbon Bronze	XTOR4B-PC1=38W, 5000K, 120V PC, Carbon Bronze
		XTOR2B-W-PC1=18W, 4000K, 120V PC, Carbon Bronze	XTOR3B-W-PC1=26W, 4000K, 120V PC,Carbon Bronze	XTOR4B-W-PC1=38W, 4000K, 120V PC, Carbon Bronze
		XTOR2B-347V=18W, 5000K, Carbon Bronze, 347V	XTOR3B-347V=26W, 5000K, Carbon Bronze, 347V	XTOR4B-347V=38W, 5000K, Carbon Bronze, 347V
		XTOR2B-WT-PC1=18W, 5000K, 120V PC,Summit White	XTOR3B-PC2=26W, 5000K, 208-277V PC, Carbon Bronze	

NOTES:
1. Only product configurations with these designated prefixes are built to be compliant with the Buy American Act of 1933 (BAA) or Trade Agreements Act of 1979 (TAA), respectively. Please refer to DOMESTIC PREFERENCES website for more information. Components shipped separately may be separately analyzed under domestic preference requirements.

COOPER Lighting Solutions — Cooper Lighting Solutions, 1121 Highway 74 South, Peachtree City, GA 30269, P: 770-486-4800, www.cooperlighting.com — Specifications and dimensions subject to change without notice. — TD514013EN December 14, 2021 5:27 PM

Type LED-2

dmf — DRD2
Recessed LED Downlight
General New Construction
4", 5", 6" Aperture

PRODUCT SPECIFICATIONS

- Maximum installation compatibility
- Twist & Lock feature for easy trim installation
- 750 & 1000 lumen outputs
- 2700K, 3000K, 3500K, 4000K CCT
- Flicker-free TRIAC/ELV, 0-10V, or EcoSystem® dimming
- 50,000 hr lifetime at 70% lumen maintenance
- 5 year limited warranty

Frame-in Kit
HOUSING: 18 ga. die-formed aluminum box fastened to 22 ga. steel mounting frame (4" frame-in kit, 4" shallow frame-in kit), 20 ga. die-formed aluminum (5" frame-in kit), 22 ga. die-formed aluminum (6" frame-in kit), 20 ga. die-formed aluminum (6" shallow frame-in kit).
JUNCTION BOX: Galvanized steel. Equipped with (6) ½" and (1) ¾" knockouts with pryout slots to allow straight conduit runs. (4) knockouts for non-metallic sheathed cable installation. Junction box tension spring allows snap-in installation of plate cover for easy access to wiring. Approved for 8 (four-in, four-out) #12 AWG 90 through wire conductors.
MOUNTING: Pre-installed adjustable bar hangers engineered to accommodate lumber, laminated beams and T-bar.
CEILING: ⅛" up to 1".
CUTOUT: 4 ⅝" (4" frame-in kit, 4" shallow frame-in kit), 5 ⅝" (5" frame-in kit), 6 ⅝" (6" frame-in kit, 6" shallow frame-in kit).

Light Engine
LED: Tightly binned, high performing white Cree® LEDs enable excellent fixture to fixture color consistency and long lifetime. Delivers 93+ CRI in all available color temperatures.
BINNING: Color variation within 2-step MacAdam ellipse.
CONNECTOR: IDEAL PowerPlug® Luminaire Disconnect, female. Alternate module construction with 0-10V, EcoSystem® dimming and/or Emergency Battery Backup Unit uses a IDEAL PowerPlug® Model 102 connector.
DRIVER: Integral electronic driver for 120/277V 50/60Hz operation. Electronic driver compatible with forward and reverse phase-control dimming at 120V only.
SYSTEM POWER CONSUMPTION: 11.8W (750 lm module), 14.7W (1000 lm module).
DIMMING: TRIAC/ELV dimming standard for 120V only, with flicker-free dimming to less than 5% of total lumen output. Optional 0-10V or EcoSystem® dimming available for 120/277V.
EMERGENCY LIGHTING: Optional Emergency Battery Backup Units available for emergency lighting up to 120 minutes.
RATED LED LIFE: 50,000 hours at 70% lumen maintenance, based on IESNA LM 80-2008 standard (L70, B50).
PHOTOMETRIC TESTING: Tested in accordance to IESNA LM-79-2008.
LISTINGS: IC rated. cULus Listed. ENERGY STAR® qualified. Title 24 compliant. ASTM E283 certified Air Tight. UL Listed for Wet Location. CEC listed.
WARRANTY: 5 year limited warranty.

Trim
CONSTRUCTION: Die-cast aluminum. Twist & Lock mounting allows easy field installation and tight ceiling fit.

Product Code:		Type:
Project:	Contact:	Date:

dmf Lighting 1118 E. 223rd St. Carson, CA 90745 T: 1.800.441.4422 — www.dmflighting.com — Page 1 of 9 | V-12.18.15
© 2015 DMF Lighting. All Rights Reserved. Specifications subject to change without notice.

dmf — DRD2
Recessed LED Downlight
General New Construction
4", 5", 6" Aperture

PRODUCT SELECTION GUIDE

FRAME-IN KIT — Product Code Example: DRDHNIC4

PRODUCT CODE	APPLICATION	IC/NON-IC	APERTURE	OPTION
DRDH Housing	N New Construction	IC Insulation Contact	4 4" Aperture	[Blank] TRIAC Dimming (Standard)
		[Blank] Non-Insulation Contact (Only available in 4" aperture)	4S 4" Shallow	70 0-10V Dimming 750 lm
			5 5" Aperture	100 0-10V Dimming 1000 lm
			6 6" Aperture	7C EcoSystem® Dimming 750 lm
			6S 6" Shallow	10C EcoSystem® Dimming 1000 lm
				7TEM TRIAC Dimming w/ Emergency Battery 750 lm
				10TEM TRIAC Dimming w/ Emergency Battery 1000 lm
				7EM 0-10V Dimming w/ Emergency Battery 750 lm
				10EM 0-10V Dimming w/ Emergency Battery 1000 lm
				7CEM EcoSystem® Dimming w/ Emergency Battery 750 lm
				10CEM EcoSystem® Dimming w/ Emergency Battery 1000 lm

LIGHT ENGINE — Product Code Example: DRD2M7927

PRODUCT CODE	LUMENS (WATTS)	CRI	CCT	OPTION
DRD2M Module	7 750 lm (11.8W)	9 93+ CRI	27 2700K	A Alternate Construction (Uses an IDEAL Model 102 connector for alternate dimming option compatibility; Must be selected if alternate dimming option is selected for frame-in kit)
	10 1000 lm (14.7W)		30 3000K	
			35 3500K	
			40 4000K	

TRIM — Product Code Example: DRD2TR4SWH

PRODUCT CODE	SHAPE	APERTURE	STYLE	FINISH
DRD2T Trim	R Round	4 4" Aperture	S Smooth	WH White
	S Square (Only available in 4" aperture; smooth style; white, black or custom finish)	5 5" Aperture	B Baffle	BK Black
	D Deep (Only available in 6" aperture; smooth or baffle style; white, low iridescent or custom finish)	6 6" Aperture	W Wall Wash (Only available in white finish)	SW Silver Reflector, White Flange
				AZ Low Iridescent Reflector, White Flange (Only available in deep shape)
				CC Custom Color

dmf Lighting 1118 E. 223rd St. Carson, CA 90745 T: 1.800.441.4422 — www.dmflighting.com — Page 2 of 9 | V-12.18.15
© 2015 DMF Lighting. All Rights Reserved. Specifications subject to change without notice.

Galloway
5500 Greenwood Plaza Blvd., Suite 200
Greenwood Village, CO 80111
303.770.8884
GallowayUS.com

PRELIMINARY
NOT FOR BIDDING
NOT FOR CONSTRUCTION

COPYRIGHT
THESE PLANS ARE AN INSTRUMENT OF SERVICE AND ARE THE PROPERTY OF GALLOWAY, AND MAY NOT BE DUPLICATED, DISCLOSED, OR REPRODUCED WITHOUT THE WRITTEN CONSENT OF GALLOWAY. COPYRIGHTS AND INFRINGEMENTS WILL BE ENFORCED AND PROSECUTED.

SITE DEVELOPMENT PLAN
LOT 2 CLAREMONT BUSINESS PARK 2
FILING NO. 2
QUALITY BRAND GROUP CO, LLC

PC# 364842
EL PASO COUNTY, CO

#	Date	Issue / Description	Init.
-			

Project No:	QBG00005.20
Drawn By:	TR
Checked By:	BH
Date:	October XX, 2023

PHOTOMETRIC DETAILS

PP1.1

FILE NUMBER: PPR2345

H:\Q\Quality Brand Group, LLC\CO, El Paso County_QBG000005_Marksheffel & Meadowbrook\0LITE\2-Plan\QBG05-P1.X-Lite.dwg - Jim Galloway - 10/26/2023