



SC-19-017

EL PASO COUNTY DEVELOPMENT SERVICES DEPARTMENT SIGN APPLICATION

DATE: 5/31/19

Business

Name: State Farm / Michael Wuest
Address: 6809 Space Village Ave.
Colorado Springs, CO 80915

Zone: C-1 CAD-O

Legal Description:

THAT PART OF NW4 OF SEC 17-14-65 AS FOLS, COM AT A PT ON WLY LN OF SD NW4 THAT IS 491.12 FT SLY FROM NW COR OF SD NW4; TH N 89°22'24" E 30.00 FT FOR POB; TH N 0°37'38" W 240.50 FT, N 42°18'24" E 271.75 FT, N 89°42'07" E 318.26 FT, S 0°37'36" E 289.00 FT TO PT ON SLY LN OF FORMER R/W OF C & S RR CO, S 53°16'50" W 458.29 FT, N 33°26'28" W 89.56 FT, N 53°35'11" E 75.71 FT, S 89°16'48" W 5.73 FT, N 53°27'05" E 0.81 FT, TH S 89°22'24" W 142.28 FT TO PUB

Type of Sign

Illuminated: X
Non-Illuminated: _____
Valuation: \$7,200

Storefront Length &/or
Width: North/Front: 32'
West/Side: 70'
Proposed Sign Sq. Ft. North/Front: 22.4
West/Side: 22.4

Existing Sign Sq. Ft. 0

Total Sign Sq. Ft. 44.8

Contractor Information

Name: **SPECTRUM**
LIGHTING, SIGN & ELECTRICAL
COMPANY
Address: 2255 Spectra Dr.
Colorado Springs, CO 80905

Phone: 719-520-5167

Type of License: D5A

Contractor ID#: 11425

Vicinity Map

Tax Schedule # 5417000022

Please show major intersections.

**Elevation Drawing**

Indicate storefront length & placement of sign.

See attached

Sign Plan

(Please indicate dimensions and sign copy)

See attached

Approved

By: Len Kendall

Date: 06/17/2019

El Paso County Planning & Community Development

**For Development Services Use Only**

Approved Date: _____ Resubmittal? Yes _____ No _____

Denied Date: _____

Comments: _____

Fee of \$262.00 must accompany this Application. Additional signs at time of first Application are \$125.00. Make checks payable to El Paso County.



BEFORE



AFTER



12 - 5.62

Providing Insurance and
Financial Services

Auto • Home • Life



DOOR VINYL

For visual representation purposes only.
Final layout/content to be verified and
approved via separately supplied proof.

Bank • Health • Business

Like a good neighbor,
State Farm is there.®

Overall dimensions: 35 1/2"h x 24 3/4"w (approx)

NOTE: Sign does not ship with a photo cell or timer. Agent is responsible to have a timer installed at the breaker by a local licensed electrician if needed.
NOTE: Agent is responsible to have dedicated, adequate electric run to sign location by a local licensed electrician (120V, 20amp). Installers to perform final connect within 5' of sign only.
Such wiring must have the approval of the National Board of Fire Underwriters or the municipal department having jurisdiction.
Note: No electrical found at the time of the survey.

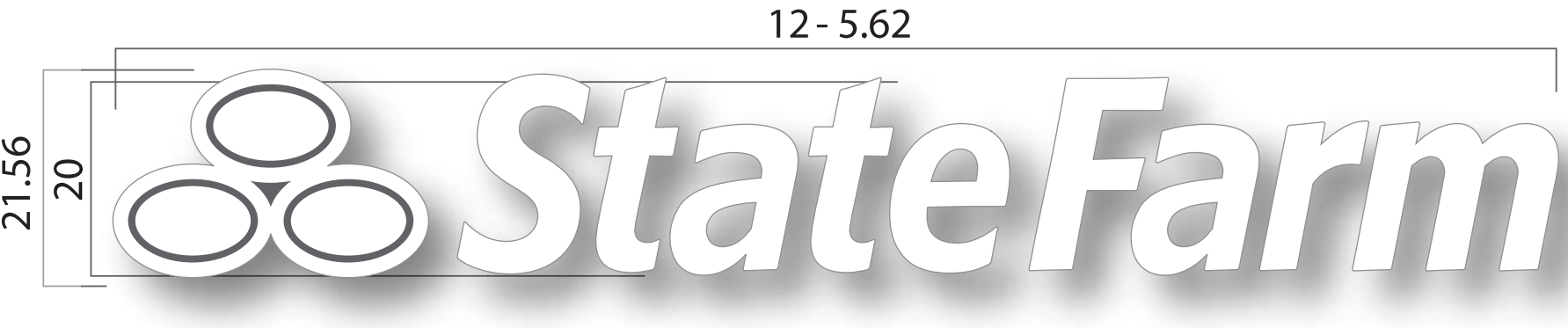
		DISCLAIMER: Renderings are for graphic purposes only and not intended for actual construction dimensions. For windload requirements, actual dimensions and mounting detail, please refer to engineering specifications and install drawings. These drawings and designs are the exclusive property of Everbrite LLC Use of, or duplication in any manner without express written permission of Everbrite LLC is prohibited.	
Customer: State Farm		Description: 20" LED Illum Channel Letters. Window & Door Vinyl.	
Project No: 406599-2	Scale: As Noted		
Date: 5/23/19	Drawn By: DB		
Location & Site No: Colorado Springs, CO SF93946			
		Customer Approval: Graphics and colors on file will be used unless otherwise specified by customer. Please review drawing carefully. By signing below, you agree to graphics as shown above, and to location of sign as shown. Please return signed copy back to Everbrite.	
		CUSTOMER SIGNATURE	DATE
		LANDLORD SIGNATURE	DATE



BEFORE

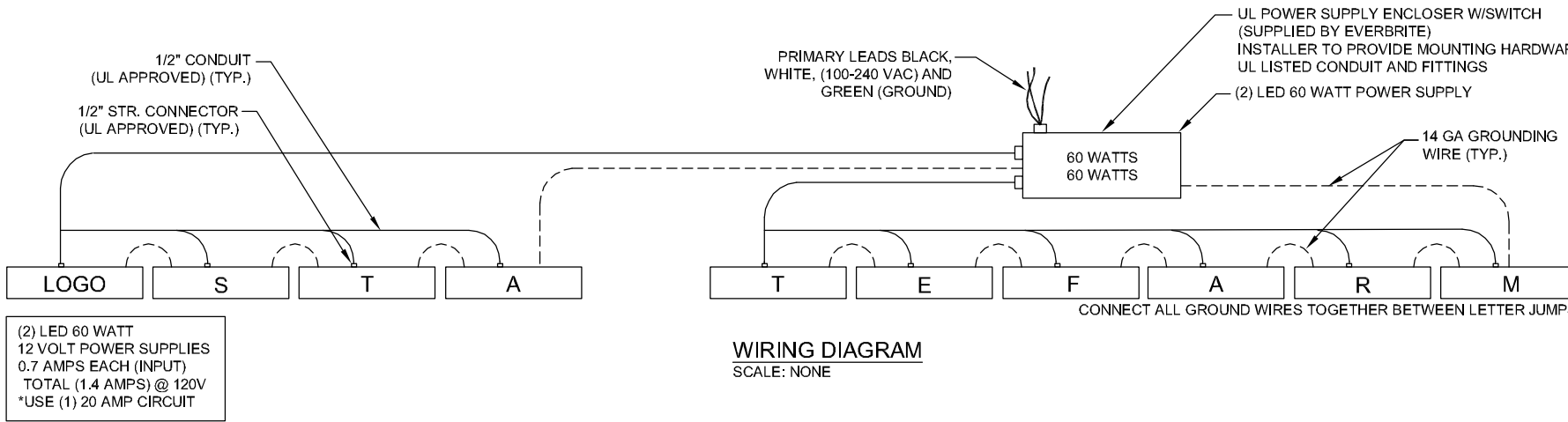
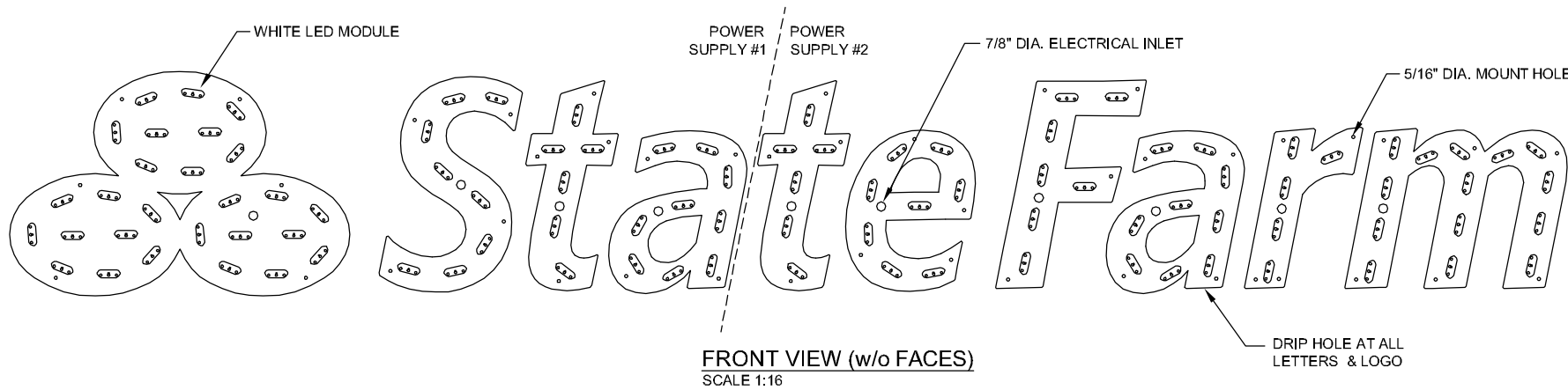
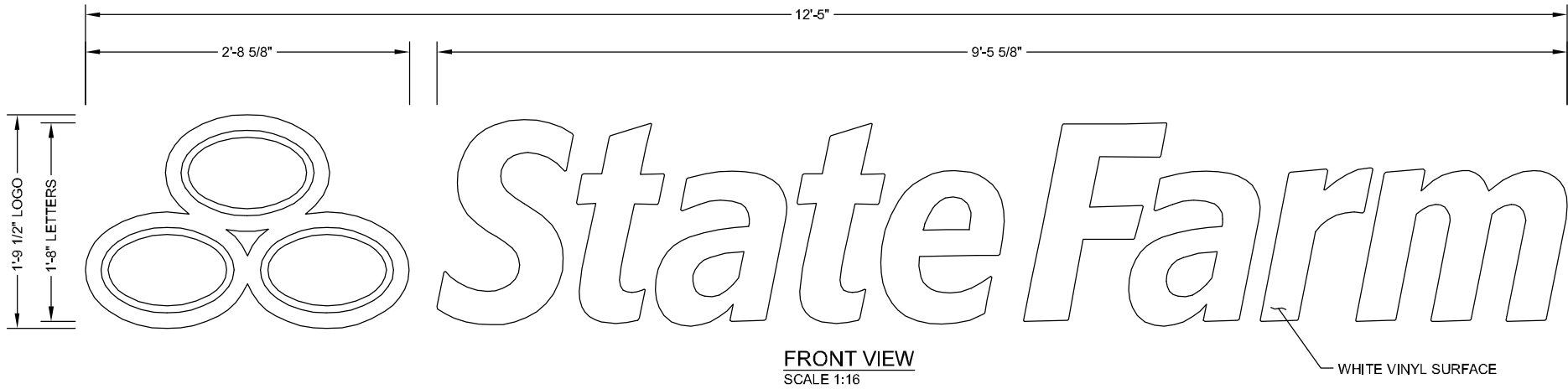


AFTER

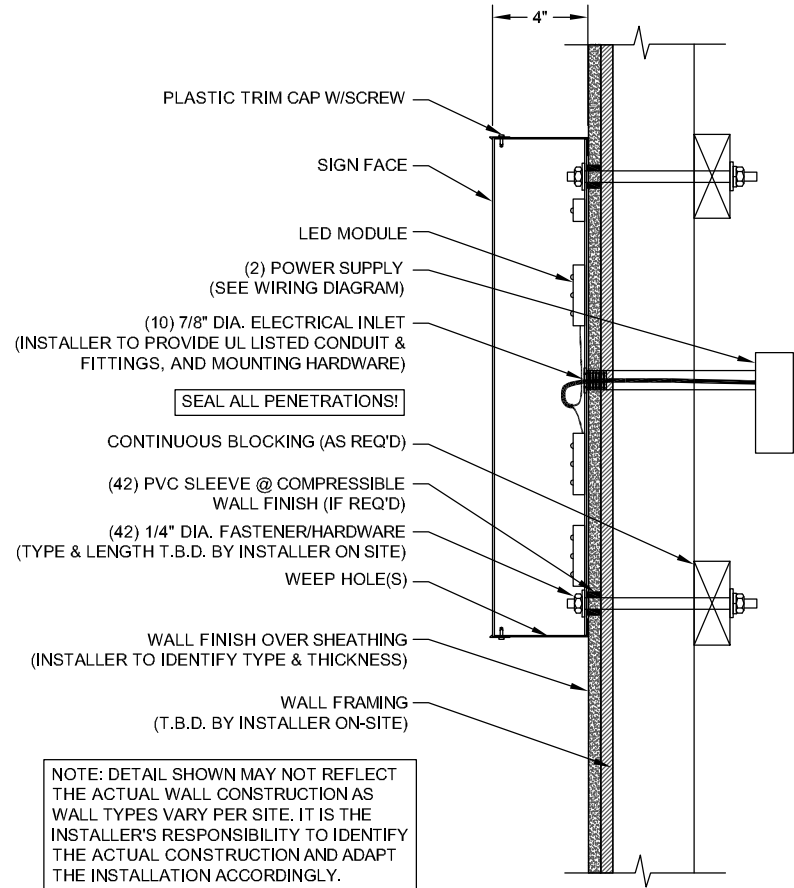


NOTE: Sign does not ship with a photo cell or timer. Agent is responsible to have a timer installed at the breaker by a local licensed electrician if needed.
NOTE: Agent is responsible to have dedicated, adequate electric run to sign location by a local licensed electrician (120V, 20amp). Installers to perform final connect within 5 of sign only.
Such wiring must have the approval of the National Board of Fire Underwriters or the municipal department having jurisdiction.
Note: No electrical found at the time of the survey.

		DISCLAIMER: Renderings are for graphic purposes only and not intended for actual construction dimensions. For windload requirements, actual dimensions and mounting detail, please refer to engineering specifications and install drawings. These drawings and designs are the exclusive property of Everbrite LLC Use of, or duplication in any manner without express written permission of Everbrite LLC is prohibited.	
Customer: State Farm		Description: 20" LED Illum Channel Letters. Window Vinyl.	Customer Approval: Graphics and colors on file will be used unless otherwise specified by customer. Please review drawing carefully. By signing below, you agree to graphics as shown above, and to location of sign as shown. Please return signed copy back to Everbrite.
Project No: 406599-2			
Date: 5/23/19			
Location & Site No: Colorado Springs, CO SF93946			
Scale: As Noted			
Drawn By: DB			



****Light source will be shielded, will not flash or blink, light output will not exceed 10 foot candles. This meets the lighting standards of Chapter 6 of the El Paso County Land Development Code.****



WALL MOUNTING DETAIL
SCALE 1:8

GENERAL NOTES
INSTALLER TO PROVIDE COMPLETION PHOTOS OF MOUNTING/CONNECTION POINTS, WIRE ROUTING AND OVERALL ELEVATION.

THIS SIGN IS INTENDED TO BE INSTALLED IN ACCORDANCE WITH THE REQUIREMENTS OF ARTICLE 600 OF THE NATIONAL ELECTRIC CODE AND/OR OTHER APPLICABLE LOCAL CODES. THIS INCLUDES PROPER GROUNDING AND BONDING OF THE SIGN.

INSTALLER TO BE SURE SIGN IS PROPERLY INSTALLED, CONNECTED AND GROUNDED.

- INSTALLATION INSTRUCTIONS**
1. OPEN PACKAGING CAREFULLY AND INSPECT FOR DAMAGE. IF DAMAGE IS FOUND, CLAIM MUST BE FILED WITHIN 15-DAYS WITH SHIPPING AGENT.
 2. DETERMINE SIGN LOCATION AND TAPE UP THE PROVIDED TEMPLATE ON THE SURFACE TO WHICH IT WILL BE INSTALLED, RECEIVE CONFIRMATION FROM CLIENT OR CONTRACTOR.
 3. LAYOUT AND PRE-DRILL ALL MOUNTING AND ELECTRICAL HOLES REQUIRED FOR MOUNTING THE RACEWAY TO THE WALL.
 4. FILL ALL HOLES WITH SILICONE PRIOR TO MOUNTING THE SIGN.
 5. ATTACH THE HORIZONTAL BLOCKING BEHIND WALL FRAMING SO ALL CONNECTION POINTS HAVE SUPPORT.
 6. ALIGN RACEWAY TO MATCHING PRE-DRILLED HOLES WHILE INSERTING FASTENERS THROUGH RACEWAY, WALL AND BLOCKING. FASTEN WITH HARDWARE. USE PVC SLEEVES TO PROTECT BUILDING FINISH SYSTEM OVER SHEATHING.
 7. MAKE FINAL ELECTRICAL HOOK UP TO PRIMARY WIRING OF POWER SUPPLIES THROUGH DRILLED ELECTRICAL HOLES.
 8. TEST LIGHT FOR PROPER FUNCTION AND ILLUMINATION.
 9. PERFORM TOUCH-UP AS REQUIRED
 10. CLEAN INSTALLATION WORK SITE OF ALL EXCESS MATERIALS AND DEBRIS. DO NOT DISCARD ANY MATERIAL OR DEBRIS INTO ON SITE DUMPSTERS.



**INSTALLATION
DRAWING**

THESE DRAWINGS ARE THE EXCLUSIVE PROPERTY OF EVERBRITE, LLC. USE OF, OR DUPLICATION IN ANY MANNER WITHOUT EXPRESS WRITTEN PERMISSION OF EVERBRITE, INC. IS PROHIBITED.

A	3-19-15	SAJ	RHB	RELEASED FOR INSTALLATION	
REV	DATE	BY	CHK	DESCRIPTION	

DRAWN BY	SAJ
DATE	3-11-15
CHECKED BY	RHB
DATE	3-19-15

**STANDARD
DRAWING**

SCALE	AS SHOWN
REF	E003838P

TITLE STATE FARM 21 1/2" LED LOGO / 20" LED CHANNEL LETTERS INLINE, WHITE, STANDARD WALL		
PROJECT NO.	DRAWING NO.	REV
325677	IN04967B	A