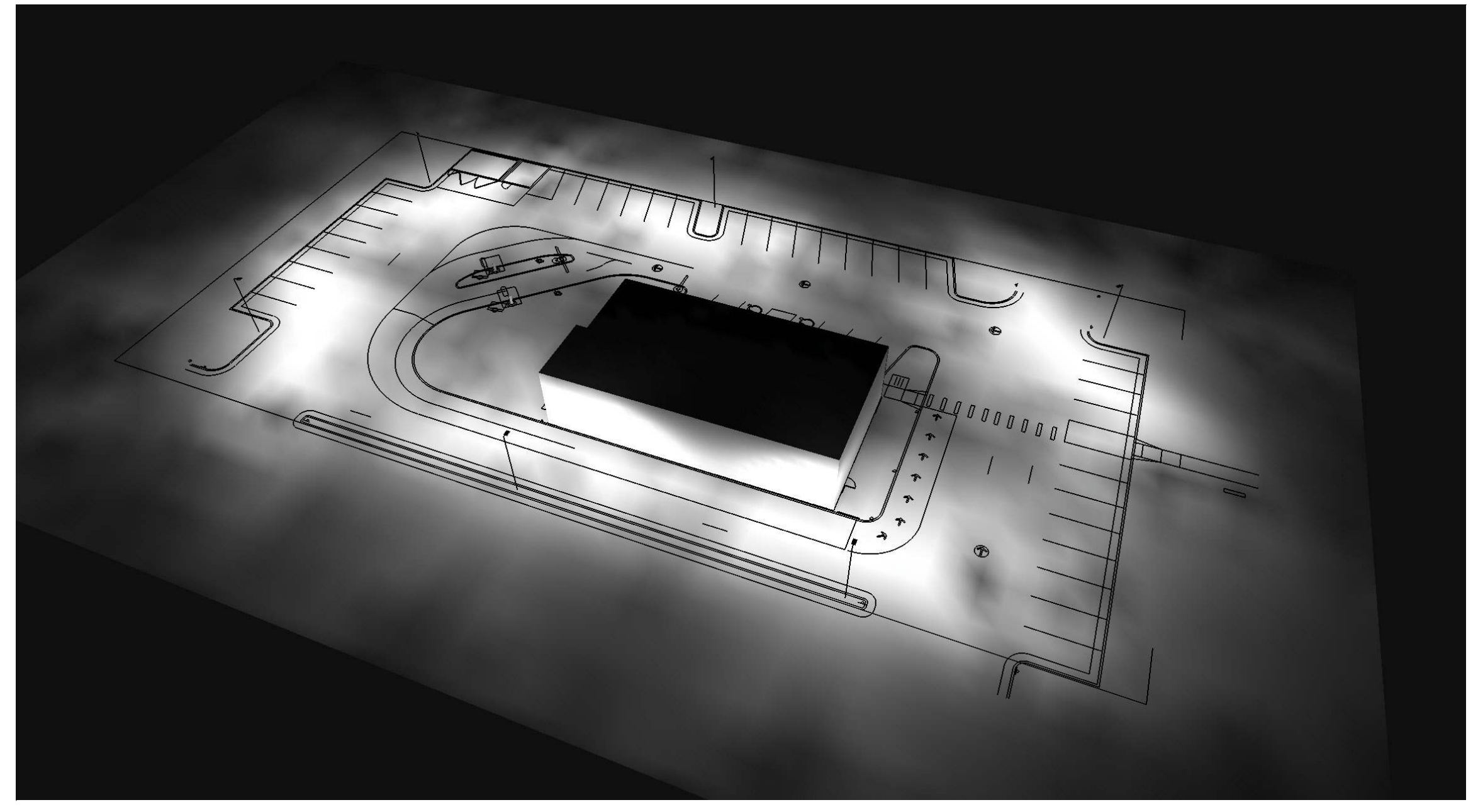
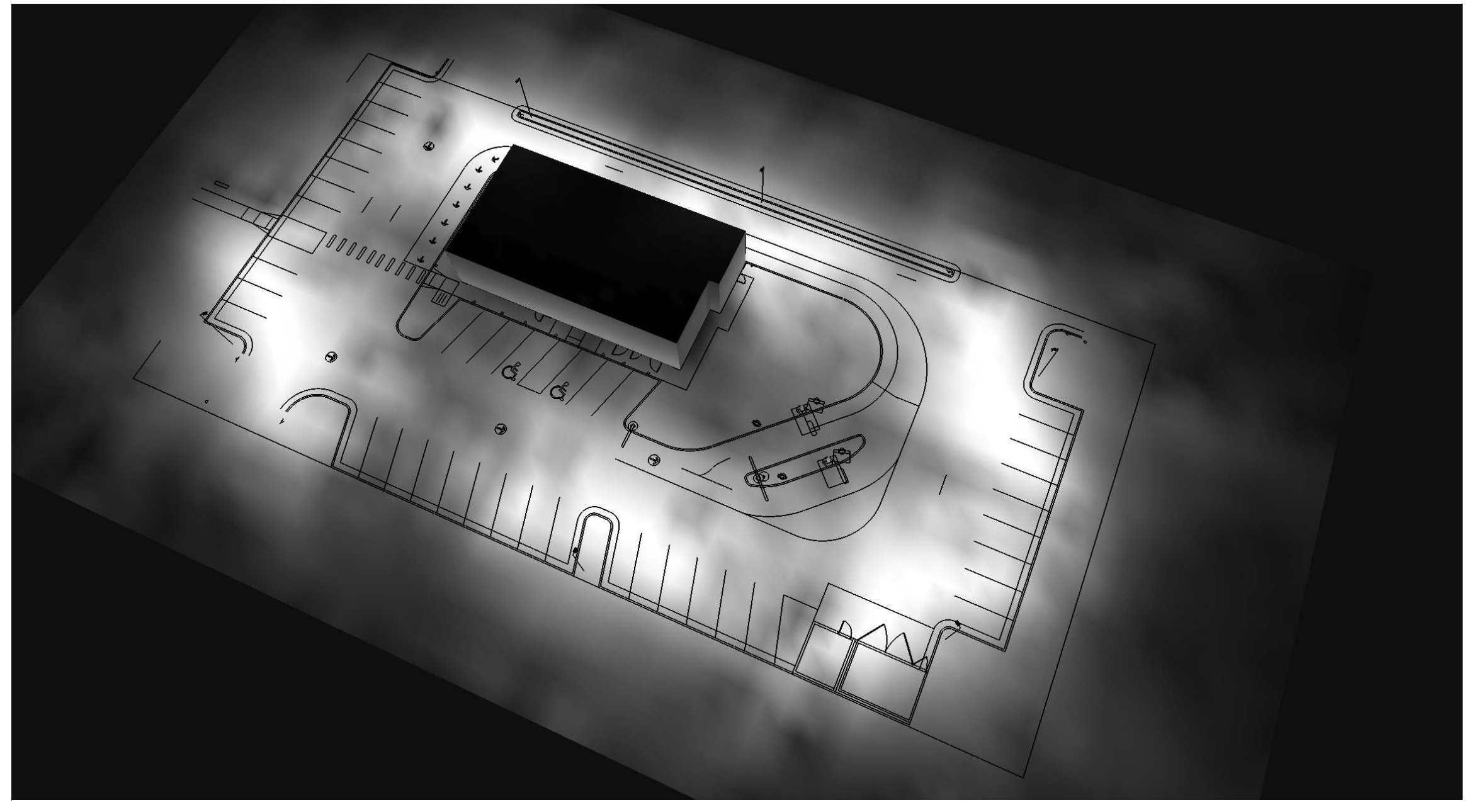
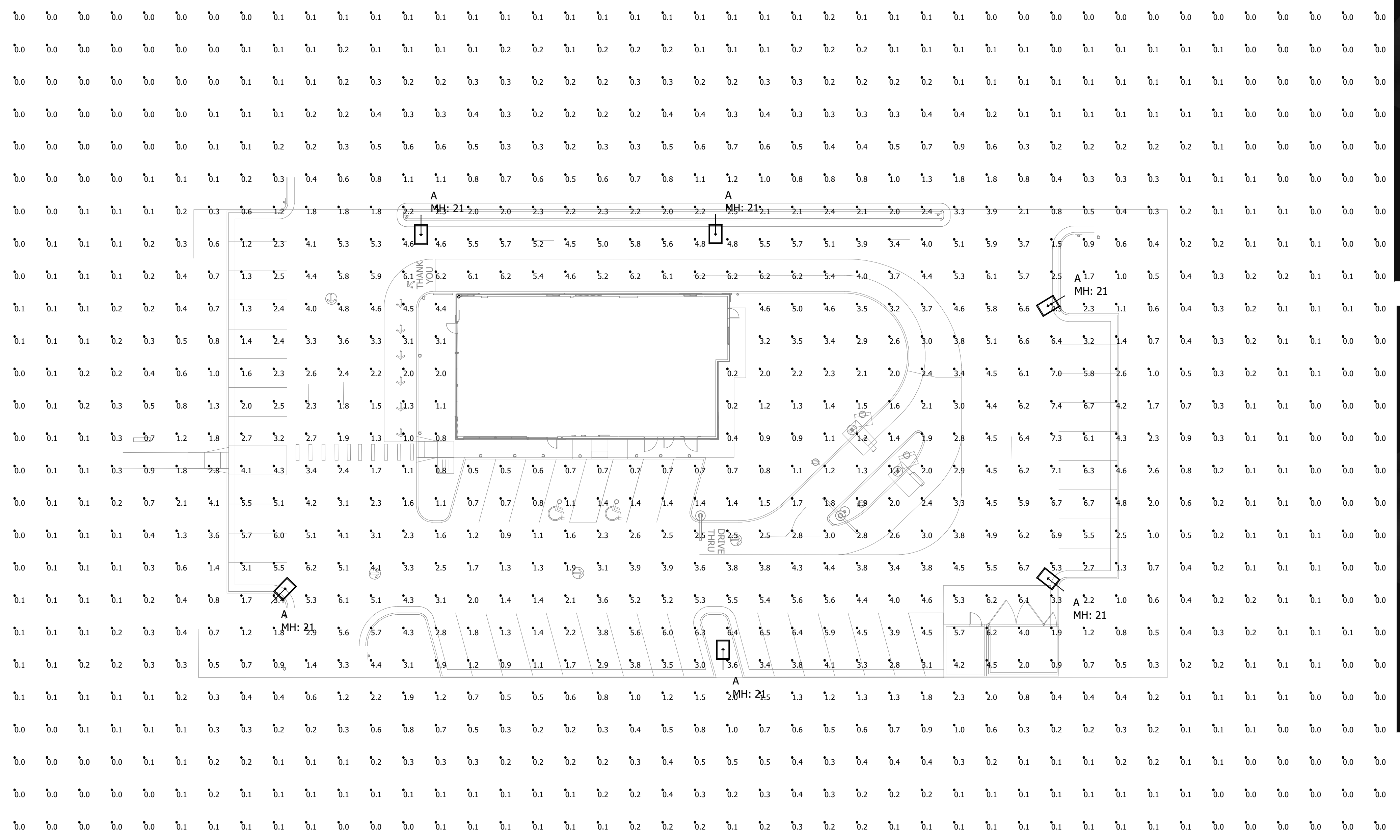


NOTES:
 1. THE FOOTCANDLE LEVELS AS SHOWN ARE BASED ON THE FOLLOWING CRITERIA. ANY SUBSTITUTIONS IN SPECIFIED FIXTURES OR CHANGES TO LAYOUT WILL AFFECT LIGHTING LEVELS SHOWN AND WILL NOT BE THE RESPONSIBILITY OF SECURITY LIGHTING.
 2. DISTANCE BETWEEN READINGS _____ 10'



Luminaire Schedule									
Symbol	Qty	Label	Arrangement	LLF	Description	Lum. Watts	EPA	Mtg Height	Pole Type
	6	A	SINGLE	0.850	RAR2-480L-240-5K7-4W	226.9	0.607	21	SES-18-40-1-TA-GL-xx (4")

Calculation Summary							
Label	CalcType	Units	Avg	Max	Min	Avg/Min	Max/Min
Overall Area	Illuminance	Fc	1.34	7.4	0.0	N.A.	N.A.
Paved Area	Illuminance	Fc	3.67	7.4	0.5	7.34	14.80

Pole Fixtures Are Full Cutoff
 Tilt=0
 Calculation Grids Are At Grade
 Pole Light Mounting Height=XXft
 (18' Pole + 3' Base)

PROJECT WIND LOAD CRITERIA BASED ON:
 ASCE 7-10 WIND SPEEDS (3-SEC PEAK GUST MPH)
 50 YEAR MEAN RECURRENCE INTERVAL
 ALLOWED EPA XX-X @ WIND LOAD XX MPH

Regional Drawing
 # XX-XXXX

1. THIS LIGHTING DESIGN IS BASED ON INFORMATION SUPPLIED BY OTHERS TO SECURITY LIGHTING SYSTEMS. SITE DETAILS PROVIDED HEREON ARE REPRODUCED ONLY AS A VISUALIZATION AID. FIELD DEVIATIONS MAY SIGNIFICANTLY AFFECT PREDICTED PERFORMANCE. PRIOR TO INSTALLATION, CRITICAL SITE INFORMATION (POLE LOCATIONS, ORIENTATION, MOUNTING HEIGHT, ETC.) SHOULD BE COORDINATED WITH THE CONTRACTOR AND/OR SPECIFIER RESPONSIBLE FOR THE PROJECT.
 2. LUMINAIRE DATA IS TESTED TO INDUSTRY STANDARDS UNDER LABORATORY CONDITIONS. OPERATING VOLTAGE AND NORMAL MANUFACTURING TOLERANCES OF LAMP, BALLAST, AND LUMINAIRE MAY AFFECT FIELD RESULTS.
 3. CONFORMANCE TO FACILITY CODE AND OTHER LOCAL REQUIREMENTS IS THE RESPONSIBILITY OF THE OWNER AND/OR THE OWNER'S REPRESENTATIVE.
 4. THIS LAYOUT MAY NOT MEET TITLE 24 OR LOCAL ENERGY REQUIREMENTS. IF THIS LAYOUT NEEDS TO BE COMPLIANT WITH TITLE 24 OR OTHER ENERGY REQUIREMENTS, PLEASE CONSULT FACTORY WITH SPECIFIC DETAILS REGARDING PROJECT REQUIREMENTS SO THAT REVISIONS MAY BE MADE TO THE DRAWING.

SECURITY LIGHTING™
 2100 Golf Road, Suite 400, Rolling Meadows, IL 60008
 1-800-544-4444

UNLESS OTHERWISE SPECIFIED, ALL DIMENSIONS ARE IN INCHES
 SCALE 1"=20' 0"

DRAWN BY: DHK

POINT-BY-POINT FOOTCANDLE PLOT FOR
 MCDONALDS
 MARKSHEFFEL & FONTAINE BLVD
 COLORADO SPRINGS, CO

NATIONAL STORE NUMBER
41163

DATE: 7/24/2024
 DRAWING NUMBER: A241597.AGI

THIS DRAWING MEETS OR EXCEEDS MCDONALDS CURRENT ILLUMINATION SPECIFICATIONS OF A 3-4 FOOTCANDLE AVERAGE, UNLESS SUPERSEDED BY OTHER REQUIREMENTS.