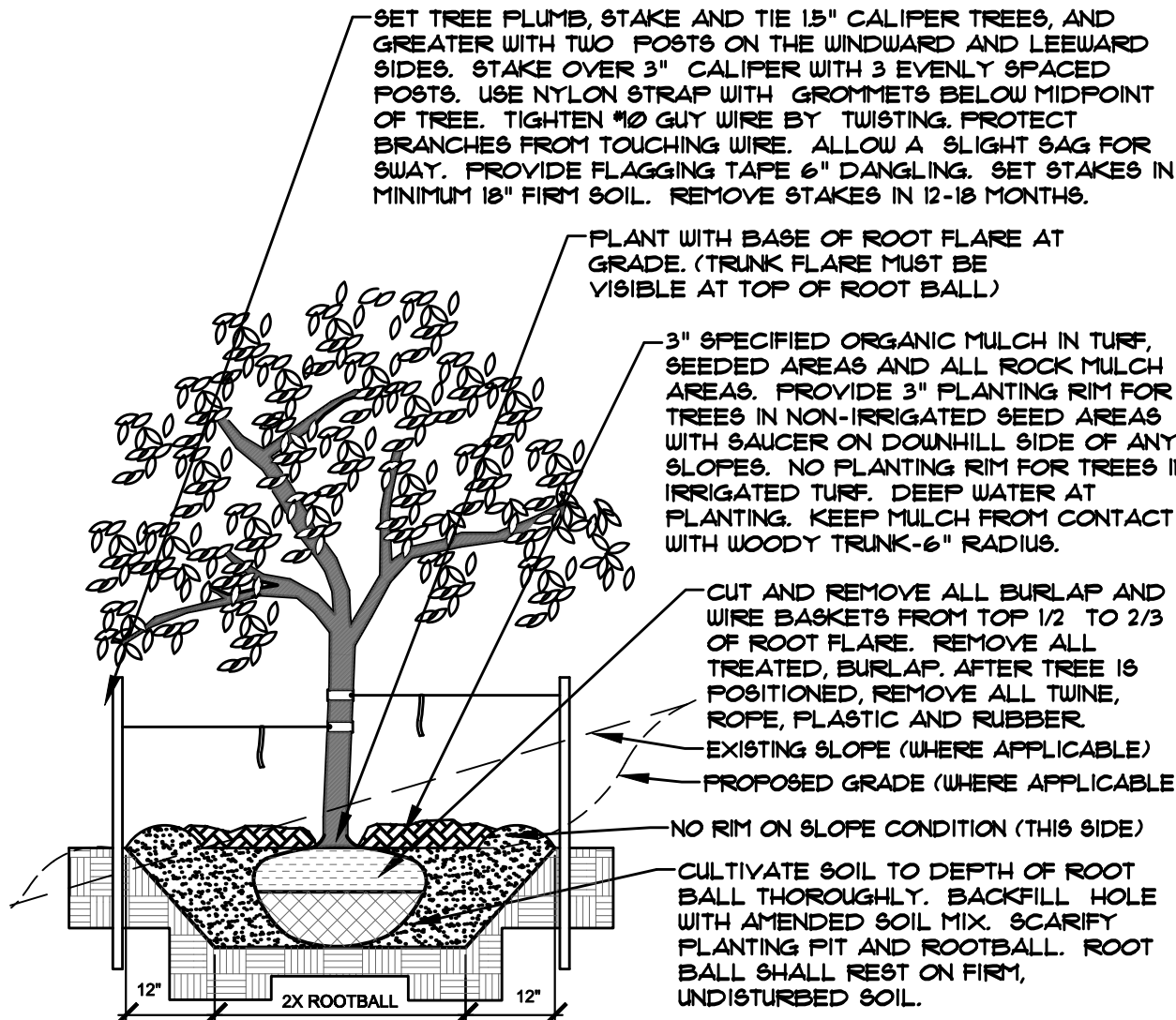
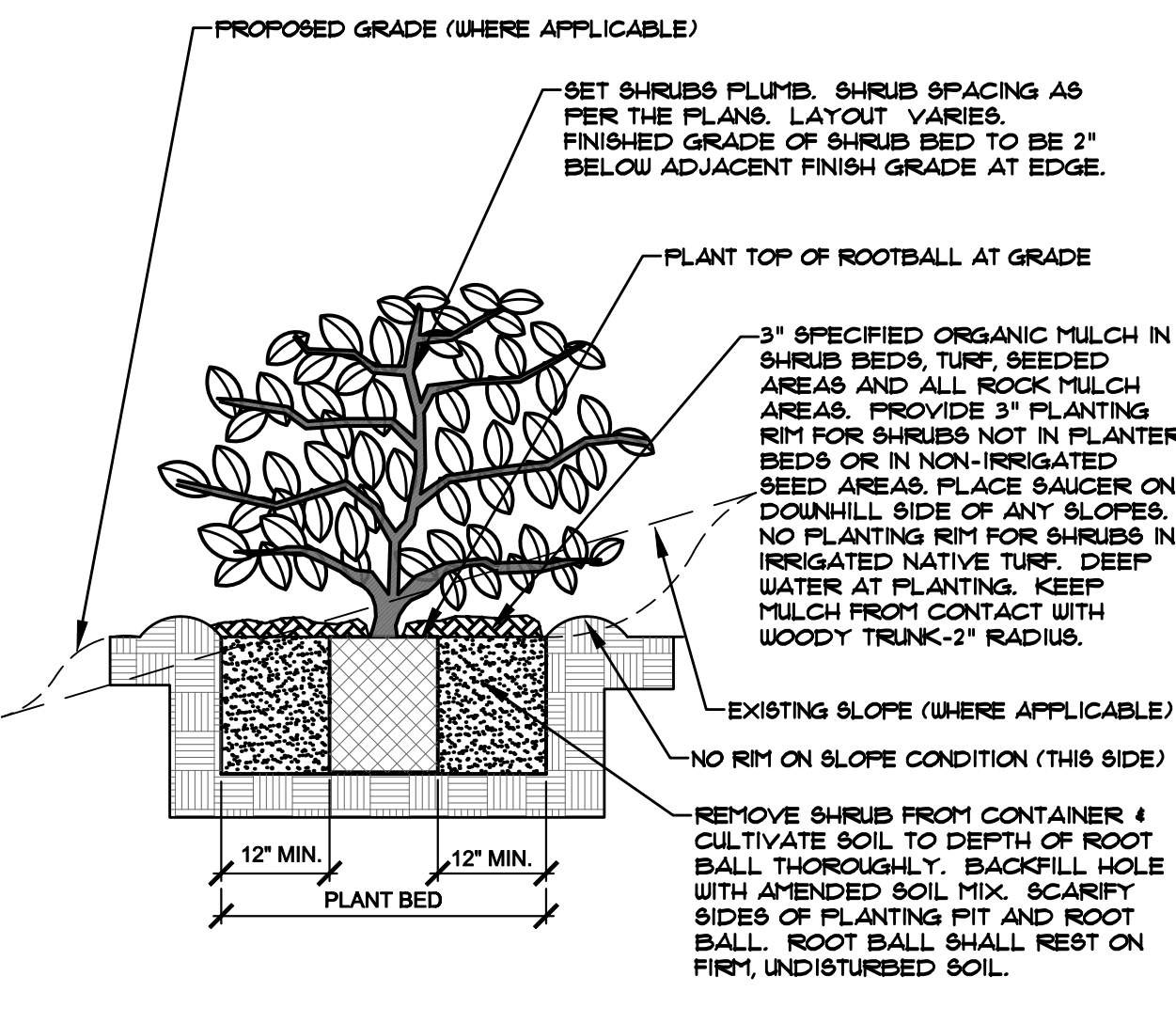


- NOTES:**
- MARK NORTH SIDE OF TREE AT NURSERY AND ALIGN TREE TO NORTH WHEN PLANTING.
 - DO NOT REMOVE OR CUT LEADER.
 - PRUNE ONLY DEAD, BROKEN, CROSSING OR WEAK BRANCHES (OR NARROW CROTCHES) IMMEDIATELY PRIOR TO PLANTING. DO NOT REMOVE TERMINAL BUDS THAT EXTEND TO TREE CROWN.
 - NO STRUCTURAL PRUNING OF TREE UNTIL AFTER ESTABLISHMENT PERIOD (2 GROWING SEASONS).
 - REMOVE ANY DOUBLE LEADER, UNLESS OTHERWISE DIRECTED BY OWNER'S REPRESENTATIVE.
 - KEEP PLANTS MOIST AND SHADED UNTIL PLANTING. AVOID FALL PLANTING IF POSSIBLE.
 - AMENDED BACKFILL SHALL BE 10% SOIL FROM PLANTING PIT AND 30% ORGANIC MATERIAL.
 - WRAP TRUNK ON EXPOSED SIDES OR SPECIES WITH THIN BARK USE ELECTRICAL TAPE, NOT TWINE.
 - WRAP OCTOBER 15 AND REMOVE BY MARCH 31.
 - DO NOT FERTILIZE TREE DURING THE FIRST GROWING SEASON.
 - COORDINATE WITH CITY FORESTRY FOR CURRENT INSECT & DISEASE RECOMMENDATIONS PRIOR TO PLANTING.



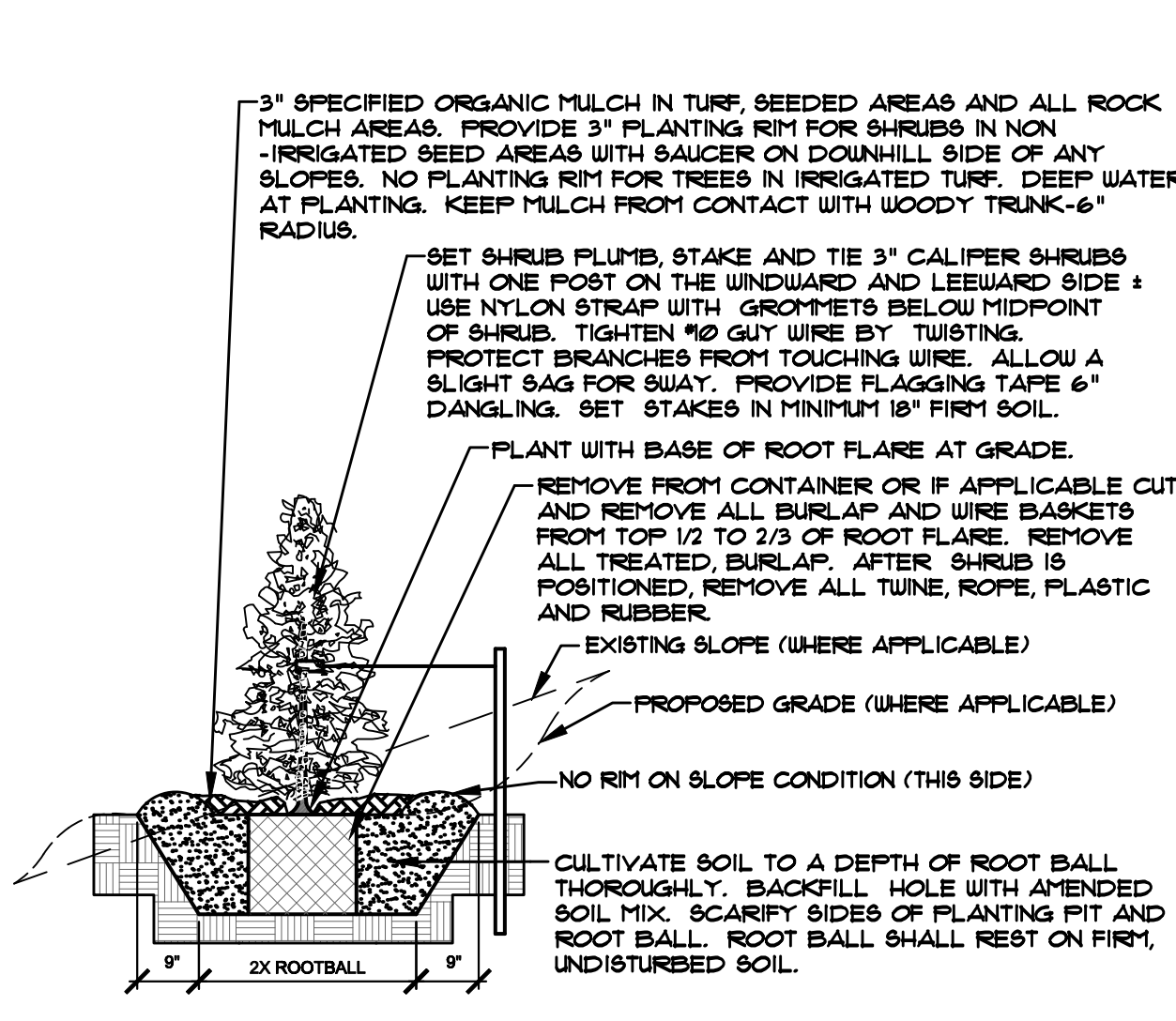
A DECIDUOUS TREE PLANTING DETAIL
NOT TO SCALE

- NOTES:**
- PRUNE ONLY DEAD OR BROKEN BRANCHES IMMEDIATELY PRIOR TO PLANTING.
 - KEEP PLANTS MOIST AND SHADED UNTIL PLANTING.
 - DO NOT FERTILIZE FOR AT LEAST ONE GROWING SEASON.
 - AMENDED BACKFILL SHALL BE 10% SOIL FROM PLANTING PIT AND 30% ORGANIC MATERIAL.
 - FOR ROOT BIND AT BOTTOM OF BALL, SPLIT ROOT BALL VERTICALLY FROM BOTTOM HALFWAY TO TOP. SPREAD THE TWO HALVES OVER A MOUND OF SOIL IN PLANTING PIT.
 - FOR POT BOUND PLANTS ONLY: MAKE 4-5 VERTICAL CUTS IN ROOT BALL 1" DEEP. PLANT IMMEDIATELY.



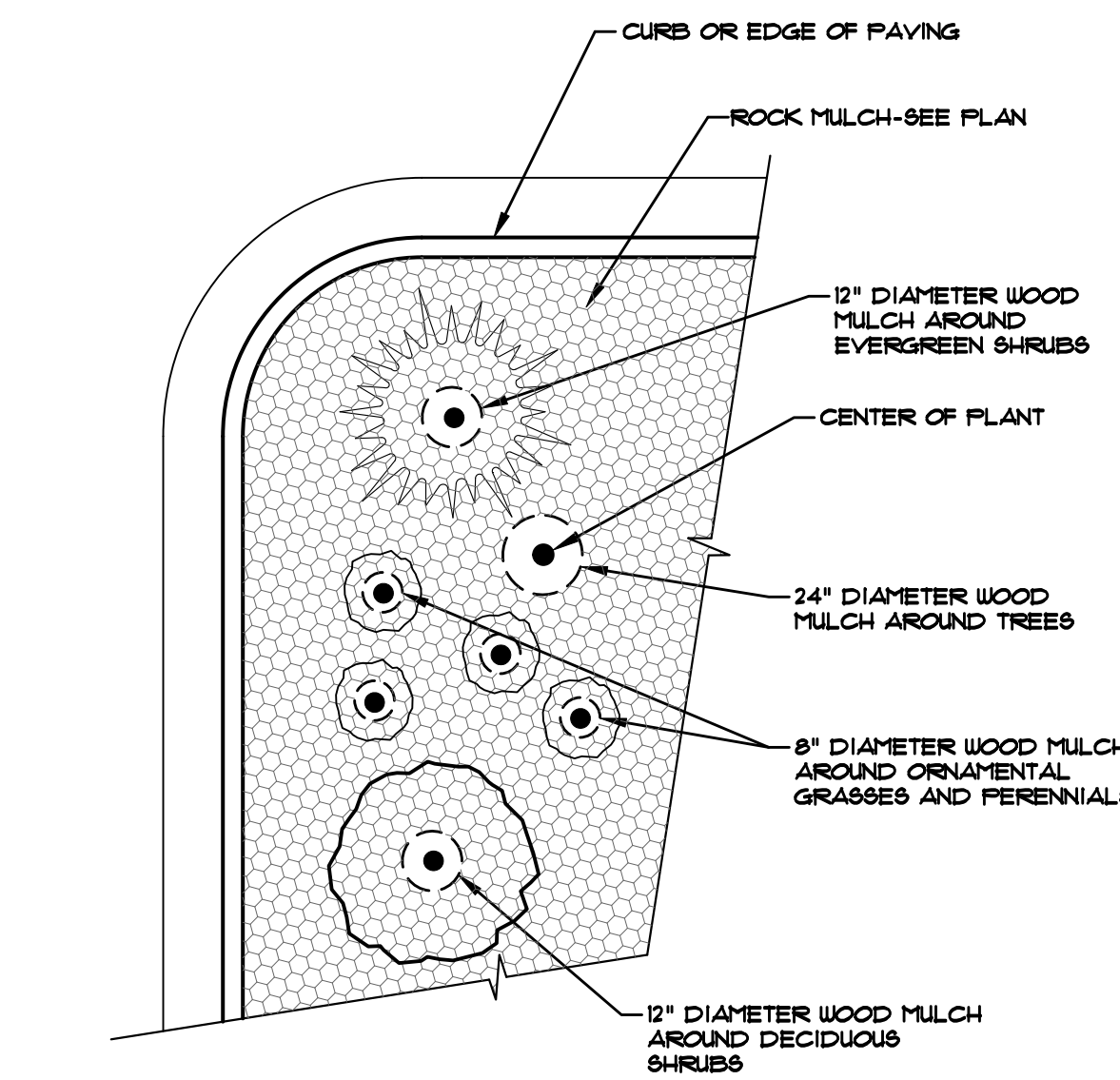
B SHRUB PLANTING DETAIL
NOT TO SCALE

- NOTES:**
- DO NOT REMOVE OR CUT LEADER.
 - PRUNE ONLY DEAD OR BROKEN BRANCHES IMMEDIATELY PRIOR TO PLANTING.
 - REMOVE ANY DOUBLE LEADER UNLESS OTHERWISE DIRECTED BY OWNER'S REPRESENTATIVE.
 - KEEP PLANTS MOIST AND SHADED UNTIL PLANTING.
 - AVOID FALL PLANTING IF POSSIBLE.
 - AMENDED BACKFILL SHALL BE 10% SOIL FROM PLANTING PIT AND 30% ORGANIC MATERIAL.
 - FOR ROOT BIND (CONTAINER PLANTS ONLY) AT BOTTOM OF BALL, SPLIT ROOT BALL VERTICALLY FROM BOTTOM HALFWAY TO TOP. SPREAD THE TWO HALVES OVER A MOUND OF SOIL IN PLANTING PIT.
 - FOR POT BOUND PLANTS ONLY: MAKE 4-5 VERTICAL CUTS IN ROOT BALL 1" DEEP. PLANT IMMEDIATELY. (CONTAINER PLANTS ONLY)



C UPRIGHT EVERGREEN SHRUB PLANTING DETAIL
NOT TO SCALE

- NOTES:**
- CONTRACTOR TO INSTALL WOOD MULCH RINGS AROUND LANDSCAPE AS SHOWN BELOW FOR ALL TREES, SHRUBS, PERENNIALS AND ORNAMENTAL GRASSES INSTALLED IN ROCK MULCHED AREAS. ROCK SHALL BE CLEAR FROM SHRUB IN UNIFORM CIRCLE AND WOOD MULCH APPLIED AT 2" DEPTH. HOLD WOOD MULCH 2-3" FROM TRUNK.
 - REFER TO LANDSCAPE PLANS FOR ALL TREE, SHRUB AND ORNAMENTAL GRASS LOCATIONS.



D TYPICAL PLANT MATERIAL TREATMENT
NOT TO SCALE

INSTALLATION NOTES

REMOVE EXISTING TREES, DEBRIS AND WEEDS FROM SITE PRIOR TO CONSTRUCTION (AS SHOWN PER PLAN).

LANDSCAPE CONTRACTOR IS RESPONSIBLE FOR MAINTAINING THE SITE DURING CONSTRUCTION. WEEDS AND TRASH SHALL BE REMOVED DAILY AS REQUIRED.

EXISTING TOPSOIL TO BE STOCKPILED ON-SITE AND USED DURING CONSTRUCTION TO ESTABLISH GRADES WITHIN LANDSCAPE AREAS AS SHOWN PER PLAN.

CONTRACTOR SHALL REFER TO ASSOCIATED LANDSCAPE CONTRACTORS OF COLORADO HANDBOOK (ALCC), 2007 REVISED EDITION FOR ALL CONSTRUCTION FOR THIS SITE. CONTACT OWNER/LANDSCAPE ARCHITECT FOR QUESTIONS.

QUANTITIES SHOWN IN PLANT SCHEDULE ARE FOR CONVENIENCE ONLY. CONTRACTOR IS RESPONSIBLE FOR INSTALLING ALL PLANT MATERIAL PER PLAN.

LANDSCAPE ARCHITECT SHALL HAVE OPPORTUNITY TO INSPECT AND APPROVE ALL TREES AND ALL 1-15 GALLON MATERIAL AT JOB SITE PRIOR TO PLANTING, INCLUDING PLACEMENT INSPECTION.

STEEL EDGING TO BE GREEN PRO-STEEL (1/8" x 4" x 10') WITH STAKES OR APPROVED EQUAL. EDGING TO BE EXPOSED 12" MAXIMUM ABOVE FINISHED GRADES. INSTALL PER MANUFACTURE RECOMMENDATIONS. SEE PLAN FOR EDGING LOCATIONS.

ALL ROCK COVER AREAS ONLY TO BE PREPARED WITH 3 OZ PROFESSIONAL GRADE POLYSPUN WEED BARRIER WITH STAPLES AT 9" O.C. FABRIC SEAMS TO BE OVERLAPPED 6" MIN. AND SECURED WITH STAPLES.

GROUND COVER SHALL BE CONTINUOUS UNDER ALL SHRUBS THROUGHOUT PROJECT SITE. REFER TO PLANTING DETAILS.

TREES AND SHRUBS TO RECEIVE ORGANIC MULCH PER DETAILS. INCLUDING ROCK AREAS-SEE DETAILS, UNLESS OTHERWISE SPECIFIED. ORGANIC MULCH TO BE 'CASCADE CEDAR' WITH NO LANDSCAPE FABRIC 4" DEPTH.

DO NOT PLANT SHRUBS OR TREES OF INCOMPATIBLE WATER REQUIREMENTS IMMEDIATELY ADJACENT (MINIMUM 5') TO ONE ANOTHER.

PLANT BACKFILL SHALL BE 70% NATIVE ON-SITE SOIL, AND 30% BREW-GRO BIOCOMP CLASS 1 (OR CITY APPROVED EQUAL).

A REPRESENTATIVE SAMPLE OF THE BOTANICAL NAME TAGS, FURNISHED BY THE NURSERY STOCK PROVIDER SHALL REMAIN ATTACHED TO THE PLANTS UNTIL FINAL INSPECTION.

LANDSCAPE CONTRACTOR SHALL NOTIFY LANDSCAPE ARCHITECT IF STORM DRAINAGE FROM ADJACENT LANDSCAPE AREAS OR BUILDING DOWNSPOUTS WILL ADVERSELY AFFECT LANDSCAPED AREAS PER THE PLAN.

PRIOR TO INSTALLING PLANTS OR GROUND COVER BROADCAST (PLANT SAFE) PREEM WEED PRE-EMERGENT, OR APPROVED EQUAL, IN ALL PLANTING AREAS PER MANUFACTURE RECOMMENDATIONS. WWW.PREEN.COM

FIRE SIGNAGE NOTE

ANY VEGETATION THAT MAY GROW TO OR IMMEDIATELY OBSTRUCT ANY FIRE LANE SIGNAGE WILL BE PLANTED IN SUCH A WAY TO PREVENT ANY FUTURE OBSTRUCTION OF SUCH SIGNAGE.

LONG-TERM MAINTENANCE NOTE

ON-GOING MAINTENANCE DURING CONSTRUCTION:

THE CONTRACTOR SHALL BE RESPONSIBLE FOR PROVIDING ON-GOING MAINTENANCE OF ALL COMPLETED LANDSCAPE AND IRRIGATION WORK AS DEFINED UNDER CONTRACT WITH OWNER.

BEGIN MAINTENANCE IMMEDIATELY AFTER PLANTING AND CONTINUE UNTIL LANDSCAPE WORK IS COMPLETED, ACCEPTED BY OWNER, AND IF REQUESTED A FORMAL MAINTENANCE PERIOD IS INITIATED. MAINTAIN LAWNS BY WATERING, FERTILIZING, WEEDING, MOWING, TRIMMING AND OTHER OPERATIONS SUCH AS ROLLING, REGRADING, REPLANTING AS REQUIRED THROUGH CONSTRUCTION PERIOD. REMULCH WITH NEW MULCH IN AREAS WHERE MULCH HAS BEEN DISTURBED BY CONSTRUCTION OPERATIONS SUFFICIENTLY TO NULLIFY ITS PURPOSE. CONTRACTOR SHALL REPAIR SEEDED AREAS DAMAGED BY TRAFFIC AND/OR VANDALISM DURING THE CONSTRUCTION PERIOD.

IF THE IRRIGATION SYSTEM IS NOT AVAILABLE FOR PROPER WATERING AT THE TIME OF INSTALLATION, PROVIDE AND MAINTAIN TEMPORARY PIPING, HOSES, AND LAWN WATERING EQUIPMENT AS REQUIRED TO CONVEY WATER FROM SOURCES AND TO KEEP THE LAWN AREAS UNIFORMLY MOIST AS REQUIRED FOR PROPER GROWTH. FAILURE OF THE IRRIGATION SYSTEM SHALL NOT RELIEVE THE INSTALLER OF THE RESPONSIBILITY TO PROVIDE THE REQUIRED WATER. COORDINATE WITH OWNER.

ONE-YEAR WARRANTY

AS AGREED WITH OWNER CONTRACTOR SHALL PROVIDE ONE-YEAR WARRANTY ON ALL PLANT MATERIAL, GRASSES AND IRRIGATION SYSTEM. REPLACEMENT OF DEAD, DISEASED OR SUBSTANTIALLY DAMAGED PLANT MATERIALS SHALL BE OF THE SAME OR SIMILAR TYPE AS SET FORTH IN THE LANDSCAPE PLAN. REPLACEMENT SHALL BE MADE IN A TIME PERIOD NOT EXCEEDING 15 DAYS. PLANT MATERIAL NEEDING REPLACEMENT DURING WINTER MONTHS SHALL BE REPLACED AT THE START OF THE NEXT GROWING SEASON.

THE OWNER OF THIS PROPERTY AND ANY FUTURE OWNERS SHALL BE RESPONSIBLE FOR THE PROPER LANDSCAPE AND IRRIGATION SYSTEM MAINTENANCE OF THIS SITE AND ANY RIGHT-OF-WAY AREAS BETWEEN THE CURB AND PROPERTY BOUNDARIES OF THIS SITE. MAINTENANCE OF THIS INCLUDES, BUT IS NOT LIMITED TO, IRRIGATION INSPECTIONS AND ADJUSTMENTS, IRRIGATION SYSTEM SHUT DOWN AND START UP, IRRIGATION LEAK REPAIR, LANDSCAPE WEEDING, MOWING, SEEDING, FERTILIZING, WOOD MULCH AND ROCK ADDITIONS, PRUNING AND PLANT MATERIAL REPLACEMENTS. ALL MAINTENANCE SHALL BE DONE IN ACCORDANCE WITH THE ALCC SPECIFICATIONS HANDBOOK REV. EDITION 2007. OWNER SHOULD CONTACT LANDSCAPE CONTRACTOR OR LANDSCAPE ARCHITECT REGARDING ANY QUESTIONS RELATING TO THE LANDSCAPE OR IRRIGATION SYSTEM.

PLANTING AREA SOIL PREP NOTES

FOR ALL PLANTING AREAS SOIL PREPARATION FOR UNDISTURBED OR COMPACTED AREAS:

A. RIP EXISTING SOIL TO A DEPTH OF NINE (9) INCHES MINIMUM IN ONE DIRECTION USING AN AGRICULTURAL RIPPER WITH TINES SPACED NO FURTHER THAN EIGHTEEN (18) INCHES APART OR TILL TO 9" DEPTH. AREAS ADJACENT TO WALKS, STRUCTURES, CURBS, ETC., WHERE THE USE OF LARGE MECHANICAL EQUIPMENT IS DIFFICULT SHALL BE WORKED WITH SMALLER EQUIPMENT OR BY HAND.

B. REMOVE ALL RUBBLE, STONES AND EXTRANEIOUS MATERIAL OVER TWO (2) INCHES IN DIAMETER FROM THE SITE.

C. FOR TREE LOCATIONS REMOVE AND REPLACE EXISTING SOIL TO 36" DEPTH. IF CLAY OR SAND REPLACE WITH GRADE B TOPSOIL.

UTILITIES NOTE

VERIFY LOCATION AND DEPTH OF ALL UNDERGROUND UTILITIES PRIOR TO START OF WORK. CALL 811 FOR UTILITY LOCATES. TREE TRUNK PLACEMENT SHALL BE 6' MINIMUM DISTANCE FROM ANY GAS OR ELECTRIC AND 10' FROM GAS MAINS RATED AT 150PSI. FOR SANITARY SEWER AND WATER MAINLINES TREES SHALL NOT BE LOCATED WITHIN EASEMENTS AND WITHIN 10' OF ANY MAINLINE. ANY CONFLICT BETWEEN TREE LOCATIONS AND UTILITIES SHOWN ON PLANS SHALL BE RESOLVED WITH GENERAL CONTRACTOR PRIOR TO PLANTING. ALL ELECTRICAL VAULTS AND TRANSFORMERS SHALL BE KEPT CLEAR FROM PLANT MATERIAL PER COLORADO SPRINGS UTILITIES GUIDELINES 'LANDSCAPING AND ELECTRICAL EQUIPMENT'. SEE COLORADO SPRINGS UTILITIES CONSTRUCTION STANDARD DRAWINGS 18-302 FOR SPECIFIC CLEARANCE REQUIREMENTS. ALL SHRUBS TO BE LOCATED 3' CLEAR OF ALL FIRE HYDRANTS AT MATURE SIZE.

DOCUMENT NOTE

IRRESPECTIVE OF ANY OTHER TERM IN THIS DOCUMENT, LANDSCAPE ARCHITECT SHALL NOT CONTROL, OR BE RESPONSIBLE FOR CONSTRUCTION MEANS, METHOD, TECHNIQUES, SCHEDULES, SEQUENCES OR PROCEDURES, OR FOR CONSTRUCTION SAFETY OR ANY OTHER RELATED PROGRAMS, OR FOR ANOTHER PARTIES' ERRORS OR OMISSIONS OR FOR ANOTHER PARTIES' FAILURE TO COMPLETE THEIR WORK OR SERVICES IN ACCORDANCE WITH LANDSCAPE ARCHITECT'S DOCUMENTS.

SITE CATEGORY CALCULATIONS

LANDSCAPE SETBACKS (LS)					
STREET NAME OR ZONE BOUNDARY (ELEV.)	STREET CLASSIFICATION	WIDTH (FT.) REQ./PROV.	LINEAR FOOTAGE	TREE/FEET REQUIRED	NO. OF TREES REQ./PROVIDED
VALLEY STREET	NON-ARTERIAL	10/10 FT	341 LF	1/30 FT	12/2 - 5 NEW (1 EXISTING)
SHRUB SUBSTITUTES REQ./PROV. (25% MAX)	ORNAMENTAL GRASS SUB. 2/1 REQ./PROV.	SETBACK PLANT ABBR. DENOTED ON PLAN	PERCENT GROUND PLANE VEG. REQ./PROV.		
0/0	0/0	LS	75%/75%		

MOTOR VEHICLE LOTS (MV)					
NO. OF VEHICLE SPACES PROVIDED	SHADE TREES (1/5 SPACES) REQ./PROV.	VEHICLE LOT FRONTAGE(S)	LENGTH OF FRONTAGE (FT) (EXCLUDING DRIVEWAYS)	2/3 LENGTH OF FRONTAGE (FT)	
55	4/4	FRONTAGE	201 LF	136 LF	
(.5) MIN. 3' SCREENING PLANTS REQ./PROV.	EVERGREEN PLANTS REQ. 50%/PROV.	LENGTH OF SCREENING WALL OR BERRY PROV.	VEHICLE LOT PLANT ABBR. ON PLAN	PERCENT GROUND PLANE VEG. REQ./PROV.	
28/28	14/14	0 LF	MV	75%/75%	

INTERNAL LANDSCAPING (IL)					
INTERNAL LANDSCAPE AREA INCLUDES ALL LANDSCAPE AREAS NOT INCLUDING SETBACKS, BUFFERS OR MOTOR VEHICLE ISLANDS. 100% SHRUB SUBSTITUTION FOR NON-RESIDENTIAL / 50% SHRUB SUBSTITUTION FOR MULTI-FAMILY:					
NET SITE AREA (SF) (LESS PUBLIC ROW)	PERCENT MINIMUM INTERNAL AREA (%)	INTERNAL AREA (SF) REQ./PROV.	INTERNAL TREES (1/500 SF) (EXCLUDING DRIVEWAYS)		
11,024 SF	NON-RESIDENTIAL 5%	5,512 SF (5,600 SF)	11/10 (5 EXISTING)		
SHRUB SUBSTITUTES REQ./PROV.	ORNAMENTAL GRASS SUB. REQ./PROV.	INTERNAL PLANT ABBR. DENOTED ON PLAN	PERCENT GROUND PLANE VEG. REQ./PROV.		
20/15	5/10	IL	75%/75%		

LANDSCAPE BUFFERS AND SCREENS (LB & LBT)					
STREET NAME OR PROPERTY LINE (ELEV.)	WIDTH (FT.) REQ./PROV.	LINEAR FOOTAGE	BUFFER TREES (1/20') REQ./PROV.	EVERGREEN TREES REQ. (50%) / PROVIDED	
NA	NA	NA	NA	3/3 (GRASSES AND TREES)	
TRASH ENCLOSURE(S)	NA	NA	NA		
LENGTH OF 6 FT. OR ABOVE STRUCTURE REQ./PROV.	TREE ABBR. DENOTED ON PLAN	PERCENT GROUND PLANE VEG. REQ./PROV.			
6' HIGH ENCLOSURE	LBT (SHRUB)	NA			

HIGHER GROUND DESIGNS, INC.
LANDSCAPE ARCHITECTURE, PLANNING & IRRIGATION DESIGN

5350 NORTH ACADEMY BLVD., STE. 207
COLORADO SPRINGS, CO 80916
Phone 719-477-1646
Fax 719-586-1122



1450 VALLEY STREET ADDITION
COLORADO SPRINGS, CO EL PASO COUNTY

THESE DRAWINGS ARE THE PROPERTY OF HIGHER GROUND DESIGNS, INC. AND SHALL NOT BE USED FOR ANY OTHER PROJECT WITHOUT THE AUTHORIZATION OF HIGHER GROUND DESIGNS, INC. THESE DRAWINGS ARE FOR APPROVAL ONLY.

PREPARED FOR:
HAMMERS CONSTRUCTION

For Approval Only

JOB NUMBER	1091-22
REVISIONS	
ORIGINAL DATE	10-31-22
DRAWN BY	
DESCRIPTION	LANDSCAPE PLAN NOTES
SHEET NO.	L1.2

NOT FOR CONSTRUCTION