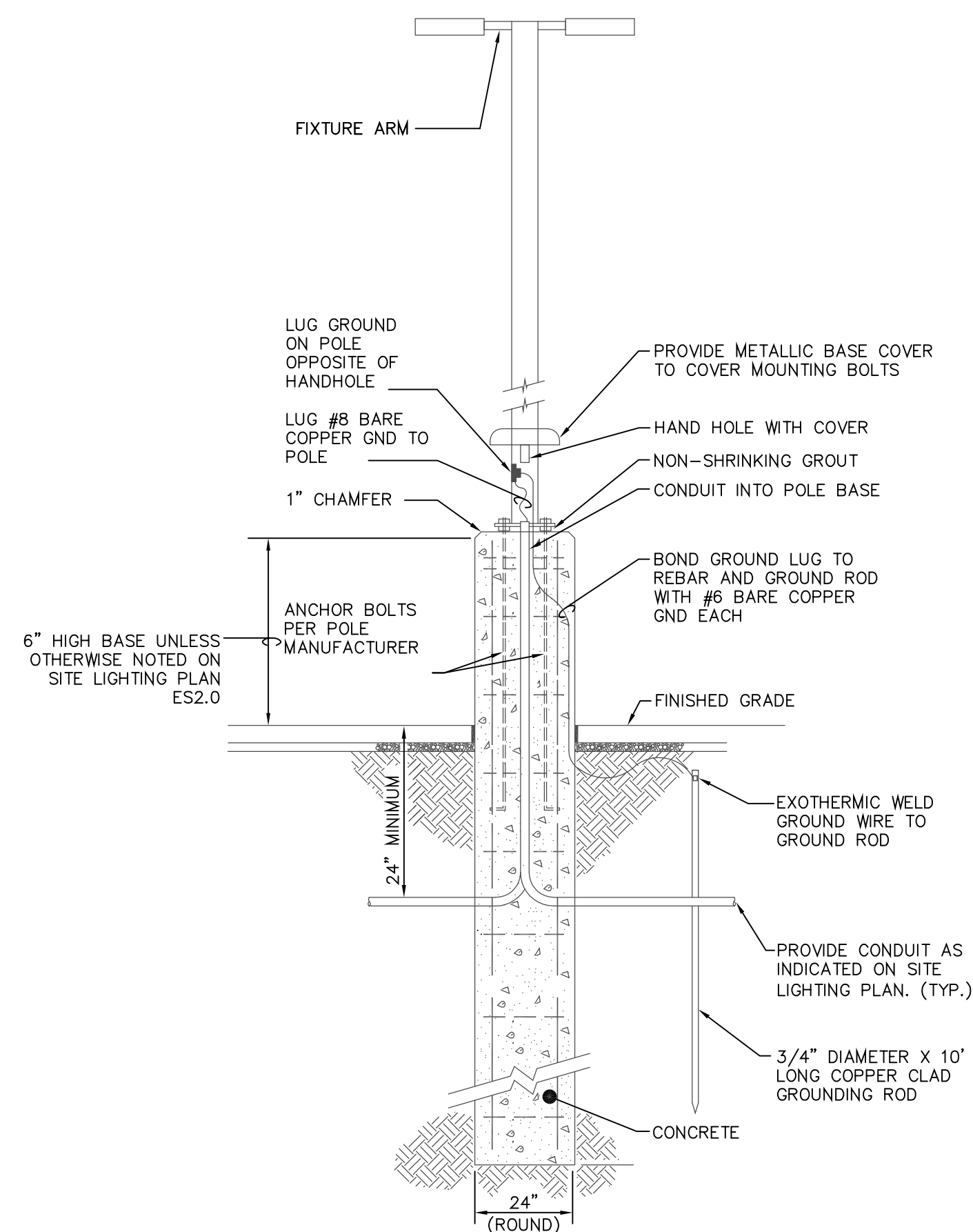


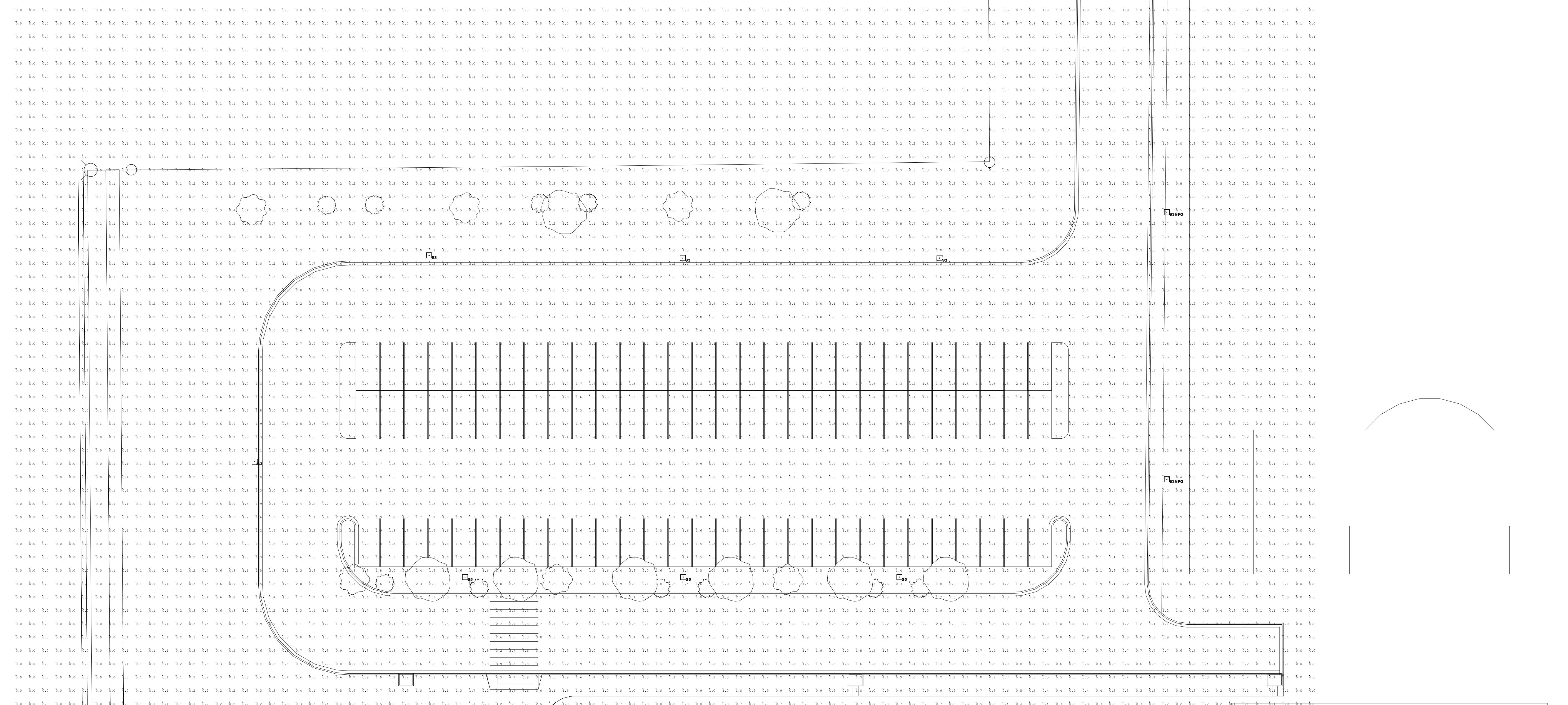
# LONDONDERRY ELEMENTARY SCHOOL

NEW CONSTRUCTION



\*NOTE: COORDINATE FINAL DESIGN FOOTING DIMENSIONS, REBAR SIZES AND LOCATIONS WITH STRUCTURAL ENGINEER.

**1 POLE BASE DETAIL**  
SCALE: NONE



Calculation Summary						
Label	Units	Avg	Max	Min	Avg/Min	Max/Min
Loading Dock	Fc	1.30	2.4	0.3	4.33	8.0
North Entry Road	Fc	1.87	3.2	0.1	18.70	32.00
North Parking Lot	Fc	1.84	4.5	0.5	3.68	9.0
Pedestrian Paths	Fc	2.85	7.0	0.3	9.50	23.33
South Parking Lot	Fc	2.28	5.7	0.1	22.80	57.00

Luminaire Schedule					
Symbol	Tag	Qty	Label	Description	Lum. Watts
-	S3NFO	7	AR3P70-80L4K-NFO	KIM AR3P70-80L4K-NFO, TYPE 3 AT 25 FT WITH NFO	185.9
-	S3	11	AR3P70-80L4K	KIM AR3P70-80L4K, TYPE 3 AT 25 FT	186.3
-	S5	8	AR5P70-80L4K	KIM AR5P70-80L4K, TYPE 5 AT 25 FT	187.1
-	SP2	12	SAR2P70-40L4K	KIM SAR2P70-40L4K, TYPE 3 AT 14 FT	92.7

OWNERSHIP OF INSTRUMENTS OF SERVICE:  
ALL REPORTS, PLANS, SPECIFICATIONS, COMPUTER FILES, FIELD DATA, NOTES AND OTHER DOCUMENTS AND INSTRUMENTS PREPARED BY DESIGN PROFESSIONAL AS INSTRUMENTS OF SERVICE SHALL REMAIN THE PROPERTY OF THE DESIGN PROFESSIONAL. THE DESIGN PROFESSIONAL SHALL RETAIN ALL COMMON LAW STATUTORY AND OTHER RESERVED RIGHTS INCLUDING THE COPYRIGHT THEREIN.

**CRP ARCHITECTS AIA**  
100 E. St. Vrain, Suite 300  
Colorado Springs, Colorado 80903

**SITE PHOTOMETRICS**

SCALE : 1"=20'-0"

	DATE:	04/05/2017
	DRAWN BY:	BMG
	CHECKED BY:	ELE
	REVISED:	

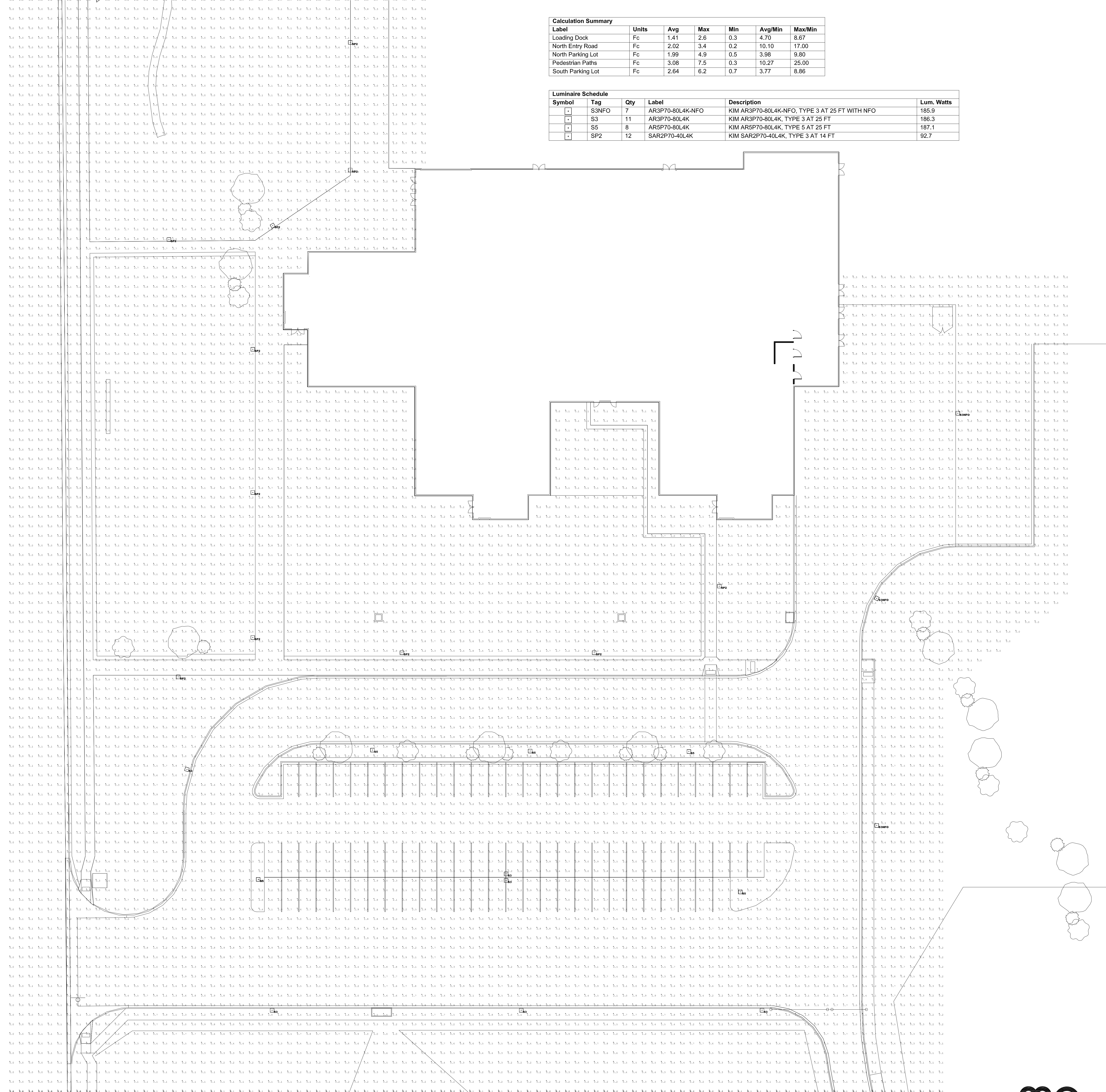


# LONDONDERRY ELEMENTARY SCHOOL

NEW CONSTRUCTION

Calculation Summary						
Label	Units	Avg	Max	Min	Avg/Min	Max/Min
Loading Dock	Fc	1.41	2.6	0.3	4.70	8.67
North Entry Road	Fc	2.02	3.4	0.2	10.10	17.00
North Parking Lot	Fc	1.99	4.9	0.5	3.98	9.80
Pedestrian Paths	Fc	3.08	7.5	0.3	10.27	25.00
South Parking Lot	Fc	2.64	6.2	0.7	3.77	8.86

Luminaire Schedule						
Symbol	Tag	Qty	Label	Description	Lum. Watts	
□	S3NFO	7	AR3P70-80L4K-NFO	KIM AR3P70-80L4K-NFO, TYPE 3 AT 25 FT WITH NFO	185.9	
□	S3	11	AR3P70-80L4K	KIM AR3P70-80L4K, TYPE 3 AT 25 FT	186.3	
□	S5	8	AR5P70-80L4K	KIM AR5P70-80L4K, TYPE 5 AT 25 FT	187.1	
□	SP2	12	SAR2P70-40L4K	KIM SAR2P70-40L4K, TYPE 3 AT 14 FT	92.7	



OWNERSHIP OF INSTRUMENTS OF SERVICE:  
ALL REPORTS, PLANS, SPECIFICATIONS, COMPUTER FILES, FIELD DATA, NOTES AND OTHER DOCUMENTS AND INSTRUMENTS PREPARED BY DESIGN PROFESSIONAL AS INSTRUMENTS OF SERVICE SHALL REMAIN THE PROPERTY OF THE DESIGN PROFESSIONAL. THE DESIGN PROFESSIONAL SHALL RETAIN ALL COMMON LAW STATUTORY AND OTHER RESERVED RIGHTS INCLUDING THE COPYRIGHT THEREIN.

**CRP ARCHITECTS AIA**  
100 E. St. Vrain, Suite 300  
Colorado Springs, Colorado 80903

**SITE PHOTOMETRICS**

SCALE : 1"=20'-0"

	DATE:	04/05/2017
	DRAWN BY:	BMG
	CHECKED BY:	ELE
	REVISED:	