



**PLANNING and COMMUNITY DEVELOPMENT DEPARTMENT**

Issue Date: 6/7/2019

Permit Number: 30650

**DRIVEWAY ACCESS PERMIT/WAIVER**

The undersigned applicant agrees to perform all work in accordance with the El Paso County Subdivision Criteria Manual, El Paso Land Development Code, recorded plat (if applicable), requirements specified below, and any permit attachments. Should the preceding conditions not be satisfied, this permit shall be considered NULL and VOID.

APPLICANT: SIMON A LAMM

Company: HOMEOWNER

Telephone: (719) 337-6452 Address: 11420 SALEM CT

City: PEYTON

State: CO

ZIP: 80831-6830

Project Location: (Street Address, Lot Number, Tax Schedule #)      TYPE OF DRIVEWAY ACCESS

8240 J D JOHNSON RD

Single Family Dwelling

Comments: SEE ATTACHED DRIVEWAY DETAIL AND SPECIFICATION SHEET

Remarks:

An 18 inch minimum diameter capacity culvert is REQUIRED within the right-of-way. Installation of an elliptical culvert (15x21) may be advised in areas where existing ditch is shallow. Any ditch excavation or re-grading needed to allow for proper installation of the culvert, maintaining positive drainage and stabilization of all disturbed area is the responsibility of the property owner served by the access granted. Single access, maximum width 24 feet. Concrete or metal culvert required as plastic is no longer allowed. Maximum 4% grade for the first 20' from edge of public roadway.

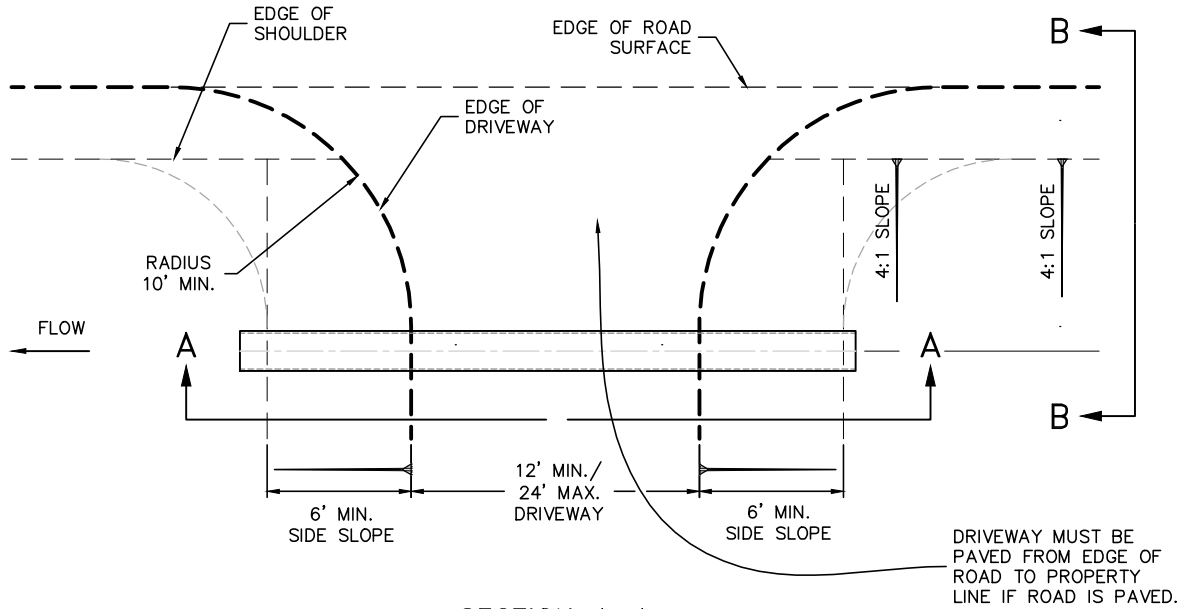
REQUIREMENTS:

1. STATE LAW REQUIRES that utilities be located prior to construction. At least two days advance notice must be given. Phone 1-800-922-1987
2. All work sites must be signed and protected in accordance with the current issue of the MANUAL ON UNIFORM TRAFFIC CONTROL DEVICES and any permit attachments.
3. Should it become necessary for El Paso County to sign, light and barricade hazardous areas or restore the Right-of-Way to its original condition, all costs of said work shall be borne by the applicant.
4. All backfill shall be compacted to 90% of AASHTO T-180 unless otherwise specified.
5. ALL ACCESSES ARE SUBJECT TO RECONSIDERATION UPON LAND USE OR TRAFFIC CHANGES. All permits issued are for a SINGLE ACCESS point to a specific roadway.
6. Road closure will not be permitted.
7. This permit is not good for access to planned arterial roadways.
8. Permit is VOID if construction is not completed within 90 days.
9. Applicant should contact local Fire Protection District for any additional requirements.
10. Monuments within the ROW are not included with this permit; an EPC DOT Encroachment Permit may be required. Please call (719)520-6460 for information.

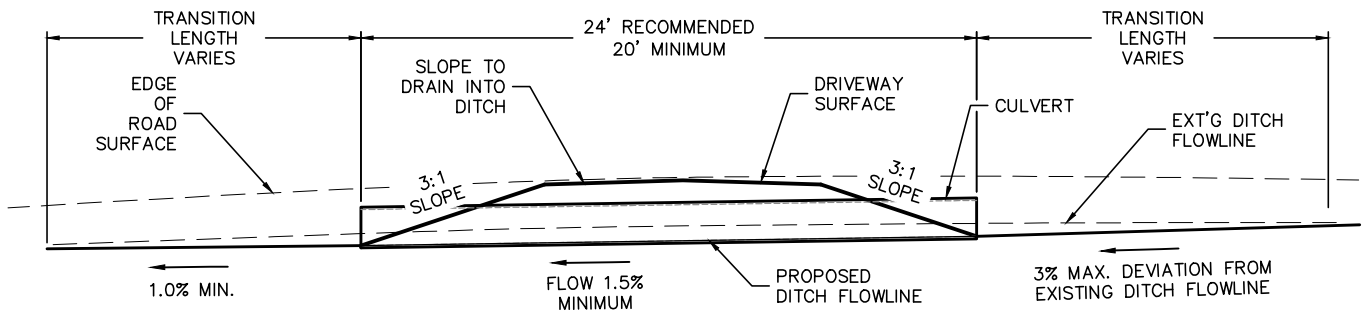
Fee:	\$170.00
Surcharge:	\$37.00
<u>Total Charge:</u>	<u>\$207.00</u>

# DRIVEWAY DETAIL AND SPECIFICATION SHEET

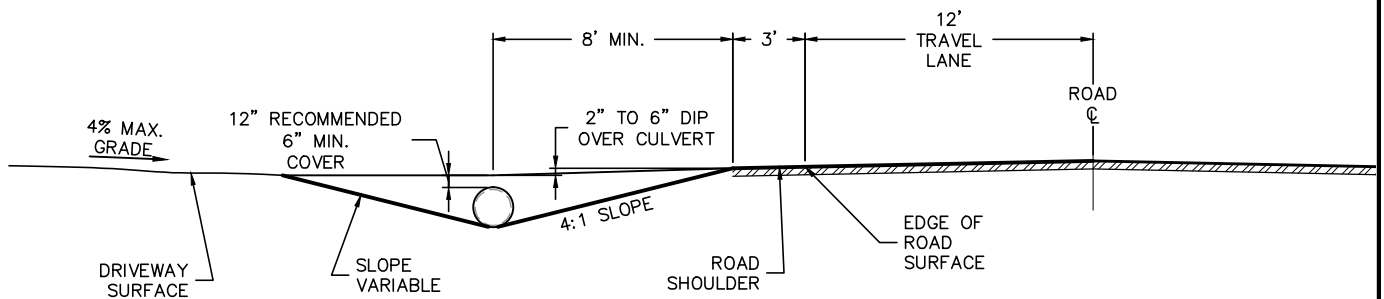
NOT TO SCALE



**SECTION A-A**



**SECTION B-B**



## GENERAL NOTES

1. MINIMUM CULVERT DIAMETER IN ROADSIDE DITCH IS 18 INCHES, IF CULVERT IS REQUIRED. LARGER DIAMETER CULVERT MAY BE REQUIRED FOR PROPER DRAINAGE.
2. ACCEPTABLE PIPE MATERIALS; CORRUGATED STEEL, REINFORCED CONCRETE.
3. DITCH TO BE GRADED TO DRAIN AT PIPE INLET AND OUTLET AS NEEDED FOR PROPER DRAINAGE.
4. REVEGETATION OF DISTURBED AREAS IS REQUIRED.
5. MAINTENANCE RESPONSIBILITY OF CULVERT AND DITCH FOR A DISTANCE OF TEN FEET BEYOND EACH END RESTS WITH THE PROPERTY OWNER AFTER INITIAL INSTALLATION.
6. UTILITY LOCATIONS MUST BE OBTAINED PRIOR TO ANY EXCAVATION.
7. ANY CHANGES TO THE ABOVE DESIGN MUST BE SUBMITTED AND APPROVED BY THE COUNTY PRIOR TO CULVERT INSTALLATION.