

a recreational
lifestyle community

WOODMEN HILLS

***WOODMEN HILLS
METROPOLITAN DISTRICT***

***LIFT STATION #1 REPLACEMENT
OPERATIONS & MAINTENANCE MANUAL
for
PERMEABLE PAVING SYSTEM***

December 2018

Prepared By:



CONSULTANTS, INC.

Add PCD File No. PPR1841

**OPERATIONS AND MAINTENANCE MANUAL
WOODMEN HILLS METROPOLITAN DISTRICT**

LIFT STATION #1 – PERMEABLE PAVING SYSTEM

Table of Contents

OPERATIONS AND MAINTENANCE PROCEDURES

- Description
- Purpose
- Installation
- Routine Maintenance
- Manufacturer's Manuals

Operations and Maintenance Procedures

Description:

A permeable paving system covers approximately 3,300 square feet of driveway and parking area at the site of Lift Station #1 (LS1). This facility is owned and operated by the Woodmen Hills Metropolitan District (WHMD, the District), and conveys wastewater via lifting pumps from the southernmost portion of the District to the Falcon Lift Station on McLaughlin Road.

The paving system consists of approximately four inches (4") of AASHTO #57 crushed gravel below a one-inch thick, high-density polyethylene (HDPE) grid paver, with 1-1/2 inches of 3/8-inch gravel inside and above the grid paver. The top of the 3/8" gravel is "at grade" for the driveway and parking areas.

Purpose:

The purpose of the permeable paving system is to offset the need for a detention pond while allowing storm water to infiltrate almost immediately and filter into the soils beneath instead of flowing immediately offsite. The volume of the permeable material at an assumed 40% void ratio is roughly 4,500 gallons, or 1,500 cubic feet.

Installation:

Grid pavers are placed on AASHTO #57 gravel and interlocked. Galvanized steel stakes are used to secure the pavers in place prior to installation of 3/8-inch gravel inside and above the pavers.

Routine Maintenance:

Routine maintenance of the paving system involves:

- Replacement of any gravel displaced during normal operations
- Replacement of grid pavers upon damage
- Spraying for weeds and removal of weeds
- Do not use equipment intended for thatching, scalping, or aerating on paving system.

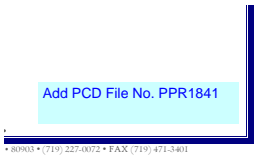
Manufacturers' Manuals ←


Please include a copy of the manufacturer's manual.

Specific manufacturer's manuals are part of the final O&M manual presented to the District upon completion of the overall project. Copies of these manuals will be included under separate cover.

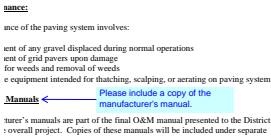
Markup Summary


Daniel Torres (2)



Subject: Text Box
Page Label: 1
Lock: Unlocked
Author: Daniel Torres
Date: 2/21/2019 9:08:47 AM
Color: 

Add PCD File No. PPR1841



Subject: Callout
Page Label: 3
Lock: Unlocked
Author: Daniel Torres
Date: 2/21/2019 9:09:17 AM
Color: 

Please include a copy of the manufacturer's manual.