GOVERNMENTAL AGENCIES

BUILDING DEPARTMENT
City of Colorado Springs
Pikes Peak Regional Building Department
2880 International Circle,
Colorado Springs, CO 80910
Phone: 719.327.2880

FIRE DEPARTMENT
Colorado Springs Fire Department
375 Printers Parkway,
Colorado Springs, CO 80910
Phone: 719.385.5950

HEALTH DEPARTMENT
El Paso County Public Health
1675 W. Garden of the Gods Rd, Suite 2044,
Colorado Springs, CO 80907
Phone: 719.578.3199

BUILDING DATA

BUILDING CODE:
2021 International Existing Building Code

PLUMBING CODE:
2021 International Plumbing Code

MECHANICAL CODE:
2021 International Mechanical Code

ELECTRICAL CODE:
2023 National Electrical Code

FIRE CODE:
2021 International Fire Code

ACCESSIBLITY CODE:
2017 ANSI Standard A117.1

ENERGY CODE:
2021 International Energy Conservation Code

ALTERNATE BID ITEMS

1

05934
P14 DT-L
Powers & Palmer Park

SEC OF POWERS BLVD AND PALMER PARK BLVD
COLORADO SPRINGS, CO 80951



VICINITY MAP

REGION: WEST



N

SHEET INDEX	
SHEET NUMBER	SHEET NAME
G-000	COVER SHEET
A-201	FLOOR PLAN
A-301	EXTERIOR ELEVATIONS
A-302	EXTERIOR ELEVATIONS - COLOR
A-103	REFUSE ENCLOSURE
A-104	ORDER POINT CANOPY
A-105	OUTSIDE MEAL DELIVERY CANOPY

DESIGNOTES APPLIED IN CURRENT PROJECT

DESIGNOTE #	REV #	DESCRIPTION
2024-016	0	DUAL SIDED COLD RAIL
2024-017	0	ROOFTOP UNIT SCHEDULES
2024-018	0	TANK-TYPE WATER HEATER INSTALLATION CLEARANCES
2024-019	0	RECIRCULATION PUMP AND FILTER CIRCUIT

ITEMS OF IMPORTANCE

INCLUDED IN PROJECT	ITEM NUMBER	ITEM DESCRIPTION

*NOTE: REVISION SCHEDULE ABOVE MAY NOT LIST REVISIONS TO ALL DISCIPLINES. REFER TO REVISED DRAWINGS FOR CHANGES TO SHEETS NOT LISTED HERE.

ARCHITECT
ChangeUp
2056 Byers Rd.
Miamisburg, OH, 45342
Phone:(844) 804-7700
Contact Name: Sergio Ramos
Contact Email:
sergio.ramos@changeupinc.com

STRUCTURAL
AUE
13228 NE 20thh Street, Ste. 100
Bellevue, WA 98005
Contact Name: John Armour
Contact Email:
johna@au-eng.com

MECHANICAL
WHS Engineering
2012 West 25th Street, Suite 900
Cleveland, OH, 44113
Phone:(216) 227-8505 (x1010)
Contact Name:Jeff Zunt
Contact Email: jeff@whs-eng.com

PLUMBING
WHS Engineering
2012 West 25th Street, Suite 900
Cleveland, OH, 44113
Phone:(216) 227-8505 (x1010)
Contact Name:Jeff Zunt
Contact Email:
jeff@whs-eng.com

ELECTRICAL
WHS Engineering
2012 West 25th Street, Suite 900
Cleveland, OH, 44113
Phone:(216) 227-8505 (x1010)
Contact Name:Jeff Zunt
Contact Email:
jeff@whs-eng.com

CIVIL
MERRICK
8051 E. Maplewood Avenue
Suite 300
Greenwood Village, CO 8011
Phone: 303.353.3359
Contact Name: Jon Killingsworth
Contact Email:
jon.killingsworth@merrick.com

KITCHEN
Trimark USA
210 Commerce
Irvine, CA, 92602
Phone: 407-225-5017
Contact Name: Alex Wolfe
Contact Email:
alex.wolfe@trimarkusa.com

LANDSCAPE
MERRICK
8051 E. Maplewood Avenue
Suite 300
Greenwood Village, CO 8011
Phone: 303.353.3359
Contact Name: Jon Killingsworth
Contact Email:
jon.killingsworth@merrick.com

PCD FILE # PPR2521

Chick-fil-A
5200 Buffington Road
Atlanta, Georgia
30349-2998

Design Forum Architects Inc.
2056 Byers Rd
Miamisburg, OH 45342
Tel: (844) 804-7700
Donald J. Rethman
Architect In Charge

PROTOTYPICAL SET

NOT FOR REGULATORY APPROVAL, BIDDING, OR CONSTRUCTION

CHICK-FIL-A
Powers & Palmer Park
5813 PALMER PARK BLVD
COLORADO SPRINGS, CO 80915

FSR#05934

BUILDING TYPE / SIZE: P14 DT-L
RELEASE: 24.11
PRINTED FOR

REVISION SCHEDULE

NO.	DATE	DESCRIPTION

CONSULTANT PROJECT #
DATE
DRAWN BY Author

Information contained on this drawing and in all digital files produced for above named project may not be reproduced in any manner without express written or verbal consent from authorized project representatives.

SHEET
COVER SHEET

SHEET NUMBER
G-000

8/28/2025 10:47:10 AM Autodesk Docs://CO_05934_Powers & Palmer Park_2024.12_DTO\05934_Powers & Palmer Park_ARC.rvt
05-DT-L-05934-G-000-COVER SHEET

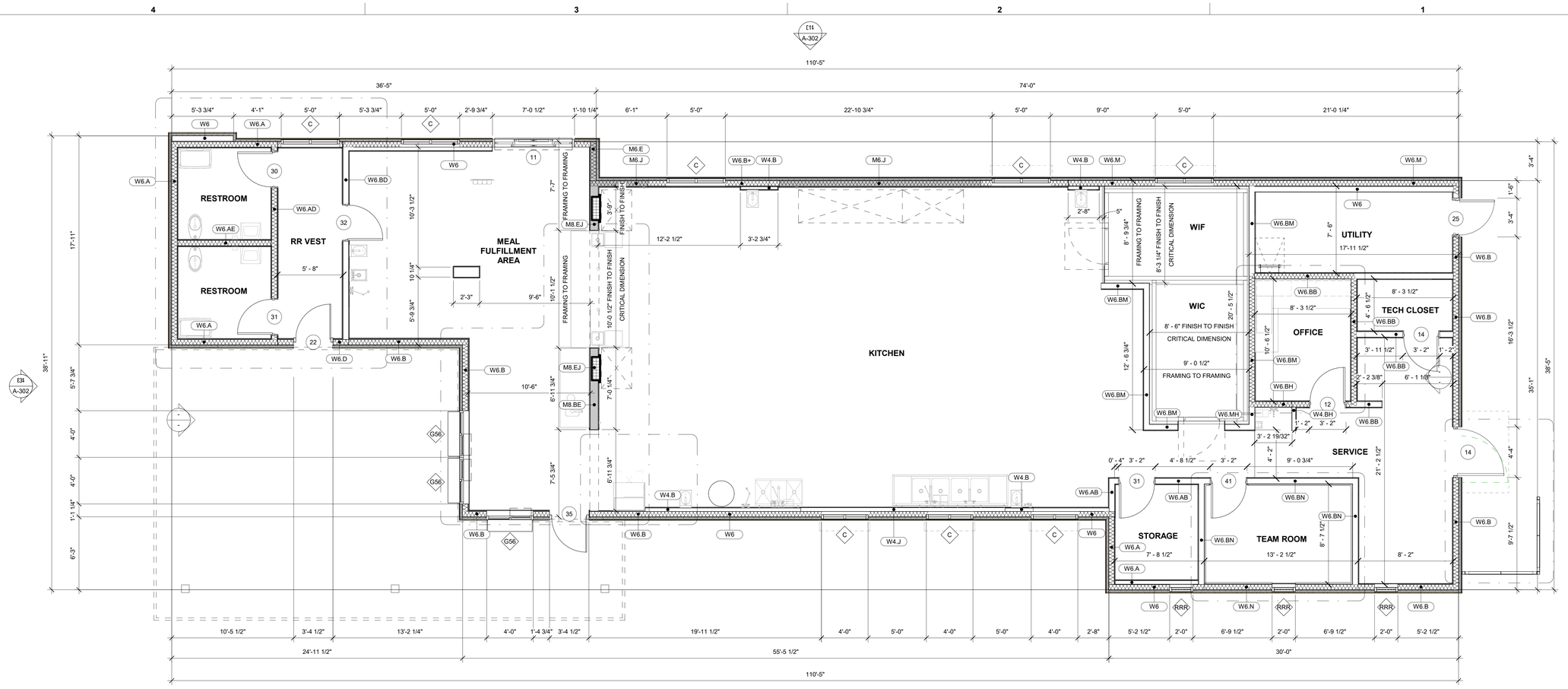

C1 FLOOR PLAN
1/4" = 1'-0"

REFER TO LEGEND BELOW FOR WALL CAVITY FRAMING AND INSULATION

W6.A8+

REFER TO WALL TYPES ON THE RIGHT FOR SHEATHING AND MATERIALS ON EXPOSED SIDE(S) OF WALL (REFER TO ROOM LABELS FOR ORIENTATION)

PLUS SIGN INDICATES ADDITIONAL LAYER OF SHEATHING

WOOD STUD WALL	
W4	2x4 WOOD STUDS
W6	2x6 WOOD STUDS
W8	2x8 WOOD STUDS
METAL STUD WALL	
M4	3 5/8" METAL STUDS
M6	6" METAL STUDS
M8	8" METAL STUDS
BATT INSULATION	

NOTE 1: WALL BLOCKING SHALL BE THE GENERAL CONTRACTOR'S RESPONSIBILITY. BLOCKING SHALL INCLUDE, BUT IS NOT LIMITED TO: AREAS INDICATED ON INTERIOR ELEVATIONS FOR GRAB BARS, SHELVING BRACKETS, MONITORS, FIXTURES, ETC, AS WELL AS BLOCKING FOR WINDOWS, CANOPIES ROOF FRAMING, ROOF TOP UNITS, ETC.

NOTE 2: REFER TO STRUCTURAL DRAWINGS AND WALL SECTIONS FOR EXTERIOR WALL CONSTRUCTION.

NOTE 3: REFER TO FINISH PLAN FOR WALL FINISH INFO AND SPECIFICATIONS FOR WALL SHEATHING INFO. DIMENSIONS SHOWN ARE FROM FLOOR FINISH, TYP.

NOTE 4: GENERAL CONTRACTOR TO PROVIDE AND/OR VERIFY FIRE BLOCKING AT 10' MAX VERTICAL SPACING AND AT CEILING HEIGHT IN ALL COMBUSTIBLE STUD WALLS, ACCORDING TO LOCAL CODE REQUIREMENTS.

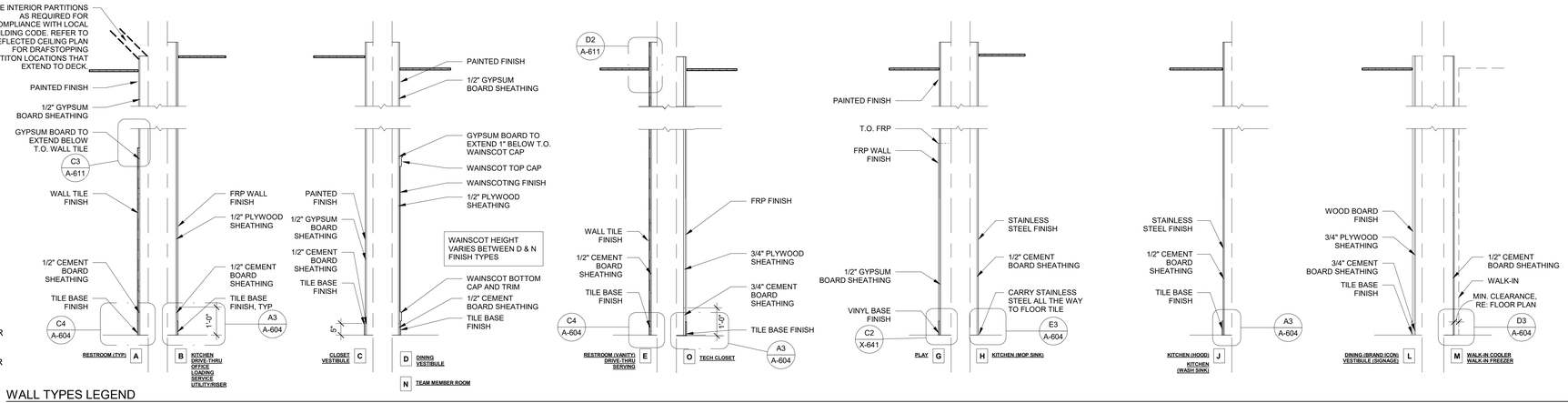

WALL TYPES LEGEND
N.T.S.

INSULATION SCHEDULE		
LOCATION	R-VALUE	THICKNESS
ROOF	R- 29	5" RIGID
WALL (CONTINUOUS)	R-5	1" RIGID
WALL (CAVITY)	R-19	6" BATT
SLAB	R-10	2" RIGID

NOTES:
1. REFER TO FLOOR PLAN AND WALL SECTION SHEETS FOR INSULATION EXTENTS AND LOCATIONS.
2. REFER TO SPECIFICATIONS FOR INSULATION PRODUCT INFORMATION.

FLOOR PLAN GENERAL NOTES

A.1 ALL DIMENSIONS SHOWN ARE FRAMING DIMENSIONS (FACE OF STUD/JAMB) UNLESS OTHERWISE NOTED.
A.2 FASTENERS, ANCHORS, CLIPS, STRAPS, ETC WHICH ARE IN CONTACT WITH PRESERVATIVE AND/OR FIRE TREATED WOOD SHALL BE OF G-185 HOT DIPPED ZINC-COATED GALVANIZED STEEL, STAINLESS STEEL, OR AN APPROVED EQUAL
A.3 REFER TO CIVIL AND LANDSCAPE FOR LOCATIONS OF WALKS, BOLLARDS, LANDSCAPING AREAS, FLAG POLE, AND OTHER SITE ITEMS.
A.4 REFER TO INTERIOR ELEVATIONS FOR LOCATIONS AND TYPES OF CORNER GUARDS.
A.5 CONTRACTOR TO COORDINATE LOCATION OF POLE MOUNTED EXTERIOR CAMERA WITH STRONG SYSTEMS AND INSTALL UNDERGROUND CONDUIT AS REQUIRED. RE: ELECTRICAL
A.6 REFER TO ACCESSIBILITY PLAN AND FURNITURE DRAWINGS FOR SEATING LAYOUT & SPECIFICATIONS. CONTACT: OWNER.
A.7 REFER TO ACCESSIBILITY PLAN AND OWNER DRAWINGS FOR CONDIMENT COUNTERS AND TRASH RECEPTACLES.
A.8 REFER TO IT WALLBOARD USER GUIDE FOR WALLBOARD INSTALLATION, IF APPLICABLE.
A.9 REFER TO MILLWORK PLAN FOR RAISED CONCRETE CURB LOCATIONS.
A.10 FREEZER AND COOLER DOORS AND HARDWARE SUPPLIED BY FREEZER/COOLER MANUFACTURER

FLOOR PLAN LEGEND:

CT CABINET RE: ELECTRICAL
MDP RE: ELECTRICAL
STEEL WALL BY OWNER RE: FURNITURE PLANS FOR DIMENSIONS AND DETAILS
ITEM BY OWNER
SOFFIT OR BULKHEAD ABOVE RE: REFLECTED CEILING PLAN
TRIM OPENING
2-SIDED BRAND ICON RE: OWNER DRAWINGS
RECESSED PIN AND SLEEVE BOX. RE:A2 / A-604& MEP DRAWINGS.
ELECTRICAL PANEL RE: ELECTRICAL

PCD FILE # PPR2521

Chick-fil-A
5200 Buffington Road
Atlanta, Georgia
30349-2998

Design Forum Architects Inc.
2056 Byers Rd
Miamisburg, OH 45342
Tel: (844) 804-7700
Donald J. Rethman
Architect In Charge

PROTOTYPICAL SET

NOT FOR REGULATORY APPROVAL, BIDDING, OR CONSTRUCTION

CHICK-FIL-A
Powers & Palmer Park
5813 PALMER PARK BLVD
COLORADO SPRINGS, CO 80915

FSR#05934

BUILDING TYPE / SIZE: P14 DT-L
RELEASE: 24.11
PRINTED FOR

REVISION SCHEDULE

NO.	DATE	DESCRIPTION

CONSULTANT PROJECT #
DATE
DRAWN BY Author

Information contained on this drawing and in all digital files produced for above named project may not be reproduced in any manner without express written or verbal consent from authorized project representatives.

SHEET
FLOOR PLAN

SHEET NUMBER
A-201

8/28/2025 10:47:21 AM Autodesk Docs://CO_05934_Powers & Palmer Park_2024 12_DTO/05934_Powers & Palmer Park_ARC.rvt
10-DT-L-05934-A-201-FLOOR PLAN

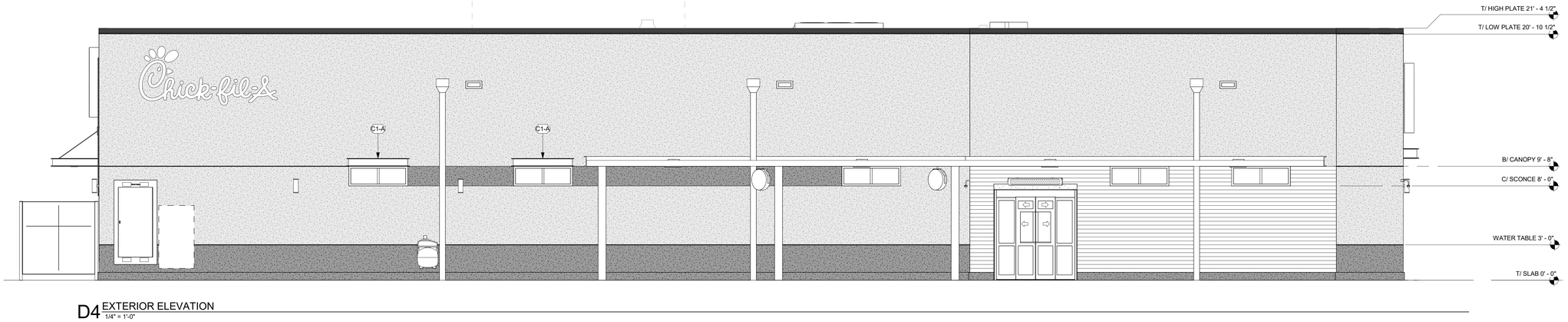

D4 EXTERIOR ELEVATION
1/4" = 1'-0"

C4 EXTERIOR ELEVATION
1/4" = 1'-0"

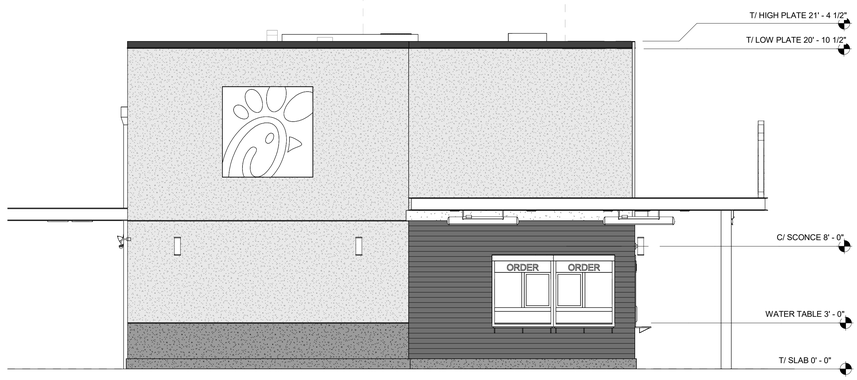

B4 EXTERIOR ELEVATION
1/4" = 1'-0"

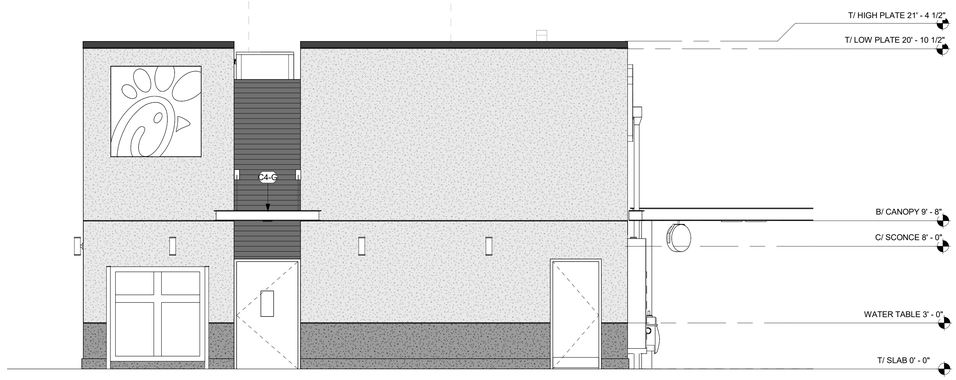

B2 EXTERIOR ELEVATION
1/4" = 1'-0"

FINISH SCHEDULE - EXTERIOR

MARK	DESCRIPTION	MANUFACTURER	MODEL NAME	MODEL NUMBER	COLOR	NOTE
CM-1	WOOD COMPOSITE MATERIAL	RESYSTA INTERNATIONAL	FACADE CLADDING 7CH	RESP340812	C02, PALE GOLDEN	
CP-1	CANOPY METAL FASCIA		DURA COAT	DC19ST-2703	DARK BRONZE	OIL RUBBED BRONZE METALLIC TEXTURE PVD
CP-2	CANOPY METAL DECK				WHITE	SMOOTH WHITE, HIGH GLOSS
EC-1	PARAPET WALL COPING	DUROLAST / EXCEPTIONAL METALS			MIDNIGHT BRONZE	
PT-100	EXTERIOR PAINT	SHERWIN WILLIAMS	SHER-CRYL HIGH PERFORMANCE ACRYLIC #B66-350	SW 2807	ROOKWOOD	REFUSE ENCLOSURE - FINISH: SEMI-GLOSS ON DOOR FRAMES, SATIN ON WALLS
PT-113	EXTERIOR PAINT	SHERWIN WILLIAMS	SHER-CRYL HIGH PERFORMANCE ACRYLIC #B66-350		DARK BRONZE	FINISH: SEMI-GLOSS EXTERIOR METALS
SC-1	STUCCO	SHERWIN WILLIAMS	WESTHIGHLAND WHITE	SW-7566	WESTHIGHLAND WHITE	FINISH: SAND MEDIUM
SC-2	STUCCO	SHERWIN WILLIAMS	HARDWARE	SW-6172	HARDWARE	FINISH: SAND MEDIUM
ST-1	STOREFRONT	YKK	YES 45		DARK BRONZE (MATTE)	

ATTACHED CANOPY SCHEDULE

Mark	Description	Count	Overall Width	Overall Depth	Tie Back Mounting (Offset From Top)	Integral Lighting
C1-C	Exterior Canopy	5	<varies>	1' - 0"	0' - 0"	No
C4-G	Exterior Canopy	1	7' - 0"	4' - 0"	2' - 4"	Yes
Grand total		6				

CANOPY NOTES:

BUILDING MOUNTED CANOPIES - 8" THICK CANOPY
- KYNAR FINISH OF STRUCTURE, FASCIA, & DECKING TO MATCH CP-1

COLUMN MOUNTED CANOPIES - 10" THICK CANOPY
- FINISH OF STRUCTURE TO BE CP-1
- FINISH OF DECKING TO BE CP-2

GENERAL NOTES
1. ALL SIGNAGE PROVIDED BY OTHERS
2. REF FLOOR PLAN AND WINDOW LEGEND FOR STOREFRONT INFORMATION

LEGEND

SC-1 — STUCCO SYSTEM COLOR: WEST HIGHLAND WHITE FINISH: SAND MEDIUM

SC-2 — STUCCO SYSTEM COLOR: HARDWARE FINISH: SAND MEDIUM

EC-1 — PRE-FINISHED METAL COPING COLOR: MIDNIGHT BRONZE

CM-1 — WOOD PANELING COLOR: PALE GOLDEN

EXPANSION JOINT, SEALANT COLOR TO MATCH MORTAR COLOR, RE: SPECIFICATIONS

CARD READER BY SECURITY VENDOR - RE: ELEC

SCUPPER - PT-113 SEE

DOWNSPOUT - PT-113 SEE

MDP - PT-113 RE: ELECTRICAL

OIL EXTRACTION PORT ACCESS BOX

CO2 FILL BOX - RE: KITCHEN

LIGHT FIXTURE - RE: ELECTRICAL

LIGHT FIXTURE - RE: ELECTRICAL

CT CABINET - PT-113 RE: ELECTRICAL

MENU BOARDS

ORDER — WALK-UP WINDOW WITH TRANSOM - RE: NATIONAL ACCOUNTS

PCD FILE # PPR2521

Chick-fil-A
5200 Buffington Road
Atlanta, Georgia
30349-2998

Design Forum Architects Inc.
2056 Byers Rd
Miamisburg, OH 45342
Tel: (844) 804-7700
Donald J. Rethman
Architect In Charge

PROTOTYPICAL SET

NOT FOR REGULATORY APPROVAL, BIDDING, OR CONSTRUCTION

CHICK-FIL-A
Powers & Palmer Park
5813 PALMER PARK BLVD
COLORADO SPRINGS, CO 80915

FSR#05934

BUILDING TYPE / SIZE: P14 DT-L
RELEASE: 24.11
PRINTED FOR

REVISION SCHEDULE

NO.	DATE	DESCRIPTION

CONSULTANT PROJECT #
DATE
DRAWN BY Author

Information contained on this drawing and in all digital files produced for above named project may not be reproduced in any manner without express written or verbal consent from authorized project representatives.

SHEET
EXTERIOR ELEVATIONS

SHEET NUMBER
A-301

8/28/2025 10:52:31 AM Autodesk Docs://CO_05934_Powers & Palmer Park_ 2024.12_DTO/05934_Powers & Palmer Park_ARC.rvt
10-DT-L-05934-A-301-EXTERIOR ELEVATIONS

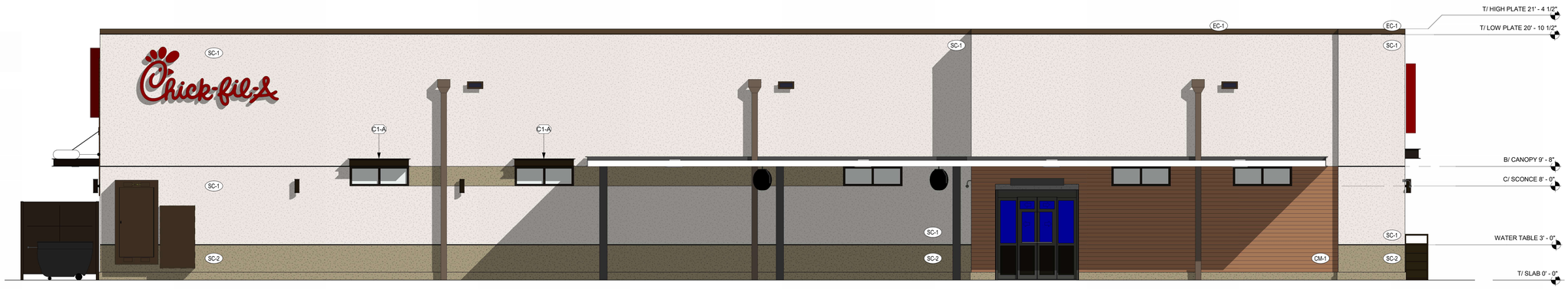

EXTERIOR ELEVATION
1/4" = 1'-0"

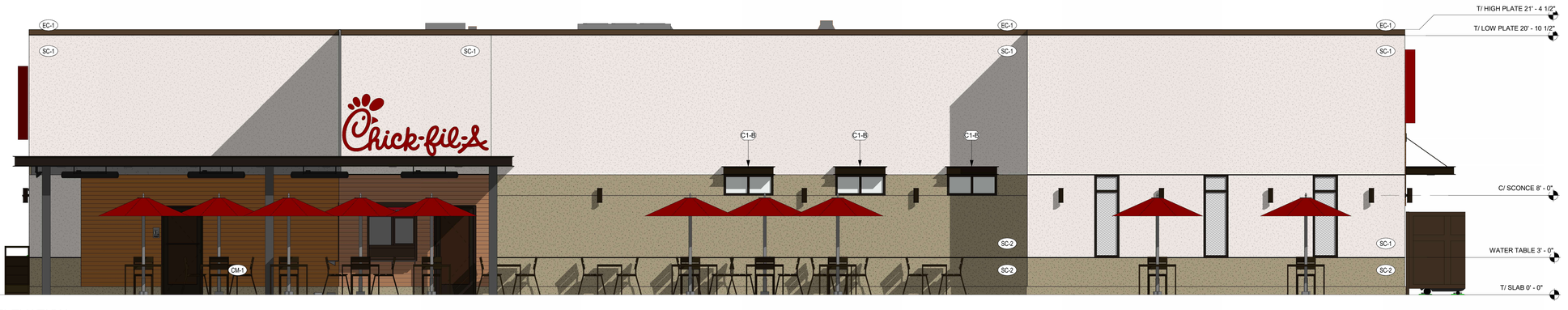

EXTERIOR ELEVATION
1/4" = 1'-0"



EXTERIOR ELEVATION
1/4" = 1'-0"

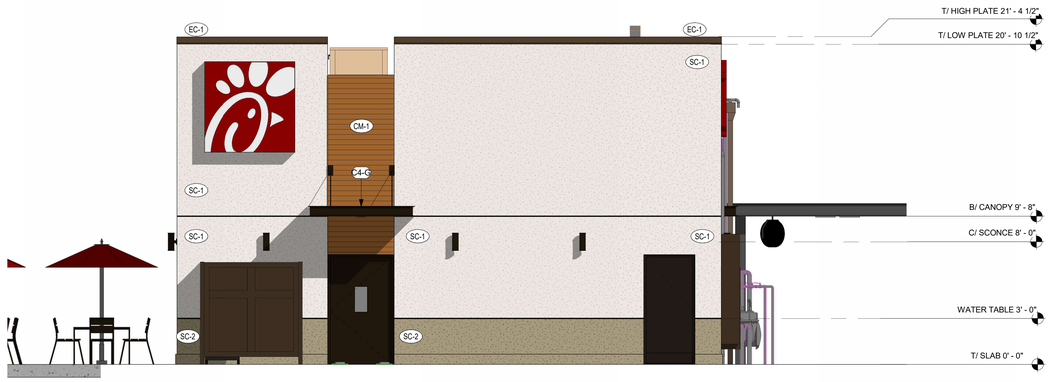

EXTERIOR ELEVATION
1/4" = 1'-0"

FINISH SCHEDULE - EXTERIOR

MARK	DESCRIPTION	MANUFACTURER	MODEL NAME	MODEL NUMBER	COLOR	NOTE
CM-1	WOOD COMPOSITE MATERIAL	RESYSTA INTERNATIONAL	FACADE CLADDING 7CH	RESP340812	C02, PALE GOLDEN	
CP-1	CANOPY METAL FASCIA		DURA COAT	DC19ST-2703	DARK BRONZE	OIL RUBBED BRONZE METALLIC TEXTURE PVD
CP-2	CANOPY METAL DECK				WHITE	SMOOTH WHITE, HIGH GLOSS
EC-1	PARAPET WALL COPING	DUROLAST / EXCEPTIONAL METALS			MIDNIGHT BRONZE	
PT-100	EXTERIOR PAINT	SHERWIN WILLIAMS	SHER-CRYL HIGH PERFORMANCE ACRYLIC #B66-350	SW 2807	ROOKWOOD	REFUSE ENCLOSURE. FINISH: SEMI-GLOSS ON DOOR FRAMES, SATIN ON WALLS
PT-113	EXTERIOR PAINT	SHERWIN WILLIAMS	SHER-CRYL HIGH PERFORMANCE ACRYLIC #B66-350		DARK BRONZE	FINISH: SEMI-GLOSS EXTERIOR METALS
SC-1	STUCCO	SHERWIN WILLIAMS	WESTHIGHLAND WHITE	SW-7566	WESTHIGHLAND WHITE	FINISH: SAND MEDIUM
SC-2	STUCCO	SHERWIN WILLIAMS	HARDWARE	SW-6172	HARDWARE	FINISH: SAND MEDIUM
ST-1	STOREFRONT	YKK	YES 45		DARK BRONZE (MATTE)	

ATTACHED CANOPY SCHEDULE

Mark	Description	Count	Overall Width	Overall Depth	Tie Back Mounting (Offset From Top)	Integral Lighting
C1-C	Exterior Canopy	5	<varies>	1' - 0"	0' - 0"	No
C4-G	Exterior Canopy	1	7' - 0"	4' - 0"	2' - 4"	Yes
Grand total		6				

CANOPY NOTES:

BUILDING MOUNTED CANOPIES
- 8" THICK CANOPY
- KYNAR FINISH OF STRUCTURE, FASCIA, & DECKING TO MATCH CP-1

COLUMN MOUNTED CANOPIES
- 10" THICK CANOPY
- FINISH OF STRUCTURE TO BE CP-1
- FINISH OF DECKING TO BE CP-2

GENERAL NOTES
1. ALL SIGNAGE PROVIDED BY OTHERS
2. REF FLOOR PLAN AND WINDOW LEGEND FOR STOREFRONT INFORMATION

LEGEND

SC-1 — STUCCO SYSTEM COLOR: WEST HIGHLAND WHITE FINISH: SAND MEDIUM

SC-2 — STUCCO SYSTEM COLOR: HARDWARE FINISH: SAND MEDIUM

EC-1 — PRE-FINISHED METAL COPING COLOR: MIDNIGHT BRONZE

CM-1 — WOOD PANELING COLOR: PALE GOLDEN

EXPANSION JOINT, SEALANT COLOR TO MATCH MORTAR COLOR, RE: SPECIFICATIONS

CARD READER BY SECURITY VENDOR - RE: ELEC

SCUPPER - PT-113 SEE

DOWNSPOUT - PT-113 SEE

MDP - PT-113 RE: ELECTRICAL

OIL EXTRACTION PORT ACCESS BOX

CO2 FILL BOX - RE: KITCHEN

LIGHT FIXTURE - RE: ELECTRICAL

LIGHT FIXTURE - RE: ELECTRICAL

CT CABINET - PT-113 RE: ELECTRICAL

MENU BOARDS

WALK-UP WINDOW WITH TRANSOM - RE: NATIONAL ACCOUNTS

PCD FILE # PPR2521

Chick-fil-A
5200 Buffington Road
Atlanta, Georgia
30349-2998

Design Forum Architects Inc.
2056 Byers Rd
Miamisburg, OH 45342
Tel: (844) 804-7700
Donald J. Rethman
Architect In Charge

PROTOTYPICAL SET

NOT FOR REGULATORY APPROVAL, BIDDING, OR CONSTRUCTION

CHICK-FIL-A
Powers & Palmer Park
5813 PALMER PARK BLVD
COLORADO SPRINGS, CO 80915

FSR#05934

BUILDING TYPE / SIZE: P14 DT-L
RELEASE: 24.11
PRINTED FOR

REVISION SCHEDULE

NO.	DATE	DESCRIPTION

CONSULTANT PROJECT #
DATE
DRAWN BY Author

Information contained on this drawing and in all digital files produced for above named project may not be reproduced in any manner without express written or verbal consent from authorized project representatives.

SHEET
EXTERIOR ELEVATIONS - COLOR

SHEET NUMBER
A-302

8/28/2025 10:47:37 AM Autodesk Docs://CO_05934_Powers & Palmer Park_2024.12_DTO/05934_Powers & Palmer Park_ARC.rvt
10-DT-L-05934-A-302-EXTERIOR ELEVATIONS - COLOR

REF. ENCLOSURE FINISHES

EC-1
PREFINISHED METAL COPING
COLOR: MIDNIGHT BRONZE

SC-2
STUCCO SYSTEM
COLOR: HARDWARE, SW 6172
FINISH: SAND MEDIUM

REFUSE ENCLOSURE NOTES

1. ** IN THE ARCHITECTURAL DRAWINGS, REFUSE ENCLOSURE AND MAIN BUILDING ARE BOTH NOTED WITH FINISH SLAB AT 0'-0". ACTUAL FINISH SLAB HEIGHTS WILL VARY BETWEEN MAIN BUILDING AND REFUSE ENCLOSURE. REFER TO CIVIL FOR ALL FINISH SLAB HEIGHTS.

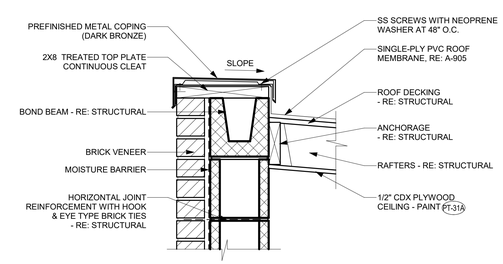

E3 REFUSE ENCLOSURE ROOF EDGE DETAIL
1 1/2" = 1'-0"

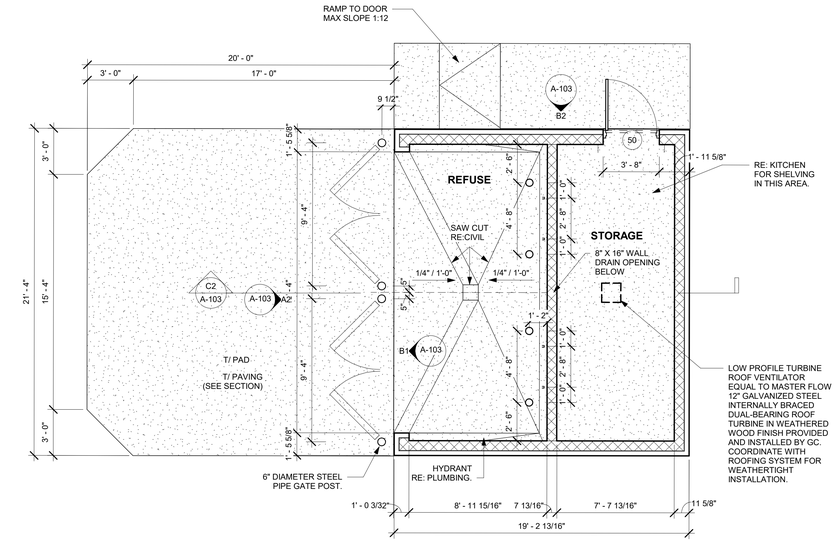

D1 REFUSE ENCLOSURE PLAN
1/4" = 1'-0"

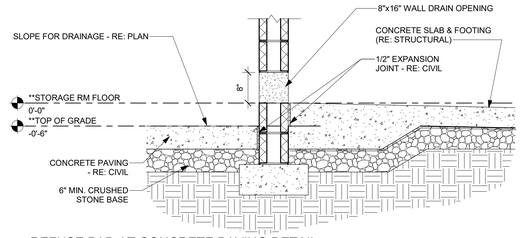

D4 REFUSE PAD AT CONCRETE PAVING DETAIL
3/4" = 1'-0"

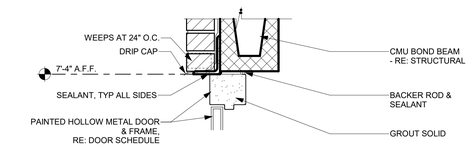

D3 REFUSE ENCLOSURE DOOR HEAD DETAIL
1 1/2" = 1'-0"

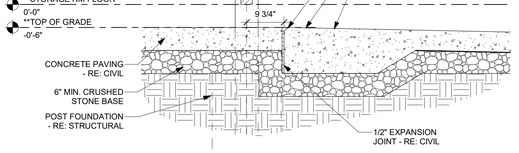

C4 REFUSE PAD AT CONCRETE PAVING DETAIL
3/4" = 1'-0"

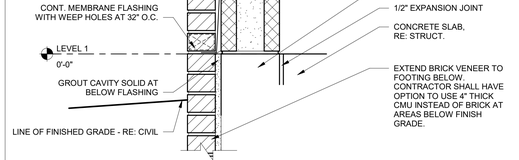

C3 REFUSE ENCLOSURE BASE DETAIL
1 1/2" = 1'-0"

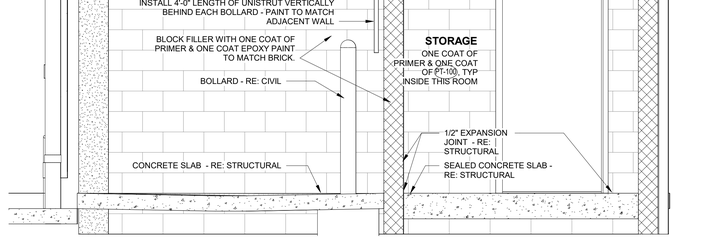

C2 REF_SCTN_STORAGE
1/2" = 1'-0"

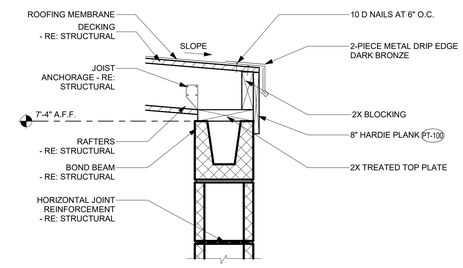

B4 REFUSE ENCLOSURE DRIP EDGE
1 1/2" = 1'-0"

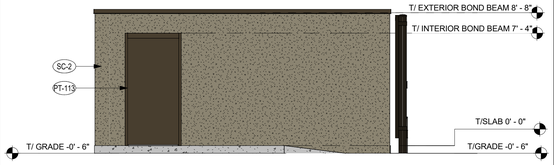

B2 REFUSE ENCLOSURE ELEVATION
1/4" = 1'-0"

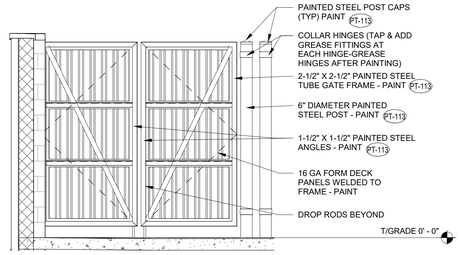

B1 REFUSE ENCLOSURE GATE REAR ELEVATION
3/8" = 1'-0"

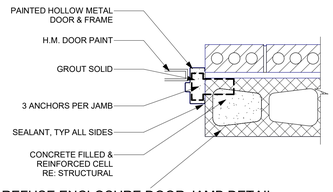

A4 REFUSE ENCLOSURE DOOR JAMB DETAIL
1 1/2" = 1'-0"

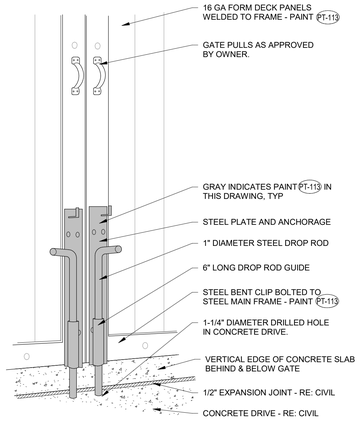

A3 REFUSE ENCLOSURE DROP ROD 3-D DECK PANEL DETAIL
N.T.S.

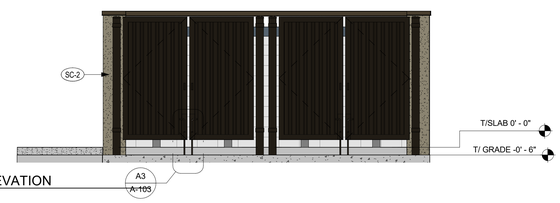

A2 REFUSE ENCLOSURE ELEVATION
1/4" = 1'-0"

PCD FILE # PPR2521

Chick-fil-A
5200 Buffington Road
Atlanta, Georgia
30349-2998

Design Forum Architects Inc.
2056 Byers Rd
Miamisburg, OH 45342
Tel: (844) 804-7700
Donald J. Rethman
Architect In Charge

PROTOTYPICAL SET

NOT FOR REGULATORY APPROVAL, BIDDING, OR CONSTRUCTION

CHICK-FIL-A
Powers & Palmer Park
5813 PALMER PARK BLVD
COLORADO SPRINGS, CO 80915

FSR#05934

BUILDING TYPE / SIZE: P14 DT-L
RELEASE: 24.11
PRINTED FOR

REVISION SCHEDULE

NO.	DATE	DESCRIPTION

CONSULTANT PROJECT #
DATE
DRAWN BY Author

Information contained on this drawing and in all digital files produced for above named project may not be reproduced in any manner without express written or verbal consent from authorized project representatives.

SHEET
REFUSE ENCLOSURE

SHEET NUMBER
A-103

8/28/2025 10:47:11 AM Autodesk Docs://CO_05934_Powers & Palmer Park_2024.12_DTO/05934_Powers & Palmer Park_ARC.rvt
10-DT-L-05934-A-103-REFUSE ENCLOSURE

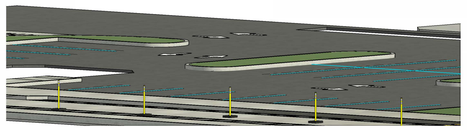

PERSPECTIVE VIEW

OP CANOPY FINISHES

CP-1
PREFINISHED METAL
COLOR: DARK BRONZE

CP-2
METAL DECKING
COLOR: WHITE

ORDER POINT EQUIPMENT SCHEDULE									
	EQUIPMENT	APPLICABLE TIER			SUPPLIER	CONTACT	MANUFACTURER	MODEL NUMBER	COMMENTS
		1	2	3					
X0.3	BOLLARD SLEEVE	-	X	X	GC	-	INTERSTATE PRODUCTS OR EQUAL	1736YRS - EAGLE 6"	-
X0.4	OP DIGITAL MENU BOARD	-	X	X	PATTISON	Helene Hammond (613-247-5379) hhammond@pattisonsign.com	PATTISON	-	
X0.6	C7 DOUBLE CLEARANCE BAR	-	BY SITE	BY SITE	UNISTRUCTURES OR CHANDLER SIGNS	Carolyn Ward (678-974-1759) c.ward@unistructures.com OR Kristen Hamilton, Amy McCann, or Scarlett Quintero (210-349-3804) CFA@chandlersigns.com	UNISTRUCTURES OR CHANDLER SIGNS	-	14'-6 1/2" L x 9'-0" H; See shop drawings for more information; Dark Bronze textured finish
X0.19	CLEARANCE TEXT	-	X	X	LANE OR FASHION	Larry Tolbert (705-545-7615) ltolbert@lanesupplyinc.com OR Jason Holmes (785-242-8111) jholmes@fashionlinc.com	LANE OR FASHION	-	-

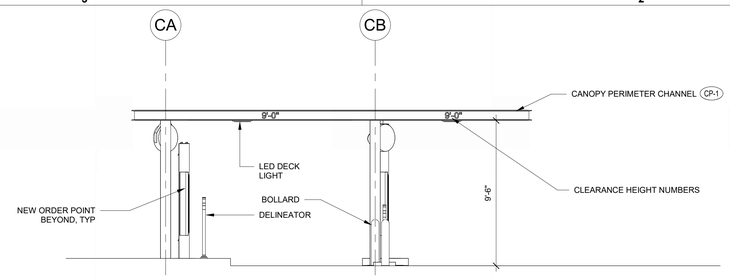

E2 ENTRY ELEVATION
1/4" = 1'-0"

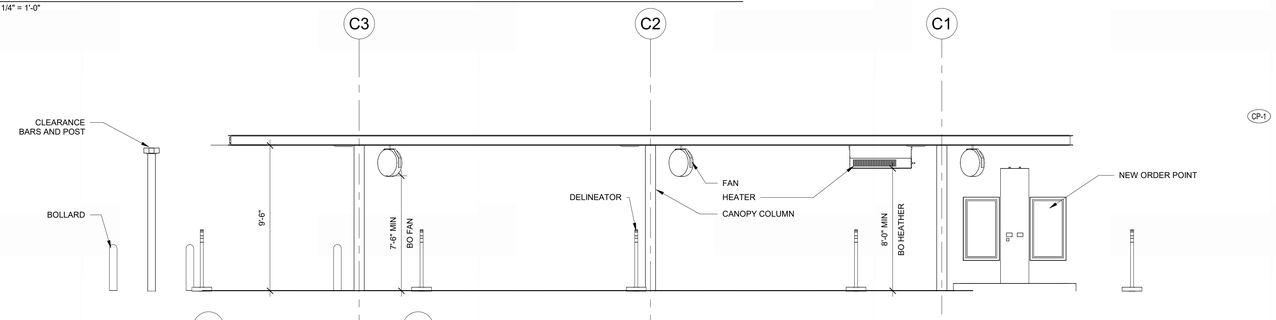

D2 SIDE ELEVATION
1/4" = 1'-0"

NOTE: ALL DIMENSIONS AT CANOPY EDGE ARE TO OUTER EXTENTS OF DECK PANELS

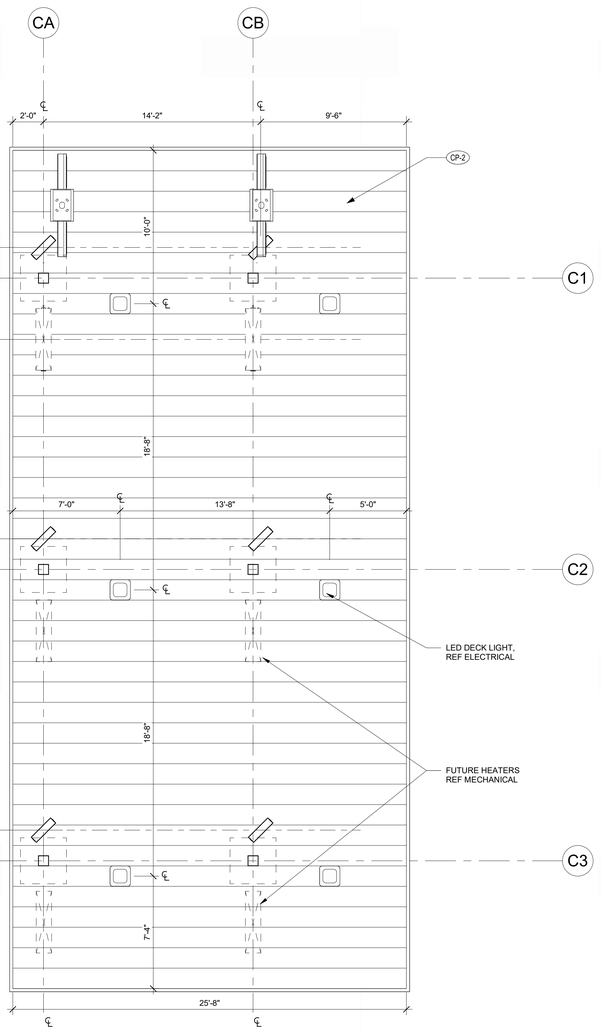

A3 ORDER POINT CANOPY REFLECTED CEILING PLAN
1/4" = 1'-0"

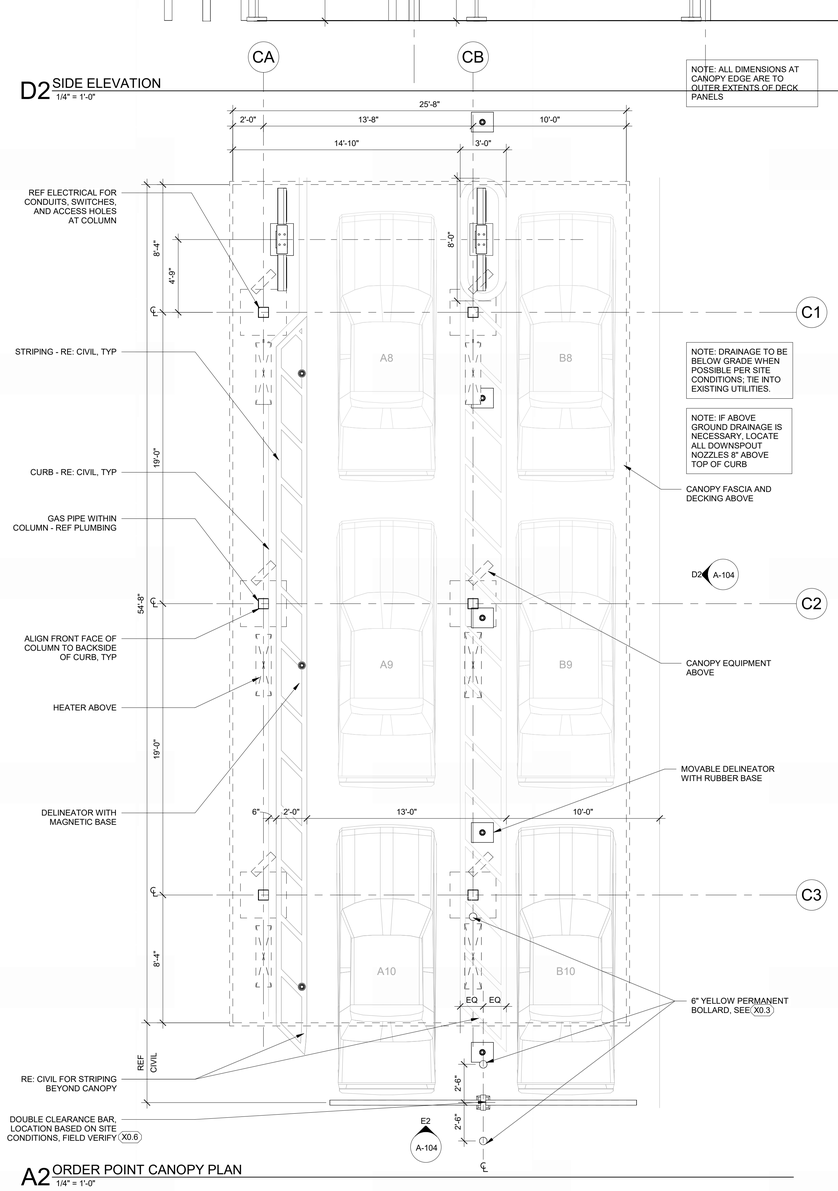

A2 ORDER POINT CANOPY PLAN
1/4" = 1'-0"

PCD FILE # PPR2521

Chick-fil-A
5200 Buffington Road
Atlanta, Georgia
30349-2998

Design Forum Architects Inc.
2056 Byers Rd
Miamisburg, OH 45342
Tel: (844) 804-7700

Donald J. Rethman
Architect In Charge

PROTOTYPICAL SET

NOT FOR REGULATORY APPROVAL, BIDDING, OR CONSTRUCTION

CHICK-FIL-A
Powers & Palmer Park
5813 PALMER PARK BLVD
COLORADO SPRINGS, CO 80915

FSR#05934

BUILDING TYPE / SIZE: P14 DT-L
RELEASE: 24.11
PRINTED FOR

REVISION SCHEDULE

NO.	DATE	DESCRIPTION

CONSULTANT PROJECT #
DATE
DRAWN BY Author

Information contained on this drawing and in all digital files produced for above named project may not be reproduced in any manner without express written or verbal consent from authorized project representatives.

SHEET
ORDER POINT CANOPY

SHEET NUMBER
A-104

8/28/2025 10:47:20 AM Autodesk Docs://CO_05934_Powers & Palmer Park _2024.12_DTO/05934_Powers & Palmer Park _ARC.rvt
10-DT-L-05934-A-104-ORDER POINT CANOPY

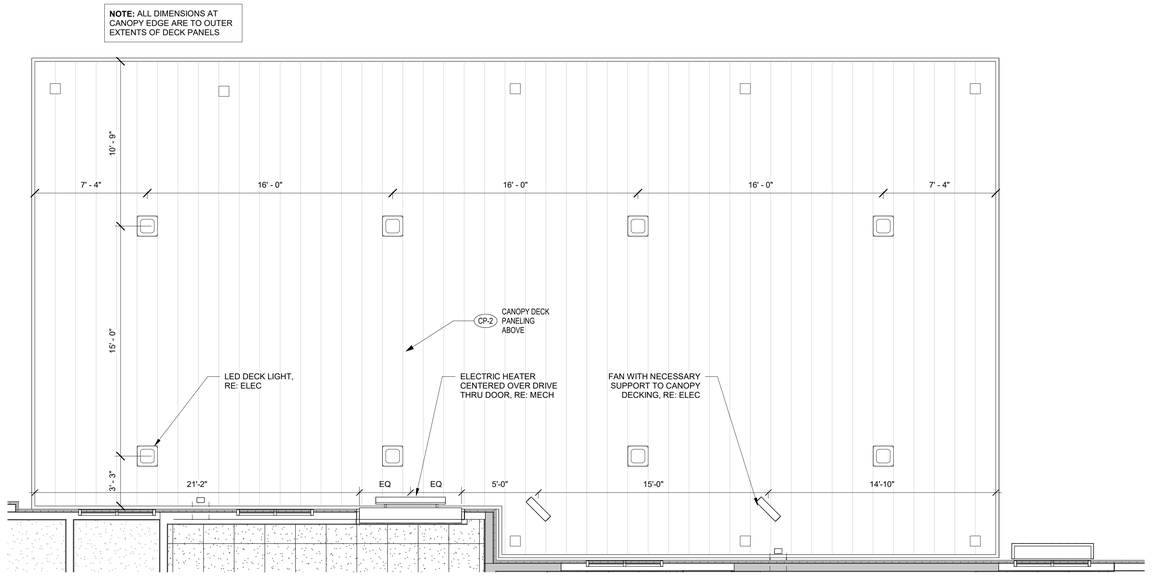

D3 OUTSIDE MEAL DELIVERY CANOPY REFLECTED CEILING PLAN
1/4" = 1'-0"

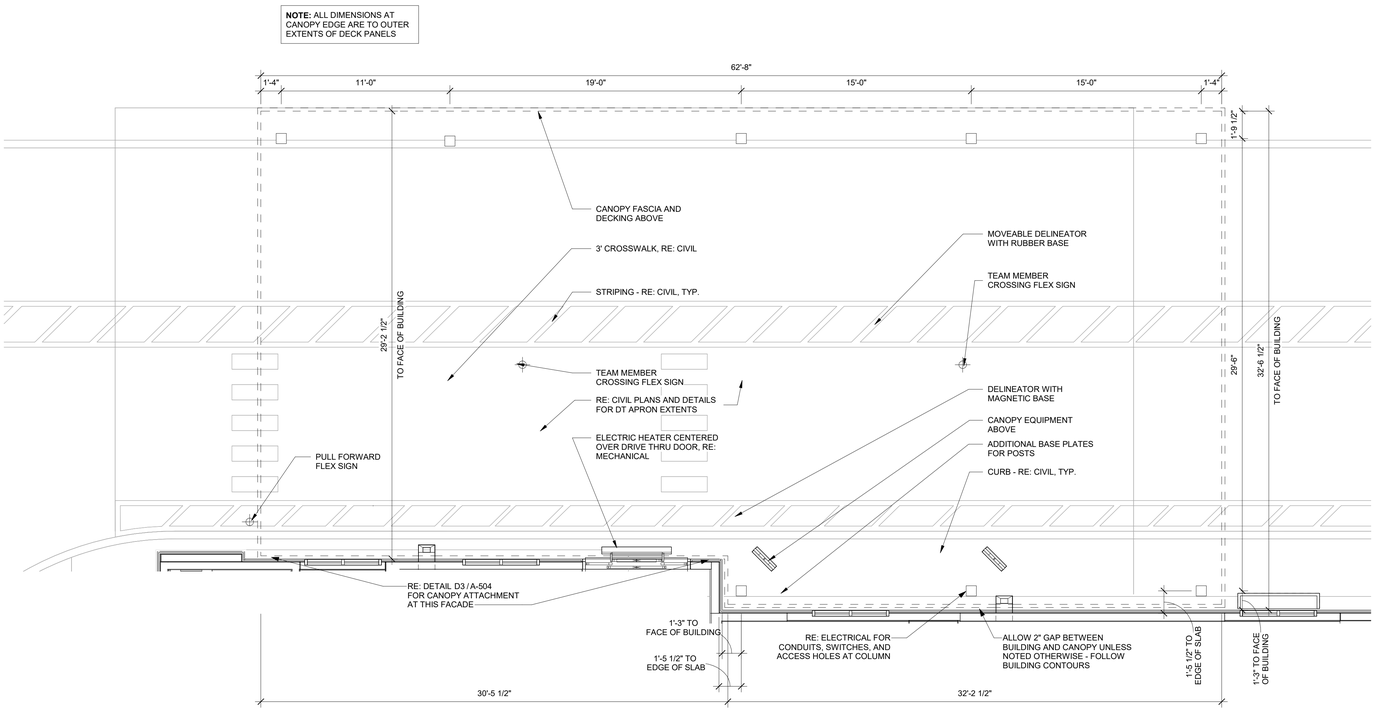

A3 OUTSIDE MEAL DELIVERY CANOPY PLAN
1/4" = 1'-0"

PCD FILE # PPR2521

Chick-fil-A
5200 Buffington Road
Atlanta, Georgia
30349-2998

Design Forum Architects Inc.
2056 Byers Rd
Miamisburg, OH 45342
Tel: (844) 804-7700
Donald J. Rethman
Architect In Charge

PROTOTYPICAL SET

NOT FOR REGULATORY APPROVAL, BIDDING, OR CONSTRUCTION

CHICK-FIL-A
Powers & Palmer Park
5813 PALMER PARK BLVD
COLORADO SPRINGS, CO 80915

FSR#05934

BUILDING TYPE / SIZE: P14 DT-L
RELEASE: 24.11
PRINTED FOR

REVISION SCHEDULE

NO.	DATE	DESCRIPTION

CONSULTANT PROJECT #
DATE
DRAWN BY Author

Information contained on this drawing and in all digital files produced for above named project may not be reproduced in any manner without express written or verbal consent from authorized project representatives.

SHEET
OUTSIDE MEAL DELIVERY CANOPY

SHEET NUMBER
A-105

8/28/2025 10:47:20 AM Autodesk Docs://CO_05934_Powers & Palmer Park_2024.12_DTO/05934_Powers & Palmer Park_ARC.rvt
10-DT-L-05934-A-105-OUTSIDE MEAL DELIVERY CANOPY

Statistics

Description	Symbol	Avg	Max	Min	Max/Min	Avg/Min
CANOPY 2	+	41.2 fc	55.3 fc	19.6 fc	2.8:1	2.1:1
EXTERIOR PROPERTY	+	0.5 fc	16.9 fc	0.0 fc	N/A	N/A
FRONT CANOPY	+	52.5 fc	64.2 fc	35.4 fc	1.8:1	1.5:1
PARKING/ DRIVEWAY	+	3.3 fc	22.0 fc	0.2 fc	110.0:1	16.5:1
PATIO	+	2.2 fc	16.1 fc	0.3 fc	53.7:1	7.3:1
CANOPY 1	+	43.7 fc	57.4 fc	20.7 fc	2.8:1	2.1:1



Pursuant to Section 6.2.3.B.d. and 6.2.3.B.h.
Maximum on-site lighting levels shall not exceed 10 foot candles, except for loading and unloading platforms where the maximum lighting level shall be 20 foot candles... and... All light emitted from the canopy shall be substantially confined to the ground directly beneath the perimeter of the canopy. No lighting of any kind, except as permitted by sign regulations, shall be allowed on the top or sides of a canopy. The design of the canopy in terms of height above grade, and the spacing between the fixtures within the canopy, shall be such that the illuminance level under the canopy does not exceed 20 foot-candles.

SITE PHOTOMETRIC PLAN
1/16" = 1'-0"

PCD FILE # PPR2521

Chick-fil-A
5200 Buffington Road
Atlanta, Georgia
30349-2998

who engineering
2012 West 25th Street, Suite 900
Cleveland, OH 44113
Phone: 216 227 8505

9.2.2025
COLORADO LICENSED
GREGORY S. BUTKA
41021
PROFESSIONAL ENGINEER

CHICK-FIL-A
Powers & Palmer Park
5813 PALMER PARK BLVD
COLORADO SPRINGS, CO 80915

FSR#05934

BUILDING TYPE / SIZE: P14 DT-L
RELEASE: 24.11
PRINTED FOR
SD SET

REVISION SCHEDULE

NO.	DATE	DESCRIPTION

CONSULTANT PROJECT # 05934
DATE 10/26/26
DRAWN BY DA

Information contained on this drawing and in all digital files produced for above named project may not be reproduced in any manner without express written or verbal consent from authorized project representatives.

SHEET
SITE PHOTOMETRIC PLAN

SHEET NUMBER
EP1.0

Project		Catalog #		Type	
Prepared by		Notes		Date	



Lumark

Prevail LED

Area / Site Luminaire

Product Features

LumaScape Technology · BAA · Light Afinition™ · PADC

Product Certifications

ISTI · DesignLights Consortium · DLC Listed · DLC Premium · FC Compliant · RoHS · IP66 · IK08 · 5 YEAR

Interactive Menu

- Ordering Information page 2
- Mounting Details page 3, 4
- Optical Configurations page 5
- Product Specifications page 5
- Energy and Performance Data page 6, 7
- Control Options page 8

Quick Facts

- Lumen packages range from 4,800 - 84,000 lumens (35W - 588W)
- Replaces 70W up to 1,000W HID equivalents
- Efficacies up to 160 lumens per watt
- Energy and maintenance savings up to 85% versus HID solutions
- Standard universal quick mount arm with universal drill pattern

Connected Systems

- WaveLinx PRO Wireless
- WaveLinx LITE Wireless

Dimensional Diagrams

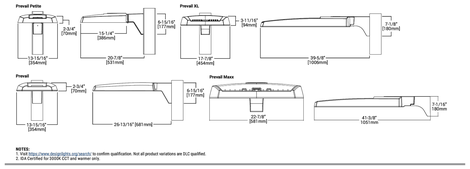

NOTES:
1. Refer to https://www.designlights.org/search/ to confirm qualification. Not all product variations are DLC qualified.
2. 3K4 Certified for 3000K CCT and warmer only.

Lumark

Prevail LED

Ordering Information

SAMPLE NUMBER: **PRV-XL-C75-D-UNV-T4-SA-BZ**

Product Family [1,2]	Light Engine [3]	Color Temperature	Driver	Voltage	Distribution	Mounting	Color
PRV-P=Prevail Petite **SAA-PRV-P**=Prevail Petite BAA Compliant [4] **TAA-PRV-P**=Prevail Petite TAA Compliant [4]	**C10**=(1 LED) 4,900 Nominal Lumens **C15**=(1 LED) 7,100 Nominal Lumens **C20**=(1 LED) 9,800 Nominal Lumens **C25**=(1 LED) 11,800 Nominal Lumens	**740**=70CRI, 4000K **750**=70CRI, 5000K **730**=70CRI, 3000K **759**=70CRI, 5000K **850**=85CRI, 4000K	**D**=Dimming (0-10V)	**UNV**=Universal (120-277V) **347**=347V [5] **8**=480V [5] **6**=347V **DV**=DuoVolt (277-480V) [5,6]	**T2**=Type II **T3**=Type III **T4**=Type IV **T5**=Type V	**SA**=QM Standard Arm-Wall Mount [7] **MA**=QM Mast Arm **FMA**= Fixed Mast Arm [8] **WM**=QM Wall Mount Arm **AA**= **AA-BK-WM**=Adjustable Arm-Wall Mount [9] **AD-SA**=Adjustable Arm-Fine Mount [9] **AD-ZC**=Adjustable Arm-Slipfitter 2 3/8" vertical tenon [9] **SP2**=Adjustable Arm-Slipfitter 2 3/8" vertical tenon [9]	**BZ**=Bronze **GY**=Grey **BK**=Black **DP**=Dark Platinum **GM**=Graphite Metallic **WH**=White

Options (Add as Suffix)	Accessories (Order Separately) [10,11]
7030=70 CRI / 3000K CCT [12] **CC**=Coastal Construction [13] **CCC**=Coastal Construction Finish [14] **HSS**=House Side Shield [15] **LW**=Optics Rotated 90° Left **RW**=Optics Rotated 90° Right **SPD**=UNV/347/DNA-UL 1449 Fused Surge Protective Device **20MSP**=20kV MOV Surge Protective Device **20K**=20kV UL 1449 Fused Surge Protective Device **HA**=50°C High Ambient Temperature [4] **PIR**=Motion, Photocontrol Compliant Receptacle [16] **PIR7**=NEMA 7-PIN Twistlock Photocontrol Receptacle [16] **FADC**=Field Adjustable Dimming Controller [16] **MSSM-LSB**=Dimming Motion and Daylight Sensor, IR Remote Programmable, < 8' Mounting Height [16,17] **MSSM-LSC**=Dimming Motion and Daylight Sensor, IR Remote Programmable, 8' - 20' Mounting Height [16,17] **MSSM-L40**=Dimming Motion and Daylight Sensor, IR Remote Programmable, 21' - 40' Mounting [16,17]	**PRVSA-XX**=Standard Arm Mounting Kit [9] **PRVMA-XX**=Mast Arm Mounting Kit [9] **PRVWM-XX**=Wall Mount Kit [9] **PRV-AL2A-XX**=Adjustable Arm - Pole Mount Kit [9] **PRV-AA2S-XX**=Adjustable Arm - Slipfitter Kit [9] **PRV-AA2A-WM-XX**=Adjustable Arm - Wall Mount Kit [9] **PRVLSA-XX**=Standard Arm Mounting Kit [9] **PRVLMA-XX**=Mast Arm Mounting Kit [9] **PRVLWM-XX**=Wall Mount Kit [9] **PRV-AL2A-XX**=Adjustable Arm - Pole Mount Kit [9] **PRV-AL-AA2S-XX**=Adjustable Arm - Slipfitter Kit [9] **PRV-AL-AA2A-WM-XX**=Adjustable Arm - Wall Mount Kit [9] **PRV-AA-AA2A-XX**=Adjustable Arm - Pole Mount Kit [9] **PRV-AA-AA2S-XX**=Adjustable Arm - Slipfitter Kit [9] **PRV-AA-AA2A-WM-XX**=Adjustable Arm - Wall Mount Kit [9] **MA1010-XX**=Single Tenon Adapter for 3-1/2" O.D. Tenon **MA1011-XX**=2@180° Tenon Adapter for 3-1/2" O.D. Tenon	**MA1017-XX**=Single Tenon Adapter for 2-3/8" O.D. Tenon **MA1018-XX**=2@180° Tenon Adapter for 2-3/8" O.D. Tenon **SSA238**=Tenon Adapter from 2" to 2-3/8" **PRVCOB-FDV**=Full Drop Visor [9] **PRVSSS**=Square Sunshield [9] **PRVHSS**=House Side Shield Kit [9] **VGS-F/B**=Vertical Glare Shield Kit, Front/Back [9] **VGS-SIDE**=Vertical Glare Shield Kit, Side [9] **OA/BA1013**=Photocontrol Shorting Cap **OA/SA1014**=NEMA Photocontrol - 120V **OA/SA1016**=NEMA Photocontrol - Multi-Tap 105-285V **OA/SA1231**=NEMA Photocontrol - 347V **OA/SA1027**=NEMA Photocontrol - 480V **FSIR-100**=Wireless Configuration Tool for Occupancy Settings **WSLC-7P-10A**=WaveLinx Outdoor Control Module (7-PIN) [9]

NOTES:
1. DesignLights Consortium® Qualified. Refer to www.designlights.org Qualified Products List under Family Models for details.
2. Customer is responsible for engineering analysis to confirm pole and fixture compatibility for all applications. Refer to installation instructions IS0000332N and pole white paper WP01350101N for additional support information.
3. Only products manufactured with these designated prefixes are built to be compliant with the Buy American Act of 1933 (BAA) or Trade Agreements Act of 1979 (TAA), respectively. Please refer to DOMESTIC PREFERENCES website for more information.
4. Consult factory for availability. Must be separately analyzed under domestic preference requirements.
5. Standard 4000K CCT and 70CRI.
6. 480V not to be used with ungrounded or impedance grounded systems.
7. DuoVolt drivers have internal surge protection from power quality events such as loss of neutral, transients and voltage fluctuations. Visit www.signify.com/duovolt for more information.
8. Not available with PRV-C565 lumen package. Not available with standard CCTs.
9. House Side Shield not available with T5 distribution. Not available with PRV-C565 lumen package.
10. Not available with PRV-C565 lumen package. Not available with PRV-P CCS lumen package.
11. Accessories are shipped separately unless factory installed. Must have per ASTM B117, with a scribe rating of 9 per ASTM D1654.
12. A DuoVolt (DV) or specific use driver is required that matches the input voltage used.
13. Controls system is not available in combination with a photocontrol receptacle (PR4, PR7) or another controls system (MS or SPB). Option not available with DuoVolt (DV) voltage option.
14. Utilizes the Nistrospec sensor FSP-211. Sensor color white unless specified otherwise via PDR. To field-configure, order FSIR-100 configuration tool separately.
15. Utilizes the Nistrospec sensor FSP-261 series. Sensor color determined by product finish. See Sensor Color Reference Table. Field-configure via mobile application. See Controls section for details.
16. Sensor passive infrared (PIR) may be overly sensitive when operating below -20°C (-4°F).
17. Requires 7-PIN NEMA twistlock photocontrol receptacle (PR4 & PR7) or another controls system (MS or SPB). Sensor color white unless specified otherwise via PDR.
18. Not available with 347V, 480V, DV, or HA options. Consult LumenSafe system product pages for additional details and compatibility information.
19. Replace X with paint color.
20. Not for use with PRV-P configurations. Accessories sold separately will be separately analyzed under domestic preference requirements. Consult factory for further information.
21. Not for use with PRV-P, or PRV-M configurations.
22. Not for use with PRV. Not applicable to PRV-M, PRV-XL, or PRV-P.
23. Only for use with PRV. Not applicable to PRV-M, PRV-XL, or PRV-P.
24. Must order one per optic/LED when ordering as a field-installable accessory (1, 2, 4 or 5).
25. Not for use with PRV-P configurations. Includes 360° motion detection, field-adjustable high and low modes, sensitivity, time delay, cutoff and more. Consult your lighting representative for more information.
26. Requires 7-PIN NEMA twistlock photocontrol receptacle (PR4 & PR7) or another controls system (MS or SPB). Operates on 120-347V input voltages.
27. Only for use with PRV-M configurations.
28. Only for use with PRV-M, PRV-XL configurations.
29. Fixed for PRV-M.
30. Cannot be used with PR7 or other motion response control options

LumenSafe Integrated Network Security Camera Technology Options (Add as Suffix)

Product Family	Camera Type	Data Backhaul
L=LumenSafe Technology	**M**=One Camera, High Res **Z**=Dome Camera, Remote PTZ	**C**=Cellular, Customer Installed SIM Card **A**=Cellular, Factory Installed AT&T SIM Card **V**=Cellular, Factory Installed Verizon SIM Card **S**=Cellular, Factory Installed Sprint SIM Card **E**=Ethernet Networking

Stock Ordering Information

Product Family	Light Engine	Voltage	Distribution
PRVS=Prevail	**C15**=(1 LED) 7,100 Nominal Lumens **C20**=(1 LED) 9,520 Nominal Lumens **C40**=(2 LEDs) 17,100 Nominal Lumens **C40**=(2 LEDs) 20,200 Nominal Lumens	**UNV**=Universal (120-277V) **347**=347V [1]	**T3**=Type III **T4**=Type IV
PRVS-XL=Prevail XL	**C75**=(4 LED) 26,100 Nominal Lumens **C100**=(4 LED) 31,000 Nominal Lumens **C125**=(4 LED) 36,000 Nominal Lumens **C150**=(4 LED) 41,100 Nominal Lumens **C175**=(5 LED) 48,600 Nominal Lumens		

NOTES:
1. All stock configurations are standard 4000K/70CRI, bronze finish, and include the standard versatile mounting arm.
2. Only available in PRVS configurations C15, C20, C40 or C60.

Lumark

Prevail LED

Mounting Details

SA=QM Pole Mount Arm (PRV & PRV-P)

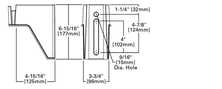

SA=QM Pole Mount Arm (PRV-XL)

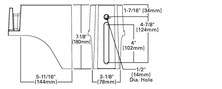

WM=QM Wall Mount Arm (PRV & PRV-P)

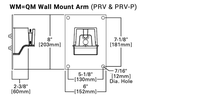

WM=QM Wall Mount Arm (PRV-XL)

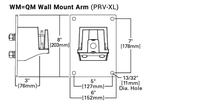

MA=QM Mast Arm (PRV & PRV-P)

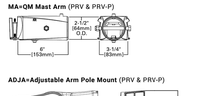

MA=QM Mast Arm (PRV-XL)

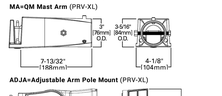

ADJA=Adjustable Arm Pole Mount (PRV & PRV-P)

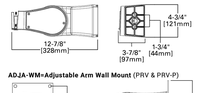

ADJA=Adjustable Arm Pole Mount (PRV-XL)

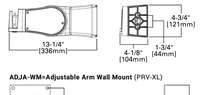

ADJA-WM=Adjustable Arm Wall Mount (PRV & PRV-P)

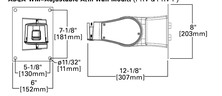

ADJA-WM=Adjustable Arm Wall Mount (PRV-XL)

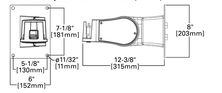

ADJS=Adjustable Slipfitter 3 (PRV & PRV-P)

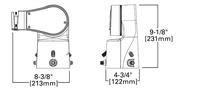

ADJS=Adjustable Slipfitter 3 (PRV-XL)

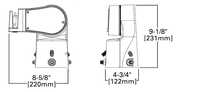

Lumark

Prevail LED

Mounting Details

SA=QM Pole Mount Arm (PRV-M)

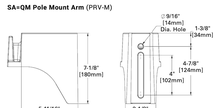

Versatile Mount System

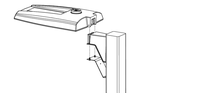

WM=QM Wall Mount Arm (PRV-M)

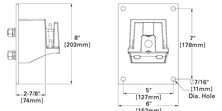

ADJS=Adjustable Slipfitter (PRV-M)

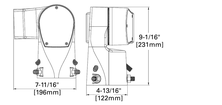

MA=QM Mast Arm (PRV-M)

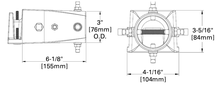

SP2=Adjustable Slipfitter 2-3/8" (PRV-M)

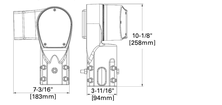

FMA=Fixed Mast Arm (PRV-M)

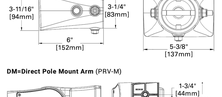

DM=Direct Pole Mount Arm (PRV-M)



Lumark

Prevail LED

Mounting Details

Mounting Configurations and EPAs

NOTE: For 2 PRV's mounted at 90°, requires minimum 6" square or 4" round pole for fixture clearance. For 2 PRV-XL's mounted at 90°, requires minimum 4" square or round pole for fixture clearance. Customer is responsible for engineering analysis to confirm pole and fixture compatibility for applications.

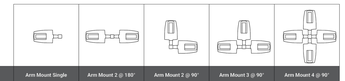

Housing Size	Tilt Angle (Degrees)	Arm Mount Single	Arm Mount 2 @ 180°	Arm Mount 2 @ 90°	Arm Mount 3 @ 90°	Arm Mount 4 @ 90°
Prevail Petite	0°	0.54	1.08	0.84	1.38	1.38
	60°	1.68	1.85	2.42	3.15	3.30
Prevail	0°	0.92	1.35	1.42	1.63	1.63
	60°	2.20	2.40	3.05	3.88	4.07
Prevail XL	60° + Full Drop Visor	2.20	2.40	3.25	4.28	4.47
	0°	1.12	2.25	2.13	2.52	2.52
	60°	3.99	4.30	5.26	6.51	6.79
	60° + Full Drop Visor	3.99	4.30	5.59	7.17	7.49
Prevail Maxx	0°	1.28	2.56	1.7	2.69	2.69
	60°	5.09	5.52	6.34	7.49	7.81

Optical Configurations

PRV-P-C10/C15/C20/C25 (4,900/5,900/7,800/11,800 Nominal Lumens)



PRV-C15 (7,100 Nominal Lumens)



PRV-C25/C40/C60 (13,100/17,100/20,000 Nominal Lumens)



PRV-XL-C75/C100/C125 (26,100/31,000/36,000 Nominal Lumens)



PRV-XL-C150/C175 (41,100/48,600 Nominal Lumens)



PRV-M-PAAX (30,000/60,000/75,000/80,000 Nominal Lumens)



Optical Distributions

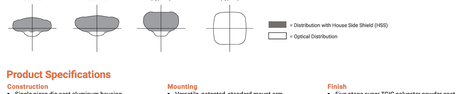

Product Specifications

Construction
- Single-piece die-cast aluminum housing
- Tethered die-cast aluminum door

Optics
- Dark Sky Approved (3000K CCT and warmer only)
- Precision molded polycarbonate optics

Electrical
- -40°C minimum operating temperature
- 40°C maximum operating temperature
- > 0.9 power factor
- <20% total harmonic distortion
- Class 1 electronic drivers have expected life of 100,000 hours with <1% failure rate
- 0-10V dimming driver is standard with leads external to the fixture
- Standard MOV surge protective device designed to withstand 10kV of transient line surge
- Luminaire available with the field adjustable dimming controller (FADC) to manually adjust wattage and reduce the total lumen output and light levels. Comes pre-set to the highest position at the lumen output selected.

Mounting
- Versatile, patented, standard mount arm accommodates multiple drill patterns ranging from 1-1/2" to 4-7/8" (Type M drilling recommended for new installations)
- A knock-out on the standard mounting arm enables round pole mounting
- Adjustable pole and wall mount arms adjust in 5° increments from 0° to 60°; Downward facing orientation only (Type N drilling required for ADJA mount)
- Adjustable slipfitter arm adjusts in 5° increments from -5° to 85°; Downward facing orientation only
- Adjustable Arms: 1.5G vibration rated
- Prevail and Prevail Petite: 3G vibration rated
- Prevail XL Mast Arm: 3G vibration rated
- Prevail XL Standard Arm: 1.5G vibration rated

Typical Applications
- Parking lots, Walkways, Roadways and Building Areas

Finish
- Five-stage super TGIC polyester powder coat paint, 2.5 mil nominal thickness
- Finish is compliant to 3,000 hour salt spray standard (per ASTM B117)

Shipping Data
- Prevail Petite: 18 lbs. (7.94 kgs.)
- Prevail: 20 lbs. (9.09 kgs.)
- Prevail XL: 45 lbs. (20.41 kgs.)
- Prevail Maxx: 49 lbs. (22.23 kgs.)

Warranty
- Five year limited warranty, consult website for details. www.cooperlighting.com/legal

Lumark

Prevail LED

Energy and Performance Data

Power and Lumens

View PRV-P IES files · View PRV IES files · View PRV-XL IES files

Product Family	Prevail Petite				Prevail				Prevail XL					Prevail Maxx			
Light Engine	C10	C15	C20	C25	C15	C25	C40	C60	C75	C100	C125	C150	C175	C200	C225	C250	C275
Power (Watts)	35	49	73	94	52	96	131	153	176	217	264	285	346	346	418	487	588
Input Current @ 120V (A)	0.29	0.41	0.61	0.79	0.43	0.80	1.09	1.32	1.50	1.84	2.21	2.38	2.92	2.89	3.49	4.06	4.90
Input Current @ 277V (A)	0.13	0.18	0.27	0.35	0.19	0.35	0.48	0.57	0.66	0.82	0.97	1.04	1.25	1.26	1.51	1.72	2.06
Input Current @ 347V (A)	0.11	0.16	0.23	0.29	0.17	0.30	0.41	0.48	0.54	0.66	0.79	0.84	1.02	1.00	1.21	1.40	1.70
Input Current @ 480V (A)	0.08	0.12	0.17	0.22	0.12	0.22	0.30	0.35	0.40	0.48	0.57	0.62	0.74	0.73	0.88	1.06	1.21
Distribution [1]																	
Type II 4000K Lumens	4,775	6,717	9,542	11,521	7,123	13,205	17,172	20,083	26,263	31,231	36,103	41,349	48,876	50,349	59,444	68,447	79,322
Type II BUG Rating	B1-U0-G1	B1-U0-G1	B2-U0-G2	B2-U0-G2	B2-U0-G2	B2-U0-G2	B3-U0-G3	B3-U0-G3	B3-U0-G3	B3-U0-G4	B4-U0-G4	B4-U0-G4	B4-U0-G5	B4-U0-G5	B4-U0-G5	B4-U0-G5	B5-U0-G5
Type II Lumens per Watt	138	137	131	122	137	138	131	131	149	144	138	145	141	146	142	141	135
Type II 3000K Lumens [1]	4,869	6,595	9,369	11,312	6,994	12,965	16,860	19,718	25,785	30,664	35,840	40,598	47,989	49,437	58,368	67,208	77,886
Type III 4000K Lumens	4,782	6,727	9,556	11,538	7,111	13,183	17,144	20,050	26,120	31,061	36,304	41,124	48,610	50,162	59,223	68,193	79,027
Type III BUG Rating	B1-U0-G2	B1-U0-G2	B2-U0-G3	B2-U0-G3	B1-U0-G2	B2-U0-G2	B3-U0-G4	B3-U0-G4	B3-U0-G5	B3-U0-G5	B3-U0-G5	B4-U0-G5	B4-U0-G5	B4-U0-G5	B4-U0-G5	B5-U0-G5	B5-U0-G5
Type III Lumens per Watt	138	137	131	123	137	137	131	131	148	143	138	144	140	145	142	140	135
Type III 3000K Lumens [1]	4,695	6,605	9,383	11,329	6,982	12,944	16,832	19,686	25,646	30,497	35,645	40,377	47,727	49,254	58,151	66,958	77,596
Type IV 4000K Lumens	4,880	6,865	9,752	11,774	7,088	13,140	17,087	19,984	26,098	31,035	36,274	41,089	48,569	50,575	59,711	68,754	79,678
Type IV BUG Rating	B1-U0-G2	B1-U0-G2	B2-U0-G3	B2-U0-G3	B1-U0-G3	B2-U0-G4	B2-U0-G4	B3-U0-G5	B3-U0-G5	B3-U0-G5	B3-U0-G5	B3-U0-G5	B4-U0-G5	B4-U0-G5	B4-U0-G5	B4-U0-G5	B5-U0-G5
Type IV Lumens per Watt	141	140	134	125	136	137	130	131	148	143	137	144	140	146	143	141	136
Type IV 3000K Lumens [1]	4,792	6,740	9,575	11,561	6,959	12,901	16,777	19,621	25,624	30,471	35,615	40,343	47,687	49,659	58,630	67,510	78,235
Type V 4000K Lumens	5,067	7,128	10,126	12,226	7,576	14,045	18,264	21,360	28,129	33,450	39,097	44,287	52,349	53,531	63,201	72,773	84,335
Type V BUG Rating	B3-U0-G2	B3-U0-G2	B4-U0-G3	B4-U0-G3	B3-U0-G3	B4-U0-G3	B4-U0-G4	B5-U0-G4	B5-U0-G5	B5-U0-G5	B5-U0-G5	B5-U0-G5	B5-U0-G5	B5-U0-G5	B5-U0-G5	B5-U0-G5	B5-U0-G5
Type V Lumens per Watt	146	145	139	130	146	146	139	140	160	154	148	155	151	155	151	150	144
Type V 3000K Lumens [1]	4,975	6,999	9,942	12,004	7,438	13,790	17,932	20,972	27,618	32,843	38,387	43,483	51,398	52,562	62,057	71,455	82,808

NOTES:
1. For 3000K, 5000K or HSS data, refer to published IES files.

Lumen Maintenance

Configuration	TM-21 Lumen Maintenance (50,000 Hours)	Theoretical L70 (Hours)
Prevail and Prevail Petite at 25°C	91.30%	> 194,000
Prevail and Prevail Petite at 40°C	87.59%	> 134,000
Prevail XL at 25°C	91.40%	> 204,000
Prevail XL at 40°C	89.41%	> 158,000
Prevail Maxx at 25°C	91.40%	> 204,000
Prevail Maxx at 40°C	89.41%	> 158,000

Lumen Multiplier

Ambient Temperature	Lumen Multiplier
10°C	**1.02**
15°C	**1.01**
25°C	**1.00**
40°C	**0.99**

Sensor Color Reference Table (SPBx)

Housing Finish	Sensor Color
AP=Grey	Grey
BZ=Bronze	Bronze
BK=Black	Black
DP=Dark Platinum	Grey
GM=Graphite Metallic	Black
WH=White	White

FADC Settings

FADC Position	Lumen Multiplier
1	25%
2	46%
3	55%
4	62%
5	72%
6	77%
7	82%
8	85%
9	90%
10	100%

Note: +/-5% typical value

Lumark

Prevail LED

Control Options

0-10V This fixture provides 0-10V dimming wire leads for use with a lighting control panel or other control method.

Photocontrol (PR and PR7) Photocontrol receptacles provide a flexible solution to enable "dusk-to-dawn" lighting by sensing light levels. Advanced control systems compatible with NEMA 7-PIN standards can be utilized with the PR7 receptacles.

Dimming Occupancy Sensor (SPB, MS/DIM-LXX) These sensors are factory installed in the luminaire housing. When the SPB or MS/DIM sensor options are selected, the luminaire will dim down after five minutes of no activity detected. When activity is detected, the luminaire returns to full light output. These occupancy sensors include an integral photocell for "dusk-to-dawn" control or "daylight harvesting." Factory default is enabled for the MS sensors and disabled for the SPB. SPB motion sensors require the Sensor Configuration mobile application by Wattstopper to change factory default dimming level, time delay, sensitivity and other parameters. Available for iOS and Android devices. The SPB sensor is factory preset to dim down to approximately 10% power with a time delay of five minutes.

For mounting heights up to 8' (SPB1, -LOB)

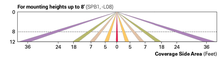

For mounting heights up to 20' (SPB2, -L20)

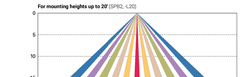

For mounting heights up to 40' (SPB4, -L40W)

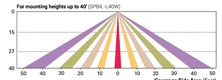

WaveLinx Wireless Control and Monitoring System Available in 7-PIN or 4-PIN configurations, the WaveLinx Outdoor control platform operates on a wireless mesh network based on IEEE 802.15.4 standards enabling wireless control of outdoor lighting. At least one Wireless Area Controller (WAC) is required for full functionality and remote communication (including adjustment of any factory pre-sets).

WaveLinx Outdoor Control Module (WOLC-7P-10A): A photocontrol that enables astronomic or time-based schedules to provide ON, OFF and dimming control of fixtures utilizing a 7-PIN receptacle. The out-of-box functionality is ON at dusk and OFF at dawn.

WaveLinx Wireless Sensor (WPS2 and WPS4): These outdoor sensors offer passive infrared (PIR) occupancy sensing and a photocell for closed-loop daylight sensing. These sensors are factory preset to dim down to approximately 50 percent power after 15 minutes of no activity detected, and the photocell for "dusk-to-dawn" control is default enabled. A variety of sensor lenses are available to optimize the coverage pattern for mounting heights from 7-42'.

For mounting heights from 18' to 40' (WPS)

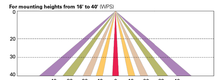

LumenSafe (LD) The LumenSafe integrated network camera is a streamlined, outdoor-ready camera that provides high definition video surveillance. This IP camera solution is optimally designed to integrate into virtually any video management system or security software platform of choice. No additional wiring is needed beyond providing line power to the luminaire. LumenSafe features factory-installed power and networking gear in a variety of networking options allowing security integrators to design the optimal solution for active surveillance.

Cooper Lighting Solutions
1121 Highway 74 South
Peachtree City, GA 30269
1-770-486-4800
www.cooperlighting.com

© 2024 Cooper Lighting Solutions
All Rights Reserved.

Specifications and dimensions subject to change without notice.

TYPE 'OD1' & 'OD2

EXTERIOR LIGHTING CUTSHEET

NTS

PCD FILE # PPR2521

Chick-fil-A
5200 Buffington Road
Atlanta, Georgia
30349-2998

whs engineering
2012 West 25th Street, Suite 900
Cleveland, OH 44113
Phone: 216 227 8505

2-2-2025
COLORADO LICENSED
GREGORY S. SUTAK
41021
PROFESSIONAL ENGINEER

CHICK-FIL-A
Powers & Palmer Park
5813 PALMER PARK BLVD
COLORADO SPRINGS, CO 80915

FSR#05934

BUILDING TYPE / SIZ

Catalog # : _____ Project : _____ Type : _____

Prepared By : _____ Date : _____

Scottsdale® Legacy (CRUS)

LED Canopy Luminaire



IP66

OVERVIEW	
Lumen Package (lm)	5,000 - 22,000
Wattage Range (W)	38 - 152
Efficacy Range (LPW)	114 -156
Weight lbs (kg)	23 (10.4)

QUICK LINKS

Ordering Guide | Performance | Photometrics | Dimensions

FEATURES & SPECIFICATIONS

Construction

- Features a ultra-slim 11/16" profile die-cast housing, with flat clear or diffused tempered glass lens. Unit is water-resistant, sealed and IP66 rated. Integral designed heat sink does not trap dirt and grime, ensuring cool running performance over the life of the fixture.
- Standard color is white and is finished with LSI's DuraGrip® polyester powder coat process. DuraGrip withstands extreme weather changes without cracking or peeling.
- Luminaire assembly incorporates a pressure stabilizing vent breather to prevent seal fatigue and failure.

Optical System

- Features an array of select, mid-power, high brightness, high efficiency LED, 3000K, 4000K, 5000K color temperature, 80 CRI (nominal).
- Choice of Symmetric or Asymmetric distribution. Asymmetric provides a wider distribution pattern. Optional symmetric with diffused lens also available.
- Forward Throw distribution provides an industry leading unique distribution pattern that illuminates the area under the gas canopy and beyond. The forward through optic directs the light to the forecourt from the gas canopy eliminating the need for supplemental floodlights and extensive perimeter lighting.
- Diffuse lens available as an option to soften brightness of the luminaire.
- Six Lumen Packages: 5,000, 9,000, 10,000, 13,000, 18,000 and 22,000 Lumens.

Electrical

- High performance factory programmable driver features over-voltage, under voltage, short-circuit and over temperature protection with integral 6kV surge protection that meets IEEE C62.41.2 and ANSI C82.77-5 Location Category C Low standards. Additional field replaceable 10kV surge protection device meets a minimum Category C Low operation (per ANSI/ IEEE C62.41.2). Custom lumen and wattage packages available.
- Driver components are fully encased in potting for moisture resistance. Complies with IEC and FCC standards. 0-10 V dimming supplied standard with all drive currents.
- Die-cast aluminum, wet location rated driver/electrical enclosure is elevated above canopy deck to prevent water entry, provide easy "knock-out" connection of primary wiring and acts as the primary heatsink ensuring cool operation of internal components for longer life. Seals to optical housing via one-piece molded silicone gasket.
- Universal voltage power supply, 120-277 VAC, 50/60 HZ and 347-480 VAC, 50/60 HZ input.
- -40°C to 55°C (-40°F to 131°F) ambient operating temperature. (Varies based on lumen package and mounting style see performance data for specifics.)
- Minimum 60,000 to 100,000 hours depending upon the ambient temperature of the installation location (see performance data for specifics.)

Hazardous Location

- Designed for lighter than air fuel applications. Product is suitable for Class 1 Divisions 2 only when properly installed per LSI installation instructions. See lsicorp.com for specific guidance. Not available on SLW.

Installation

- One-person installation.
- Installs in a 12" or 16" deck pan. Deck penetration consists of a 4" hole, simplifying installation and water sealing. Unit is designed to quickly retrofit into existing Scottsdale (4") hole as well as openings for Encore and Encore Top Access and to reconnect wiring for the SC/ECTA without having to relocate the conduit.
- Retro panels are available for existing Encores as well as kits for recessed and 2x2 installations (see separate spec sheets). Support brackets are provided standard, to prevent sagging of deck.

Warranty

- LSI luminaires carry a 5-year limited warranty. Refer to https://www.lsicorp.com/resources/terms-conditions-warranty/ for more information.

Listings

- UL and ETL listed to UL 1598, UL 8750 and other U.S. and International safety standards. Suitable for wet locations.
- DesignLights Consortium® (DLC) Premium qualified product. Not all versions of this product may be DLC Premium qualified. Please check the DLC Qualified Products List at www.designlights.org/QPL to confirm which versions are qualified.
- Meets Buy American Act requirements.
- IDA compliant with 3000K or lower color temperature.

LSI Industries Inc. All Rights Reserved. Specifications and dimensions subject to industry standard tolerances. Specifications subject to change without notice.

Scottsdale® Legacy (CRUS) LED Canopy Luminaire

Have questions? Call us at (800) 436-7800

Type : _____

PHOTOMETRICS

Back to Quick Links

CRUS-SCFT-SS-50

Luminaire Data	
Type 5 Distribution	
Description	5000 Kelvin, 80 CRI
Delivered Lumens	13,980
Watts	93
Efficacy	150
IES Type	Type VS - Very Short
BUG Rating	B3-U0-G3

Zonal Lumen Summary		
Zone	Lumens	% Luminaire
Low (0-30°)	2,307.7	10.30%
Medium (30-60°)	8,658.8	37.20%
High (60-80°)	4,914.2	21.10%
Very High (80-90°)	225.7	1.00%
Uplight (90-180°)	0	0%
Total Flux	23,269.3	100%

ISO Footcandle

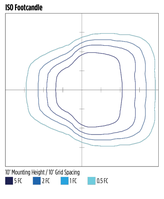

Polar Curve

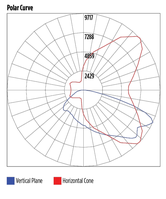

PRODUCT DIMENSIONS

Back to Quick Links

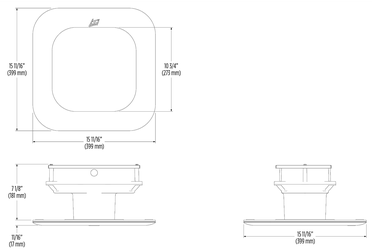

LSI Industries Inc. All Rights Reserved. Specifications and dimensions subject to industry standard tolerances. Specifications subject to change without notice.

Scottsdale® Legacy (CRUS) LED Canopy Luminaire

Have questions? Call us at (800) 436-7800

Type : _____

ORDERING GUIDE

Back to Quick Links

TYPICAL ORDER EXAMPLE: CRUS SCFT LED VHO 50 UE WHT DFL

Prefix	Distribution	Light Source	Driver	Color Temperature	Input Voltage	Finish	Options[4]
CRUS - LED Canopy Luminaire	SC - Symmetric AC - Asymmetric SCFT[1] - Combination Standard Symmetric and Forward Throw	LED	SLW - 5,000 Lumens VLW - 9,000 Lumens LW - 11,000 Lumens SS - 13,000 Lumens HO - 19,000 Lumens VHO - 22,000 Lumens[2] Custom Lumen Packages[3] VHO - 22,000 Lumens	30 - 3000K 40 - 4000K 50 - 5000K	UE - Universal Voltage (120 - 277V) HV - High Voltage (347 - 480V)	WHT - White BRZ - Bronze BLK - Black	HL[5] - Hazardous Location DFL - Diffuse Lens

Need more information? Click here for our glossary

Have additional questions? Call us at (800) 436-7800

ACCESSORY ORDERING INFORMATION (Accessories are field installed)

Order Number	Description
525946	Retrofit Panels - EC / ECTA / SCT to CRUS, for 16" Deck Panel
530281	Retrofit Panels - ECTA / SCT to CRUS, for 12" Deck Panel
357282	Retrofit 2x2 Cover Panel Blank (no holes)

*Consists of (2) 7/8" hole plugs, (100) 5/16" hole plugs and (1) tube of RTV

Order Number	Description
354702	Retrofit RIC Cover Panel Blank (no holes)
1329540	Kit - Hole Plugs and Silicone (enough for 25 retrofits)*

1 AC distribution utilizes a reflector which alters the look from a standard SC distribution.
2 FT distribution option only available with VHO 22,000 lumen package.
3 Custom lumen and wattage packages available consult factory Values are within industry standard tolerances but not DLC listed.
4 Not available with SCFT.
5 Not available on SLW.

LSI Industries Inc. All Rights Reserved. Specifications and dimensions subject to industry standard tolerances. Specifications subject to change without notice.

Scottsdale® Legacy (CRUS) LED Canopy Luminaire

Have questions? Call us at (800) 436-7800

Type : _____

PERFORMANCE

Back to Quick Links

Delivered Lumens

Lumen Package	Distribution	3000K CCT			4000K CCT			5000K CCT			Wattage
		Delivered Lumens	Efficacy	BUG Rating	Delivered Lumens	Efficacy	BUG Rating	Delivered Lumens	Efficacy	BUG Rating	
VHO	SC	21,301	140	B4-U0-G2	21,835	144	B4-U0-G2	22,697	150	B4-U0-G2	152
	AC	17,355	114	B3-U0-G3	17,799	117	B3-U0-G3	18,502	122	B3-U0-G3	
	SCFT	22,192	146	B5-U0-G3	22,598	149	B5-U0-G3	23,269	153	B5-U0-G3	
HO	SC	17,889	143	B3-U0-G1	18,346	146	B3-U0-G2	19,071	152	B4-U0-G2	125
	AC	14,582	116	B3-U0-G2	14,955	119	B3-U0-G2	15,546	124	B3-U0-G2	
SS	SC	13,113	141	B3-U0-G1	13,449	144	B3-U0-G1	13,980	150	B3-U0-G1	93
	AC	11,468	123	B3-U0-G2	11,761	126	B3-U0-G2	12,226	131	B3-U0-G2	
LW	SC	10,457	144	B3-U0-G1	10,724	148	B3-U0-G1	11,148	154	B3-U0-G1	75
	AC	9,145	126	B2-U0-G2	9,379	129	B2-U0-G2	9,749	134	B2-U0-G2	
VLW	SC	8,783	146	B3-U0-G1	9,008	149	B3-U0-G1	9,364	155	B3-U0-G1	60
	AC	7,681	127	B2-U0-G1	7,878	131	B2-U0-G1	8,189	136	B2-U0-G1	
SLW	SC	5,585	146	B2-U0-G1	5,728	150	B2-U0-G1	5,954	156	B2-U0-G1	38
	AC	4,884	128	B1-U0-G1	5,009	131	B1-U0-G1	5,207	136	B1-U0-G1	

*LEDs are frequently updated therefore values are nominal.

Electrical Data (AMPS)

Lumen Package	Wattage	120V	208V	240V	277V	347V	480V
VHO	152	1.27	0.73	0.64	0.55	0.44	0.32
HO	124	1.03	0.6	0.52	0.45	0.36	0.26
SS	92	0.77	0.44	0.38	0.33	0.27	0.19
LW	72	0.6	0.35	0.3	0.26	0.21	0.15
VLW	60	0.5	0.29	0.25	0.22	0.17	0.13
SLW	38	0.32	0.18	0.16	0.14	0.11	0.08

*Electrical data at 25C (77F). Actual wattage may differ by +/- 10%.

OPERATING TEMPERATURE

Lumen Package	Mounting	Max
VHO	Metal/Wood Canopy	45 C
HO	Metal/Wood Canopy	45 C
SS	Metal/Wood Canopy	55 C

Recommended Lumen Maintenance[1] CRUS VHO

Ambient Temperature °C	Initial[2]	25k hr[3]	50k hr[3]	75k hr[3]	100k hr[3]
0 C	102%	97%	92%	88%	84%
10 C	102%	97%	92%	88%	84%
20 C	102%	97%	92%	88%	84%
25 C	102%	97%	92%	88%	84%
30 C	102%	97%	92%	88%	84%
40 C	101%	95%	90%	85%	80%
50 C	101%	94%	89%	83%	78%

Recommended Lumen Maintenance[1] CRUS SS

Ambient Temperature °C	Initial[2]	25k hr[3]	50k hr[3]	75k hr[3]	100k hr[3]
0	102%	97%	92%	88%	84%
10	102%	97%	92%	88%	84%
20	102%	97%	92%	88%	84%
25	102%	97%	92%	88%	84%
30	102%	97%	92%	88%	84%
40	102%	97%	92%	88%	84%
50	101%	95%	91%	86%	82%

1 Lumen maintenance values at 25 °C are calculated per TM-21 based on LM-80 data and in-situ luminaire testing.
2 In accordance with IESNA TM-21-11, Projected Values represent interpolated value based on time durations that are within six times (6X) the IESNA LM-80-08 total test duration (in hours) for the device under testing (DUT) i.e. the packaged LED.
3 In accordance with IESNA TM-21-11, Calculated Values represent time durations that exceed six times 6X LM-80-08 total test duration (in hours) for the device under testing (DUT) i.e. the packaged LED.

LSI Industries Inc. All Rights Reserved. Specifications and dimensions subject to industry standard tolerances. Specifications subject to change without notice.

Scottsdale® Legacy (CRUS) LED Canopy Luminaire

Have questions? Call us at (800) 436-7800

Type : _____

PHOTOMETRICS

Back to Quick Links

Luminaire photometry has been conducted by a NVLAP accredited testing laboratory in accordance with IESNA LM-79-08. As specified by IESNA LM-79-08 the entire luminaire is tested as the source resulting in a luminaire efficiency of 100%.

See the individual product page on https://www.lsicorp.com/ for detailed photometric data.

CRUS-SC-SS-50

Luminaire Data	
Type 5 Distribution	
Description	5000 Kelvin, 80 CRI
Delivered Lumens	13,980
Watts	93
Efficacy	150
IES Type	Type VS - Very Short
BUG Rating	B3-U0-G3

Zonal Lumen Summary		
Zone	Lumens	% Luminaire
Low (0-30°)	3,479.6	26.7%
Medium (30-60°)	7,109.8	54.5%
High (60-80°)	2,334.8	17.9%
Very High (80-90°)	114.4	0.9%
Uplight (90-180°)	0.0	0.0%
Total Flux	13,038.6	100%

ISO Footcandle



Polar Curve

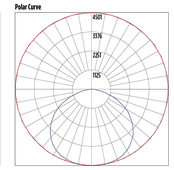

CRUS-AC-SS-50

Luminaire Data	
Type 3 Distribution	
Description	5000 Kelvin, 80 CRI
Delivered Lumens	12,226
Watts	93
Efficacy	131
IES Type	Type III, Very Short
BUG Rating	B3-U0-G2

Zonal Lumen Summary		
Zone	Lumens	% Luminaire
Low (0-30°)	3,240.3	27%
Medium (30-60°)	6,245.5	51%
High (60-80°)	2,594.6	21%
Very High (80-90°)	146.1	1%
Uplight (90-180°)	0	0%
Total Flux	12,227	100%

ISO Footcandle

Polar Curve

LSI Industries Inc. All Rights Reserved. Specifications and dimensions subject to industry standard tolerances. Specifications subject to change without notice.

PROGRESS LIGHTING™

Project: _____

Fixture Type: _____

Location: _____

Contact: _____

P5675-31

Cylinder

5" up/down cylinder/ outdoor lantern in Black. with heavy duty aluminum construction and die cast wall bracket. Powder coated finish. Wet location listed when used with P860045 top cover lens.

- Black finish.
- Powder coat finish.
- Ideal for a wide variety of interior and exterior applications.
- Die-cast aluminum wall brackets and heavy duty aluminum framing.
- Wet location listed when used with P860045 top cover lens (sold separately)

Category: Outdoor
Finish: Black (powder coat paint)
Construction: cast aluminum Construction



Width: 5 in
Height: 14 in
Depth: 7-7/8 in
H/CTR: 7 in

MOUNTING	ELECTRICAL	LAMPING	ADDITIONAL INFORMATION
Wall mounted	Prewired	Quantity: two 75 W max. PAR-30 or BR-30 or LED equivalent	cCSAus Damp Location Listed
Mounting strap for outlet box included	6 inches of wire supplied		1-year Limited Warranty
back plate covers a standard 4" recessed outlet box: 4.5" W.,	120 V	E26 base porcelain sockets	

701 Millennium Blvd. Greenville, South Carolina 29607 www.progresslighting.com Rev. 07/20

TYPE 'Z2'

TYPE 'OA'

EXTERIOR LIGHTING CUTSHEET

NTS

PCD FILE # PPR2521

Chick-fil-A
5200 Buffington Road
Atlanta, Georgia
30349-2998

whs engineering
2012 West 25th Street, Suite 900
Cleveland, OH 44113
Phone: 216 227 8505

2-2-2025
COLORADO LICENSED
GREGORY S. BUTLER
41021
PROFESSIONAL ENGINEER

CHICK-FIL-A
Powers & Palmer Park
5813 PALMER PARK BLVD
COLORADO SPRINGS, CO 80915

FSR#05934

BUILDING TYPE / SIZE: P14 DT-L
RELEASE: 24.11
PRINTED FOR
SD SET

REVISION SCHEDULE

NO.	DATE	DESCRIPTION

CONSULTANT PROJECT # 05934
DATE 10/26/26
DRAWN BY DA

Information contained on this drawing and in all digital files produced for above named project may not be reproduced in any manner without express written or verbal consent from authorized project representatives.

SHEET
EXTERIOR LIGHTING CUTSHEET

SHEET NUMBER
EP1.2

LIGHTING FIXTURE (LUMINAIRE) SCHEDULE

SYMBOL	TAG	QTY	MANUFACTURER	CATALOG NUMBER	DESCRIPTION	FILE NAME	(QTY) LAMP	LUMENS	LLF	WATTS	DISTRIBUTION	MOUNTING HEIGHT
■●	OD1	4	COOPER LIGHTING	PRV-C40-730-D-UNV-T4-SA-BZ-HSS	PREVAIL AREA AND ROADWAY LUMINAIRE (2) 70 CRI, 3000K LEDS AND TYPE IV OPTICS, BRONZE PAINTED FINISH, HOUSE SIDE SHIELD	PRV-C40-D-UNV-T4-BZ-7030-HSS.ies	2	17,100	0.9	131.0	–	27 FT
■●	OD2	2	COOPER LIGHTING	PRV-C60-730-D-UNV-T4-SA-BZ	PREVAIL AREA AND ROADWAY LUMINAIRE (2) 70 CRI, 3000K LEDS AND TYPE IV OPTICS, BRONZE PAINTED FINISH	PRV-C60-D-UNV-T4-BZ-7030.ies	2	20,000	0.9	153.0	–	27 FT
■●	OD3	2	COOPER LIGHTING	PRV-C60-730-D-UNV-T5-SA-BZ	PREVAIL AREA AND ROADWAY LUMINAIRE (2) 70 CRI, 3000K LEDS AND TYPE V OPTICS, BRONZE PAINTED FINISH	PRV-C60-D-UNV-T5-BZ-7030.ies	2	20,000	0.9	153.0	–	27 FT
□	Z2	16	LSI INDUSTRIES	CRUS-SC-LED-SLW-30-UE	CANOPY LIGHT, 3000K	CRUS_SM-SC-LW-30.ies	1	5,000	0.9	38.0	–	RECESSED
⚲	OA	14	PROGRESS LIGHTING	P5675-31	5" DIRECT/INDIRECT CYLINDER, WET LOCATION LISTED, TWO LAMPS (PAR-30 OR BR-30)	PROG_P5675-3130K_17.02768_testlabreports.ies	2	829	0.9	33.9	–	8 FT

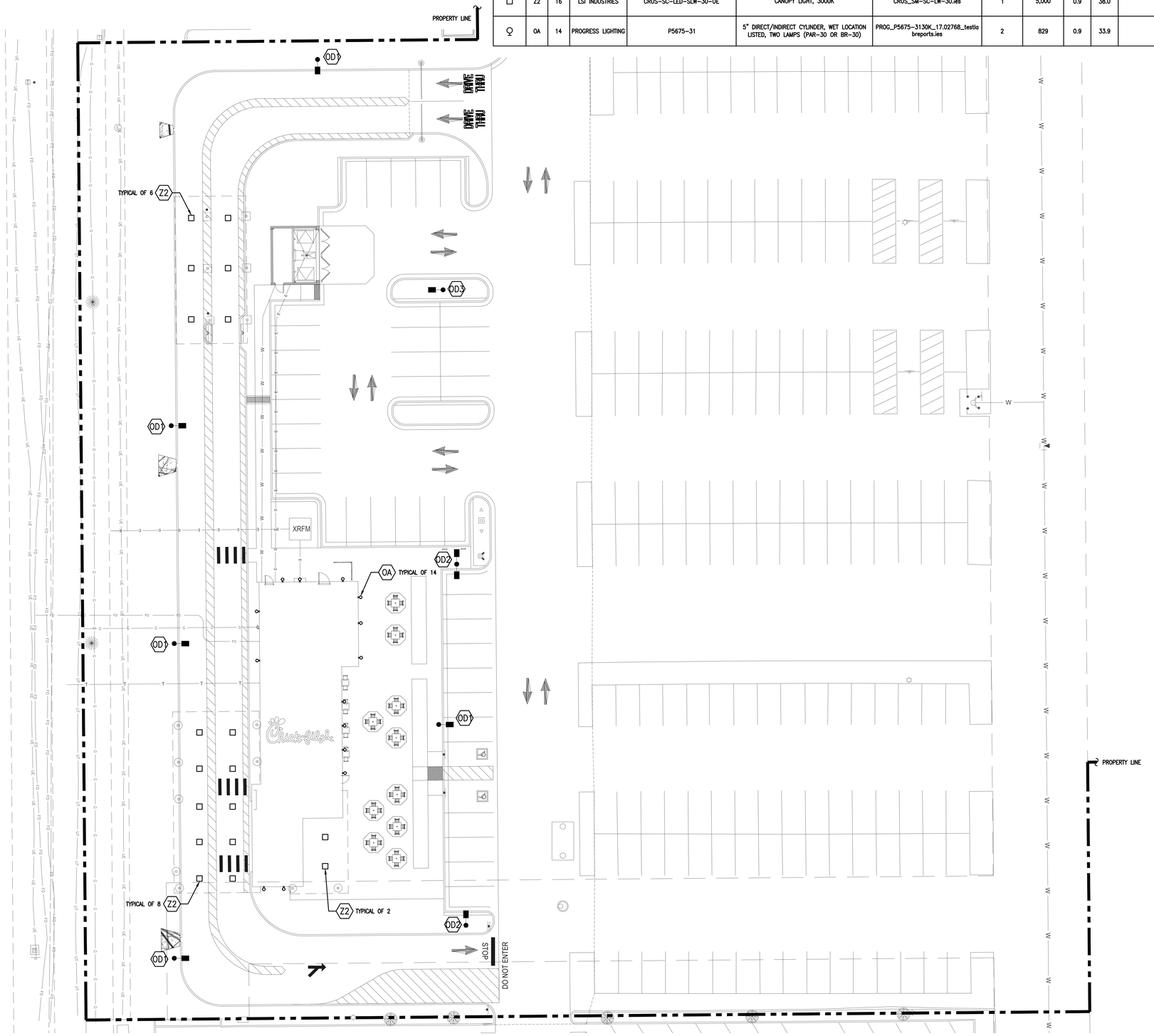

EXTERIOR LIGHTING PLAN
1/16" = 1'-0"

PCD FILE # PPR2521

Chick-fil-A
5200 Buffington Road
Atlanta, Georgia
30349-2998

whs engineering
2012 West 25th Street, Suite 900
Cleveland, OH 44113
Phone: 216 227 8505

9.2.2025
COLORADO LICENSED
GREGORY S. SUTAK
41021
PROFESSIONAL ENGINEER

CHICK-FIL-A
Powers & Palmer Park
5813 PALMER PARK BLVD
COLORADO SPRINGS, CO 80915

FSR#05934

BUILDING TYPE / SIZE: P14 DT-L
RELEASE: 24.11
PRINTED FOR
SD SET

REVISION SCHEDULE

NO.	DATE	DESCRIPTION

CONSULTANT PROJECT # 05934
DATE 10/26/26
DRAWN BY DA

Information contained on this drawing and in all digital files produced for above named project may not be reproduced in any manner without express written or verbal consent from authorized project representatives.

SHEET
EXTERIOR LIGHTING PLAN

SHEET NUMBER
ES1.0