

H Scale:	1"=50'
V Scale:	1"=5'
Designed By:	DCE
Drawn By:	KLW
Checked By:	DCE
Date:	06-18-2019

MOUNTAIN'S EDGE
PLAN AND PROFILE
EL PASO COUNTY, CO

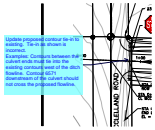
Project No.: 08019

Sheet: 2 of 3

3 of 3

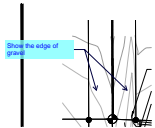
Road Plan and Profiles_V1.pdf Markup Summary

Callout (17)



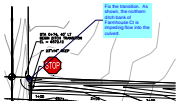
Subject: Callout
Page Label: [2] MVE-08019-RD-SHEET 2
Lock: Locked
Author: dsdlaforce
Date: 3/2/2020 11:09:37 AM
Status:
Color: ■
Layer:
Space:

Update proposed contour tie-in to existing. Tie-in as shown is incorrect.
Examples: Contours between the culvert ends must tie into the existing contours west of the ditch flowline. Contour 6571 downstream of the culvert should not cross the proposed flowline.



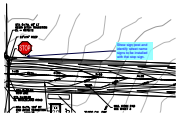
Subject: Callout
Page Label: [2] MVE-08019-RD-SHEET 2
Lock: Locked
Author: dsdlaforce
Date: 3/2/2020 11:09:38 AM
Status:
Color: ■
Layer:
Space:

Show the edge of gravel




Subject: Callout
Page Label: [2] MVE-08019-RD-SHEET 2
Lock: Locked
Author: dsdlaforce
Date: 3/2/2020 11:09:39 AM
Status:
Color: ■
Layer:
Space:

Fix the transition. As shown, the northern ditch bank of Farmhouse Ct is impeding flow into the culvert.



Subject: Callout
Page Label: [2] MVE-08019-RD-SHEET 2
Lock: Locked
Author: dsdlaforce
Date: 3/2/2020 11:09:39 AM
Status:
Color: ■
Layer:
Space:

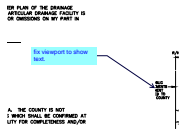
Show sign post and identify street name signs to be installed with the stop sign.



Subject: Callout
Page Label: [2] MVE-08019-RD-SHEET 2
Lock: Locked
Author: dsdlaforce
Date: 3/2/2020 11:09:42 AM
Status:
Color: ■
Layer:
Space:

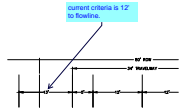
Revise road profile or culvert invert to meet minimum 2 ft cover from finished road surface per ECM 4.3.6.A.3

Provide a plan & profile for this culvert



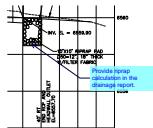
Subject: Callout
Page Label: [1] MVE-08019-RD-Cover
Lock: Locked
Author: dsdlaforce
Date: 3/2/2020 11:09:45 AM
Status:
Color: ■
Layer:
Space:

fix viewport to show text.



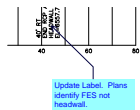
Subject: Callout
Page Label: [1] MVE-08019-RD-Cover
Lock: Locked
Author: dsdlaforce
Date: 3/2/2020 11:09:46 AM
Status:
Color: ■
Layer:
Space:

current criteria is 12' to flowline.



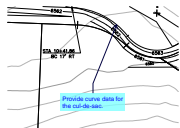
Subject: Callout
Page Label: [1] MVE-08019-RD-Cover
Lock: Locked
Author: dsdlaforce
Date: 3/2/2020 11:09:47 AM
Status:
Color: ■
Layer:
Space:

Provide riprap calculation in the drainage report.




Subject: Callout
Page Label: [1] MVE-08019-RD-Cover
Lock: Locked
Author: dsdlaforce
Date: 3/2/2020 11:09:47 AM
Status:
Color: ■
Layer:
Space:

Update Label. Plans identify FES not headwall.



Subject: Callout
Page Label: [2] MVE-08019-RD-SHEET 2
Lock: Locked
Author: dsdlaforce
Date: 3/2/2020 11:09:48 AM
Status:
Color: ■
Layer:
Space:

Provide curve data for the cul-de-sac.



Subject: Callout
Page Label: [2] MVE-08019-RD-SHEET 2
Lock: Locked
Author: dsdlaforce
Date: 3/2/2020 11:09:49 AM
Status:
Color: ■
Layer:
Space:

update contours around the culvert. Ditch side slope shown is steeper than 3:1.



Subject: Callout
Page Label: [2] MVE-08019-RD-SHEET 2
Lock: Locked
Author: dsdlaforce
Date: 3/2/2020 11:09:55 AM
Status:
Color: ■
Layer:
Space:

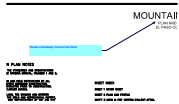
Provide curve data



Subject: Callout
Page Label: [3] MVE-08019-RD-SHEET 3
Lock: Locked
Author: dsdlaforce
Date: 3/2/2020 11:09:56 AM
Status:
Color: ■
Layer:
Space:


Mailbox pad pull-off area does not meet criteria.
See ECM 4.4.5.E.
See figure 4-2 above. The pullout must be outside the roadway clear zone and a minimum 8' wide. Additional ROW and a license agreement is required.

Per table 2-5 clear zone for a rural gravel road is 12' from the travel lane.



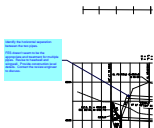
Subject: Callout
Page Label: [1] MVE-08019-RD-Cover
Lock: Locked
Author: dsdlaforce
Date: 3/2/2020 11:09:59 AM
Status:
Color: ■
Layer:
Space:

Revise to Roadway Construction Plans



Subject: Callout
Page Label: [1] MVE-08019-RD-Cover
Lock: Locked
Author: dsdlaforce
Date: 3/2/2020 11:10:00 AM
Status:
Color: ■
Layer:
Space:

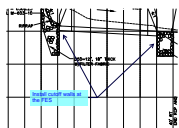
PCD File No. SF-20-001



Subject: Callout
Page Label: [1] MVE-08019-RD-Cover
Lock: Locked
Author: dsdlaforce
Date: 3/2/2020 11:10:01 AM
Status:
Color: ■
Layer:
Space:

Identify the horizontal separation between the two pipes.

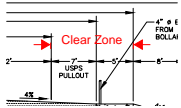
FES doesn't seem to be the appropriate end treatment for multiple pipes. Revise to headwall and wingwall. Provide construction level details. Contact the review engineer to discuss.



Subject: Callout
Page Label: [1] MVE-08019-RD-Cover
Lock: Locked
Author: dsdlaforce
Date: 3/2/2020 11:10:01 AM
Status:
Color: ■
Layer:
Space:

Install cutoff walls at the FES

Dimension (1)



Subject: Dimension
Page Label: [3] MVE-08019-RD-SHEET 3
Lock: Locked
Author: dsdlaforce
Date: 3/2/2020 11:09:58 AM
Status:
Color: ■
Layer:
Space:

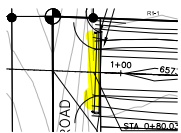
Clear Zone

File Attachment (1)




Subject: File Attachment
Page Label: [1] MVE-08019-RD-Cover
Lock: Locked
Author: dsdlaforce
Date: 3/2/2020 11:09:44 AM
Status:
Color: ■
Layer:
Space:

Highlight (1)



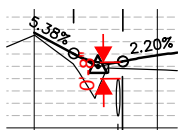
Subject: Highlight
Page Label: [2] MVE-08019-RD-SHEET 2
Lock: Locked
Author: dsdlaforce
Date: 3/2/2020 11:09:36 AM
Status:
Color: ■
Layer:
Space:

Image (1)




Subject: Image
Page Label: [3] MVE-08019-RD-SHEET 3
Lock: Locked
Author: dsdlaforce
Date: 3/2/2020 11:09:57 AM
Status:
Color: ■
Layer:
Space:

Length Measurement (3)



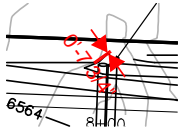
Subject: Length Measurement
Page Label: [2] MVE-08019-RD-SHEET 2
Lock: Locked
Author: dsdlaforce
Date: 3/2/2020 11:09:41 AM
Status:
Color: ■
Layer:
Space:

0'-8"



Subject: Length Measurement
Page Label: [2] MVE-08019-RD-SHEET 2
Lock: Locked
Author: dsdlaforce
Date: 3/2/2020 11:09:50 AM
Status:
Color: ■
Layer:
Space:

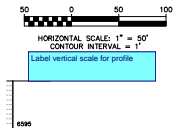
2'-3/4"



Subject: Length Measurement
Page Label: [2] MVE-08019-RD-SHEET 2
Lock: Locked
Author: dsdlaforce
Date: 3/2/2020 11:09:51 AM
Status:
Color: ■
Layer:
Space:


0'-7 3/4"

Text Box (2)



Subject: Text Box
Page Label: [2] MVE-08019-RD-SHEET 2
Lock: Locked
Author: dsdlaforce
Date: 3/2/2020 11:09:41 AM
Status:
Color: ■
Layer:
Space:

Label vertical scale for profile



Subject: Text Box
Page Label: [1] MVE-08019-RD-Cover
Lock: Locked
Author: dsdlaforce
Date: 3/2/2020 11:09:43 AM
Status:
Color: ■
Layer:
Space:

Add the EPC Signing and striping notes