


Statistics						
Description	Symbol	Avg	Max	Min	Max/Min	Avg/M
20' Buffer	+	0.1 fc	0.1 fc	0.0 fc	N/A	N/A
Main Lighting Zone	+	0.958 fc	2.974 fc	0.001 fc	2974.0:1	958.0:



Surface Schedule						
Reflectance		Normal				
Name	Front	Back	X	Y	Z	Area(ft2)
shop						
Bottom	50%	50%	0.00	0.00	-1.00	6000.23
Side 1	50%	50%	0.81	0.59	0.00	2200.04
Side 2	50%	50%	0.59	-0.81	0.00	1320.03
Side 3	50%	50%	-0.81	-0.59	0.00	2200.03
Side 4	50%	50%	-0.59	0.81	0.00	1320.03
Top	50%	50%	0.00	0.00	1.00	6000.23
Office						
Bottom	50%	50%	0.00	0.00	-1.00	2105.32
Side 1	50%	50%	0.80	0.60	0.00	600.00
Side 2	50%	50%	0.60	-0.80	0.00	607.99
Side 3	50%	50%	0.80	0.60	0.00	205.99
Side 4	50%	50%	0.60	-0.80	0.00	397.99
Side 5	50%	50%	-0.80	-0.60	0.00	400.01
Side 6	50%	50%	0.60	-0.80	0.00	410.01
Side 7	50%	50%	-0.80	-0.60	0.00	392.00
Side 8	50%	50%	-0.61	0.80	0.00	1416.07
Top	50%	50%	0.00	0.00	1.00	2105.32



### KADRD LED LED Retrofit Kit

Specifications

EPN: 2.0 ft  
Length: 12.12" (30.5 cm)  
Width: 12.12" (30.5 cm)  
Height: 2.0" (5.1 cm)  
Weight: 13.5 lbs (6.1 kg)

Ordering Information

EXAMPLE: KADRD LED 40C 1000 40K RS MVOLT DOBBD


KADRD ID	Size	Color	Temp	Power	Beam	Mount
KADRD-40C	40C	4000K	1000	40W	40°	DOBBD


Accessories

WARRANTY: 5 Year

#### Introduction

The KADRD Series Luminaire offers traditional square displays with soft, uniform edges for a versatile look that complements many applications. The KADRD LED retrofits any existing 100-400W metal halide or high pressure sodium KAD into a high-performance LED luminaire, while reducing typical energy savings up to 85% with expected service life up to 100,000 hours. The KADRD LED retrofit door simply replaces the existing KAD door containing the glass lens and installs in minutes.





### D-Series Size 1 LED Wall Luminaire

Specifications

Luminaire: 13.31" (33.8 cm)  
Weight: 13.5 lbs (6.1 kg)  
Depth: 10" (25.4 cm)  
Height: 6.31" (16.0 cm)

Ordering Information

EXAMPLE: DSKW1 LED 20C 1000 40K T3M MVOLT DOBBD


DSKW1 ID	Size	Color	Temp	Power	Beam	Mount
DSKW1-20C	20C	4000K	1000	20W	40°	DOBBD



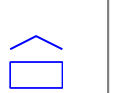

Accessories

WARRANTY: 5 Year

#### Introduction

The D-Series Wall Luminaire is a stylish, fully integrated LED solution for building mount applications. It features a sleek, modern design and is carefully engineered to provide long-lasting, energy-efficient lighting with a variety of optical and control options for customized performance. With an expected service life of over 20 years of nighttime use and up to 75% in energy savings over comparable 250W metal halide luminaires, the D-Series Wall is a reliable, low-maintenance lighting solution that produces sites that are exceptionally illuminated.



Schedule													
Symbol	Label	Image	QTY	Manufacturer	Catalog Number	Description	Lamp	Number Lamps	Filename	Lumens per Lamp	Lumen Multiple	LLF	Wattage
	B		42	Lithonia Lighting	KADRD LED 20C 530 40K R4 MVOLT	KADRD LED, 20 LED, 530mA MVOLT DRIVER, 4000K, TYPE 4 OPTICS.	LED	1	KADRD_LED_20 C_530_40K_R4_MVOLT.tes	4432	0.75	1	35
	A		2	Lithonia Lighting	DSKW1 LED 20C 1000 AMBPC T3S MVOLT	DSKW1 LED WITH (2) 10 LED LIGHT ENGINES, TYPE T3S OPTIC, AMBPC, @ 1000mA.	LED	1	DSKW1_LED_2 C_1000_AMBPC_T3S_MVOLT.tes	4379	1	1	73.2

Luminaire Locations													
Location										Aim			
No.	Label	X	Y	Z	MH	Orientation	Tilt	X	Y	Z	X	Y	Z
2	A	5107.10	4687.70	15.00	15.00	228.89	0.00	5107.10	4687.70	0.00			
3	A	5067.10	4742.30	15.00	15.00	232.76	0.00	5067.10	4742.30	0.00			
1	B	4657.46	5080.96	20.00	20.00	125.73	0.00	4657.46	5080.96	0.00			
2	B	4694.35	5123.43	20.00	20.00	144.57	0.00	4694.35	5123.43	0.00			
6	B	4851.10	5092.81	20.00	20.00	50.88	0.00	4851.10	5092.81	0.00			
5	B	4889.27	5039.19	20.00	20.00	54.76	0.00	4889.27	5039.19	0.00			
7	B	4889.29	5039.09	20.00	20.00	234.03	0.00	4889.29	5039.09	0.00			
8	B	4856.81	5015.75	20.00	20.00	234.30	0.00	4856.81	5015.75	0.00			
9	B	4824.32	4992.41	20.00	20.00	234.30	0.00	4824.32	4992.41	0.00			
10	B	4791.84	4969.07	20.00	20.00	237.94	0.00	4791.84	4969.07	0.00			
12	B	4819.36	5067.65	20.00	20.00	234.30	0.00	4819.36	5067.65	0.00			
13	B	4786.87	5044.31	20.00	20.00	234.30	0.00	4786.87	5044.31	0.00			
14	B	4754.39	5020.97	20.00	20.00	237.94	0.00	4754.39	5020.97	0.00			
15	B	4849.04	5091.39	20.00	20.00	234.03	0.00	4849.04	5091.39	0.00			
16	B	4778.72	5096.52	20.00	20.00	163.94	0.00	4778.72	5096.52	0.00			
17	B	4728.84	5090.56	20.00	20.00	171.52	0.00	4728.84	5090.56	0.00			
18	B	4711.50	5055.61	20.00	20.00	214.03	0.00	4711.50	5055.61	0.00			
19	B	4946.83	5016.49	20.00	20.00	229.34	0.00	4946.83	5016.49	0.00			
20	B	4923.40	4999.70	20.00	20.00	229.34	0.00	4923.40	4999.70	0.00			
21	B	4894.40	4978.60	20.00	20.00	229.34	0.00	4894.40	4978.60	0.00			
22	B	4867.90	4959.20	20.00	20.00	229.34	0.00	4867.90	4959.20	0.00			
23	B	4834.70	4935.10	20.00	20.00	229.34	0.00	4834.70	4935.10	0.00			
24	B	4979.63	4971.89	20.00	20.00	229.34	0.00	4979.63	4971.89	0.00			
25	B	4957.40	4955.10	20.00	20.00	229.34	0.00	4957.40	4955.10	0.00			
26	B	4928.40	4934.00	20.00	20.00	229.34	0.00	4928.40	4934.00	0.00			
27	B	4903.80	4914.20	20.00	20.00	229.34	0.00	4903.80	4914.20	0.00			
28	B	4859.03	4881.21	20.00	20.00	52.37	0.00	4859.03	4881.21	0.00			
29	B	4982.80	4914.40	20.00	20.00	146.85	0.00	4982.80	4914.40	0.00			
30	B	4955.70	4892.60	20.00	20.00	143.91	0.00	4955.70	4892.60	0.00			
31	B	4923.40	4869.60	20.00	20.00	153.09	0.00	4923.40	4869.60	0.00			
32	B	5002.91	4885.63	20.00	20.00	146.07	0.00	5002.91	4885.63	0.00			
33	B	4973.61	4864.23	20.00	20.00	146.07	0.00	4973.61	4864.23	0.00			
34	B	4934.44	4808.98	20.00	20.00	50.45	0.00	4934.44	4808.98	0.00			
35	B	5055.00	4854.50	20.00	20.00	228.71	0.00	5055.00	4854.50	0.00			
36	B	5034.80	4836.50	20.00	20.00	232.70	0.00	5034.80	4836.50	0.00			
37	B	5013.70	4827.40	20.00	20.00	232.07	0.00	5013.70	4827.40	0.00			
38	B	4984.90	4806.20	20.00	20.00	224.52	0.00	4984.90	4806.20	0.00			
46	B	5289.80	4502.10	20.00	20.00	19.80	0.00	5289.80	4502.10	0.00			
47	B	5233.20	4553.20	20.00	20.00	46.72	0.00	5233.20	4553.20	0.00			
48	B	5184.27	4691.08	20.00	20.00	234.46	0.00	5184.27	4691.08	0.00			
49	B	5080.20	4787.80	20.00	20.00	47.18	0.00	5080.20	4787.80	0.00			
50	B	5160.90	4629.70	20.00	20.00	25.05	0.00	5160.90	4629.70	0.00			
51	B	5199.70	4594.30	20.00	20.00	56.73	0.00	5199.70	4594.30	0.00			
53	B	5201.57	4663.66	20.00	20.00	227.58	0.00	5201.57	4663.66	0.00			

Alliance Building Systems  
1740 Eagleridge

Designer  
Bryan Schockey  
Date  
7/1/2020  
Scale  
Not to Scale  
Drawing No.  
Summary