Schedule

Symbol	Label	Image	Quantity	Manufacturer	Catalog Number	Description	Number Lamps	Lumens Per Lamp	Light Loss Factor	Wattage	Plot
	WP1		5	Lithonia Lighting	WDGE2 LED P5 40K 80CRI VF	WDGE2 LED WITH P5 - PERFORMANCE PACKAGE, 4000K, 80CRI, VISUAL COMFORT FORWARD OPTIC	1	5996	0.92	48.44	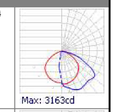 Max: 3163cd
	D		4	Lithonia Lighting	LDN6 40/15 LO6AR LSS	6IN LDN, 4000K, 1500LM, CLEAR, SEMI-SPECULAR REFLECTOR, CRI80	1	1516	0.9	17.52	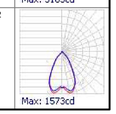 Max: 1573cd

Statistics

Description	Symbol	Avg	Max	Min	Max/Min	Avg/Min
Site	+	0.7 fc	8.6 fc	0.0 fc	N/A	N/A

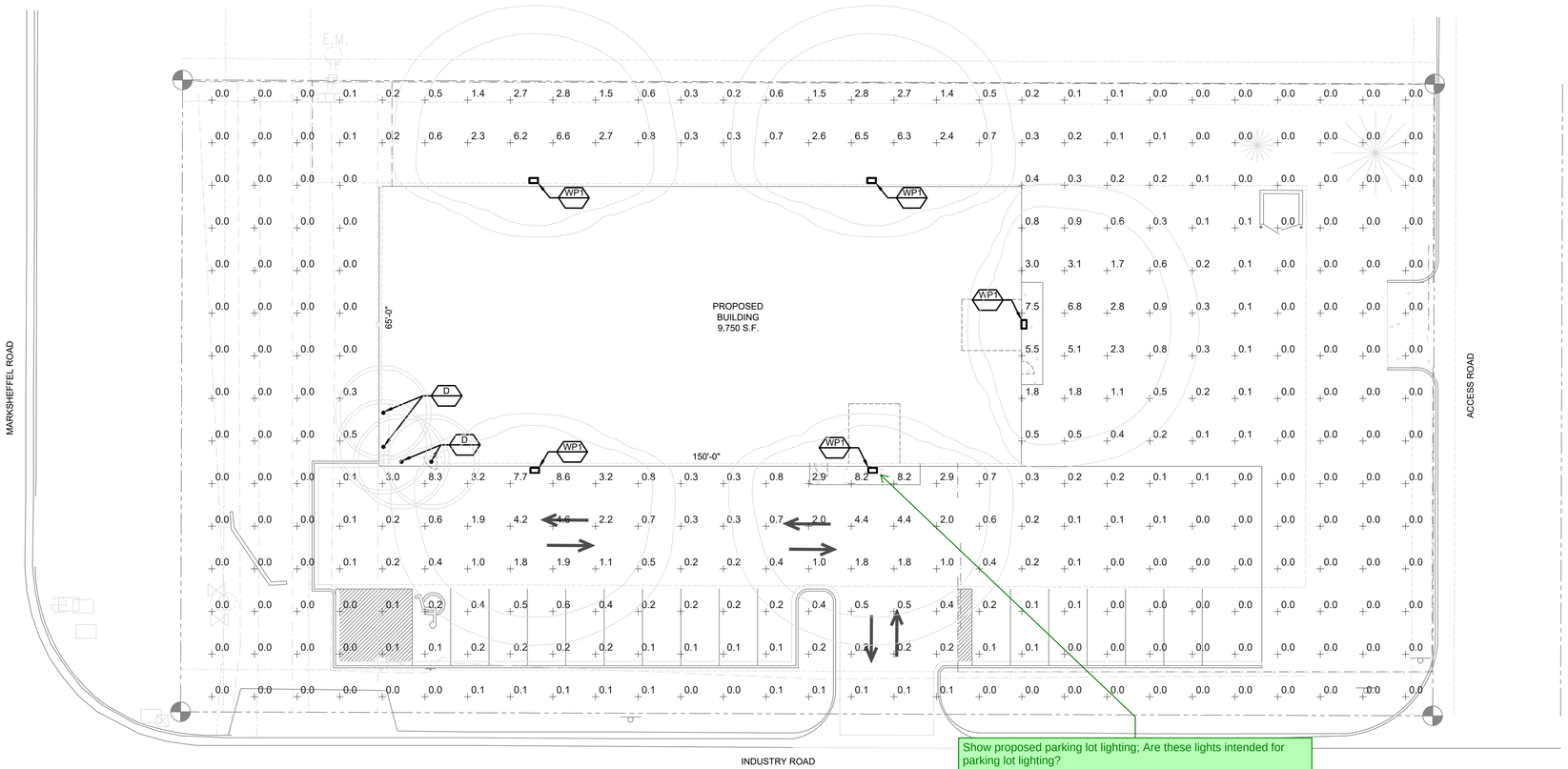

Show proposed parking lot lighting; Are these lights intended for parking lot lighting?

6.2.5. Parking, Loading and Maneuvering Standards
(c) Parking Design Standards.
(2)Construction Requirements.
(b)Lighting Standards. Lighting shall be provided in all parking areas with more than 5 spaces. Lighting shall meet the lighting standards contained in this Code.

SITE PHOTOMETRICS PLAN

SCALE: 1/16" = 1'-0"

51EC INC.
2960 NORTH ACADEMY BLVD, SUITE 101
COLORADO SPRINGS, CO 80917
FIFTYONEEC.COM | 719.445.0020

THIS DOCUMENT AND ITS CONTENTS ARE THE WORK PRODUCT AND PROPERTY OF 51EC, INC., WHICH RETAINS ALL COMMON LAW, STATUTORY AND OTHER RESERVED RIGHTS, INCLUDING THE COPYRIGHT.

PHOTOMETRICS
7920 INDUSTRY ROAD
COLORADO SPRINGS, CO 80939

REV	DESCRIPTION	DRAWN	CHECK	APPR	DATE

ISSUANCE:
ISSUED FOR REVIEW

CLIENT:
HAMMERS CONSTRUCTION
1411 WOOLSEY HEIGHTS
COLORADO SPRINGS, CO 80915

ARCHITECT:
HAMMERS CONSTRUCTION
1411 WOOLSEY HEIGHTS
COLORADO SPRINGS, CO 80915

PROJECT NO:
5151-22-03

TITLE:
SITE PHOTOMETRICS PLAN

SHEET NO:
E-100

PLOT DATE: 05/26/22 9:05 AM BY: JERKA PROJ. FILE: P:\Hammers Construction\Metal Building at 7920 Industry Rd\Electrical\Photometrics\Metal Building at 7920 Industry Rd - Photometrics.dwg

WDGE2 LED

Architectural Wall Sconce
Visual Comfort Optic

Buy American

Catalog Number	WDGE2 LED P5 40K 80CRI VF
Notes	QTY: 5
Type	WP1

Fill the Tab key or mouse over the page to see all interactive elements.

Specifications

Depth (D1): 7"
Depth (D2): 1.5"
Height: 9"
Width: 11.5"
Weight: (without options) 13.5 lbs

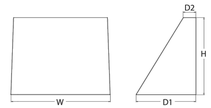

Introduction

The WDGE LED family is designed to meet specifier's every wall-mounted lighting need in a widely accepted shape that blends with any architecture. The clean rectilinear design comes in four sizes with lumen packages ranging from 1,200 to 25,000 lumens, providing a true site-wide solution. Embedded with nLight® AIR wireless controls, the WDGE family provides additional energy savings and code compliance.

WDGE2 delivers up to 6,000 lumens with a soft, non-pixelated light source, creating a visually comfortable environment. When combined with multiple integrated emergency battery backup options, including an 18W cold temperature option, the WDGE2 becomes the ideal wall-mounted lighting solution for pedestrian scale applications in any environment.

WDGE LED Family Overview

Luminaire	Optics	Standard EM, 0°C	Cold EM, -20°C	Sensor	Approximate Lumens (4000K, 80CRI)						
					P0	P1	P2	P3	P4	P5	P6
WDGE1 LED	Visual Comfort	4W		--	750	1,200	2,000	--	--	--	--
WDGE2 LED	Visual Comfort	10W	18W	Standalone / nLight	--	1,200	2,000	3,000	4,500	6,000	--
WDGE2 LED	Precision Refractive	10W	18W	Standalone / nLight	700	1,200	2,000	3,200	4,200	--	--
WDGE3 LED	Precision Refractive	15W	18W	Standalone / nLight	--	7,500	8,500	10,000	12,000	--	--
WDGE4 LED	Precision Refractive			Standalone / nLight	--	12,000	16,000	18,000	20,000	22,000	25,000

Ordering Information

EXAMPLE: WDGE2 LED P3 40K 80CRI VF MVOLT SRM DDBXD

Series	Package	Color Temperature	CRI	Distribution	Voltage	Mounting
WDGE2 LED	P1[1] P1W P2[1] P2W P3[1] P3W P4[1] P4W P5[1] P5W Dwar with small window (SW) is required to accommodate sensors. See page 2 for more details.	27K 2700K 30K 3000K 35K 3500K 40K 4000K 50K[2] 5000K	80CRI 90CRI	VF Visual comfort forward throw VW Visual comfort wide	MVOLT 347[3] 480[3]	**Shipped included** SRM Surface mounting bracket ICW Indirect Canopy/Ceiling Washer bracket (Dry/damp locations only)[7] **Shipped separately** AWS 3/8inch Architectural wall spacer PBBW Surface-mounted back box (top, left, right conduit entry). Use when there is no junction box available.

Options

E4WH	Emergency battery backup, Certified in CA Title 20 MAEDBS (4W, 0°C min)
E10WH	Emergency battery backup, Certified in CA Title 20 MAEDBS (10W, 0°C min)
E20WC	Emergency battery backup, Certified in CA Title 20 MAEDBS (18W, -20°C min)
PE[4]	Photocell, Button Type
DS[5]	Dual switching (comes with 2 drivers and 2 light engines; see page 3 for details)
DMG[6]	0-10V dimming wires pulled outside fixture (for use with an external control, ordered separately)
BCE	Bottom conduit entry for back box (PBBW). Total of 4 entry points.
BAA	Buy America(n) Act Compliant

Standalone Sensors/Controls (only available with P1SW, P2SW & P3SW)

PIR	Bi-level (100/35%) motion sensor for 8-15' mounting heights. Intended for use on switched circuits with external dusk to dawn switching.
PIRH	Bi-level (100/35%) motion sensor for 15-30' mounting heights. Intended for use on switched circuits with external dusk to dawn switching
PIR1FC3V	Bi-level (100/35%) motion sensor for 8-15' mounting heights with photocell pre-programmed for dusk to dawn operation.
PIRH1FC3V	Bi-level (100/35%) motion sensor for 15-30' mounting heights with photocell pre-programmed for dusk to dawn operation.

Networked Sensors/Controls (only available with P1SW, P2SW & P3SW)

NLTAIR2 PIR	nLightAIR Wireless enabled bi-level motion/ambient sensor for 8-15' mounting heights.
NLTAIR2 PIRH	nLightAIR Wireless enabled bi-level motion/ambient sensor for 15-30' mounting heights.

See page 4 for out of box functionality

Finish

DDBXD	Dark bronze
DBLXD	Black
DNAXD	Natural aluminum
DWHXD	White
DSDXD	Sandstone
DDBTXD	Textured dark bronze
DBLBXD	Textured black
DNATXD	Textured natural aluminum
DWHGXD	Textured white
DSSTXD	Textured sandstone

© 2019-2022 Acuity Brands Lighting, Inc. All rights reserved.

Accessories

Ordered and shipped separately.

WDGEAWS DDBXD	WDGE 3/8inch Architectural Wall Spacer (specify finish)
WDGE2PBBW DDBXD U	WDGE2 surface-mounted back box (specify finish)

NOTES

1. P1-P5 not available with sensors/controls. Sensors/controls only available with P1SW, P2SW and P3SW.
2. 50K not available in 90CRI
3. 347V and 480V not available with E4WH, E10WH, E20WC or DS.
4. PE not available in 480V or with sensors/controls
5. DS option not available with E4WH, E10WH, E20WC or sensors/controls.
6. DMG option not available with sensors/controls
7. Not qualified for DLC. Not available with emergency battery backup or sensors/controls

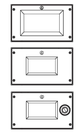

Default configuration with no sensors/controls.
Power Packages: P1, P2, P3, P4, P5

Small Window (SW) configuration
Power Packages: P1SW, P2SW, P3SW

Configuration with sensors/controls
Power Packages: P1SW, P2SW, P3SW

Performance Data

Lumen Output

Lumen values are from photometric tests performed in accordance with IESNA LM-79-08. Data is considered to be representative of the configurations shown, within the tolerances allowed by Lighting Facts. Contact factory for performance data on any configurations not shown here.

Performance Package	System Watts	Dist. Type	27K (2700K, 80 CRI)					30K (3000K, 80 CRI)					40K (4000K, 80 CRI)					50K (5000K, 80 CRI)				
			Lumens	LPW	B	U	G	Lumens	LPW	B	U	G	Lumens	LPW	B	U	G	Lumens	LPW	B	U	G
P1 / P1SW	10W	VF	1,166	119	0	0	0	1,209	123	0	0	0	1,251	128	0	0	0	1,254	128	0	0	0
		VW	1,197	122	0	0	0	1,241	126	0	0	0	1,284	131	0	0	0	1,286	131	0	0	0
P2 / P2SW	15W	VF	1,878	129	1	0	0	1,947	134	1	0	0	2,015	139	1	0	0	2,019	139	1	0	0
		VW	1,927	133	1	0	0	1,997	137	1	0	0	2,067	142	1	0	0	2,071	143	1	0	0
P3 / P3SW	23W	VF	2,908	129	1	0	0	3,015	134	1	0	0	3,119	138	1	0	0	3,132	139	1	0	0
		VW	2,983	132	1	0	0	3,093	137	1	0	0	3,200	142	1	0	0	3,213	143	1	0	0
P4	35W	VF	4,096	117	1	0	1	4,247	121	1	0	1	4,394	126	1	0	1	4,412	126	1	0	1
		VW	4,202	120	1	0	0	4,357	125	1	0	1	4,508	129	1	0	1	4,526	129	1	0	1
P5	48W	VF	5,567	115	1	0	1	5,772	119	1	0	1	5,972	123	1	0	1	5,996	124	1	0	1
		VW	5,711	118	1	0	1	5,921	122	1	0	1	6,127	126	1	0	1	6,151	127	1	0	1

Electrical Load

Performance Package	System Watts	Current (A)					
		120V	208V	240V	277V	347V	480V
P1 / P1SW	10W	0.082	0.049	0.043	0.038	--	--
	13W	--	--	--	--	0.046	0.033
P2 / P2SW	15W	0.132	0.081	0.072	0.064	--	--
	18W	--	--	--	--	0.056	0.041
P3 / P3SW	23W	0.195	0.114	0.100	0.088	--	--
	26W	--	--	--	--	0.079	0.058
P4	35W	0.302	0.175	0.152	0.134	--	--
	38W	--	--	--	--	0.115	0.086
P5	48W	0.434	0.241	0.211	0.184	--	--
	52W	--	--	--	--	0.157	0.119

Lumen Multiplier for 90CRI

CCT	Multiplier
27K	0.845
30K	0.867
35K	0.845
40K	0.885
50K	0.898

Lumen Output in Emergency Mode (4000K, 80 CRI)

Option	Package	Lumens
E4WH	VF	646
	VW	647
E10WH	VF	1,658
	VW	1,701
E20WC	VF	2,840
	VW	2,913

Lumen Ambient Temperature (LAT) Multipliers

Use these factors to determine relative lumen output for average ambient temperatures from 0-40°C (32-104°F).

Ambient	Lumen Multiplier
0°C	32°F	1.03
10°C	50°F	1.02
20°C	68°F	1.01
25°C	77°F	1.00
30°C	86°F	0.99
40°C	104°F	0.98

Projected LED Lumen Maintenance

Data references the extrapolated performance projections for the platforms noted in a 25°C ambient, based on 10,000 hours of LED testing (tested per IESNA LM-80-08 and projected per IESNA TM-21-11).
To calculate LLF, use the lumen maintenance factor that corresponds to the desired number of operating hours below. For other lumen maintenance values, contact factory.

Operating Hours	0	25,000	50,000	100,000
Lumen Maintenance Factor	1.0	>0.96	>0.95	>0.91

© 2019-2022 Acuity Brands Lighting, Inc. All rights reserved.

LITHONIA LIGHTING®

Catalog Number	LDN6 40/15 L06AR LS5
Notes	QTY: 4
Type	D

LDN6

6" Open and WallWash LED
Non-IC
New Construction Downlight

FEATURES & SPECIFICATIONS

INTENDED USE — Typical applications include corridors, lobbies, conference rooms and private offices.
CONSTRUCTION — Galvanized steel mounting/plaster frame; galvanized steel junction box with bottom-hinged access covers and spring latches. Reflectors are retained by torsion springs.
Vertically adjustable mounting brackets with commercial bar hangers provide 3-3/4" total adjustment.
Two combination 1/2"-3/4" and four 1/2" knockouts for straight-through conduit runs. Capacity: 8 (4 in, 4 out). No. 12 AWG conductors, rated for 90°C.
Accommodates 12"-24" joist spacing.
Passive cooling thermal management for 25°C standard; high ambient (40°C) option available. Light engine and drivers are accessible from above or below ceiling.
Max ceiling thickness 1-1/2".
OPTICS — LEDs are binned to a 3-step SDCM; 80 CRI minimum. 90 CRI optional.
LED light source concealed with diffusing optical lens.
General illumination lighting with 1.0-5/4H and 5D "cutoff to source and source image.
Self-flanged anodized reflectors in specular, semi-specular, or matte diffuse finishes. Also available in white and black painted reflectors.
ELECTRICAL — Multi-volt (120-277V, 50/60Hz) 0-10V dimming drivers mounted to junction box, 10% or 1% minimum dimming level available.
0-10V dimming fixture requires two (2) additional low-voltage wires to be pulled.
70% lumen maintenance at 60,000 hours.
LISTINGS — Certified to US and Canadian safety standards. Wet location standard (covered ceiling). IP55 rated. ENERGY STAR® certified product.
BUY AMERICAN — Product with the BAA option is assembled in the USA and meets the Buy America(n) government procurement requirements under FAR, DFARS and DOT. Please refer to www.acuitybrands.com/buy-american for additional information.
WARRANTY — 5-year limited warranty. This is the only warranty provided and no other statements in this specification sheet create any warranty of any kind. All other express and implied warranties are disclaimed. Complete warranty terms located at: www.acuitybrands.com/support/warranty/terms-and-conditions
Note: Actual performance may differ as a result of end-user environement and application.
All values are design or typical values, measured under laboratory conditions at 25 °C.
Specifications subject to change without notice.

A+ Capable options indicated by this color background.

ORDERING INFORMATION Lead times will vary depending on options selected. Consult with your sales representative.

Example: LDN6 35/15 L06AR LS5 MVOLT EZ10

LDN6 Series	Color temperature	Lumens[1]		Aperture/Trim Color	Finish	Voltage
LDN6 6" round	27/ 2700K 30/ 3000K 35/ 3500K 40/ 4000K 50/ 5000K	05 500 lumens 07 750 lumens 10 1000 lumens 15 1500 lumens 20 2000 lumens 25 2500 lumens 30 3000 lumens 40 4000 lumens 50 5000 lumens		L06 Downlight LW6 Wallwash AR Clear WR[2] White BK[2] Black	LS5 Semi-specular LD Matte diffuse LS Specular	MVOLT Multi-volt 120 120V 277 277V 347[3] 347V

Driver	Options		
G210 0-10V driver dims to 10%	SF[4] Single fuse	NBO[8] nLight™ Lumen Compensation	
G21 0-10V driver dims to 1%	TRW[5] White painted flange	JOT[9] Wireless room control with "Just One Touch" pairing	
D10 Minimum dimming 10% driver for use with JOT	TRBL[5] Black painted flange	NPS80EZ[7] nLight® dimming pack controls(0-10V eldoLED drivers (EZ10, EZ1).	
D1 Minimum dimming 1% driver for use with JOT	EL[6] Emergency battery pack with integral test switch. 10W Constant Power, Not Certified in CA Title 20 MAEDBS	NPS80EZER[7] nLight® dimming pack controls 0-10V eldoLED drivers (EZ10, EZ1). ER controls fixtures on emergency circuit.	
EZ10 0-10V eldoLED driver with smooth and flicker-free deep dimming performance down to 10%	ELR[6] Emergency battery pack with remote test switch. 10W Constant Power, Not Certified in CA Title 20 MAEDBS	HAO[10] High ambient option	
	ELSD[6] Emergency battery pack with self-diagnostics, integral test switch. 10W Constant Power, Not Certified in CA Title 20 MAEDBS	CP[12] Chicago Plenum	
	ELRSD[6] Emergency battery pack with self-diagnostics, remote test switch. 10W Constant Power, Not Certified in CA Title 20 MAEDBS	RRL__ RELOC® ready luminaire connectors enable a simple and consistent factory installed option across all ARL luminaire brands. Available only in RRLA, RRLB, RRLAE, and RRLC125. Refer to RRL spec sheet on www.acuitybrands.com for the RELOC product specifications.	
EZ1 0-10V eldoLED driver with smooth and flicker-free deep dimming performance down to 1%	E10WCP[6] Emergency battery pack, 10W Constant Power with integral test switch. Certified in CA Title 20 MAEDB	NLTAIR2[11,12,13] nLight® Air enabled	
	E10WCPR[6] Emergency battery pack, 10W Constant Power with remote test switch. Certified in CA Title 20 MAEDB	NLTAIREM2[11,14] nLight® AIR Dimming Pack Wireless Controls. Controls fixtures on emergency circuit, not available with battery pack options	
EDAB eldoLED DALI SOLDRIVE dim to dark	NPP16D[7] nLight® network power/relay pack with 0-10V dimming for non-eldoLED drivers (GZ10, GZ1).	NLTAIREM2[11,14] nLight® AIR Dimming Pack Wireless Controls. UL924 Emergency Operation, via power interrupt detection. Available with battery pack options.	
	NPP16DER[7] nLight® network power/relay pack with 0-10V dimming for non-eldoLED drivers (GZ10, GZ1). ER controls fixtures on emergency circuit.	BAA Buy America(n) Act Compliant	
		90CRI High CRI (90+)	

Accessories: *Order as separate catalog number.*

PS105SCP	FMC Power Sentry batterypack, T20-compliant, field installable, 10w constant power
EAC ISSM 375	Compact interruptible emergency AC power system
EAC ISSM 125	Compact interruptible emergency AC power system
GRA68 LZ	Oversized trim ring with 8" outside diameter
SCA6	Sloped Ceiling Adapter. Degree of slope must be specified (5D, 10D, 15D, 20D, 25D, 30D). Ex: SCA6 10D

Notes

1. Overall height varies based on lumen package; refer to dimensional chart on page 3.
2. Not available with finishes.
3. Not available with emergency options.
4. Must specify voltage 120V or 277V.
5. Available with clear (AR) reflector only.
6. 12.5" of plenum depth or top access required for battery pack maintenance.
7. Specify voltage. ER for use with generator supply EM power. Will require an emergency hot feed and normal hot feed.
8. Fixture begins at 80% light level. Must be specified with NPS80EZ or NPS80EZ ER. Only available with EZ10 and EZ1 drivers.
9. Not available with CP, NPS80EZ, NPS80EZER, NPP16D, NPP16DER or NBO options.
10. NLTAIR2, NLTAIRER2 and NLTAIREM2 not recommended for metal ceiling installations.
11. Fixture height is 6.5" for all lumen packages with HAO.
12. Must specify voltage for 3000lm and above. 5000lm with marked spacing 24 L x 24 W x 14 H. Not available with emergency battery pack option.
13. Must specify D10 or D1 driver. Not available with nLight options. Not available with CP. Not recommended for metal ceiling installation. Not for use with emergency backup power systems other than battery packs.
14. When combined with EZ1 or EZ10 drivers, can be used as a normal power sensing device for nLight AIR devices and luminaires with EM options.

51EC INC.
2960 NORTH ACADEMY BLVD, SUITE 101
COLORADO SPRINGS, CO 80917
FIFTYONEEC.COM | 719.445.0020

THIS DOCUMENT AND ITS CONTENTS ARE THE WORK PRODUCT AND PROPERTY OF 51EC, INC., WHICH RETAINS ALL COMMON LAW, STATUTORY AND OTHER RESERVED RIGHTS, INCLUDING THE COPYRIGHT.

PHOTOMETRICS
7920 INDUSTRY ROAD
COLORADO SPRINGS, CO 80939

REV	DESCRIPTION	DRAWN	CHECK	APPR	DATE

ISSUANCE:
ISSUED FOR REVIEW

CLIENT:
HAMMERS CONSTRUCTION
1411 WOOLSEY HEIGHTS
COLORADO SPRINGS, CO 80915

ARCHITECT:
HAMMERS CONSTRUCTION
1411 WOOLSEY HEIGHTS
COLORADO SPRINGS, CO 80915

PROJECT NO:
5151-22-03

TITLE:
LIGHTING CUT SHEETS

SHEET NO:
E-101

PLOT DATE: 05/26/22 9:05 AM BY: JERIKA PROJ. FILE: P:\Hammers Construction\Metal Building at 7920 Industry Rd\Electrical\Photometrics\Metal Building at 7920 Industry Rd\Photometrics.dwg