

2019 Financial Assurance Estimate Form (with pre-plat construction)

This value should be placed in the row for quantities of 50k-200k.

Updated: 6/7/2019




| PROJECT INFORMATION | | | | | | | |
|--|----------|-----------|-------------|--------------|---------------|--|----------------------|
| Estates at Rollings Hills Ranch Filing 2 | | 9/17/2020 | | SF-20-018 | | | |
| Project Name | | Date | | PCD File No. | | | |
| Description | Quantity | Units | Unit Cost | | Total | (with Pre-Plat Construction) % Complete | Remaining |
| SECTION 1 - GRADING AND EROSION CONTROL (Construction and Permanent BMPs) | | | | | | | |
| * Earthwork | | | | | | | |
| less than 1,000; \$5,300 min | | CY | \$ 8.00 | = | \$ - | | \$ - |
| 1,000-5,000; \$8,000 min | | CY | \$ 6.00 | = | \$ - | | \$ - |
| 5,001-20,000; \$30,000 min | 88,100 | CY | \$ 5.00 | = | \$ 440,500.00 | | \$ 440,500.00 |
| 20,001-50,000; \$100,000 min | | CY | \$ 3.50 | = | \$ - | | \$ - |
| 50,001-200,000; \$175,000 min | | CY | \$ 2.50 | = | \$ - | | \$ - |
| greater than 200,000; \$500,000 min | | CY | \$ 2.00 | = | \$ - | | \$ - |
| * Permanent Seeding (inc. noxious weed mgmnt.) | 49 | AC | \$ 800.00 | = | \$ 39,200.00 | | \$ 39,200.00 |
| * Mulching | 49 | AC | \$ 750.00 | = | \$ 36,750.00 | | \$ 36,750.00 |
| * Permanent Erosion Control Blanket | | SY | \$ 6.00 | = | \$ - | | \$ - |
| * Permanent Pond/BMP Construction | | CY | \$ 20.00 | = | \$ - | | \$ - |
| * Permanent Pond/BMP (Spillway) | | EA | | = | \$ - | | \$ - |
| * Permanent Pond/BMP (Outlet Structure) | | EA | | = | \$ - | | \$ - |
| Safety Fence | | LF | \$ 3.00 | = | \$ - | | \$ - |
| Temporary Erosion Control Blanket | 1,240 | SY | \$ 3.00 | = | \$ 3,720.00 | | \$ 3,720.00 |
| Vehicle Tracking Control | 1 | EA | \$ 2,370.00 | = | \$ 2,370.00 | | \$ 2,370.00 |
| Silt Fence | 2,667 | LF | \$ 2.50 | = | \$ 6,667.50 | | \$ 6,667.50 |
| Temporary Seeding | | AC | \$ 628.00 | = | \$ - | | \$ - |
| Temporary Mulch | | AC | \$ 750.00 | = | \$ - | | \$ - |
| Erosion Bales | | EA | \$ 25.00 | = | \$ - | | \$ - |
| Erosion Logs/Straw Waddle | | LF | \$ 5.00 | = | \$ - | | \$ - |
| Rock Check Dams | | EA | \$ 500.00 | = | \$ - | | \$ - |
| Inlet Protection | 15 | EA | \$ 167.00 | = | \$ 2,505.00 | | \$ 2,505.00 |
| Sediment Basin | | EA | \$ 1,762.00 | = | \$ - | | \$ - |
| Concrete Washout Basin | 1 | EA | \$ 900.00 | = | \$ 900.00 | | \$ 900.00 |
| [insert items not listed but part of construction plans] | | | | = | \$ - | | \$ - |
| MAINTENANCE (35% of Construction BMPs) | | | | | = | \$ 5,656.88 | \$ 5,656.88 |
| Section 1 Subtotal | | | | | = | \$ 538,269.38 | \$ 538,269.38 |
| SECTION 2 - PUBLIC IMPROVEMENTS * | | | | | | | |
| ROADWAY IMPROVEMENTS | | | | | | | |
| Construction Traffic Control | | LS | | = | \$ - | | \$ - |
| Aggregate Base Course (135 lbs/cf) | | Tons | \$ 28.00 | = | \$ - | | \$ - |
| Concrete Treated Subgrade (8') | 34,256 | SY | \$ 6.00 | = | \$ 205,536.00 | | \$ 205,536.00 |
| Asphalt Pavement (3" thick) | | SY | \$ 14.00 | = | \$ - | | \$ - |
| Asphalt Pavement (4" thick) | 27,631 | SY | \$ 19.00 | = | \$ 524,989.00 | | \$ 524,989.00 |
| Asphalt Pavement (6" thick) | 6,625 | SY | \$ 29.00 | = | \$ 192,125.00 | | \$ 192,125.00 |
| Asphalt Pavement (147 lbs/cf) _" thick | | Tons | \$ 88.00 | = | \$ - | | \$ - |
| Raised Median, Paved | | SF | \$ 8.00 | = | \$ - | | \$ - |
| Regulatory Sign/Advisory Sign | 12 | EA | \$ 300.00 | = | \$ 3,600.00 | | \$ 3,600.00 |
| Guide/Street Name Sign | 7 | EA | \$ 100.00 | = | \$ 700.00 | | \$ 700.00 |
| Epoxy Pavement Marking | 2,602 | SF | \$ 13.00 | = | \$ 33,826.00 | | \$ 33,826.00 |
| Thermoplastic Pavement Marking | 34 | SF | \$ 23.00 | = | \$ 782.00 | | \$ 782.00 |
| Barricade - Type 3 Tech Contractors owns | | EA | \$ 200.00 | = | \$ - | | \$ - |
| Delineator - Type I | | EA | \$ 24.00 | = | \$ - | | \$ - |
| Curb and Gutter, Type A (6" Vertical) | 5,785 | LF | \$ 30.00 | = | \$ 173,550.00 | | \$ 173,550.00 |
| Curb and Gutter, Type B (Median) | 1,694 | LF | \$ 30.00 | = | \$ 50,820.00 | | \$ 50,820.00 |
| Curb and Gutter, Type C (Ramp) | 11,358 | LF | \$ 30.00 | = | \$ 340,740.00 | | \$ 340,740.00 |
| 4" Sidewalk (common areas only) | | SY | \$ 48.00 | = | \$ - | | \$ - |
| 5" Sidewalk | 8,352 | SY | \$ 60.00 | = | \$ 501,120.00 | | \$ 501,120.00 |
| 6" Sidewalk | 3,430 | SY | \$ 72.00 | = | \$ 246,960.00 | | \$ 246,960.00 |
| 8" Sidewalk | 305 | SY | \$ 96.00 | = | \$ 29,280.00 | | \$ 29,280.00 |
| Pedestrian Ramp | 38 | EA | \$ 1,150.00 | = | \$ 43,700.00 | | \$ 43,700.00 |
| Cross Pan, local (8" thick, 6' wide to include return) | 30 | LF | \$ 61.00 | = | \$ 1,830.00 | | \$ 1,830.00 |
| Cross Pan, collector (9" thick, 8' wide to include return) | | LF | \$ 92.00 | = | \$ - | | \$ - |
| Curb Chase | | EA | \$ 1,480.00 | = | \$ - | | \$ - |
| Electrical Conduit, Size = | | LF | \$ 16.00 | = | \$ - | | \$ - |
| Traffic Signal, complete intersection | | EA | \$ 425,000 | = | \$ - | | \$ - |
| [insert items not listed but part of construction plans] | | | | = | \$ - | | \$ - |

| PROJECT INFORMATION | | | | | | | |
|--|----------|-------|--------------|---|-----------------|------------------------------|-----------------|
| Estates at Rollings Hills Ranch Filing 2 | | | 9/17/2020 | | | SF-20-018 | |
| Project Name | | | Date | | | PCD File No. | |
| Description | Quantity | Units | Unit Cost | | Total | (with Pre-Plat Construction) | |
| | | | | | | % Complete | Remaining |
| STORM DRAIN IMPROVEMENTS | | | | | | | |
| Concrete Box Culvert (M Standard), Size (10 x 4) | 204 | LF | \$ 400.00 | = | \$ 81,600.00 | | \$ 81,600.00 |
| 18" Reinforced Concrete Pipe | 154 | LF | \$ 65.00 | = | \$ 10,010.00 | | \$ 10,010.00 |
| 24" Reinforced Concrete Pipe | 671 | LF | \$ 78.00 | = | \$ 52,338.00 | | \$ 52,338.00 |
| 30" Reinforced Concrete Pipe | 1,095 | LF | \$ 97.00 | = | \$ 106,215.00 | | \$ 106,215.00 |
| 36" Reinforced Concrete Pipe | 370 | LF | \$ 120.00 | = | \$ 44,400.00 | | \$ 44,400.00 |
| 42" Reinforced Concrete Pipe | 1,199 | LF | \$ 160.00 | = | \$ 191,840.00 | | \$ 191,840.00 |
| 48" Reinforced Concrete Pipe | 246 | LF | \$ 195.00 | = | \$ 47,970.00 | | \$ 47,970.00 |
| 54" Reinforced Concrete Pipe | 161 | LF | \$ 245.00 | = | \$ 39,445.00 | | \$ 39,445.00 |
| 60" Reinforced Concrete Pipe | | LF | \$ 288.00 | = | \$ - | | \$ - |
| 66" Reinforced Concrete Pipe | | LF | \$ 332.00 | = | \$ - | | \$ - |
| 72" Reinforced Concrete Pipe | | LF | \$ 380.00 | = | \$ - | | \$ - |
| Flared End Section (FES) RCP Size = 54" (unit cost = 6x pipe unit cost) | 1 | EA | \$ 1,470.00 | = | \$ 1,470.00 | | \$ 1,470.00 |
| Flared End Section (FES) CSP Size = (unit cost = 6x pipe unit cost) | | EA | | = | \$ - | | \$ - |
| End Treatment- Headwall | 2 | EA | \$ 4,000.00 | = | \$ 8,000.00 | | \$ 8,000.00 |
| End Treatment- Wingwall | 4 | EA | \$ 9,000.00 | = | \$ 36,000.00 | | \$ 36,000.00 |
| End Treatment - Cutoff Wall | 1 | EA | \$ 1,500.00 | = | \$ 1,500.00 | | \$ 1,500.00 |
| Curb Inlet (Type R) L=5', Depth < 5' | | EA | \$ 5,542.00 | = | \$ - | | \$ - |
| Curb Inlet (Type R) L=5', 5' ≤ Depth < 10' | | EA | \$ 7,188.00 | = | \$ - | | \$ - |
| Curb Inlet (Type R) L =5', 10' ≤ Depth < 15' | | EA | \$ 8,345.00 | = | \$ - | | \$ - |
| Curb Inlet (Type R) L =10', Depth < 5' | 1 | EA | \$ 7,627.00 | = | \$ 7,627.00 | | \$ 7,627.00 |
| Curb Inlet (Type R) L =10', 5' ≤ Depth < 10' | | EA | \$ 7,861.00 | = | \$ - | | \$ - |
| Curb Inlet (Type R) L =10', 10' ≤ Depth < 15' | | EA | \$ 9,841.00 | = | \$ - | | \$ - |
| Curb Inlet (Type R) L =15', Depth < 5' | 1 | EA | \$ 9,918.00 | = | \$ 9,918.00 | | \$ 9,918.00 |
| Curb Inlet (Type R) L =15', 5' ≤ Depth < 10' | | EA | \$ 10,633.00 | = | \$ - | | \$ - |
| Curb Inlet (Type R) L =15', 10' ≤ Depth < 15' | | EA | \$ 11,627.00 | = | \$ - | | \$ - |
| Curb Inlet (Type R) L =20', Depth < 5' | 7 | EA | \$ 10,570.00 | = | \$ 73,990.00 | | \$ 73,990.00 |
| Curb Inlet (Type R) L =20', 5' ≤ Depth < 10' | | EA | \$ 11,667.00 | = | \$ - | | \$ - |
| Grated Inlet (Type C), Depth < 5' | 1 | EA | \$ 4,640.00 | = | \$ 4,640.00 | | \$ 4,640.00 |
| Grated Inlet (Type D), Depth < 5' | 1 | EA | \$ 5,731.00 | = | \$ 5,731.00 | | \$ 5,731.00 |
| Storm Sewer Manhole, Box Base | | EA | \$ 11,627.00 | = | \$ - | | \$ - |
| Storm Sewer Manhole, Slab Base | 13 | EA | \$ 6,395.00 | = | \$ 83,135.00 | | \$ 83,135.00 |
| Geotextile (Erosion Control) | | SY | \$ 6.00 | = | \$ - | | \$ - |
| Rip Rap, d50 size from 6" to 24" | 675 | Tons | \$ 80.00 | = | \$ 54,000.00 | | \$ 54,000.00 |
| Rip Rap, Grouted | | Tons | \$ 95.00 | = | \$ - | | \$ - |
| Drainage Channel Construction, Size (W x H) | | LF | | = | \$ - | | \$ - |
| Drainage Channel Lining, Concrete | | CY | \$ 570.00 | = | \$ - | | \$ - |
| Drainage Channel Lining, Rip Rap | | CY | \$ 112.00 | = | \$ - | | \$ - |
| Drainage Channel Lining, Grass | | AC | \$ 1,469.00 | = | \$ - | | \$ - |
| Drainage Channel Lining, Other Stabilization | | | | = | \$ - | | \$ - |
| [insert items not listed but part of construction plans] | | | | = | \$ - | | \$ - |
| Section 2 Subtotal | | | | = | \$ 3,209,387.00 | | \$ 3,209,387.00 |

* - Subject to defect warranty financial assurance. A minimum of 20% shall be retained until final acceptance (MAXIMUM OF 80% COMPLETE ALLOWED)

| PROJECT INFORMATION | | | |
|--|-----------|--------------|--|
| Estates at Rollings Hills Ranch Filing 2 | 9/17/2020 | SF-20-018 | |
| Project Name | Date | PCD File No. | |

| Description | Quantity | Units | Unit Cost | Total | (with Pre-Plat Construction) % Complete | Remaining |
|--|----------|-------|-------------|--------------------------|--|------------------------|
| SECTION 3 - COMMON DEVELOPMENT IMPROVEMENTS (Private or District and NOT Maintained by EPC)** | | | | | | |
| ROADWAY IMPROVEMENTS | | | | | | |
| | | | = | \$ - | | \$ - |
| | | | = | \$ - | | \$ - |
| | | | = | \$ - | | \$ - |
| STORM DRAIN IMPROVEMENTS (Exception: Permanent Pond/BMP shall be itemized under Section 1) | | | | | | |
| | | | = | \$ - | | \$ - |
| | | | = | \$ - | | \$ - |
| | | | = | \$ - | | \$ - |
| WATER SYSTEM IMPROVEMENTS | | | | | | |
| Water Main Pipe (PVC), Size 8" | 6,846 | LF | \$ 64.00 | = \$ 438,144.00 | | \$ 438,144.00 |
| Water Main Pipe (PVC), Size 12" | 2,919 | LF | \$ 70.00 | = \$ 204,330.00 | | \$ 204,330.00 |
| Water Main Pipe (Ductile Iron), Size 8" | | LF | \$ 75.00 | = \$ - | | \$ - |
| Gate Valves, 8" | 17 | EA | \$ 1,858.00 | = \$ 31,586.00 | | \$ 31,586.00 |
| Gate Valves, 12" | 8 | EA | \$ 2,100.00 | = \$ 16,800.00 | | \$ 16,800.00 |
| Fire Hydrant Assembly, w/ all valves | 21 | EA | \$ 6,597.00 | = \$ 138,537.00 | | \$ 138,537.00 |
| Water Service Line Installation, inc. tap and valves | 99 | EA | \$ 1,324.00 | = \$ 131,076.00 | | \$ 131,076.00 |
| Fire Cistern Installation, complete | | EA | | = \$ - | | \$ - |
| | | | = | \$ - | | \$ - |
| | | | = | \$ - | | \$ - |
| [insert items not listed but part of construction plans] | | | | | | |
| SANITARY SEWER IMPROVEMENTS | | | | | | |
| Sewer Main Pipe (PVC), Size 8" | 12,611 | LF | \$ 64.00 | = \$ 807,104.00 | | \$ 807,104.00 |
| Sanitary Sewer Manhole, Depth < 15 feet | 38 | EA | \$ 4,386.00 | = \$ 166,668.00 | | \$ 166,668.00 |
| Sanitary Service Line Installation, complete | 98 | EA | \$ 1,402.00 | = \$ 137,396.00 | | \$ 137,396.00 |
| Sanitary Sewer Lift Station, complete | | EA | | = \$ - | | \$ - |
| | | | = | \$ - | | \$ - |
| | | | = | \$ - | | \$ - |
| [insert items not listed but part of construction plans] | | | | | | |
| LANDSCAPING IMPROVEMENTS (For subdivision specific condition of approval, or PUD) | | | | | | |
| | | EA | | = \$ - | | \$ - |
| | | EA | | = \$ - | | \$ - |
| | | EA | | = \$ - | | \$ - |
| ** - Section 3 is not subject to defect warranty requirements | | | | | | |
| Section 3 Subtotal | | | | = \$ 2,071,641.00 | | \$ 2,071,641.00 |
| AS-BUILT PLANS (Public Improvements inc. Permanent WQCV BMPs) | | | | | | |
| | | LS | \$ 1.00 | = \$ 2,000.00 | | \$ 2,000.00 |
| POND/BMP CERTIFICATION (inc. elevations and volume calculations) | | | | | | |
| | | LS | | = \$ - | | \$ - |
| Total Construction Financial Assurance | | | | | \$ 5,821,297.38 | |
| (Sum of all section subtotals plus as-builts and pond/BMP certification) | | | | | | |
| Total Remaining Construction Financial Assurance (with Pre-Plat Construction) | | | | | \$ 5,821,297.38 | |
| (Sum of all section totals less credit for items complete plus as-builts and pond/BMP certification) | | | | | | |
| Total Defect Warranty Financial Assurance | | | | | \$ 745,167.40 | |
| (20% of all items identified as (*). To be collateralized at time of preliminary acceptance) | | | | | | |

| | |
|---|---|
| Approvals I hereby certify that this is an accurate and complete estimate of costs for the work as shown on the Grading and Erosion Control Plan and Construction Drawings associated with the Project. | |
|  Thomas A. Kerby, PE CO# 31429 |  9/28/2020 |
|  Approved by Raul Guzman, Owner / Applicant | Vice President |
| Approved by El Paso County Engineer / ECM Administrator | |
| Date | |