LUMINAIRE SCHEDULE

MARK	MANUFACTURER	MODEL	DESCRIPTION	BULB TYPE	MOUNTING	WATTS PER FIXTURE (W)	VOLTAGE (V)	NOTES
A	LITHONIA	RSX3 LED P1 40K R4	AREA LUMINAIRE	LED	POLE	194.7	120	1,2
B	LITHONIA	WDGE4 LED P4 70CRI R4 40K	WALLPACK	LED	SURFACE	146.9	120	1
C	LITHONIA	WDGE4 LED P1 70CRI R4 40K	WALLPACK	LED	SURFACE	76.2	120	1
WP1	LITHONIA	WDGE4 LED P1 70CRI R4 40K	WALLPACK	LED	SURFACE	76.2	120	3

NOTES:
1 LIGHTING FIXTURE IS EXISTING AND/ OR RELOCATED.
2 INSTALL FACTORY HOUSE SIDE SHIELD ON EXISTING AREA LUMINAIRE. COORDINATE WITH MANUFACTURER'S SPECIFICATIONS.
3 NEW WALLPACK LIGHTING FIXTURE TO MATCH EXISTING FIXTURE 'C'. COORDINATE PRIOR TO ORDERING.

The relocated light will still need to meet 6.2.3.B.1.e:
Measurement at Property Boundaries. Light levels measured at the property line of the development site adjacent to residential property or public right of way shall not exceed 0.1 foot candles as a direct result of the on-site lighting.

CALCULATION ZONE STATISTICS

DESCRIPTION	SYMBOL	AVERAGE (FC)	MAXIMUM (FC)	MINIMUM (FC)	MAX/ MIN (FC)	AVG/ MIN (FC)
TO PROPERTY BOUNDARY	+	1.6	38.8	0.0	N/A	N/A

(e) **Measurement at Property Boundaries.** Light levels measured at the property line of the development site adjacent to residential property or public right of way shall not exceed 0.1 foot candles as a direct result of the on-site lighting. All light fixtures mounted within 15' of any residential property line of the site shall be classified as IES Type II or Type III, or fixture demonstrated to provide similar distribution patterns and shielding properties. Fixtures shall be fitted with "house side shield" reflectors on the sides facing the residential property line.

Additional note, Code 6.2.3.B.1.b:

Non-Security Lighting During Non-Operating Hours. Exterior lighting, including but not limited to floodlights used to light a building façade, shall be reduced, activated by motion sensor devices, or turned off during the principal use's non-operating hours. Lighting necessary for security shall not be subject to this provision.

GENERAL NOTES

A. (E) DENOTES THAT DEVICE IS EXISTING AND TO REMAIN.
B. (R) DENOTES THAT DEVICE IS EXISTING AND TO BE RELOCATED.
C. HOUSE SIDE SHIELDS TO BE PROVIDED FOR EXISTING AREA LUMINAIRES. LIGHTING LEVELS ACROSS RESIDENTIAL PROPERTY LINES DO NOT EXCEED 0.0 FC.

KEYNOTES

1. EXISTING LIGHT FIXTURE 'C' TO BE RELOCATED FROM THIS AREA.

3 WDGE4 WALLPACK LUMINAIRE
SCALE: NONE

2 RSX3 AREA LUMINAIRE
SCALE: NONE

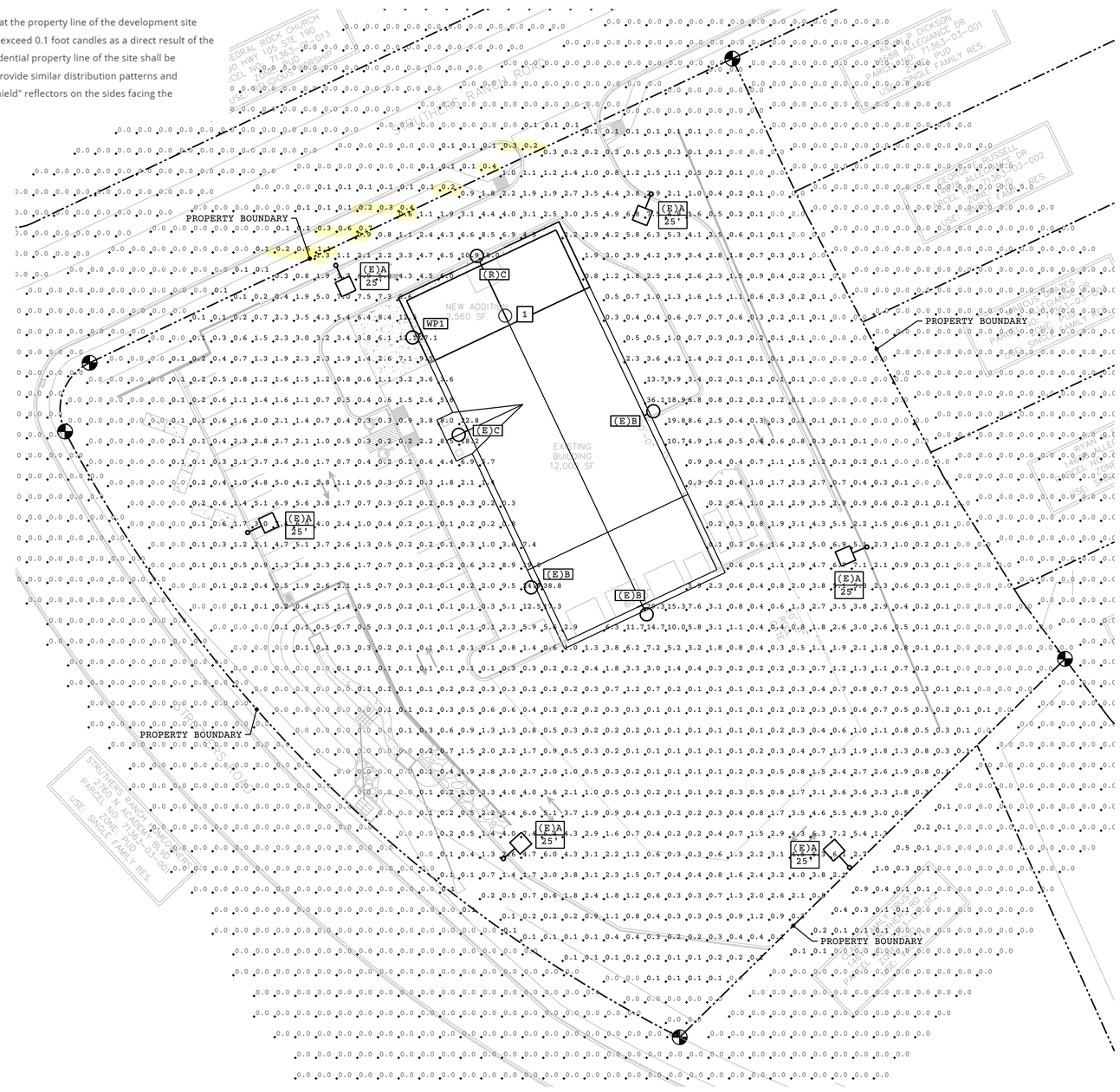

COUNTY FILE NO. PPR-263

1 SITE LIGHTING PHOTOMETRIC PLAN
SCALE: 1"=30'-0"

HAMMERS CONSTRUCTION INC.
COMMERCIAL GENERAL CONTRACTORS SPECIALIZING IN DESIGN/BUILD
PRESIDENT: STEVE R. HAMMERS
VICE PRES: DAVID J. HAMMERS
1411 WOOLSEY HEIGHTS
COLORADO SPRINGS, CO 80915
(719) 570-1599 FAX (719) 570-7008
www.hammersconstruction.com

THIS DRAWING CONTAINS MATERIAL & INFORMATION WHICH MAY NOT BE REPRODUCED WITHOUT WRITTEN CONSENT OF HAMMERS CONSTRUCTION, INC. THESE DRAWINGS ARE INTENDED TO BE USED ONLY BY HAMMERS CONSTRUCTION & ITS REPRESENTATIVES. THESE DRAWINGS HAVE NOT BEEN PREPARED FOR ANY OTHER PURPOSE THAN TO INDICATE THE GENERAL FEATURES AND PLACEMENT OF THE PROPOSED PROJECT. COPYRIGHT © 2025 HAMMERS CONSTRUCTION

ROCKY MT. CYCLE PLAZA
BUILDING ADDITION
847 STRUTHERS RANCH RD.
COLORADO SPRINGS, CO 80921
EL PASO COUNTY, COLORADO

COLORADO LICENSED
60643
CORIE C. FORRESTER
PROFESSIONAL ENGINEER
03.09.2026

LOCAL GROUP
LOCALGROUPENG.COM
(719)299-2843

DATE: MAR. 09, 2026
DRAWN BY: CCF, RAF
PROJ. MNGR: J. BUTLER
SCALE: SEE PLAN
APPROVED BY: CCF
JOB NO: 25-174

SP0.1

RSX3 LED
Area Luminaire

Catalog Number
Notes
Type

Hit the Tab key or mouse over the page to see all interactive elements.

Specifications

EPA (ft²-W0°): 0.70 ft² (0.07 m²)
Length: 33.8" (85.9 cm)
(5PA mount)
Width: 16.1" (40.9 cm)
Height: 3.0" (7.6 cm) Main Body
7.2" (18.3 cm) Arm
Weight (max): 48.0 lbs (21.8 kg)

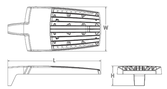

Introduction

The new RSX LED Area family delivers maximum value by providing significant energy savings, long life and outstanding photometric performance at an affordable price. The RSX3 delivers 25,000 to 41,000 lumens allowing it to replace 400W to 1000W HID luminaires.

The RSX features an integral universal mounting mechanism that allows the luminaire to be mounted on most existing drill hole patterns. This "no-drill" solution provides significant labor savings. An easy-access door on the bottom of mounting arm allows for wiring without opening the electrical compartment. A mast arm adaptor, adjustable integral slipfitter and other mounting configurations are available.

design select
Items marked by a shaded background qualify for the Design Select program and ship in 15 days or less. To learn more about Design Select, visit www.acuitybrands.com/designselect.
*See ordering tree for details

Design Select options indicated by this color background.

Ordering Information

EXAMPLE: RSX3 LED P4 40K R3 MVOLT SPA DDBXD

RSX3 LED

Series	Performance Package	Color Temperature	Distribution	Voltage	Mounting
RSX3 LED	P1 P2 P3 P4	30K 3000K 40K 4000K 50K 5000K	R2 Type 2 Wide R3 Type 3 Wide R3S Type 3 Short R4 Type 4 Wide R4S Type 4 Short R5 Type 5 Wide [1] R5S Type 5 Short [1] AFR Automotive Front Row AFRRHO Automotive Front Row Right Rotated AFRLHO Automotive Front Row Left Rotated	MVOLT (120V-277V) [1] XVOLT (347V-480V) [1] XVOLT (277V-480V) [1] (use specific voltage for options as noted) 120 [1] 277 [1] 208 [1] 347 [1] 240 [1] 480 [1]	SPA Square pole mounting (3.0" min. 5.0"pole for 1 at 90°, 3.5" min. 5.0"pole for 2, 3, 4 at 90°) RPA Round pole mounting (3.2" min. dia. RND pole for 2, 3, 4 at 90°, 3.0" min. dia. RND pole for 1 at 90°, 2 at 180°, 3 at 120°) MA Mast arm adaptor (fits 2-3/8" OD horizontal tenon) IS Adjustable slipfitter (fits 2-3/8" OD tenon) [4] WBA Wall bracket WBAXC Wall bracket with surface conduit box AASP Adjustable tilt arm square pole mounting [4] AARP Adjustable tilt arm round pole mounting [4] AAWR Adjustable tilt arm wall bracket [4] AAWSC Adjustable tilt arm wall bracket and surface conduit box [4]

Options

Shipped Installed
HS House-side shield [7]
PE Photocontrol, Button type [8,9]
PER7 Seven-wire twist-lock receptacle only (no controls) [5,10,11]
SF Single fuse (120, 277, 347) [1]
DF Double fuse (208, 240, 480) [1]
SPD20KV 20KV Surge pack (10KV standard)
FAO Field adjustable output [7]
DMG 0-10V dimming extend out back of housing for external control (control ordered separately) [7]

Shipped Installed
*Standalone and Networked Sensors/Controls (factory default settings, see table page 9)
NLTAIR2 PIRHN nLight AIR generation 2, with Networked 8-Level motion/ambient sensor [12,13,14]
BAA Buy American Act and/or Build America Buy America Qualified
CCE Coastal Construction [15]
*Note: PIRHN with nLight Air can be used as a standalone or networked solution. Sensor coverage pattern is affected when luminaire is tilted.

Shipped Separately (requires some field assembly)
EGS External glare shield [7]
EGFV External glare full visor (360° around light aperture) [7]
BS Bird spikes [16]

Finish
DDBXD Dark Bronze
DBLXD Black
DNAXD Natural Aluminum
DWHXD White
DDBTXD Textured Dark Bronze
DBLBXD Textured Black
DNATXD Textured Natural Aluminum
DWHGXD Textured White

Ordering Information

Accessories
Ordered and shipped separately.

RSX3KSF1B Rsx3 House-side shield (includes 1 shield)
RSX3KSF2B Rsx3 House-side shields for AFR rotated optics (includes 2 shields)
RSX3EG FRMSKIT External glare shield (specify finish)
RSX3EGFV FRMSKIT External glare full visor (specify finish)
RSXRPA FRMSKIT Rsx3 Universal round pole adaptor plate (specify finish)
RSXWBA FRMSKIT Rsx3 WBA wall bracket (specify finish)
RSX3CB FRMSKIT Rsx3 Surface conduit box (specify finish, for use with WBA, WBA not included)
DLL127F1.5 IJU Photoelr CSL twist-lock (120-277V)
DLL347F1.5 CUL IJU Photoelr CSL twist-lock (347V) [1]
DLL480F1.5 CUL IJU Photoelr CSL twist-lock (480V) [1]
DSHORT SBK U Shorting cap [1]

NOTES
1 Any Type 5 distribution, is not available with WBA.
2 MVOLT driver operates on any line voltage from 120-277V (50/60 Hz).
3 XVOLT driver operates on any line voltage from 347-480V (50/60 Hz). 4VOLT driver operates on any line voltage from 277V-480V (50/60 Hz). XVOLT not available with fusing (SF or DF) and not available with PE.
5 Single fuse (SF) requires 120V, 277V or 347V. Double fuse (DF) requires 208V, 240V or 480V.
6 Mounts to pole or arm for above horizontal.
7 It may be ordered as an accessory.
8 Requires MVOLT or 347V.
9 Not to be used with other lighting options cannot be combined including PE, DMG, PER7, FAO and NLTAIR2 PIRHN. (Exception: PE and FAO can be combined, also PE and DMG can be combined.)
10 Compatible with standard twist-lock photocells for dusk to dawn operation or advanced control modes that provide 0-10V dimming signals. Wire 4/Wire 5 wired to dimming leads on driver. Wired/Wired2 capped inside luminaire. Twistlock photocell ordered and shipped separately. Not to be used with Acuity Brands Controls. See accessories. Shorting Cap included.
11 For units with option PER7, the mounting must be restricted to +/- 45° from horizontal to meet IESNA LM-79 (Tilt TA-10-2015).
12 Must be ordered with PIRHN.
13 Requires MVOLT or HVOLT.
14 Must be ordered with NLTAIR2. For additional information on PIRHN see page 9.
15 Not to be ordered with options WBA, WBASC, AASP, AARP, AAWR, AAWRSC, EGS, EGFV and BS.
16 Must be ordered with fixture for factory pre-drilling.
17 Requires luminaire to be specified with PER7 option. Ordered and shipped as a separate line item from Acuity Brands Controls.

External Shields

House Side Shield

External Glare Shield

External 360 Full Visor

Pole/Mounting Information

Accessories including bullhorns, cross arms and other adapaters are available under the accessories tab at Lithonia's Outdoor Poles and Arms product page. Click here to visit Accessories.

HANDHOLE ORIENTATION

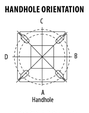

RSX POLE DRILLING

Template #8

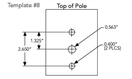

RSX STANDARD ARM & ADJUSTABLE ARM

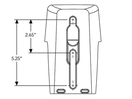

Round Tenon Mount - Pole Top Slipfitters

Tenon O.D.	Mounting Option	1 at 0°	2 at 180°	2 at 90°	3 at 120°	3 at 90°	4 at 90°
2-3/8"	RPA, AASP	AS3-5190	AS3-5280	AS3-5290	AS3-5320	AS3-5390	AS3-5490
2-3/8"	RPA, AARP	AS25-190	AS25-280	AS25-290	AS25-320	AS25-390	AS25-490
4"	RPA, AARP	AS35-190	AS35-280	AS35-290	AS35-320	AS35-390	AS35-490

Drill/Side Location by Configuration Type

Drilling Template	Mounting Option	Single	2 @ 180	2 @ 90	3 @ 120	3 @ 90	4 @ 90
	Head Location	Side B	Side B & D	Side B & C	Round Pole Only	Side B, C & D	Side A, B, C & D
#8	Drill Nomenclature	DM19AS	DM28AS	DM29AS	DM12AS	DM39AS	DM49AS

RSX3 - Luminaire EPA
*Includes luminaire and integral mounting arm. Other tenons, arms, brackets or other accessories are not included in this EPA data.

Fixture Quantity & Mounting Configuration		EPA (ft²)									
Mounting Type	Tilt	Single	2 @ 90	2 @ 180	3 @ 90	3 @ 120	4 @ 90	2 Side by Side	3 Side by Side	4 Side by Side
SPA - Square Pole Adapter	0°	0.7	1.32	1.37	2	1.76	2.62	1.39	2.09	2.8
RPA - Round Pole Adapter		0.75	1.37	1.47	2.1	1.86	2.72	1.44	2.19	2.9
MA - Mast Arm Adapter		0.62	1.24	1.21	1.84	1.6	2.46	1.31	1.93	2.64
IS - Integral Slipfitter AARP/AASP - Adjustable Arm Square/Round Pole	0°	0.7	1.32	1.37	2	1.76	2.62	1.39	2.09	2.8
	10°	0.96	1.85	1.84	2.76	2.4	3.64	1.92	1.92	3.84
	20°	1.34	2.58	2.64	3.83	3.35	5.11	2.68	2.68	5.36
	30°	2.04	3.52	3.79	5.2	4.7	7.03	4.09	4.09	8.16
	40°	3.12	4.54	5.23	6.6	6.33	9.02	6.23	6.23	12.48
	45°	3.72	5.05	6.12	7.35	7.15	10.01	7.45	7.45	14.88
	50°	4.01	5.49	6.6	7.87	7.81	10.88	8.02	8.02	16.04
	60°	4.72	6.36	7.69	9.09	9.11	12.61	9.44	9.44	18.88
	70°	4.9	7.01	8.05	10.02	9.78	13.94	9.80	9.80	19.6
	80°	4.95	7.4	8.23	10.61	10.26	14.75	9.90	9.90	19.8
	90°	4.91	7.55	8.34	10.88	10.54	15.05	9.82	9.82	19.64

Photometric Diagrams

To see complete photometric reports or download .ies files for this product, visit Lithonia Lighting's RSX Area homepage.

Isofootcandle plots for the RSX3 LED P4 40K. Distances are in units of mounting height (30').



Performance Data

Lumen Ambient Temperature (LAT) Multipliers

Use these factors to determine relative lumen output for average ambient temperatures from 0-40°C (32-104°F).

Ambient	Ambient	Lumen Multiplier
0°C	32°F	1.05
5°C	41°F	1.04
10°C	50°F	1.03
15°C	59°F	1.02
20°C	68°F	1.01
25°C	77°F	1.00
30°C	86°F	0.99
35°C	95°F	0.98
40°C	104°F	0.97
45°C	113°F	0.96
50°C	122°F	0.95

Electrical Load

		Current (A)					
Performance Package	System Watts (W)	120V	208V	240V	277V	347V	480V
P1	194W	1.61	0.92	0.80	0.69	0.56	0.40
P2	222W	1.85	1.06	0.92	0.80	0.63	0.45
P3	268W	2.22	1.27	1.10	0.95	0.76	0.55
P4	312W	2.60	1.49	1.29	1.11	0.89	0.64

Projected LED Lumen Maintenance

Operating Hours	50,000	75,000	100,000
Lumen Maintenance Factor	>0.97	>0.95	>0.92

Values calculated according to IESNA TM-21-11 methodology and valid up to 40°C.

Performance Data

Lumen Output

Lumen values are from photometric tests performed in accordance with IESNA LM-79-08. Data is considered to be representative of the configurations shown, within the tolerances allowed by Lighting Facts. Contact factory for performance data on any configurations not shown here.

Performance Package	System Watts	Dist. Type	30K (3000K, 70 CRI)				40K (4000K, 70 CRI)				50K (5000K, 70 CRI)			
			Lumens	LPW	B	U	G	Lumens	LPW	B	U	G	Lumens	LPW	B	U	G	Lumens	LPW	B	U	G
P1	194W	R2	24,920	128	2	0	1	12,125	158	2	0	1	12,125	158	2	0	1	12,125	158	2	0	1
		R3	24,812	128	3	0	2	11,884	155	2	0	2	11,884	155	2	0	2	11,884	155	2	0	2
		R4	25,496	131	5	0	3	12,180	159	2	0	3	12,180	159	2	0	3	12,180	159	2	0	3
		R5	25,157	130	4	0	4	12,069	157	2	0	4	12,069	157	2	0	4	12,069	157	2	0	4
		R5S	24,272	130	3	0	3	11,525	150	2	0	3	11,525	150	2	0	3	11,525	150	2	0	3
		AFR	27,342	141	3	0	2	13,241	172	3	0	2	13,241	172	3	0	2	13,241	172	3	0	2
		AFRRHO	27,682	142	4	0	3	13,342	173	3	0	3	13,342	173	3	0	3	13,342	173	3	0	3
		AFRLHO	27,718	142	4	0	3	13,342	173	3	0	3	13,342	173	3	0	3	13,342	173	3	0	3
P2	222W	R2	27,379	123	3	0	2	14,141	127	3	0	2	14,141	127	3	0	2	14,141	127	3	0	2
		R3	27,283	123	3	0	4	14,091	127	3	0	4	14,091	127	3	0	4	14,091	127	3	0	4
		R4	28,010	126	5	0	4	14,466	130	3	0	4	14,466	130	3	0	4	14,466	130	3	0	4
		R5	27,639	124	4	0	4	14,274	128	3	0	4	14,274	128	3	0	4	14,274	128	3	0	4
		R5S	26,667	120	3	0	3	13,771	124	3	0	3	13,771	124	3	0	3	13,771	124	3	0	3
		AFR	30,054	135	3	0	2	15,520	140	3	0	2	15,520	140	3	0	2	15,520	140	3	0	2
		AFRRHO	30,441	137	4	0	3	15,720	141	3	0	3	15,720	141	3	0	3	15,720	141	3	0	3
		AFRLHO	30,467	137	4	0	3	15,720	141	3	0	3	15,720	141	3	0	3	15,720	141	3	0	3
P3	268W	R2	33,471	125	3	0	3	17,281	129	3	0	3	17,281	129	3	0	3	17,281	129	3	0	3
		R3	33,346	124	3	0	5	17,216	128	3	0	5	17,216	128	3	0	5	17,216	128	3	0	5
		R4	34,289	128	5	0	4	17,703	132	3	0	4	17,703	132	3	0	4	17,703	132	3	0	4
		R5	33,809	126	5	0	5	17,455	130	3	0	5	17,455	130	3	0	5	17,455	130	3	0	5
		R5S	32,629	121	3	0	4	16,847	125	3	0	4	16,847	125	3	0	4	16,847	125	3	0	4
		AFR	35,424	131	3	0	3	18,289	136	3	0	3	18,289	136	3	0	3	18,289	136	3	0	3
		AFRRHO	35,761	133	5	0	4	18,464	137	3	0	4	18,464	137	3	0	4	18,464	137	3	0	4
		AFRLHO	35,911	133	5	0	4	18,464	137	3	0	4	18,464	137	3	0	4	18,464	137	3	0	4
P4	312W	R2	40,591	130	3	0	3	20,961	134	3	0	3	20,961	134	3	0	3	20,961	134	3	0	3
		R3	40,448	130	5	0	5	20,887	134	3	0	5	20,887	134	3	0	5	20,887	134	3	0	5
		R4	41,527	133	4	0	4	21,443	137	3	0	4	21,443	137	3	0	4	21,443	137	3	0	4
		R5	40,978	131	5	0	5	21,160	135	3	0	5	21,160	135	3	0	5	21,160	135	3	0	5
		R5S	39,537	127	3	0	4	20,416	131	3	0	4	20,416	131	3	0	4	20,416	131	3	0	4
		AFR	42,630	137	3	0	3	22,015	141	3	0	3	22,015	141	3	0	3	22,015	141	3	0	3
		AFRRHO	43,537	139	5	0	4	22,484	144	3	0	4	22,484	144	3	0	4	22,484	144	3	0	4
		AFRLHO	43,923	141	5	0	4	22,684	145	3	0	4	22,684	145	3	0	4	22,684	145	3	0	4
P5	156W	R2	27,379	175	3	0	2	14,141	181	3	0	2	14,141	181	3	0	2	14,141	181	3	0	2
		R3	27,283	175	3	0	4	14,091	180	3	0	4	14,091	180	3	0	4	14,091	180	3	0	4
		R4	28,010	179	5	0	4	14,466	185	3	0	4	14,466	185	3	0	4	14,466	185	3	0	4
		R5	27,639	177	4	0	4	14,274	183	3	0	4	14,274	183	3	0	4	14,274	183	3	0	4
		R5S	26,667	171	3	0	3	13,771	176	3	0	3	13,771	176	3	0	3	13,771	176	3	0	3
		AFR	30,054	192	3	0	2	15,520	199	3	0	2	15,520	199	3	0	2	15,520	199	3	0	2
		AFRRHO	30,441	195	4	0	3	15,720	201	3	0	3	15,720	201	3	0	3	15,720	201	3	0	3
		AFRLHO	30,467	195	4	0	3	15,720	201	3	0	3	15,720	201	3	0	3	15,720	201	3	0	3
P6	185W	R2	33,471	181	3	0	3	17,281	187	3	0	3	17,281	187	3	0	3	17,281	187	3	0	3
		R3	33,346	180	5	0	5	17,216	186	3	0	5	17,216	186	3	0	5	17,216	186	3	0	5
		R4	34,289	185	5	0	4	17,703	191	3	0	4	17,703	191	3	0	4	17,703	191	3	0	4
		R5	33,809	183	5	0	5	17,455	188	3	0	5	17,455	188	3	0	5	17,455	188	3	0	5
		R5S	32,629	176	3	0	4	16,847	181	3	0	4	16,847	181	3	0	4	16,847	181	3	0	4
		AFR	35,424	191	3	0	3	18,289	197	3	0	3	18,289	197	3	0	3	18,289	197	3	0	3
		AFRRHO	35,761	193	5	0	4	18,464	199	3	0	4	18,464	199	3	0	4	18,464	199	3	0	4
		AFRLHO	35,911	193	5	0	4	18,464	199	3	0	4	18,464	199	3	0	4	18,464	199	3	0	4

Note: XVOLT configurations only for all RSX3 LED P4 — Inputs watts is reduced by 9% to 285W. Delivered lumens reduced by 8% for all published values under P4.
IES files for RSX3 LED P4 with XVOLT are available on Acuitybrands.com.

WDGE4 LED
Architectural Wall Sconce

Catalog Number
Notes
Type

Hit the Tab key or mouse over the page to see all interactive elements.

Specifications

Depth (D1): 10"
Depth (D2): 2"
Height: 9"
Width: 25"
Weight (without options): 30.5 lbs

Introduction

The WDGE LED family is designed to meet specifier's every wall-mounted lighting need in a widely accepted shape that blends with any architecture. The clean rectilinear design comes in four sizes with lumen packages ranging from 1,200 to 25,000 lumens, providing a true site-wide solution. Embedded with nLight® AIR wireless controls, the WDGE family provides additional energy savings and code compliance.

WDGE4 has been designed to deliver up to 25,000 lumens through a precision refractive lens with wide distribution, perfect for augmenting the lighting from pole mounted luminaires.

design select
Items marked by a shaded background qualify for the Design Select program and ship in 15 days or less. To learn more about Design Select, visit www.acuitybrands.com/designselect.
*See ordering tree for details

WDGE LED Family Overview

Luminaire	Optics	Standard EM, 0°C	Cold EM, -20°C	Sensor	Approximate Lumens (4000K, 80CRI) P9	P1	P2	P3	P4	P5	P6
WDGE1 LED	Visual Comfort	4W	--	--	750	1,200	2,000	--	--	--	--
WDGE2 LED	Visual Comfort	10W	18W	Standalone / nLight	--	1,200	2,000	3,000	4,500	6,000	--
WDGE2 LED	Precision Refractive	10W	18W	Standalone / nLight	700	1,200	2,000	3,200	4,200	--	--
WDGE3 LED	Precision Refractive	15W	18W	Standalone / nLight	6,000	7,500	8,500	10,000	12,000	--	--
WDGE4 LED	Precision Refractive			Standalone / nLight	--	12,000	16,000	18,000	20,000	22,000	25,000

Ordering Information

EXAMPLE: WDGE4 LED P3 40K 70CRI R3 MVOLT SRM DDBXD

Series	Package	Color Temperature	CRI	Distribution	Voltage	Mounting	
WDGE4 LED	P1 P2 P3 P4 P5 P6	30K 3000K 40K 4000K 50K 5000K	70CRI 80CRI	R2 Type 2 R3 Type 3 R4 Type 4 RFT Forward Throw	MVOLT 347 [1] 480 [1]	**Shipped Included** SRM Surface mounting bracket ICW Indirect Canopy/Ceiling Washer bracket (dry/damp locations only)[2]	**Shipped Separately** AWS 3/8 inch Architectural wall spacer[3] PBBW Surface-mounted back box (top, left, right conduit entry). Use when there is no junction box available.[3]

Options

Shipped Installed
PE Photocell, Button Type[4]
DS Dual switching (comes with 2 drivers and 2 light engines)[5]
DMG 0-10V dimming wires pulled outside fixture (for use with an external control, ordered separately)[1]
BCE Bottom conduit entry for back box (P5BBW). Total of 4 entry points.
SPD10KV 10kV Surge pack
CCE Coastal Construction[1]

Standalone Sensors/Controls
PIR Bi-level (100/35%) motion sensor for 8-15' mounting heights. Intended for use on switched circuits with external dusk to dawn switching.
PIRH Bi-level (100/35%) motion sensor for 15-30' mounting heights. Intended for use on switched circuits with external dusk to dawn switching.
PIR1FC3V Bi-level (100/35%) motion sensor for 8-15' mounting heights with photocell pre-programmed for dusk to dawn operation.
PIRH1FC3V Bi-level (100/35%) motion sensor for 15-30' mounting heights with photocell pre-programmed for dusk to dawn operation.

Networked Sensors/Controls
NLTAIR2 PIR Embedded wireless controls by nLight with Passive Infrared Occ sensor and on/off photocell for 8-15' mounting heights.
NLTAIR2 PIRH Embedded wireless controls by nLight with Passive Infrared Occ sensor and on/off photocell for 15'-30' mounting heights.
NLTAIR2 PIR Embedded wireless controls by nLight with UL924 listed emergency operation, Passive Infrared Occ sensor and on/off photocell for 8-15' mounting heights.
NLTAIR2 PIRH Embedded wireless controls by nLight with UL924 listed emergency operation, Passive Infrared Occ sensor and on/off photocell for 15'-30' mounting heights
See page 3 for out of box functionality

Finish
DDBXD Dark bronze
DBLXD Black
DNAXD Natural aluminum
DWHXD White
DSSXD Sandstone
DDBTXD Textured dark bronze
DBLBXD Textured black
DNATXD Textured natural aluminum
DWHGXD Textured white
DSSTXD Textured sandstone

Accessories
Ordered and shipped separately.
WDGEAWS DDBXD WDGE 3.5inch Architectural Wall Spacer (specify finish)
WDGEAPBBW DDBXD U WDGE4 surface-mounted back box (specify finish)

NOTES
1 347V and 480V not available with DS.
2 Not qualified for DLC.
3 For PBBW and AWS with CCE option, require an RFA.
4 PE not available in 480V and with sensors/controls.
5 DS and DMG not available with sensors/controls.

Performance Data

Lumen Output

Lumen values are from photometric tests performed in accordance with IESNA LM-79-08. Data is considered to be representative of the configurations shown, within the tolerances allowed by Lighting Facts. Contact factory for performance data on any configurations not shown here.

Performance Package	System Watts	Dist. Type	30K (3000K, 70 CRI)				40K (4000K, 70 CRI)				50K (5000K, 70 CRI)			
			Lumens	LPW	B	U	G	Lumens	LPW	B	U	G	Lumens	LPW	B	U	G	Lumens	LPW	B	U	G
P1	77W	R2	11,173	146	2	0	1	12,125	158	2	0	1	12,125	158	2	0	1	12,125	158	2	0	1
		R3	10,951	143	2	0	2	11,884	155	2	0	2	11,884	155	2	0	2	11,884	155	2	0	2
		R4	11,224	147	2	0	2	12,180	159	2	0	2	12,180	159	2	0	2	12,180	159	2	0	2
		RFT	11,104	145	2	0	2	12,050	157	2	0	2	12,050	157	2	0	2	12,050	157	2	0	2
P2	106W	R2	14,960	141	3	0	2	16,235	153	3	0	2	16,235	153	3	0	2	16,235	153	3	0	2
		R3	14,663	138	2	0	2	15,912	150	2	0	3	15,912	150	2	0	3	15,912	150	2	0	3
		R4	15,028	141	2	0	2	16,308	153	2	0	3	16,308	153	2	0	3	16,308	153	2	0	3
		RFT	14,868	140	2	0	2	16,134	152	2	0	2	16,134	152	2	0	2	16,134	152	2	0	2
P3	123W	R2	16,993	138	3	0	2	18,441	150	3	0	2	18,441	150	3	0	2	18,441	150	3	0	2
		R3	16,655	136	2	0	3	18,074	147	3	0	3	18,074	147	3	0	3	18,074	147	3	0	3
		R4	17,070	139	2	0	3	18,524	151	3	0	3	18,524	151	3	0	3	18,524	151	3	0	3
		RFT	16,888	138	2	0	3	18,327	149	2	0	3	18,327	149	2	0	3	18,327	149	2	0	3
P4	140W	R2	18,958	136	3	0	2	20,573	147	3	0	2	20,573	147	3	0	2	20,573	147	3	0	2
		R3	18,581	133	3	0	3	20,164	144	3	0	3	20,164	144	3	0	3	20,164	144	3	0	3
		R4	19,044	136