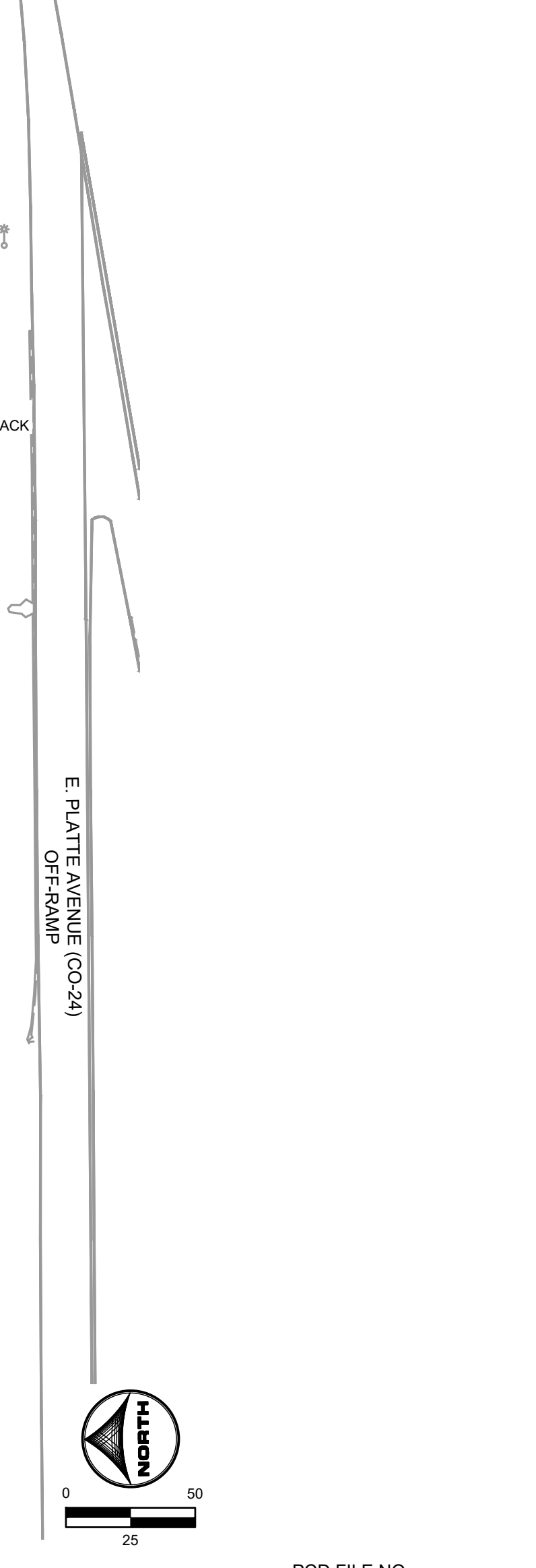
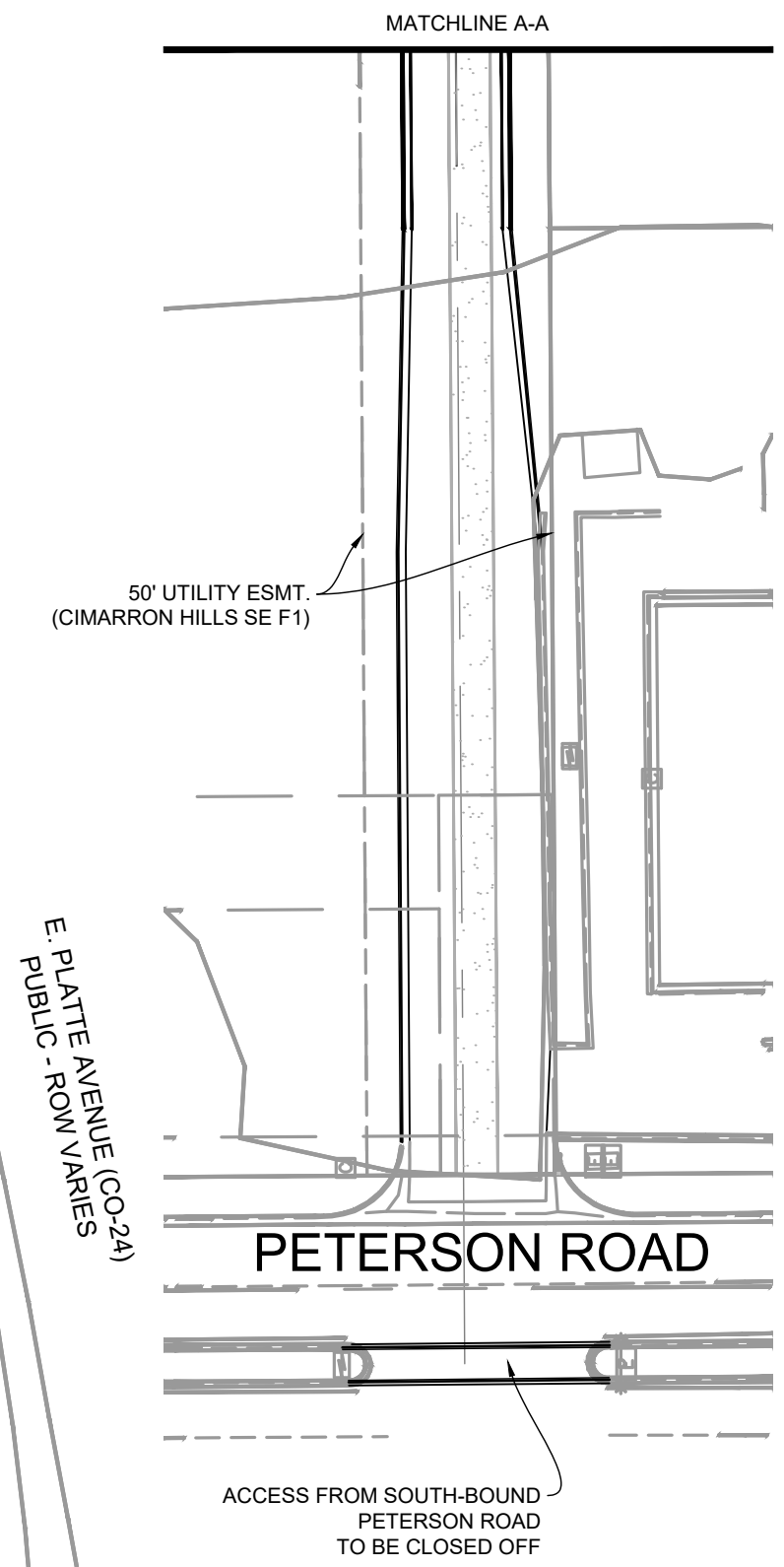
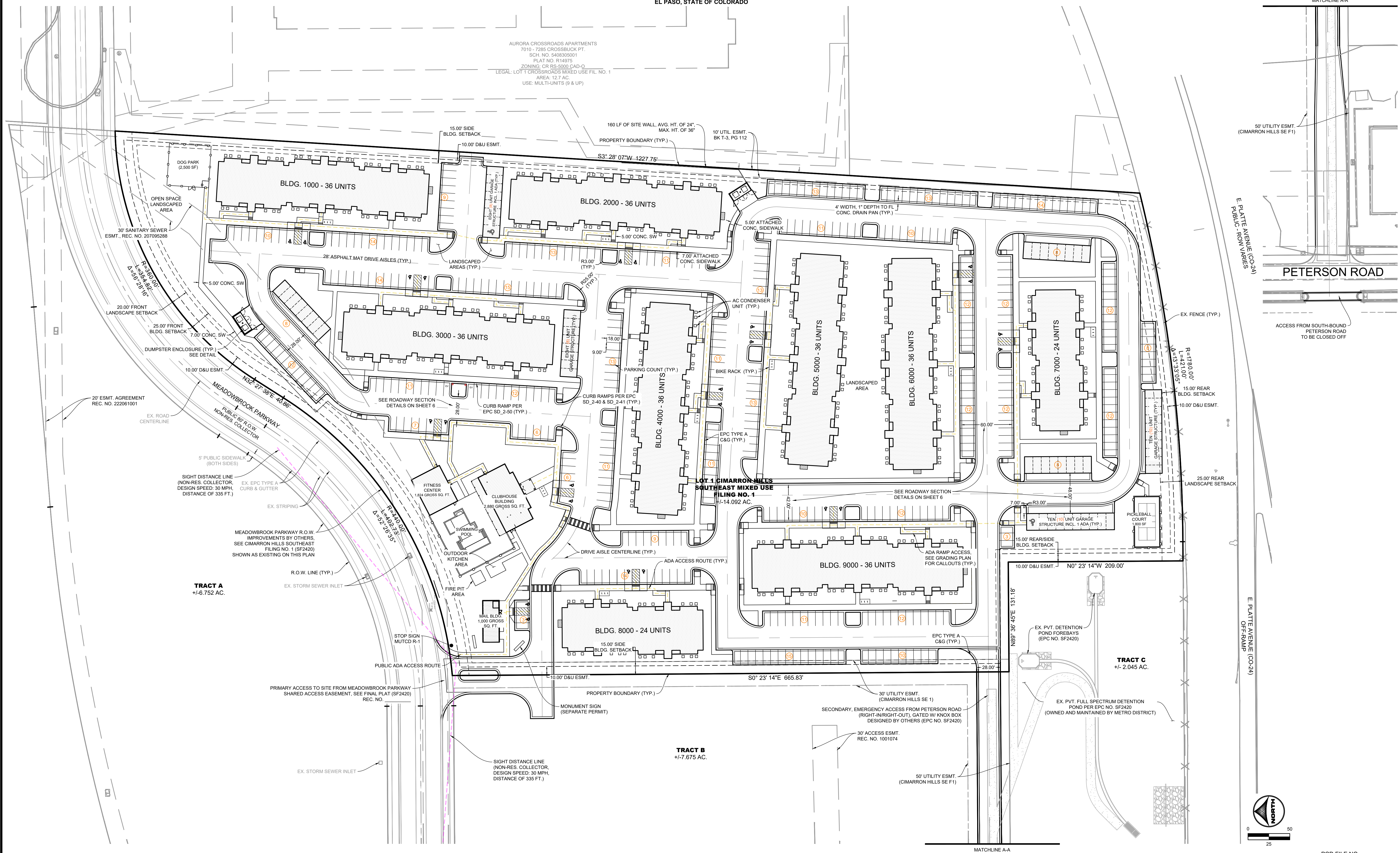


HILLPOINTE APARTMENTS AT PETERSON

SITE DEVELOPMENT PLAN

PROPERTIES THAT LIE WITHIN THE NORTHWEST QUARTER AND THE SOUTHWEST QUARTER OF THE SOUTHWEST QUARTER OF SECTION 8, TOWNSHIP 14 SOUTH, RANGE 65 WEST OF THE SIXTH PRINCIPAL MERIDIAN, COUNTY OF EL PASO, STATE OF COLORADO

AURORA CROSSROADS APARTMENTS
7010 - 7285 CROSSBUCK PT.
SCH. NO. 6408305001
PLAT NO. R14975
ZONING: CR-SR-5000 CAD-O
LEGAL: LOT 1 CROSSROADS MIXED USE FIL. NO. 1
AREA: 12.7 AC.
USE: MULTI-UNITS (B & UP)



TRACT A
+/- 6.752 AC.

TRACT B
+/- 7.675 AC.

TRACT C
+/- 2.045 AC.

DRAWN BY: CMD JOB DATE: 4/28/2026
APPROVED: RDL JOB NUMBER: 2502477
CAD DATE: 4/28/2026
CAD FILE: J:\2025\2502477\CAD\DWG\CSDP\Site Plan

NO.	DATE	BY	REVISION DESCRIPTION

HRGreen
HR GREEN - COLORADO SPRINGS
1975 RESEARCH PARKWAY SUITE 160
COLORADO SPRINGS, CO 80920
PHONE: 719.300.4140
FAX: 713.965.0044

HILLPOINTE APARTMENTS AT PETERSON
HILLPOINTE, LLC.
COLORADO SPRINGS, EL PASO COUNTY, COLORADO

SITE DEVELOPMENT PLAN
SITE PLAN

PCD FILE NO.:
SHEET SP 2

DOMBROWSKI, COLIN, 4/28/2026 10:59 AM

HILLPOINTE APARTMENTS AT PETERSON SITE DEVELOPMENT PLAN

PROPERTIES THAT LIE WITHIN THE NORTHWEST QUARTER AND THE SOUTHWEST QUARTER OF THE SOUTHWEST QUARTER OF SECTION 8, TOWNSHIP 14 SOUTH, RANGE 65 WEST OF THE SIXTH PRINCIPAL MERIDIAN, COUNTY OF EL PASO, STATE OF COLORADO

- UTILITY NOTES:**
- ALL PRIVATE STORM SEWER INFRASTRUCTURE IS OWNED AND MAINTAINED BY THE OWNER/DEVELOPER OR THEIR ASSIGNS.
 - ALL PUBLIC STORM SEWER WITHIN THE MEADOWBROOK PARKWAY RIGHT-OF-WAY IS OWNED AND MAINTAINED BY THE METROPOLITAN DISTRICT AND IS DESIGNED BY OTHERS AND SHOWN AS EXISTING CONDITIONS ON THIS PLAN.
 - ALL PUBLIC STORM SEWER WITHIN THE DETENTION POND TRACT IS OWNED AND MAINTAINED BY THE METROPOLITAN DISTRICT AND IS DESIGNED BY OTHERS AND IS SHOWN AS EXISTING CONDITIONS ON THIS PLAN.
 - ALL BUILDINGS HAVE A ROOF DRAIN SYSTEM AND SECONDARY LANDSCAPE STORMWATER DRAIN SYSTEM THAT CONNECT TO THE PRIVATE STORM SEWER SYSTEM WITHIN THE DRIVE AISLES. ALL DOWNSPOUTS ARE 6" DIAMETER OR EQUIVALENT CAPACITY. ALL ROOF DRAIN SYSTEMS AND LANDSCAPE DRAIN SYSTEMS ARE 6" PVC AND CONNECT EITHER TO PRIVATE RCP STORM SEWER WITHIN DRIVE AISLES OR DIRECTLY INTO PRIVATE INLETS OR MANHOLES.
 - ALL PROPOSED PRIVATE WATER INFRASTRUCTURE IS SPECIFIED AS:
 - WATER MAIN IS 8" PVC (C900 DR-14).
 - FIRE SERVICE LINES ARE 4" HDPE (PE 4710) TO ALL BUILDINGS.
 - DOMESTIC SERVICES ARE 2" PE 4710 SDR 9 CTS TO APARTMENT BUILDINGS.
 - DOMESTIC SERVICE TO THE CLUBHOUSE IS 1" PE 4710 SDR 9 CTS.
 - DOMESTIC SERVICE TO THE FITNESS CENTER IS 3/4" PE 4710 SDR 9 CTS.
 - PRIVATE FIRE HYDRANT BRANCH LINES AND HYDRANTS ARE 6" PVC (C900 DR-14).
 - ALL PROPOSED PRIVATE SANITARY SEWER MAIN IS 8" PVC (SDR 26) AND DOMESTIC SANITARY SEWER SERVICES ARE 6" PVC (SDR 26) TO APARTMENT BUILDINGS, CLUBHOUSE, AND FITNESS CENTER.
 - TWO (2) EV CHARGING STATION STALLS ARE TO BE PROVIDED WITHIN THE DEVELOPMENT. CONDUIT IS TO BE INSTALLED FOR FUTURE CHARGER INSTALLATION, UP TO (1) ONE EV CHARGING STATION STALL PER BUILDING.
 - SANITARY SEWER AND STORM SEWER MANHOLE STRUCTURE SIZES SHOWN ON THIS PLAN ARE APPROXIMATE AND ARE TO BE FINALIZED AT CONSTRUCTION DRAWING LEVEL.
 - UTILITY CONFLICTS REQUIRING LOWERINGS ARE TO BE DETERMINED AT CONSTRUCTION DRAWING LEVEL.

Please confirm reception numbers and label ownership of the CSU wastewater main and easement

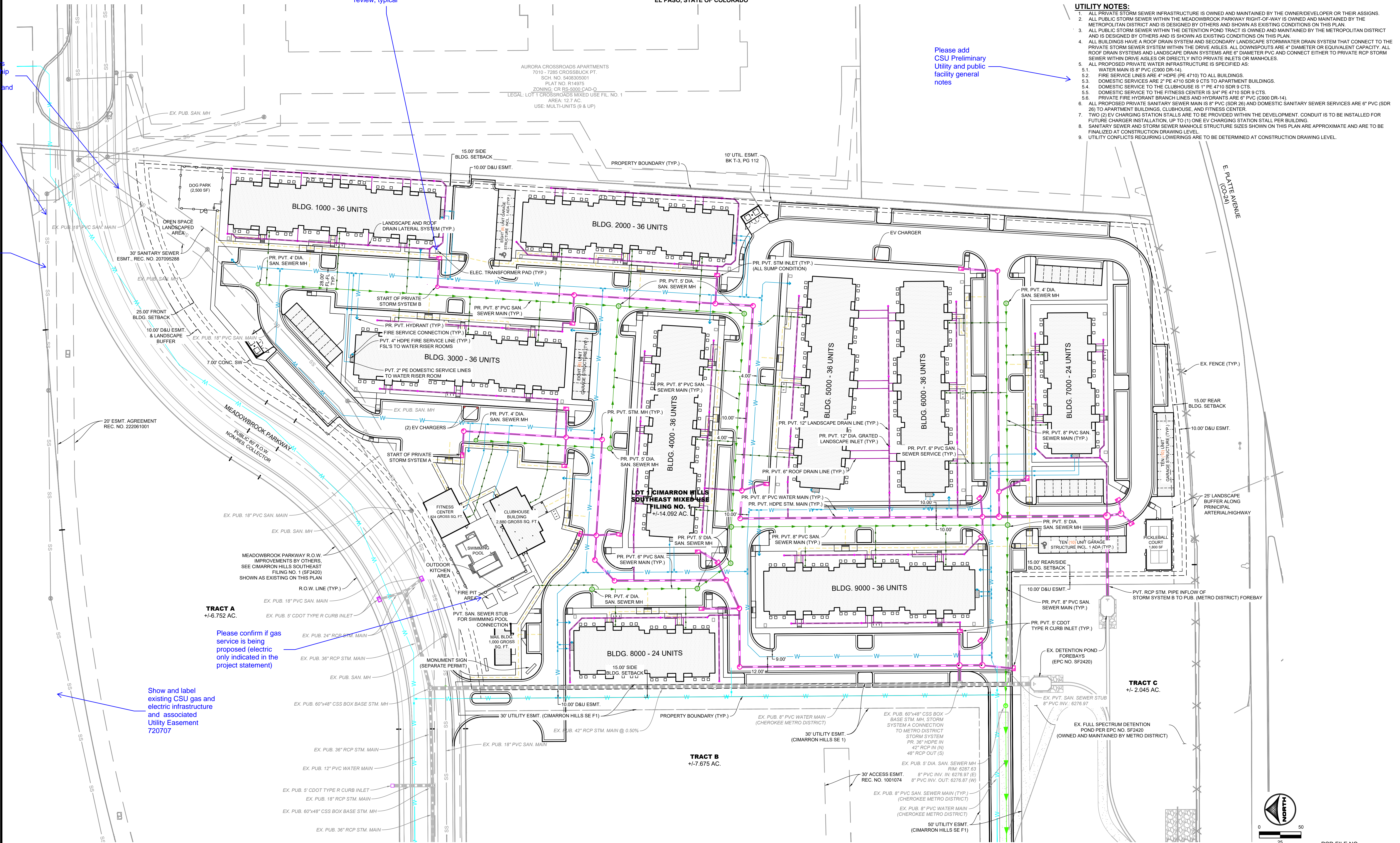
Please add CSU Preliminary Utility and public facility general notes

Additional coordination may be needed with the CSU EWSE project team.
Contact Jennifer Travis jrtravis@csu.org and Russ Strom-Olsen rstromolsen@csu.org

Show and label conceptual transformer locations for CSU FE to review, typical

Please confirm if gas service is being proposed (electric only indicated in the project statement)

Show and label existing CSU gas and electric infrastructure and associated Utility Easement 720707



DRAWN BY: CMD JOB DATE: 4/22/2026
 APPROVED: RDL JOB NUMBER: 2502477
 CAD DATE: 4/28/2026
 CAD FILE: J:\2025\2502477\CAD\DWG\CSU\Utility Plan

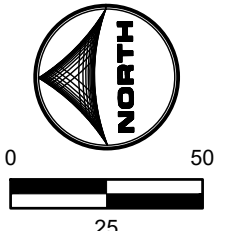
NO.	DATE	BY	REVISION DESCRIPTION

HRGreen
 HR GREEN - COLORADO SPRINGS
 1975 RESEARCH PARKWAY SUITE 160
 COLORADO SPRINGS, CO 80920
 PHONE: 719.300.4140
 FAX: 713.965.0044

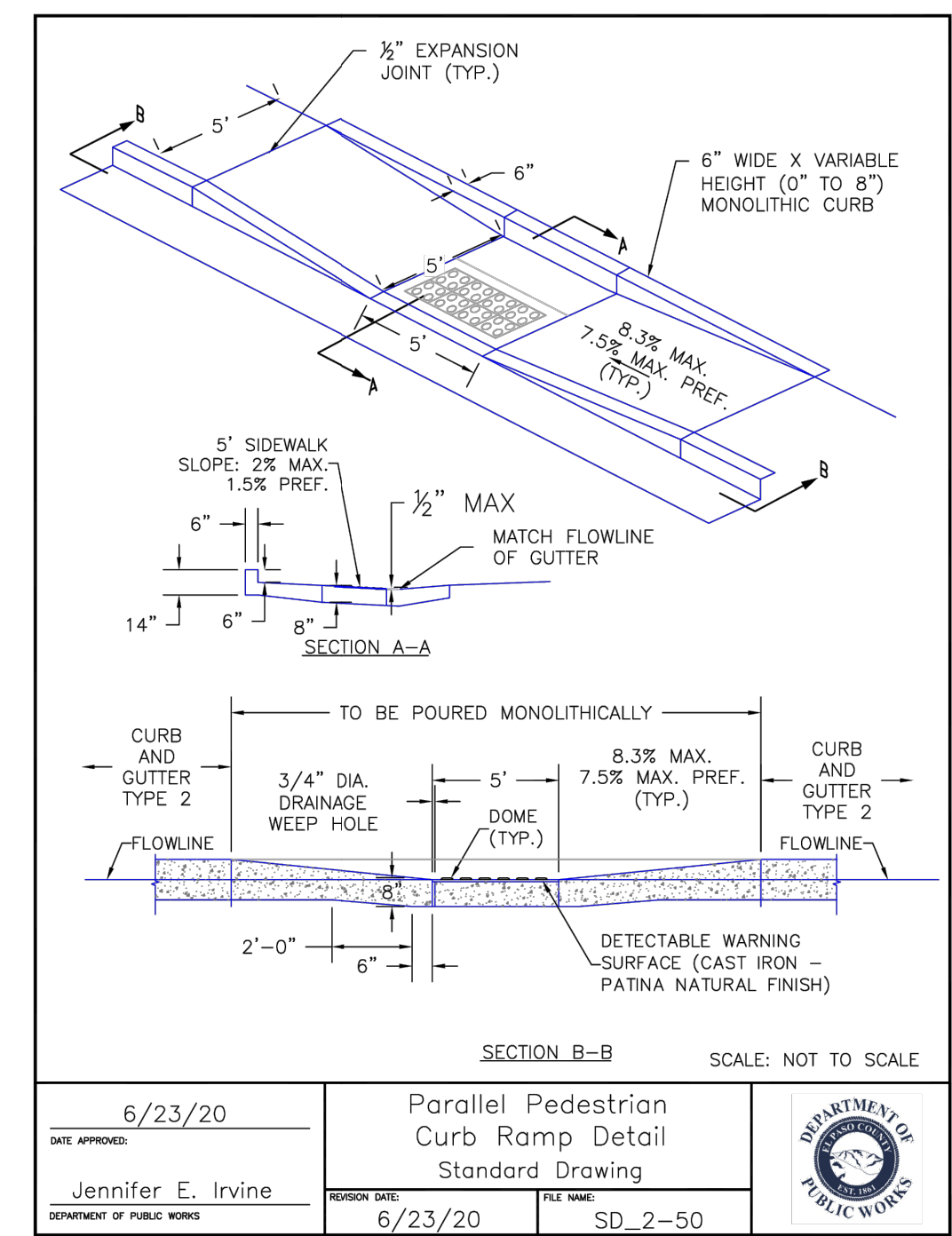
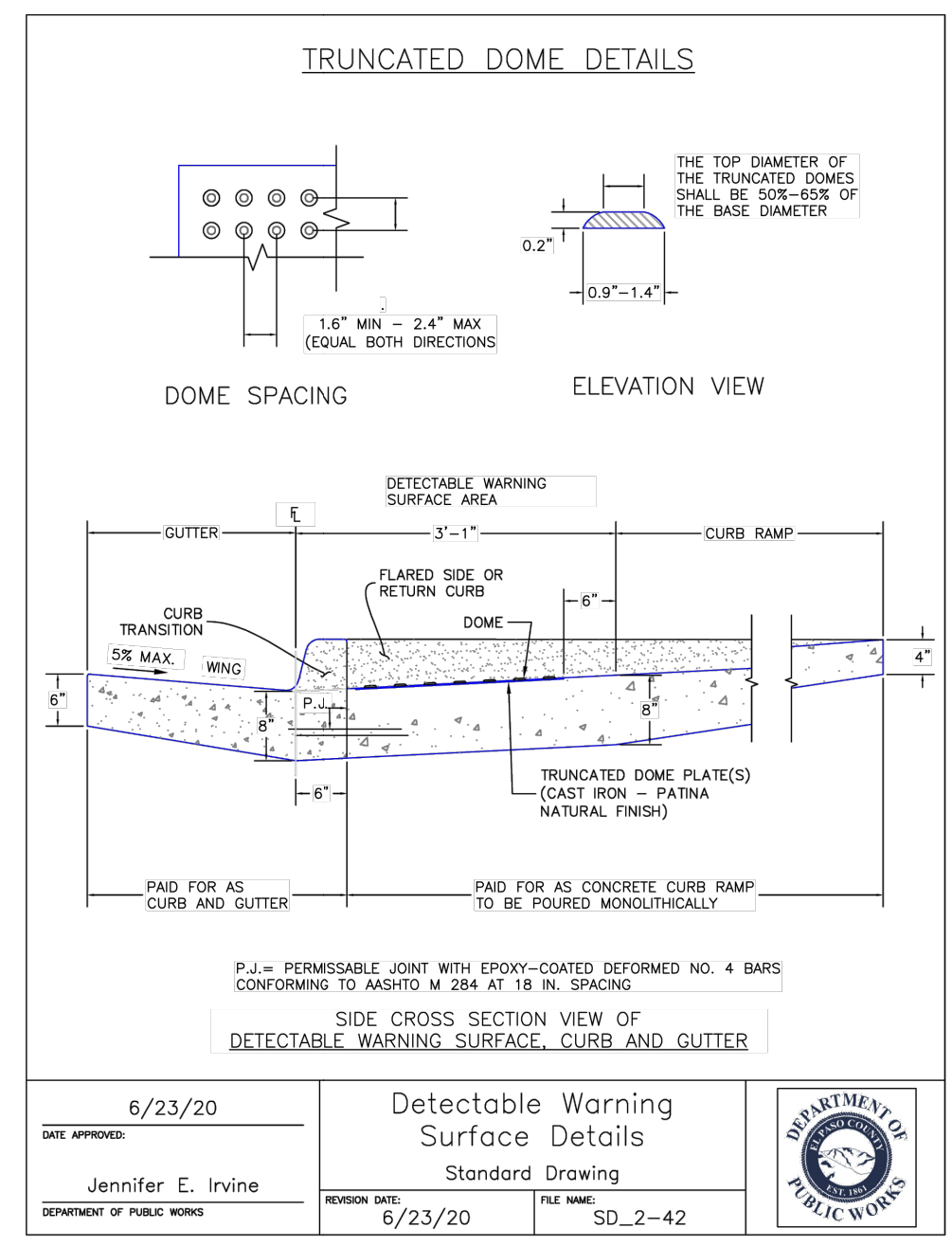
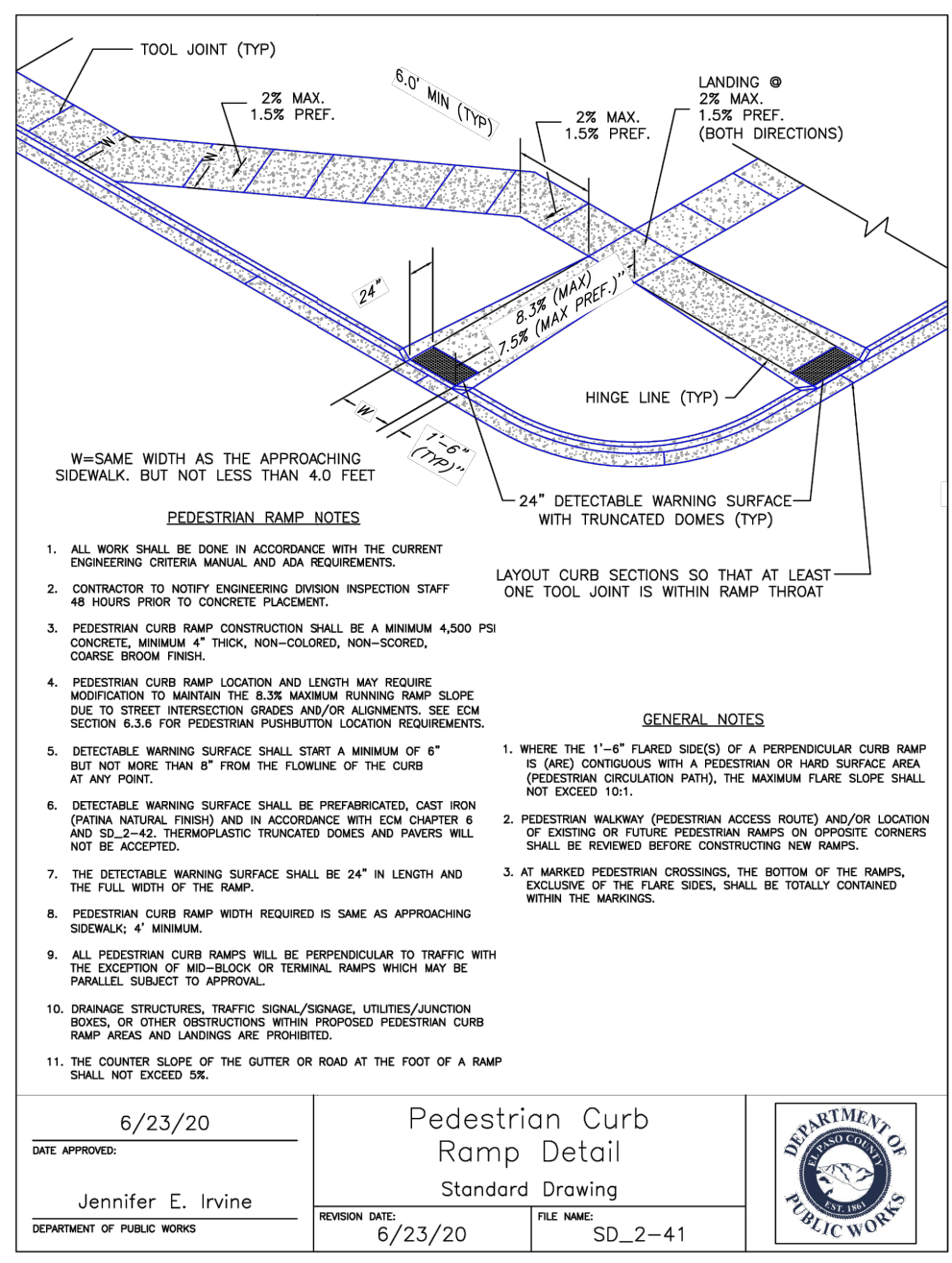
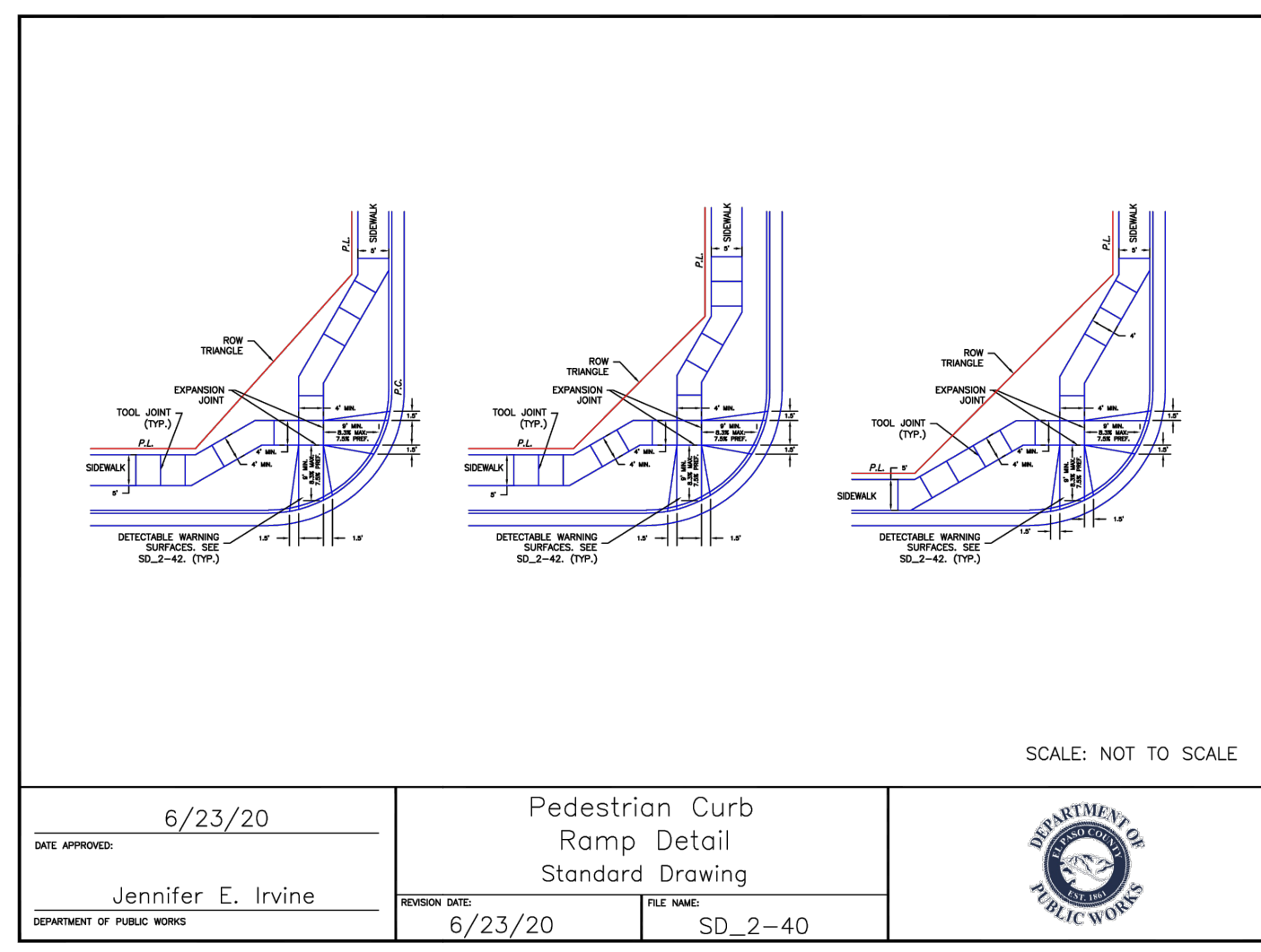
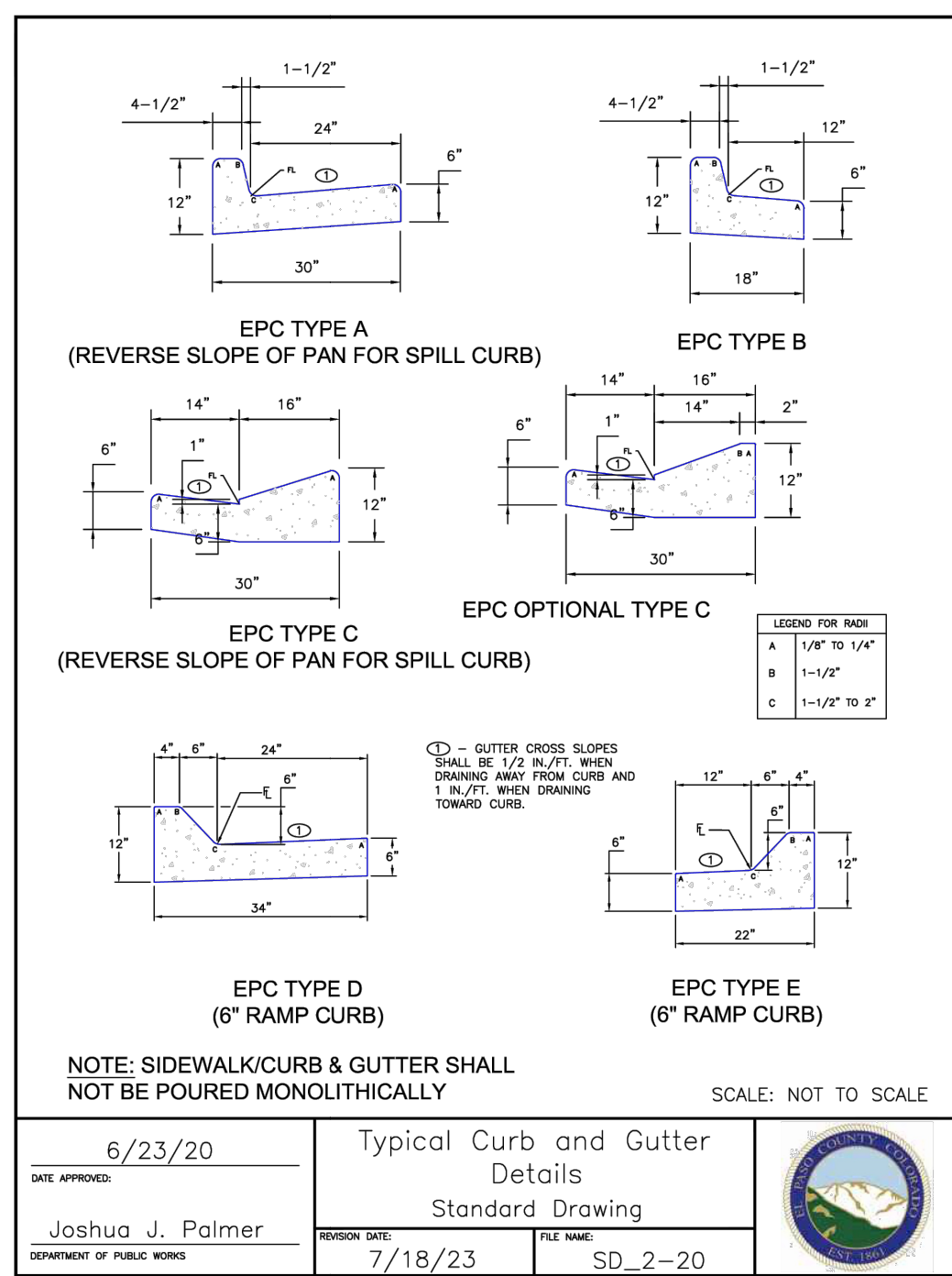
HILLPOINTE APARTMENTS AT PETERSON
 HILLPOINTE, LLC.
 COLORADO SPRINGS, EL PASO COUNTY, COLORADO

SITE DEVELOPMENT PLAN
 UTILITY PLAN

SHEET **UT** 4



PCD FILE NO.:



NOTE: SECTIONS MAY BE A MIX OF TYPICAL SECTIONS, JOINED AT ROADWAY CENTERLINE

ALL ROADWAY SECTIONS ARE ONE OF THE FOLLOWING:

SECTION 1:
4" HMA (2 - 2" LIFTS) OVER 6" CLASS 6 AGGREGATE BASE COURSE OVER MIN. 12" COMPACTED SUBGRADE

SECTION 2:
3" PORTLAND CEMENT CONCRETE PAVEMENT OVER 6" CLASS 6 AGGREGATE BASE COURSE OVER MIN. 12" COMPACT SUBGRADE

SECTION 3:
ADA COMPLIANT CONCRETE PAVERS (UNI-LOCK OR EQUIV.) (TYP. 2.75" THICKNESS), OVER MANUFACTURER'S RECOMMENDED SECTION (SAND AND AGGREGATE), OVER 6" CLASS 6 AGGREGATE BASE COURSE, OVER MIN. 12" COMPACTED SUB-GRADE

DRAWN BY: CMD	JOB DATE: 4/22/2026	BAR IS ONE INCH ON OFFICIAL DRAWINGS.
APPROVED: RDL	JOB NUMBER: 2502477	0
CAD DATE: 4/28/2026		IF NOT ONE INCH, ADJUST SCALE ACCORDINGLY.
CAD FILE: J:\2025\2502477\CAD\DWG\IC\SDP\Details		

NO.	DATE	BY	REVISION DESCRIPTION

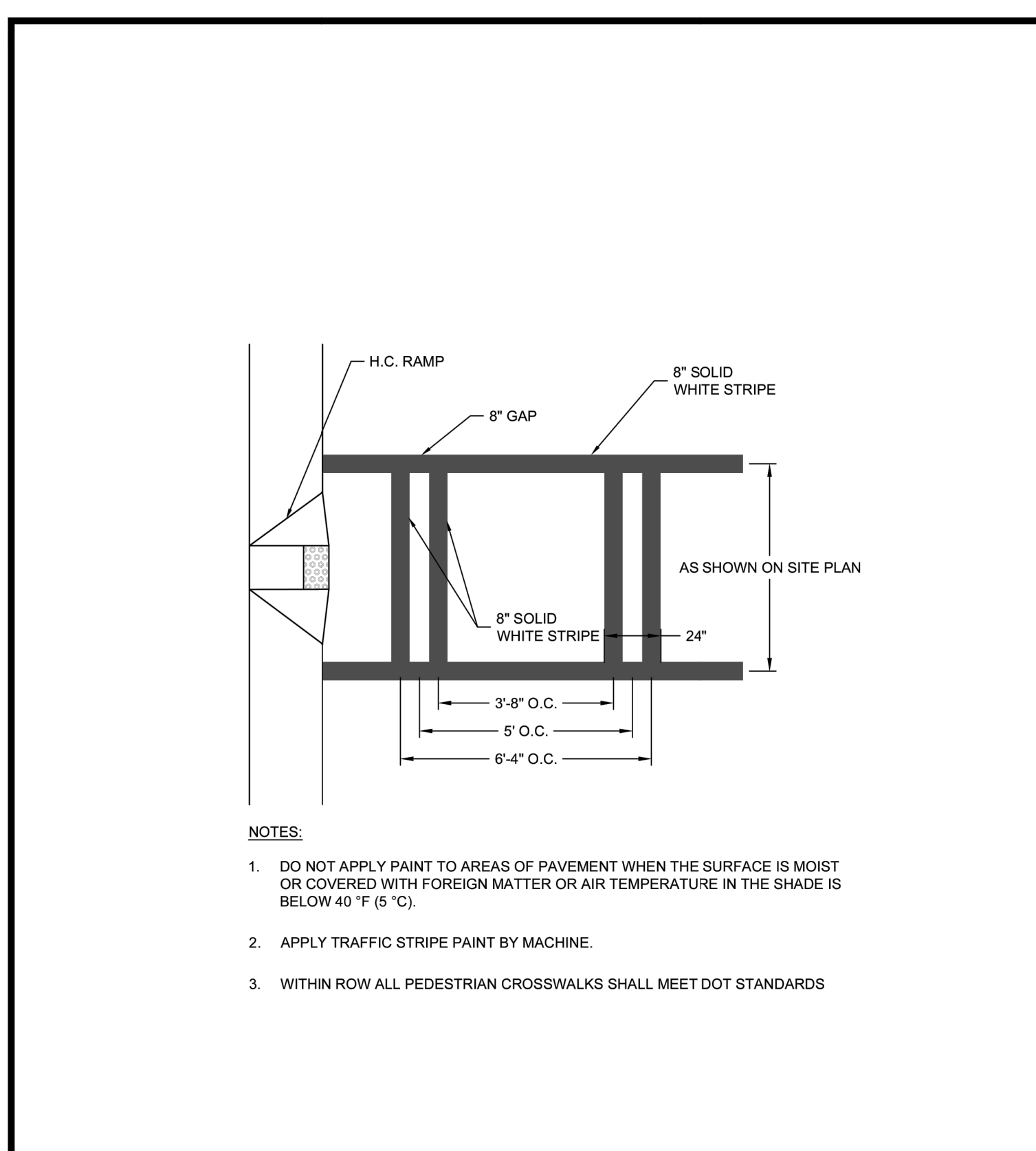
HRGreen

HR GREEN - COLORADO SPRINGS
1975 RESEARCH PARKWAY SUITE 160
COLORADO SPRINGS, CO 80920
PHONE: 719.300.4140
FAX: 713.965.0044

HILLPOINTE APARTMENTS AT PETERSON
HILLPOINTE, LLC.
COLORADO SPRINGS, EL PASO COUNTY, COLORADO

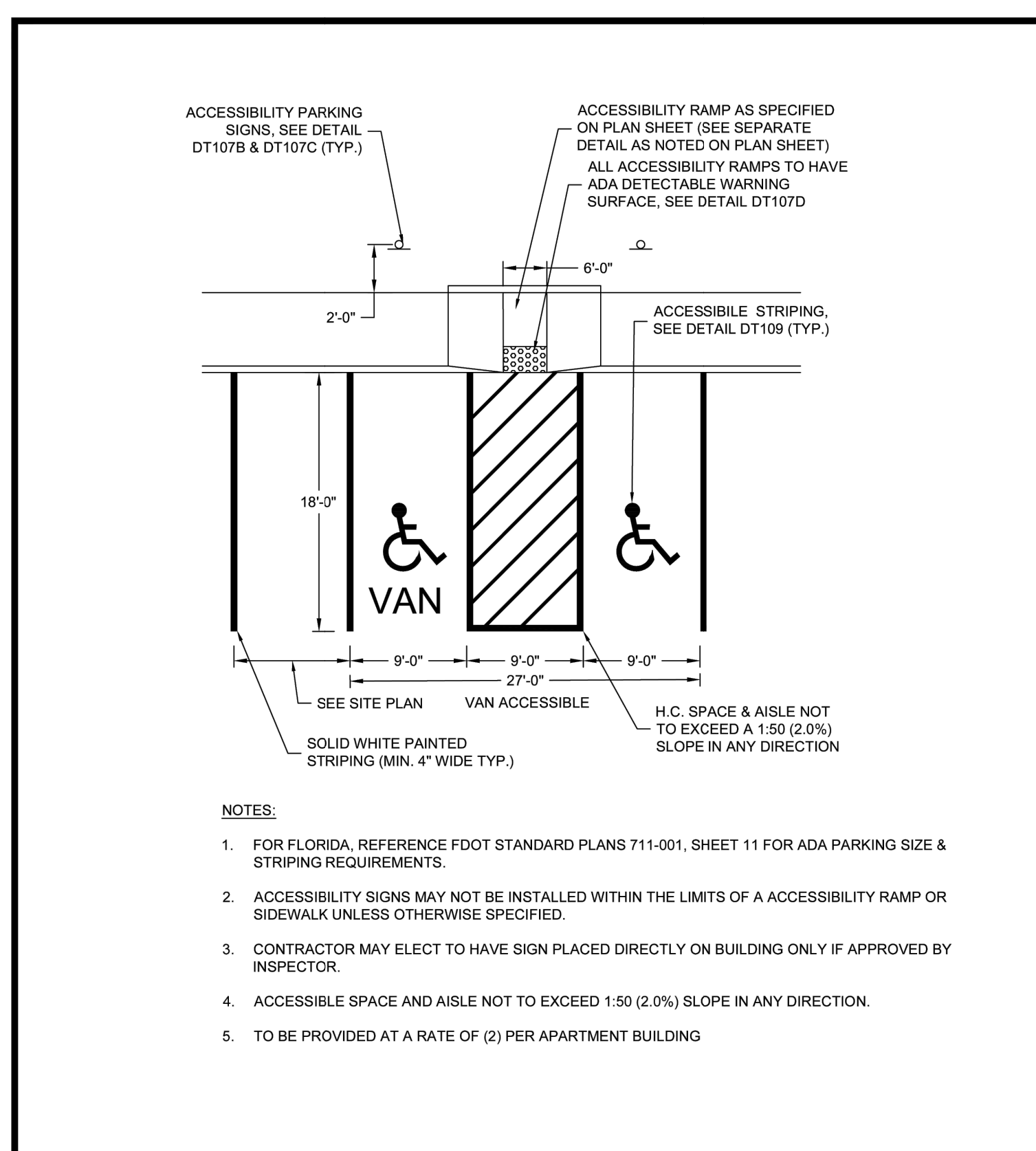
SITE DEVELOPMENT PLAN
SITE DETAILS

PCD FILE NO.:
SHEET **DT** **6**



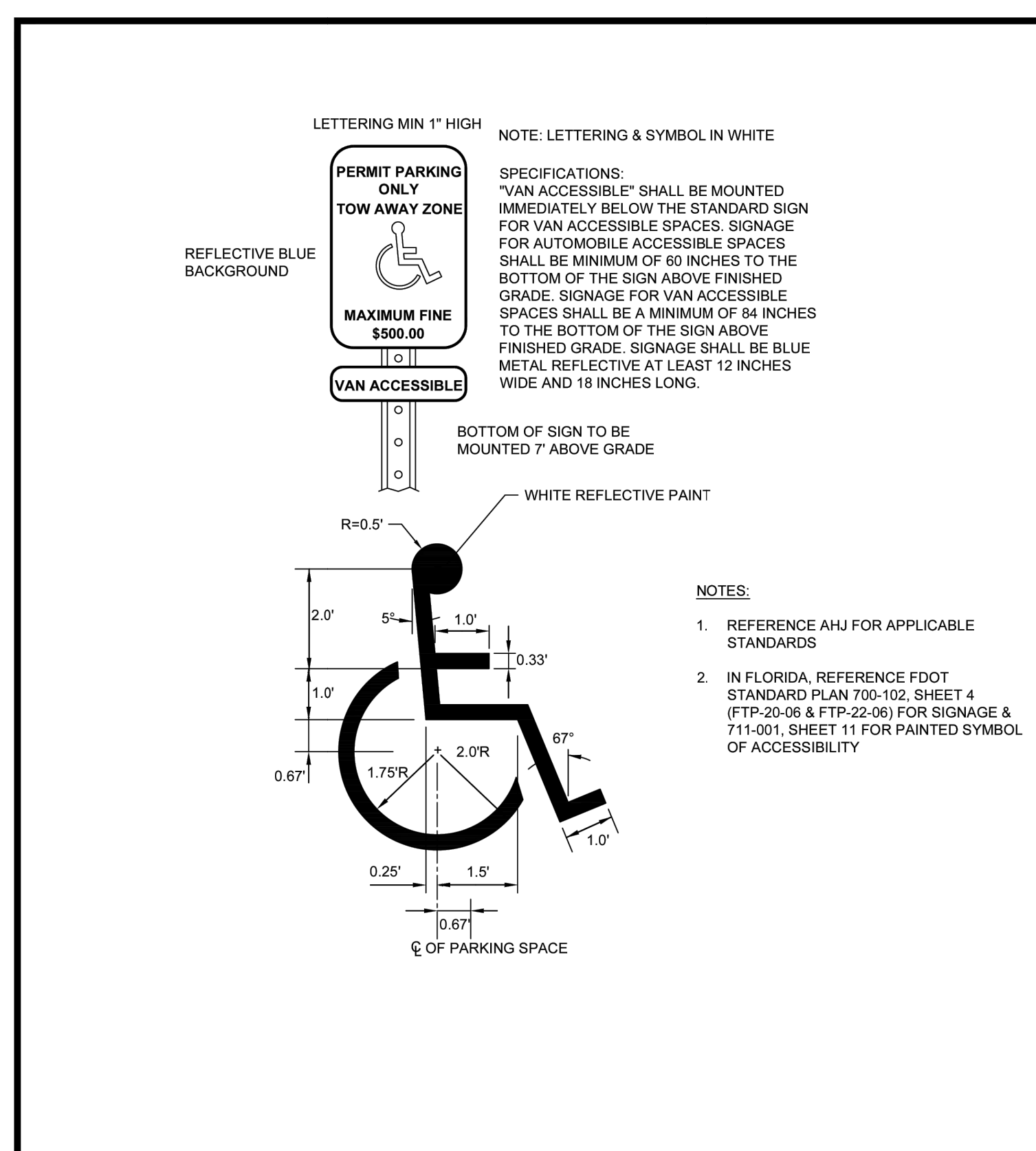
- NOTES:
- DO NOT APPLY PAINT TO AREAS OF PAVEMENT WHEN THE SURFACE IS MOIST OR COVERED WITH FOREIGN MATTER OR AIR TEMPERATURE IN THE SHADE IS BELOW 40 °F (5 °C).
 - APPLY TRAFFIC STRIPE PAINT BY MACHINE.
 - WITHIN ROW ALL PEDESTRIAN CROSSWALKS SHALL MEET DOT STANDARDS

SCALE:	NTS	DETAIL NAME:	PRIVATE CROSSWALK STRIPING
DATE:	07/01/2025		
#	REVISION DATE	DETAIL NO.:	HP-200
1	09/22/2025		
2			
3			
4			



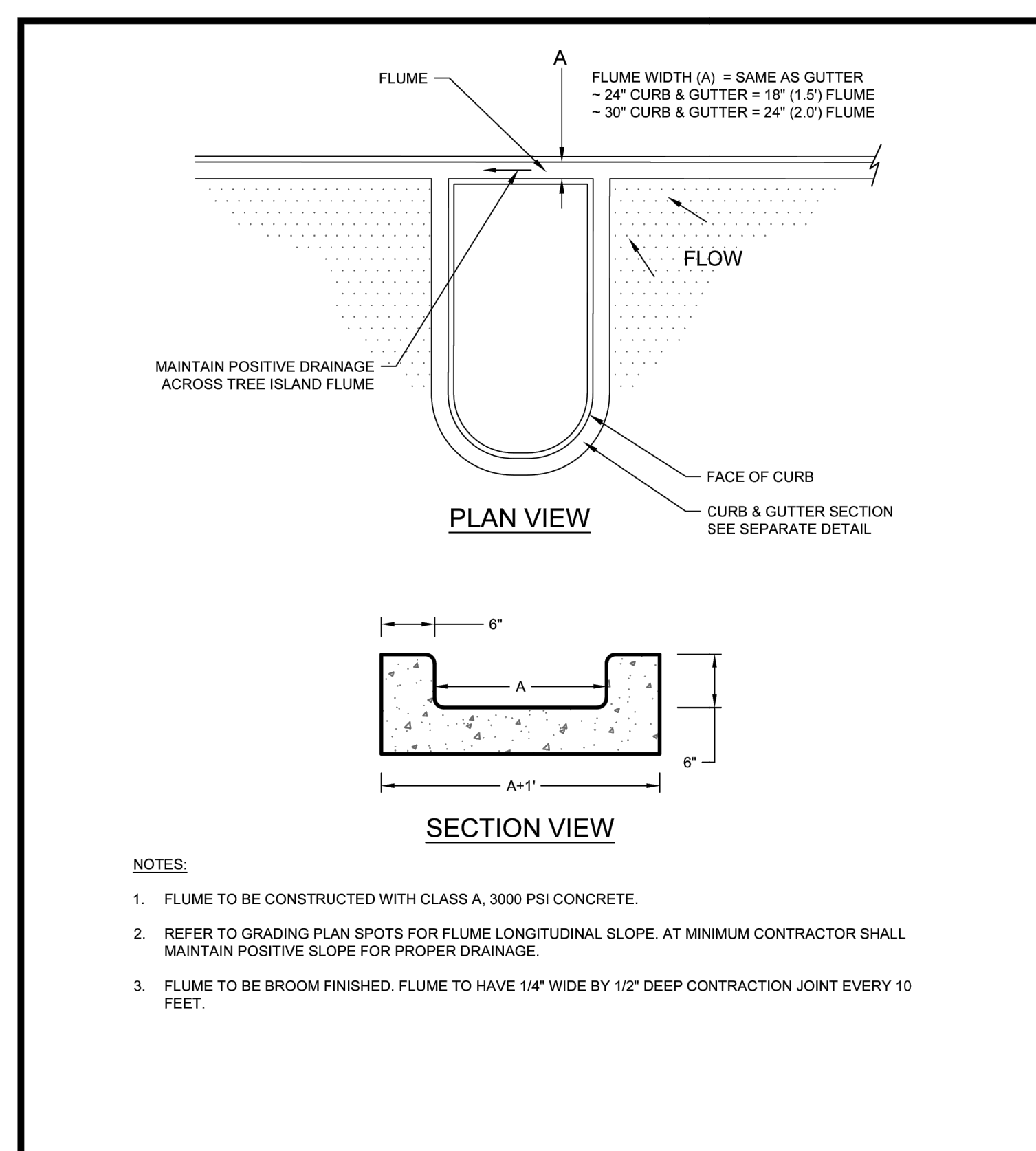
- NOTES:
- FOR FLORIDA, REFERENCE FDOT STANDARD PLANS 711-001, SHEET 11 FOR ADA PARKING SIZE & STRIPING REQUIREMENTS.
 - ACCESSIBILITY SIGNS MAY NOT BE INSTALLED WITHIN THE LIMITS OF AN ACCESSIBILITY RAMP OR SIDEWALK UNLESS OTHERWISE SPECIFIED.
 - CONTRACTOR MAY ELECT TO HAVE SIGN PLACED DIRECTLY ON BUILDING ONLY IF APPROVED BY INSPECTOR.
 - ACCESSIBLE SPACE AND AISLE NOT TO EXCEED 1:50 (2.0%) SLOPE IN ANY DIRECTION.
 - TO BE PROVIDED AT A RATE OF (2) PER APARTMENT BUILDING

SCALE:	NTS	DETAIL NAME:	ADA PARKING 9X9X9
DATE:	07/01/2025		
#	REVISION DATE	DETAIL NO.:	HP-204B
1	09/22/2025		
2			
3			
4			



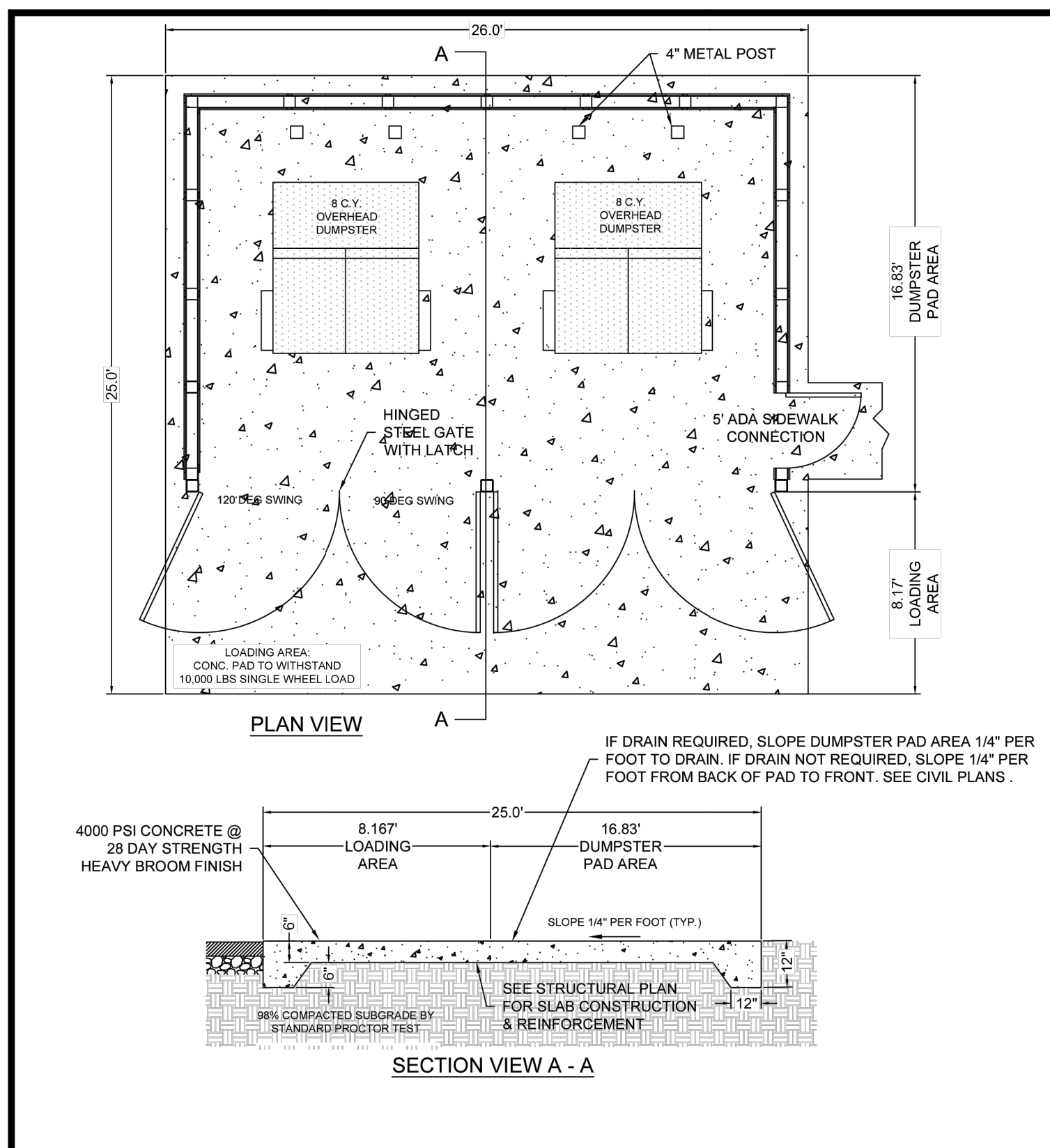
- NOTES:
- REFERENCE AHJ FOR APPLICABLE STANDARDS
 - IN FLORIDA, REFERENCE FDOT STANDARD PLAN 700-102, SHEET 4 (FTP-20-08 & FTP-22-09) FOR SIGNAGE & 711-001, SHEET 11 FOR PAINTED SYMBOL OF ACCESSIBILITY

SCALE:	NTS	DETAIL NAME:	ADA MARKING & SIGNAGE
DATE:	07/01/2025		
#	REVISION DATE	DETAIL NO.:	HP-204D
1	09/22/2025		
2			
3			
4			



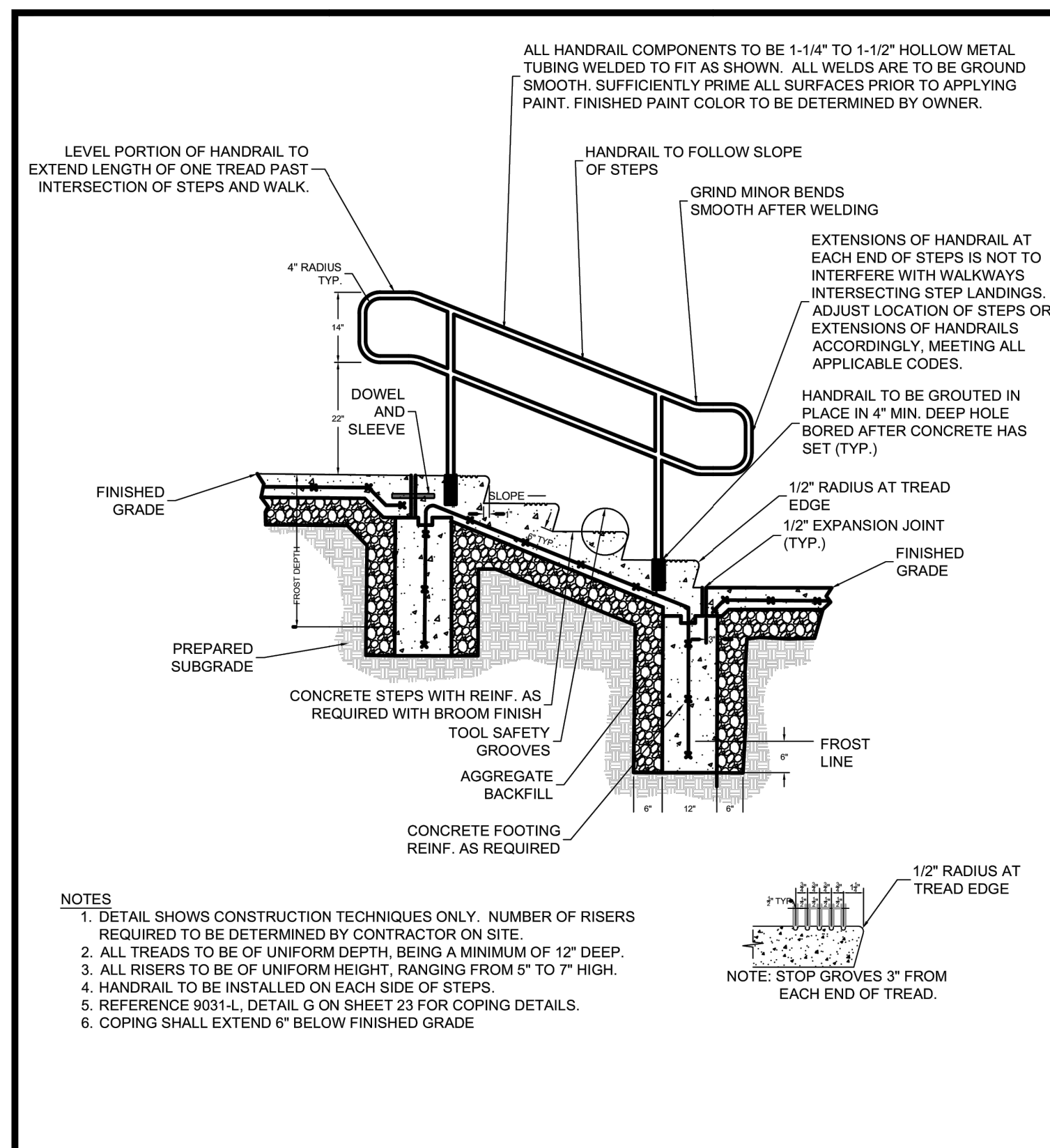
- NOTES:
- FLUME TO BE CONSTRUCTED WITH CLASS A, 3000 PSI CONCRETE.
 - REFER TO GRADING PLAN SPOTS FOR FLUME LONGITUDINAL SLOPE. AT MINIMUM CONTRACTOR SHALL MAINTAIN POSITIVE SLOPE FOR PROPER DRAINAGE.
 - FLUME TO BE BROOM FINISHED. FLUME TO HAVE 1/4\"/>

SCALE:	NTS	DETAIL NAME:	TREE ISLAND FLUME
DATE:	07/01/2025		
#	REVISION DATE	DETAIL NO.:	HP-205
1			
2			
3			
4			



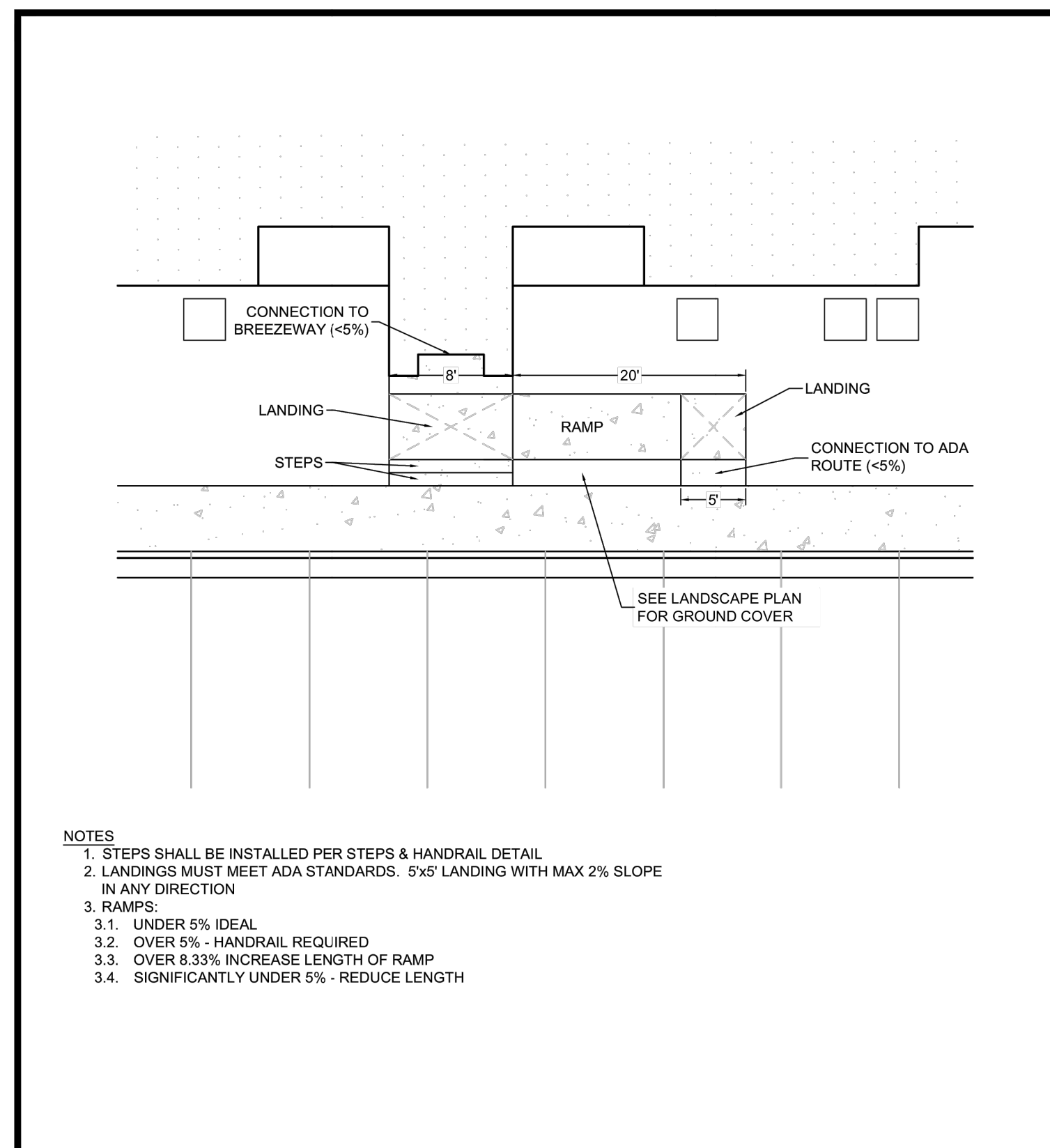
IF DRAIN REQUIRED, SLOPE DUMPSTER PAD AREA 1/4\"/>

SCALE:	NTS	DETAIL NAME:	DUMPSTER PAD
DATE:	07/01/2025		
#	REVISION DATE	DETAIL NO.:	HP-206
1	09/22/2025		
2			
3			
4			



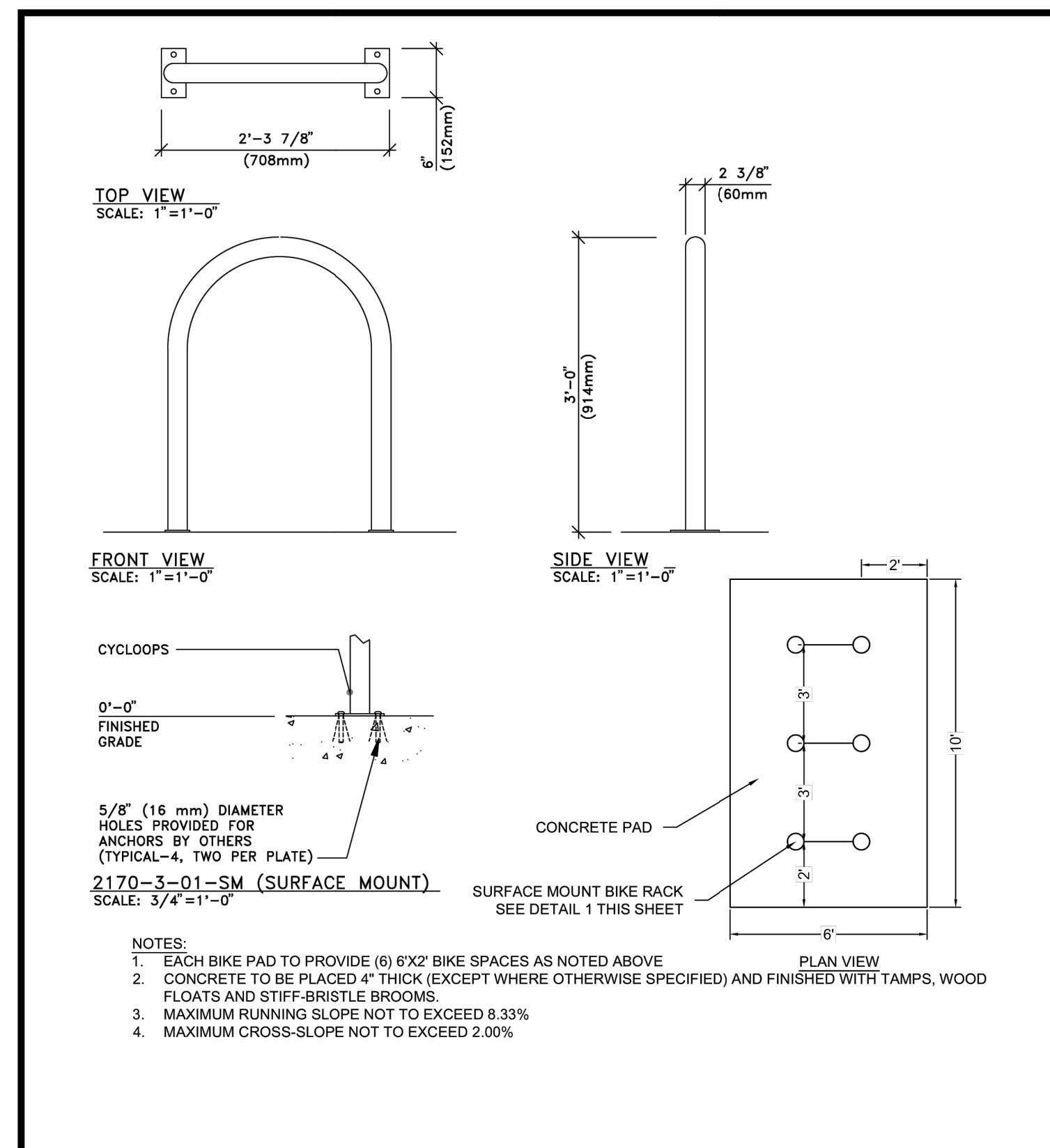
- NOTES:
- DETAIL SHOWS CONSTRUCTION TECHNIQUES ONLY. NUMBER OF RISERS REQUIRED TO BE DETERMINED BY CONTRACTOR ON SITE.
 - ALL TREADS TO BE OF UNIFORM DEPTH, BEING A MINIMUM OF 12\"/>

SCALE:	NTS	DETAIL NAME:	STEPS + HANDRAIL DETAIL
DATE:	07/01/2025		
#	REVISION DATE	DETAIL NO.:	HP-207
1			
2			
3			
4			



- NOTES:
- STEPS SHALL BE INSTALLED PER STEPS & HANDRAIL DETAIL
 - LANDINGS MUST MEET ADA STANDARDS. 5'x5' LANDINGS WITH MAX 2% SLOPE IN ANY DIRECTION
 - RAMP:
 - UNDER 5% IDEAL
 - OVER 5% - HANDRAIL REQUIRED
 - OVER 8.33% INCREASE LENGTH OF RAMP
 - SIGNIFICANTLY UNDER 5% - REDUCE LENGTH

SCALE:	NTS	DETAIL NAME:	BREEZEWAY RAMPS
DATE:	07/01/2025		
#	REVISION DATE	DETAIL NO.:	HP-208
1	09/22/2025		
2			
3			
4			



- NOTES:
- EACH BIKE PAD TO PROVIDE (6) 6\"/>

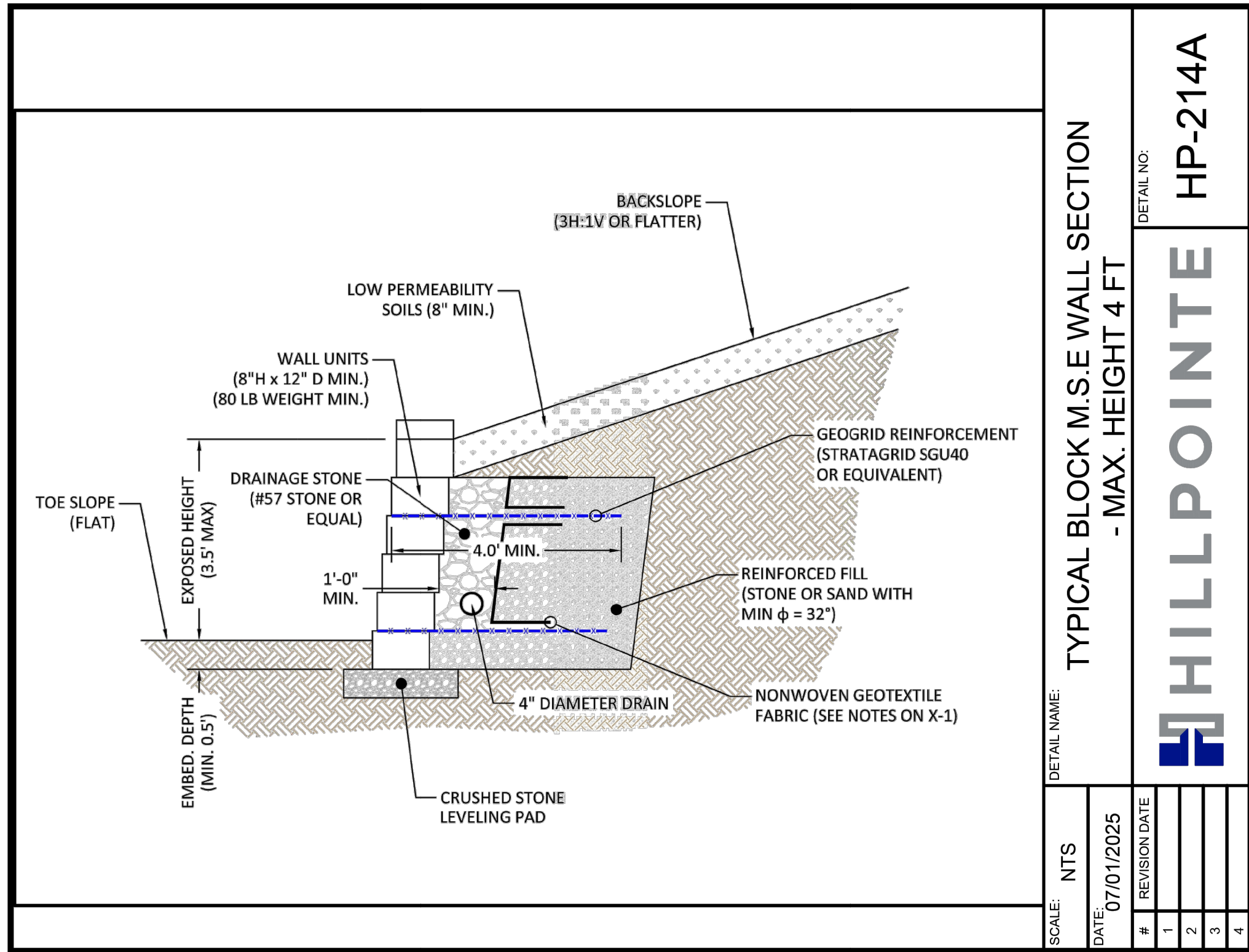
SCALE:	NTS	DETAIL NAME:	BIKE RACK
DATE:	07/01/2025		
#	REVISION DATE	DETAIL NO.:	HP-212
1			
2			
3			
4			

DRAWN BY: CMD JOB DATE: 4/22/2026 BAR IS ONE INCH ON OFFICIAL DRAWINGS.
 APPROVED: RDL JOB NUMBER: 2502477
 CAD DATE: 4/28/2026
 CAD FILE: J:\2025\2502477\CAD\DWG\IC\SDP\Details

NO.	DATE	BY	REVISION DESCRIPTION

HRGreen
 HR GREEN - COLORADO SPRINGS
 1975 RESEARCH PARKWAY SUITE 160
 COLORADO SPRINGS, CO 80920
 PHONE: 719.300.4140
 FAX: 719.965.0044

HILLPOINTE APARTMENTS AT PETERSON
 HILLPOINTE, LLC.
 COLORADO SPRINGS, EL PASO COUNTY, COLORADO



TYPICAL BLOCK M.S.E WALL SECTION
- MAX. HEIGHT 4 FT

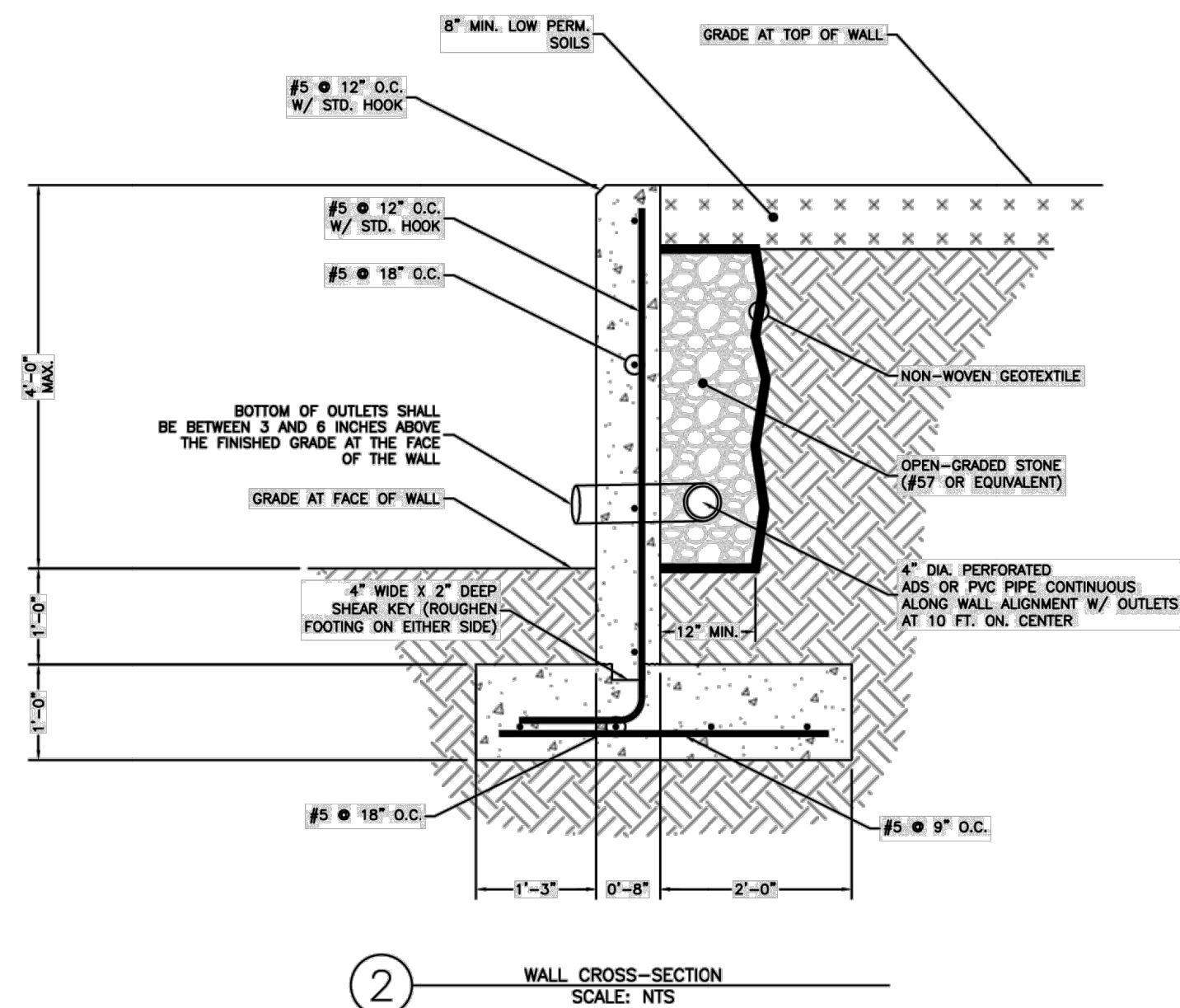
HILLPOINTE HP-214A

SCALE:	NTS
DATE:	07/01/2025
#	REVISION DATE
1	
2	
3	
4	

- GENERAL NOTES**
- THE WALL CONTRACTOR AND/OR CEI (CONSTRUCTION ENGINEER INSPECTION) STAFF SHALL VERIFY ALL CONDITIONS, GRADES, DIMENSIONS, AND TOPOGRAPHIC INFORMATION PRIOR TO CONSTRUCTION. IF THE WALL CONTRACTOR AND/OR CEI STAFF DISCOVERS ANY ERRORS, OMISSIONS, OR DISCREPANCIES, THEY SHALL CONTACT THE DESIGN PROFESSIONAL WHO WILL THEN ISSUE INSTRUCTIONS AS TO HOW TO PROCEED.
 - THE CONTRACTOR/OWNER SHALL BE RESPONSIBLE FOR OBSERVING ALL APPLICABLE SAFETY LAWS AND REGULATIONS, INCLUDING BUT NOT LIMITED TO SHORING, GUARDRAILS AND/OR FENCING, TEMPORARY EXCAVATION, LOCAL BUILDING CODES AND REGULATIONS, ETC.
 - EXCAVATION FOR CURB AND GUTTER, FENCING, GUARDRAILS, UTILITIES, AND FOUNDATIONS SHALL BE COORDINATED WITH WALL CONSTRUCTION AND SHALL BE COMPLETED WITHOUT DAMAGE TO THE WALL SYSTEM.
 - ALL WALL CONSTRUCTION SHALL BE PERFORMED IN ACCORDANCE WITH APPLICABLE LOCAL, STATE, AND FEDERAL LAWS AS WELL AS APPLICABLE AMERICAN CONCRETE INSTITUTE (ACI) STANDARDS.
- WALL MATERIALS**
- CONCRETE: $f'_c = 3,000$ PSI
SLUMP = 4-5 INCHES (BEFORE ADDITION OF WATER REDUCING ADJUTIVES)
AIR CONTENT = 5±1.5 PERCENT (AIR ENTRAINMENT IS NOT REQUIRED IN CONCRETE NOT EXPOSED)
 - REINFORCING STEEL: $f_y = 60$ KSI (DEFORMED BARS)
FIELD BONDING OF BARS IS PERMITTED PROVIDED HEATING OF THE BARS IS NOT REQUIRED.
WELDING OF REINFORCING STEEL IS NOT PERMITTED.
 - SURCHARGE AND LOADING: THE RETAINING WALLS WERE DESIGNED WITH A FLAT BACKSLOPE, FLAT TOE SLOPE AND 100 PSF LIVE LOAD SURCHARGE. IF DISCREPANCIES ARE FOUND TO EXIST BETWEEN THE FIELD CONDITIONS AND THE DESIGN CONDITIONS, THE DESIGN ENGINEER SHALL BE NOTIFIED TO DETERMINE IF DESIGN MODIFICATIONS ARE REQUIRED PRIOR TO BEGINNING WALL CONSTRUCTION.
 - SOIL PROPERTIES:

SOIL	EFFECTIVE FRICTION	UNIT WEIGHT	COHESION	NOTES
REINFORCED FOUNDATION	$\phi = 28$ DEGREES	$\gamma = 125$ PCF	$c = 0$ PSF	ALL WALLS
	$\phi = 28$ DEGREES	$\gamma = 125$ PCF	$c = 0$ PSF	ALL WALLS
 - ALLOWABLE BEARING PRESSURE: 1,500 PSF (TO BE EVALUATED PRIOR TO CONSTRUCTION BY TESTING COMPANY)
- CONCRETE**
- CONCRETE CONSTRUCTION SHALL CONFORM TO ACI 318 AND ACI 301 AS WELL AS ALL LOCAL, STATE, AND FEDERAL CODES. IN THE EVENT OF CONFLICTING INFORMATION, THE MORE STRINGENT REQUIREMENT SHALL CONTROL.
 - ALL CONCRETE CONSTRUCTION SHALL CONFORM TO ACI 301 (FINISHES), ACI 117 (TOLERANCES), ACI 347 (FORMWORK), ACI 308 (HOT WEATHER CONCRETING), AND ACI 305 (COLD WEATHER CONCRETING).
 - ALL CONCRETE SHALL BE PROPORTIONED FOR A MAXIMUM WATER/CEMENTIOUS MATERIALS RATIO OF 0.45 AS WELL AS THE REQUIREMENTS LISTED ABOVE. IF WATER REDUCING ADJUTIVES ARE USED, THE MAXIMUM SLUMP AFTER THE ADDITION OF HIGH RANGE WATER REDUCER SHALL BE 8 INCHES.
 - ALL CONCRETE SHALL BE CURED USING ONE OF THE METHODS IN ACI 301 FOR A MINIMUM OF 7 DAYS.
 - BAR SPLICES SHALL BE CLASS B TENSION LAP SPLICES IN ACCORDANCE WITH ACI AND AASHTO STANDARDS.
 - ALL HOOKS SHALL BE STANDARD HOOKS (90 DEGREES) PER ACI 318.
 - SHOP DRAWINGS SHALL BE SUBMITTED TO THE ENGINEER FOR APPROVAL A MINIMUM OF 7 DAYS PRIOR TO STEEL FABRICATION.
- DRAINAGE PROVISIONS**
- DRAINAGE PROVISIONS SHALL INCLUDE A 4" PERFORATED ADS OR PVC PIPE, 4" DRAIN OUTLETS THROUGH THE WALL FACE, AND OPEN-GRADED STONE.
 - THE 4" PERFORATED PIPE SHALL BE CONTINUOUS ALONG THE ENTIRE LENGTH OF THE WALL. THE PERFORATED PIPE SHALL BE CONNECTED TO 4" OUTLETS THROUGH THE WALL FACE WITH A MAXIMUM CENTER TO CENTER SPACING OF NOT MORE THAN 20 FEET. AT ALL LOW POINTS IN THE WALL AND A MINIMUM OF 2 OUTLETS PER WALL. THE PERFORATED PIPE SHALL ALSO DRAIGHT AT EACH END OF THE WALL. THE DRAIN OUTLET PIPES SHALL BE SLOPED AT 1% TOWARD THE WALL FACE.
 - A DRAINAGE POCKET COMPRISED OF OPEN-GRADED STONE SHALL BE PLACED BEHIND THE WALL AND ENCOMPASSATE THE PERFORATED PIPE. THE DRAINAGE POCKET DIMENSIONS SHALL BE AS SHOWN IN THE DETAILS IN THIS SHEET.
 - NON-WOVEN GEOTEXTILE FABRIC SHALL BE PLACED BETWEEN THE DRAINAGE STONE AND THE RETAINED SOILS.
 - AT THE END OF EACH WORK DAY, THE GRADES ABOVE AND BELOW THE WALL SHALL BE SLOPED TO PROVIDE POSITIVE DRAINAGE AWAY FROM THE CONSTRUCTION AREA. UNDER NO CIRCUMSTANCES SHALL SURFACE RUNOFF BE PERMITTED TO ENTER THE CONSTRUCTION AREA.
 - THE GRADING CONTRACTOR SHALL PROVIDE MEANS AND METHODS TO PREVENT SURFACE RUNOFF FROM FLOWING OVER THE FACE OF THE WALL BOTH DURING AND AFTER CONSTRUCTION.
 - EROSION PROTECTION SHALL BE PROVIDED ON THE GROUND SURFACE BOTH ABOVE AND BELOW THE WALL DURING AND AFTER CONSTRUCTION.

CONSTRUCTION	CONTRACTION	EXPANSION
40 FEET MAX	WALL HEIGHT < 8 FEET, 24 WALL HEIGHT MAX FEET, LESS THAN OR EQUAL TO WALL HEIGHT	EVERY 4TH CONTRACTION JOINT
	25 FEET MAX JOINT SPACING WITHIN 8 FEET OF CORNERS	



WALL CROSS-SECTION
SCALE: NTS

TYPICAL CONCRETE M.S.E WALL
SECTION - MAX HEIGHT 4 FT

DETAIL NAME:

SCALE: NTS

DATE: 09/22/2025

#	REVISION DATE
1	
2	
3	
4	

DETAIL NO:

HP-214B

HILLPOINTE

DRAWN BY: CMD JOB DATE: 4/22/2026
 APPROVED: RDL JOB NUMBER: 2502477
 CAD DATE: 4/28/2026
 CAD FILE: J:\2025\2502477\CAD\DWG\IC\SDP\Details

NO.	DATE	BY	REVISION DESCRIPTION



HR GREEN - COLORADO SPRINGS
 1975 RESEARCH PARKWAY SUITE 160
 COLORADO SPRINGS, CO 80920
 PHONE: 719.300.4140
 FAX: 713.965.0044

HILLPOINTE APARTMENTS AT PETERSON
 HILLPOINTE, LLC.
 COLORADO SPRINGS, EL PASO COUNTY, COLORADO

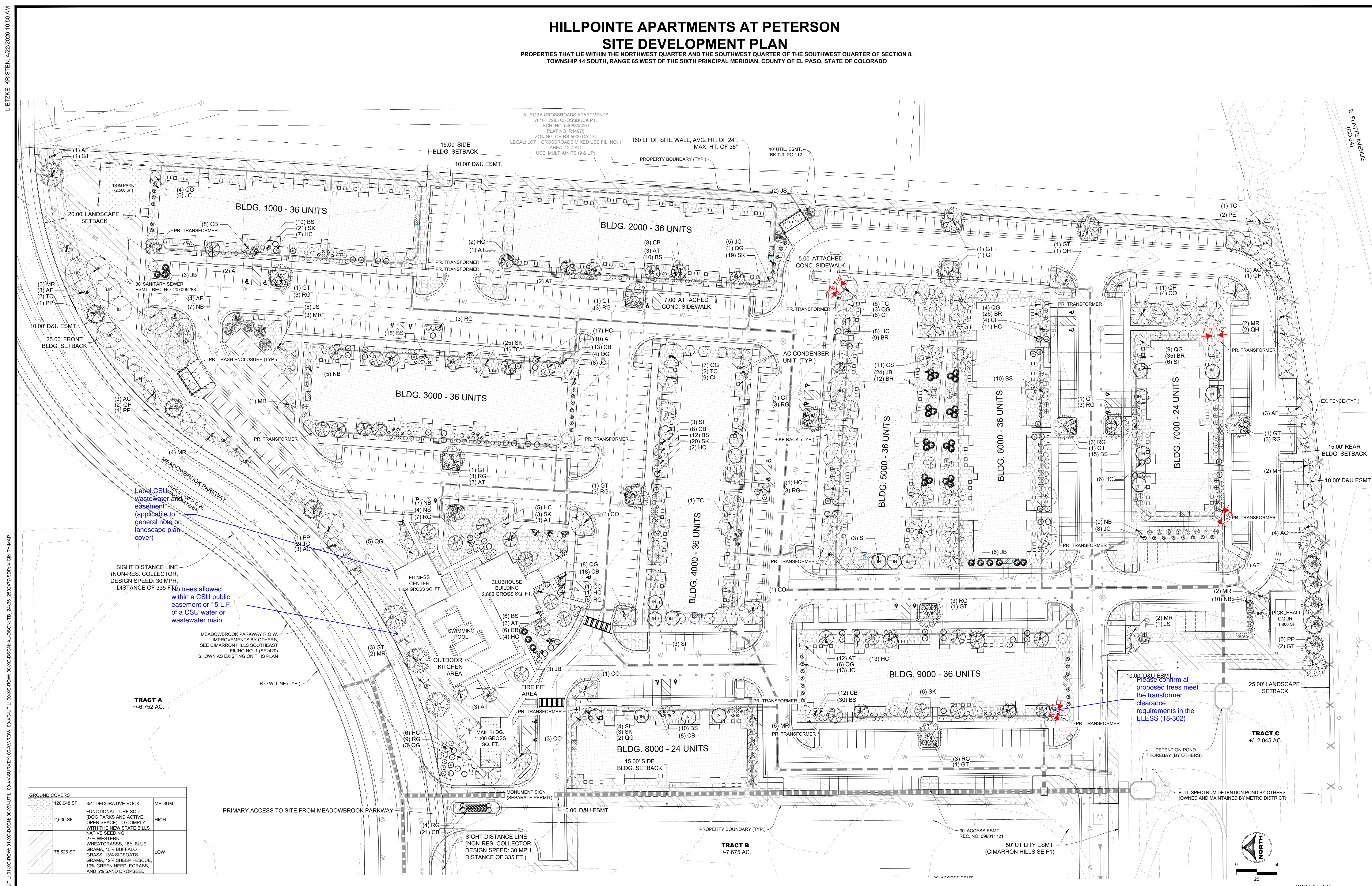
SITE DEVELOPMENT PLAN
 SITE DETAILS

PCD FILE NO.:

SHEET
 DT
 9

HILLPOINTE APARTMENTS AT PETERSON SITE DEVELOPMENT PLAN

PROPERTIES THAT LIE WITHIN THE NORTHWEST QUARTER AND THE SOUTHWEST QUARTER OF THE SOUTHWEST QUARTER OF SECTION 8,
TOWNSHIP 14 SOUTH, RANGE 65 WEST OF THE SIXTH PRINCIPAL MERIDIAN, COUNTY OF EL PASO, STATE OF COLORADO



Label CSU wastewater easement (applicable to general note on landscape plan cover)

SIGHT DISTANCE LINE (NON-RES. COLLECTOR, DESIGN SPEED: 30 MPH, DISTANCE OF 335 FT.)

No trees allowed within a CSU public easement or 15 L.F. of a CSU water or wastewater main.

MEADOWBROOK PARKWAY R.O.W. IMPROVEMENTS BY OTHERS, SEE CIMARRON HILLS SOUTHEAST FILING NO. 1 (SF2420) SHOWN AS EXISTING ON THIS PLAN

Please confirm all proposed trees meet the transformer clearance requirements in the ELESS (18-302)

GROUND COVERS		
120,048 SF	3/4" DECORATIVE ROCK	MEDIUM
2,500 SF	FUNCTIONAL TURF SOD (DOG PARKS AND ACTIVE OPEN SPACE) TO COMPLY WITH THE NEW STATE BILLS	HIGH
78,526 SF	NATIVE SEEDING 27% WESTERN WHEATGRASS, 18% BLUE GRAMA, 15% BUFFALO GRASS, 13% SIDEOATS GRAMA, 12% SHEEP FESCUE, 10% GREEN NEEDLEGRASS, AND 5% SAND DROPSSEED	LOW

DRAWN BY: KAL JOB DATE: 4/21/2026
 APPROVED: BKP JOB NUMBER: ---
 CAD DATE: 4/22/2026
 CAD FILE: J:\2025\2502477\CAD\DWG\CISDP\Landscape Plan

NO.	DATE	BY	REVISION DESCRIPTION

HR GREEN - COLORADO SPRINGS
 1975 RESEARCH PARKWAY SUITE 160
 COLORADO SPRINGS, CO 80920
 PHONE: 719.300.4140
 FAX: 719.965.0044

HILLPOINTE APARTMENTS AT PETERSON
 HILLPOINTE, LLC.
 COLORADO SPRINGS, EL PASO COUNTY, COLORADO

SITE DEVELOPMENT PLAN
 LANDSCAPE PLAN

SHEET
 LA
 2

LIETZKE, KRISTEN, 4/22/2026 10:50 AM

E PLATE AVENUE (CO-24)

PCD FILE NO.:

PAINT COLORS:

SW 7006
Extra White

COLOR ABOVE SHALL BE USED FOR COLORS DESIGNATED "EXTRA WHITE" IN KEYNOTES

SW 7048
Urbane Bronze

COLOR ABOVE SHALL BE USED FOR COLORS DESIGNATED "DARK BRONZE" IN KEYNOTES

SW 6213
Halcyon Green


COLOR ABOVE SHALL BE USED FOR COLORS DESIGNATED "HALCYON GREEN" IN KEYNOTES

SW 2807
Rookwood Medium Brown

COLOR ABOVE SHALL BE USED FOR COLORS DESIGNATED "MEDIUM BROWN" IN KEYNOTES

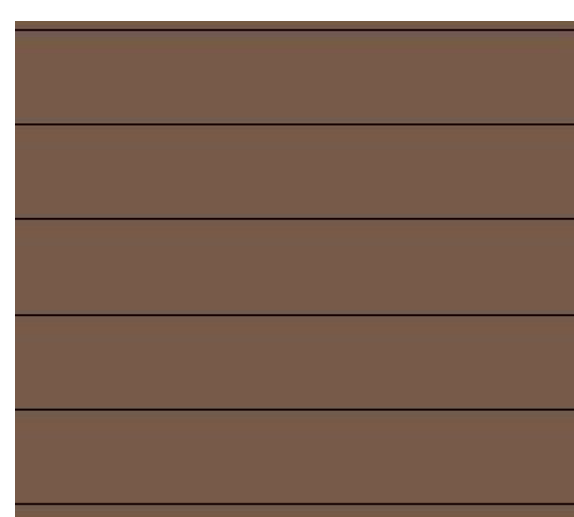
MATERIALS:

C5




FIBER CEMENT (ALTERNATING 4" & 10") LAP SIDING PAINTED: HALCYON GREEN

C6



FIBER CEMENT 6" LAP SIDING PAINTED: ROCKWOOD MEDIUM BROWN

C8




FIBER CEMENT 6" LAP SIDING PAINTED: EXTRA WHITE

E



ADHERED STONE VENEER, SPLIT FACED TRAVERTINE (COLOR AND PATTERN TO BE SELECTED BY OWNER)

D3



FIBER CEMENT PANEL (SMOOTH) & BATTEN PAINTED (EXTRA WHITE)

F



SYNTHETIC WOOD LOOK, 8" LAP SIDING (OAK COLOR TO BE SELECTED BY OWNER)

Show electric (and gas if proposed) meter locations on the building elevations, typical for all proposed buildings

LIGHTING:

K



DECORATIVE SCONCE WALL LIGHT, 5' TALL ATTACHED AT EACH SIDE OF BREEZEWAY ENTRY

K1



BREEZEWAY AREA LIGHT MOUNTED ABOVE BREEZEWAY OPENING AT 3RD LEVEL, IN BLACK COLOR WITH GOOSENECK MOUNT

K2



UNIT BALCONY LIGHT

MATERIAL BOARD
NOT TO SCALE

ARCHITECT:



Office:

8830 Macon Highway
Building 300
Athens, GA 30606

DEVELOPER:



Corporate Office:

101 South New York Avenue, Unit 211
Winter Park, FL 32789
PH: (407) 752-9004

Operations Office:

8830 Macon Highway
Building 300
Athens, GA 30606
PH: (407) 752-9004

Information: www.hillpointe.com

24- HOUR CONTACT:

Marcus Wiedower
P: (706) 254-3251
Email: mwiedower@hillpointe.com

PROJECT:

**POINTE GRAND
PETERSON at
COLORADO
SPRINGS**

PETERSON ROAD
COLORADO SPRINGS, COLORADO

KSH# 257003

HP# 26xxxx

SHEET TITLE:

**MATERIAL
BOARD**

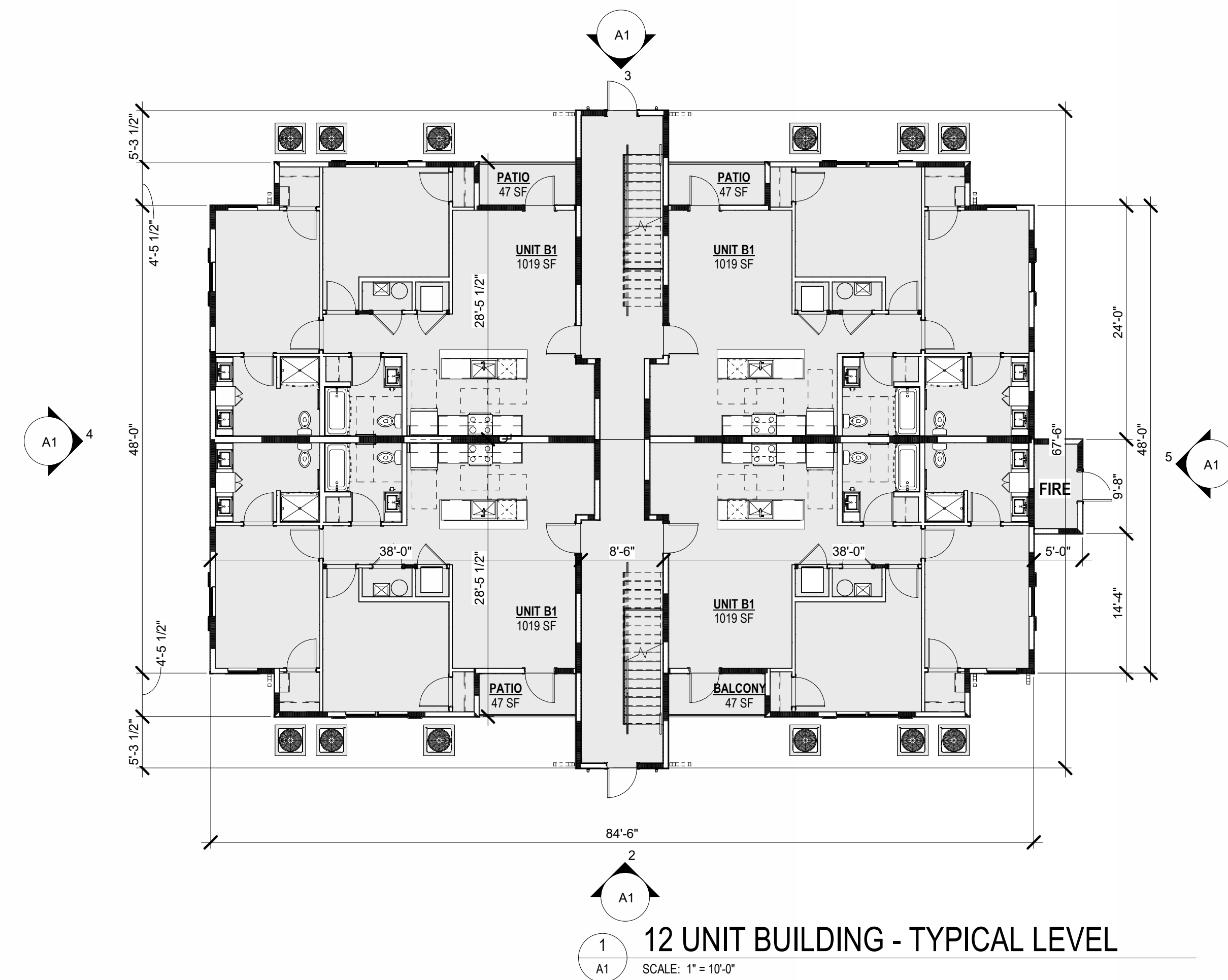
ARCHITECT SEAL:

DRAWING DATE: 03/17/26

SITE SUBMITTAL SET

REVISIONS		
No.	Issue	Date

SHEET: **A0**



ARCHITECT:
Office:
8830 Macon Highway
Building 300
Athens, GA 30606

DEVELOPER:
HILLPOINTE

Corporate Office:
101 South New York Avenue, Unit 211
Winter Park, FL 32789
PH: (407) 752-9004

Operations Office:
8830 Macon Highway
Building 300
Athens, GA 30606
PH: (407) 752-9004

Information: www.hillpointe.com

24- HOUR CONTACT:
Marcus Wiedower
P: (706) 254-3251
Email: mwiedower@hillpointe.com

PROJECT:
**POINTE GRAND
PETERSON at
COLORADO
SPRINGS**

PETERSON ROAD
COLORADO SPRINGS, COLORADO

KSH# 257003 HP# 26xxxxx

SHEET TITLE:
**12 UNIT
BUILDING - PLAN
& ELEVATIONS**

ARCHITECT SEAL:

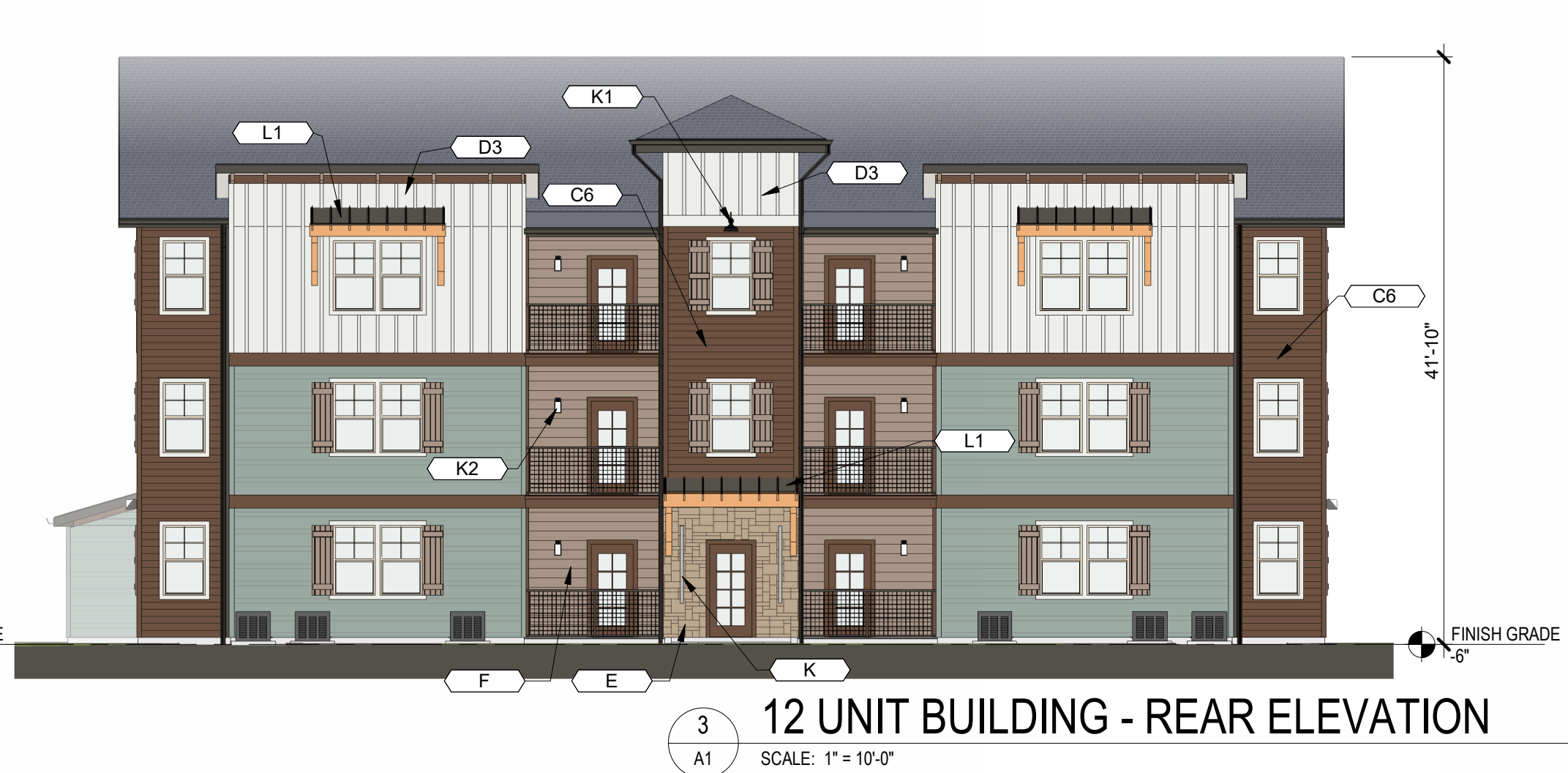
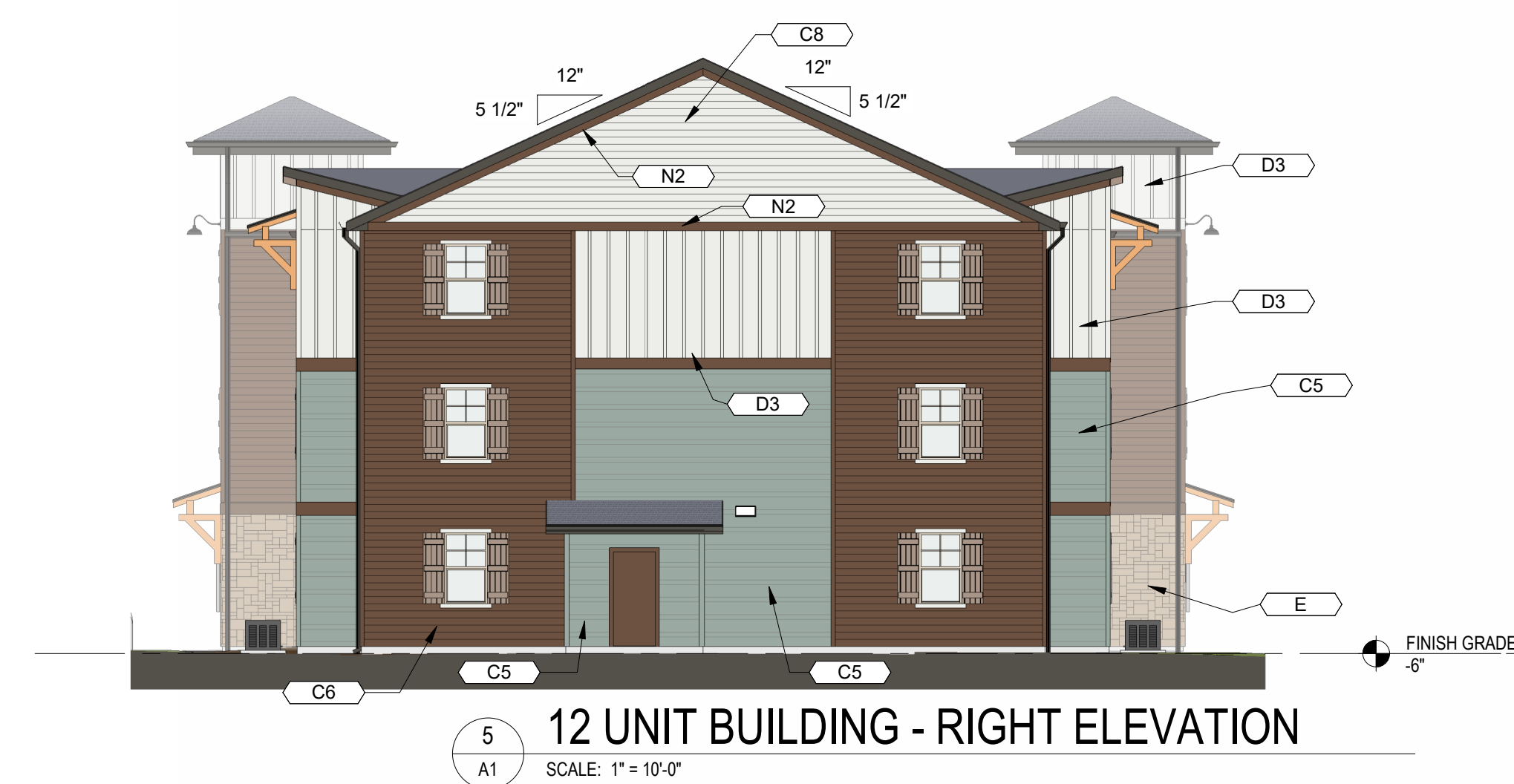

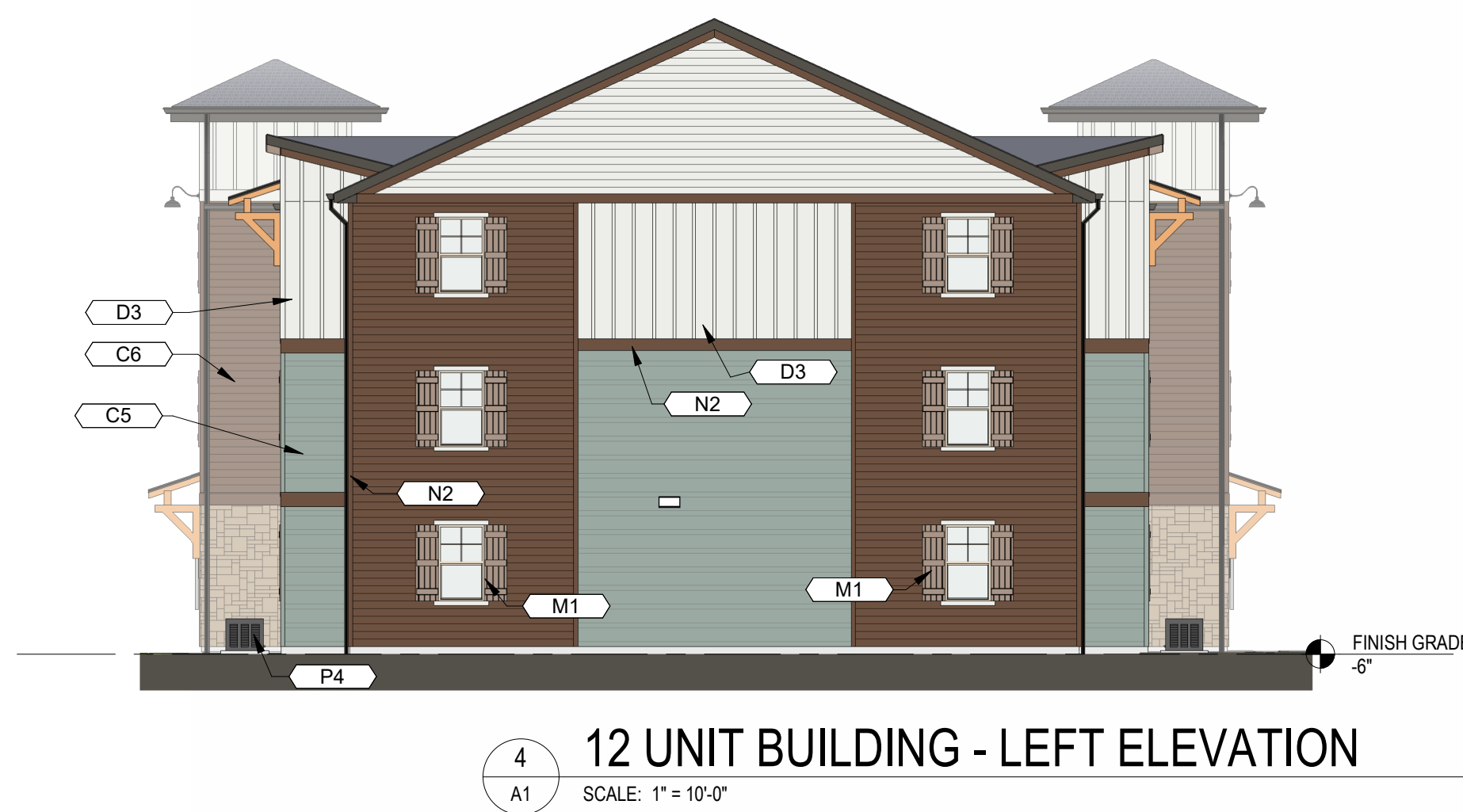
DRAWING DATE: 03/17/26

SITE SUBMITTAL SET

REVISIONS		
No.	Issue	Date

SHEET: **A1**

KEYNOTES	
TAG	KEYNOTE TEXT
C5	FIBER CEMENT SIDING, 4"/10" LAP ALTERNATING, PAINTED (SW 6213 HALCYON GREEN)
C6	FIBER CEMENT SIDING, 6" LAP, PAINTED (SW 2807 MEDIUM BROWN)
C8	FIBER CEMENT SIDING, 6" LAP, PAINTED (SW 7006 EXTRA WHITE)
D3	FIBER CEMENT BOARD AND BATTEN SIDING, PAINTED (SW 7006 EXTRA WHITE)
E	ADHERED STONE VENEER, SPLIT FACED TRAVERTINE (PATTERN AND COLOR TO BE SELECTED BY OWNER)
F	SYNTHETIC WOOD 8" LAP SIDING, COLOR OAK (TO BE SELECTED BY OWNER)
K	5' VERTICAL LINEAR DECORATIVE COLUMN SCONCE, (2) AT EACH ENTRY COLUMNS (SEE MATERIAL BOARD)
K1	BREEZEWAY AREA LIGHT (SEE MATERIAL BOARD)
K2	BALCONY LIGHTING (SEE MATERIAL BOARD)
L1	STANDING SEAM METAL ROOF, COLOR: BRONZE (TO BE SELECTED BY OWNER)
M1	DECORATIVE BOARD AND BATTEN SHUTTERS, COLOR: WOOD LOOK (TO BE SELECTED BY OWNER)
N2	FIBER CEMENT TRIM/FASCIA PAINTED (SW 2807 MEDIUM BROWN)
N5	FIBER CEMENT TRIM/FASCIA PAINTED (SW 7006 EXTRA WHITE)
P4	AC CONDENSER UNIT, TO BE SCREENED BY PLANTING





Office:

8830 Macon Highway
Building 300
Athens, GA 30606

DEVELOPER:



Corporate Office:

101 South New York Avenue, Unit 211
Winter Park, FL 32789
PH: (407) 752-9004

Operations Office:

8830 Macon Highway
Building 300
Athens, GA 30606
PH: (407) 752-9004

Information: www.hillpointe.com

24- HOUR CONTACT:

Marcus Wiedower
P: (706) 254-3251
Email: mwiedower@hillpointe.com

PROJECT:

POINTE GRAND PETERSON at COLORADO SPRINGS

PETERSON ROAD
COLORADO SPRINGS, COLORADO

KSH# 257003

HP# 26xxxxx

SHEET TITLE:

24 UNIT BUILDING - ELEVATIONS

ARCHITECT SEAL:

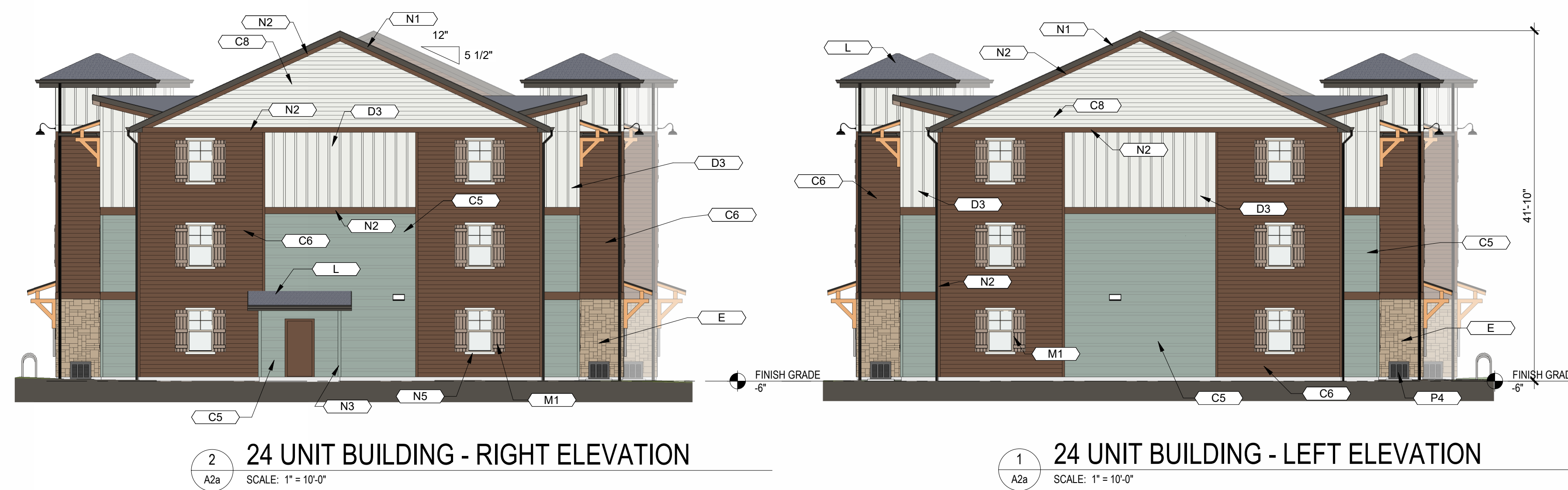
DRAWING DATE: 03/17/26

SITE SUBMITTAL SET

REVISIONS

No.	Issue	Date

SHEET: A2a



2 24 UNIT BUILDING - RIGHT ELEVATION
SCALE: 1" = 10'-0"

1 24 UNIT BUILDING - LEFT ELEVATION
SCALE: 1" = 10'-0"

KEYNOTES	
TAG	KEYNOTE TEXT
C5	FIBER CEMENT SIDING, 4"/10" LAP ALTERNATING, PAINTED (SW 6213 HALCYON GREEN)
C6	FIBER CEMENT SIDING, 6" LAP, PAINTED (SW 2807 MEDIUM BROWN)
C8	FIBER CEMENT SIDING, 6" LAP, PAINTED (SW 7006 EXTRA WHITE)
D3	FIBER CEMENT BOARD AND BATTEN SIDING, PAINTED (SW 7006 EXTRA WHITE)
E	ADHERED STONE VENEER, SPLIT FACED TRAVERTINE, (PATTERN AND COLOR TO BE SELECTED BY OWNER)
L	ASPHALT DIMENSIONAL HIGH PROFILE ROOFING SHINGLES, COLOR: CHARCOAL (TO BE SELECTED BY OWNER)
M1	DECORATIVE BOARD AND BATTEN SHUTTERS, COLOR: WOOD LOOK (TO BE SELECTED BY OWNER)
N1	FIBER CEMENT TRIM/FASCIA PAINTED (SW 7048 URBANE BRONZE)
N2	FIBER CEMENT TRIM/FASCIA PAINTED (SW 2807 MEDIUM BROWN)
N3	FIBER CEMENT TRIM/FASCIA PAINTED (SW 6213 HALCYON GREEN)
N5	FIBER CEMENT TRIM/FASCIA PAINTED (SW 7006 EXTRA WHITE)
P4	AC CONDENSER UNIT, TO BE SCREENED BY PLANTING

KEYNOTES	
TAG	KEYNOTE TEXT
C5	FIBER CEMENT SIDING, 4"X10" LAP ALTERNATING, PAINTED (SW 6213 HALCYON GREEN)
C6	FIBER CEMENT SIDING, 6" LAP, PAINTED (SW 2807 MEDIUM BROWN)
C8	FIBER CEMENT SIDING, 6" LAP, PAINTED (SW 7006 EXTRA WHITE)
D3	FIBER CEMENT BOARD AND BATTEN SIDING, PAINTED (SW 7006 EXTRA WHITE)
E	ADHERED STONE VENEER, SPLIT FACED TRAVERTINE, (PATTERN AND COLOR TO BE SELECTED BY OWNER)
F	SYNTHETIC WOOD 8" LAP SIDING, COLOR OAK (TO BE SELECTED BY OWNER)
G	VINYL WINDOW (4 OVER 1 MUNTIN PATTERN)
G18	METAL CLAD FULL LITE DOOR, PAINTED (SW 2807 MEDIUM BROWN)
H	METAL GUARDRAIL, COLOR: (TO MATCH SW 7048 DARK BRONZE)
K	5" VERTICAL LINEAR DECORATIVE COLUMN SCONCE, (2) AT EACH ENTRY COLUMNS (SEE MATERIAL BOARD)

KEYNOTES	
TAG	KEYNOTE TEXT
K1	BREEZEWAY AREA LIGHT (SEE MATERIAL BOARD)
K2	BALCONY LIGHTING (SEE MATERIAL BOARD)
L	ASPHALT DIMENSIONAL HIGH PROFILE ROOFING SHINGLES, COLOR: CHARCOAL (TO BE SELECTED BY OWNER)
L1	STANDING SEAM METAL ROOF, COLOR: BRONZE (TO BE SELECTED BY OWNER)
M1	DECORATIVE BOARD AND BATTEN SHUTTERS, COLOR: WOOD LOOK (TO BE SELECTED BY OWNER)
N1	FIBER CEMENT TRIM/FASCIA PAINTED (SW 7048 URBANE BRONZE)
N2	FIBER CEMENT TRIM/FASCIA PAINTED (SW 2807 MEDIUM BROWN)
N3	FIBER CEMENT TRIM/FASCIA PAINTED (SW 6213 HALCYON GREEN)
N5	FIBER CEMENT TRIM/FASCIA PAINTED (SW 7006 EXTRA WHITE)
P4	AC CONDENSER UNIT, TO BE SCREENED BY PLANTING

ARCHITECT:



Office:

8830 Macon Highway
Building 300
Athens, GA 30606

DEVELOPER:



Corporate Office:

101 South New York Avenue, Unit 211
Winter Park, FL 32789
PH: (407) 752-9004

Operations Office:

8830 Macon Highway
Building 300
Athens, GA 30606
PH: (407) 752-9004

Information: www.hillpointe.com

24- HOUR CONTACT:

Marcus Wiedower
P: (706) 254-3251
Email: mwiedower@hillpointe.com

PROJECT:

POINTE GRAND PETERSON at COLORADO SPRINGS

PETERSON ROAD
COLORADO SPRINGS, COLORADO

KSH# 257003

HP# 26xxxxx

SHEET TITLE:

TYPICAL MULTIFAMILY - ENLARGED ELEVATIONS

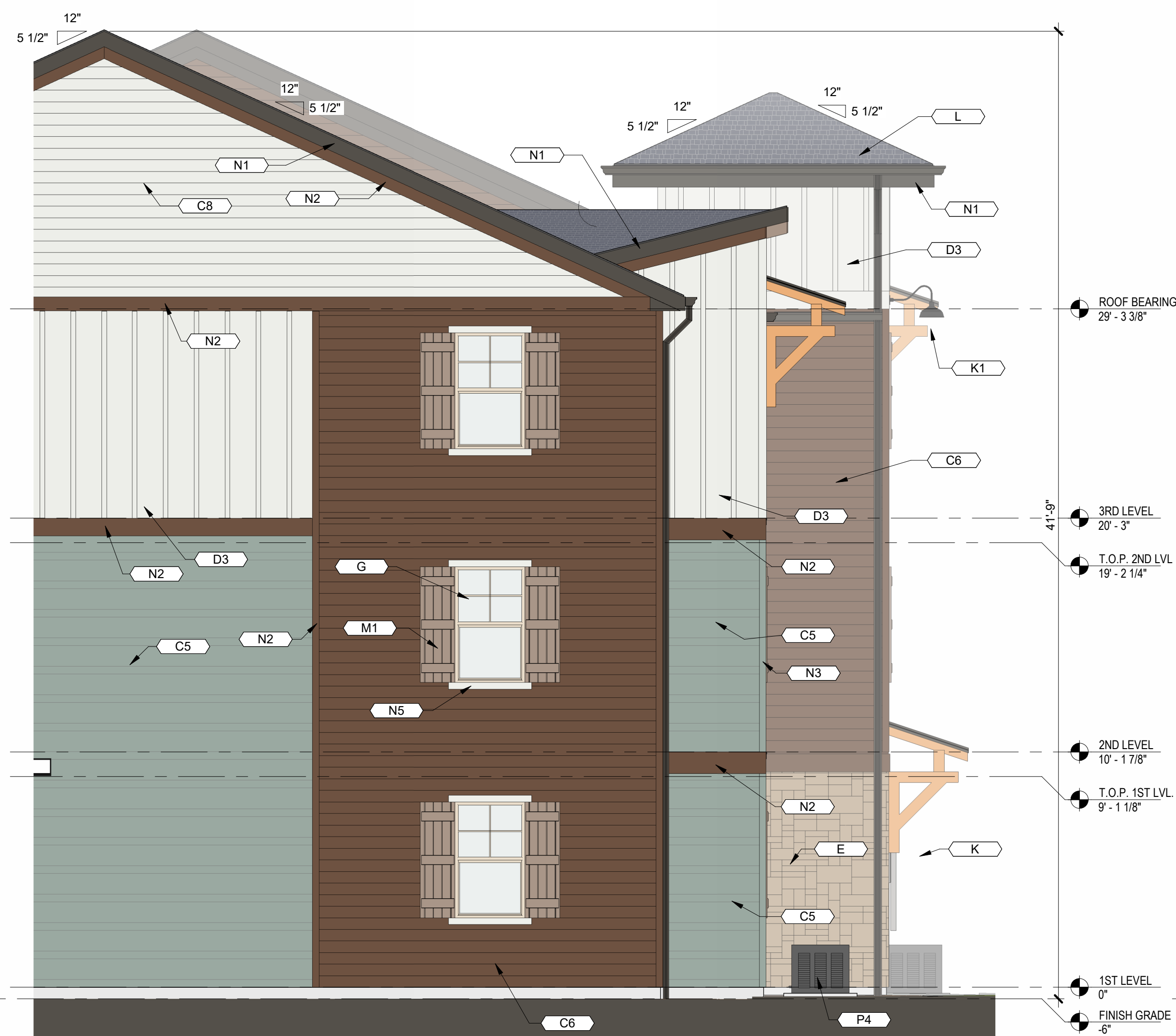
ARCHITECT SEAL:

DRAWING DATE: 03/17/26

SITE SUBMITTAL SET

REVISIONS		
No.	Issue	Date

SHEET: **A2b**



2 TYPICAL MULTIFAMILY - ENLARGED SIDE ELEVATION
A2b SCALE: 1/4" = 1'-0"



1 TYPICAL MULTIFAMILY - ENLARGED FRONT ELEVATION
A2b SCALE: 1/4" = 1'-0"



Office:
8830 Macon Highway
Building 300
Athens, GA 30606

DEVELOPER:
HILLPOINTE

Corporate Office:
101 South New York Avenue, Unit 211
Winter Park, FL 32789
PH: (407) 752-9004

Operations Office:
8830 Macon Highway
Building 300
Athens, GA 30606
PH: (407) 752-9004

Information: www.hillpointe.com

24- HOUR CONTACT:
Marcus Wiedower
P: (706) 254-3251
Email: mwiedower@hillpointe.com

PROJECT:
**POINTE GRAND
PETERSON at
COLORADO
SPRINGS**

PETERSON ROAD
COLORADO SPRINGS, COLORADO

KSH# 257003 HP# 26xxxx

SHEET TITLE:
**36 UNIT
BUILDING - PLAN
AND
ELEVATIONS**

ARCHITECT SEAL:

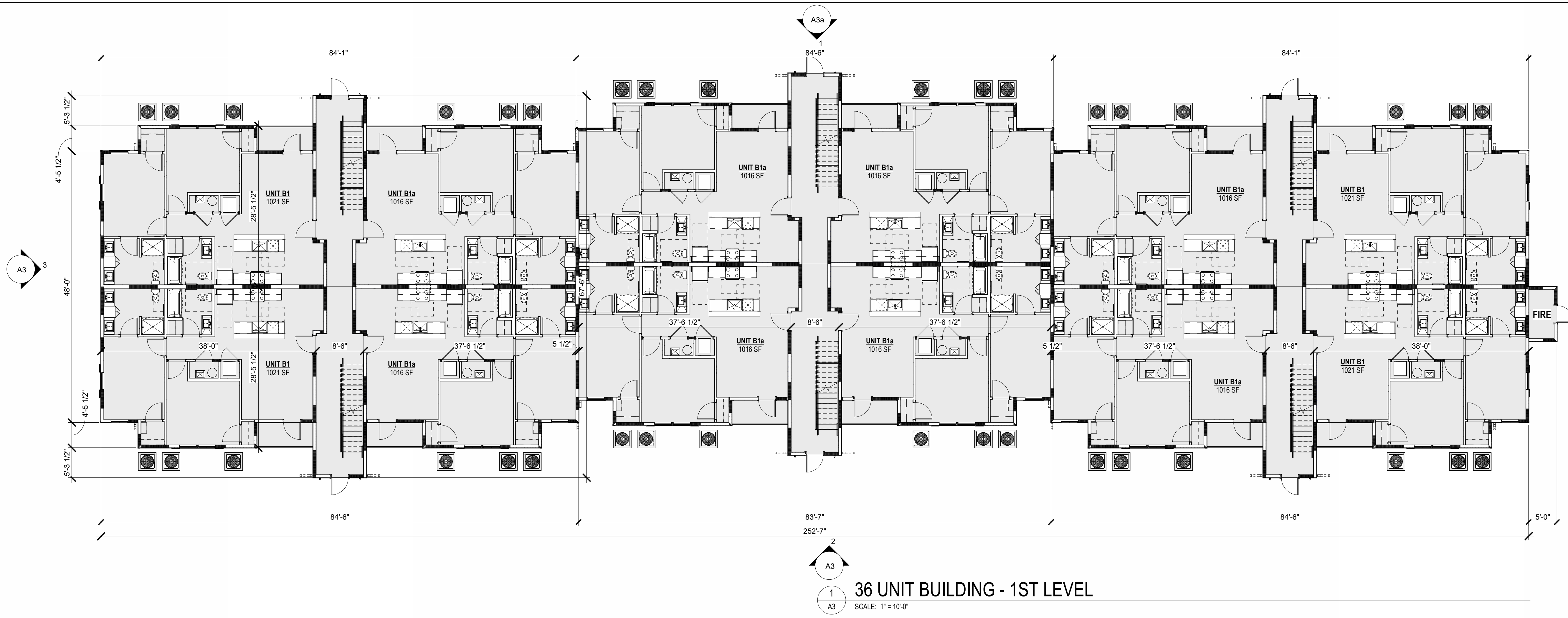
DRAWING DATE: 03/17/26

SITE SUBMITTAL SET

REVISIONS

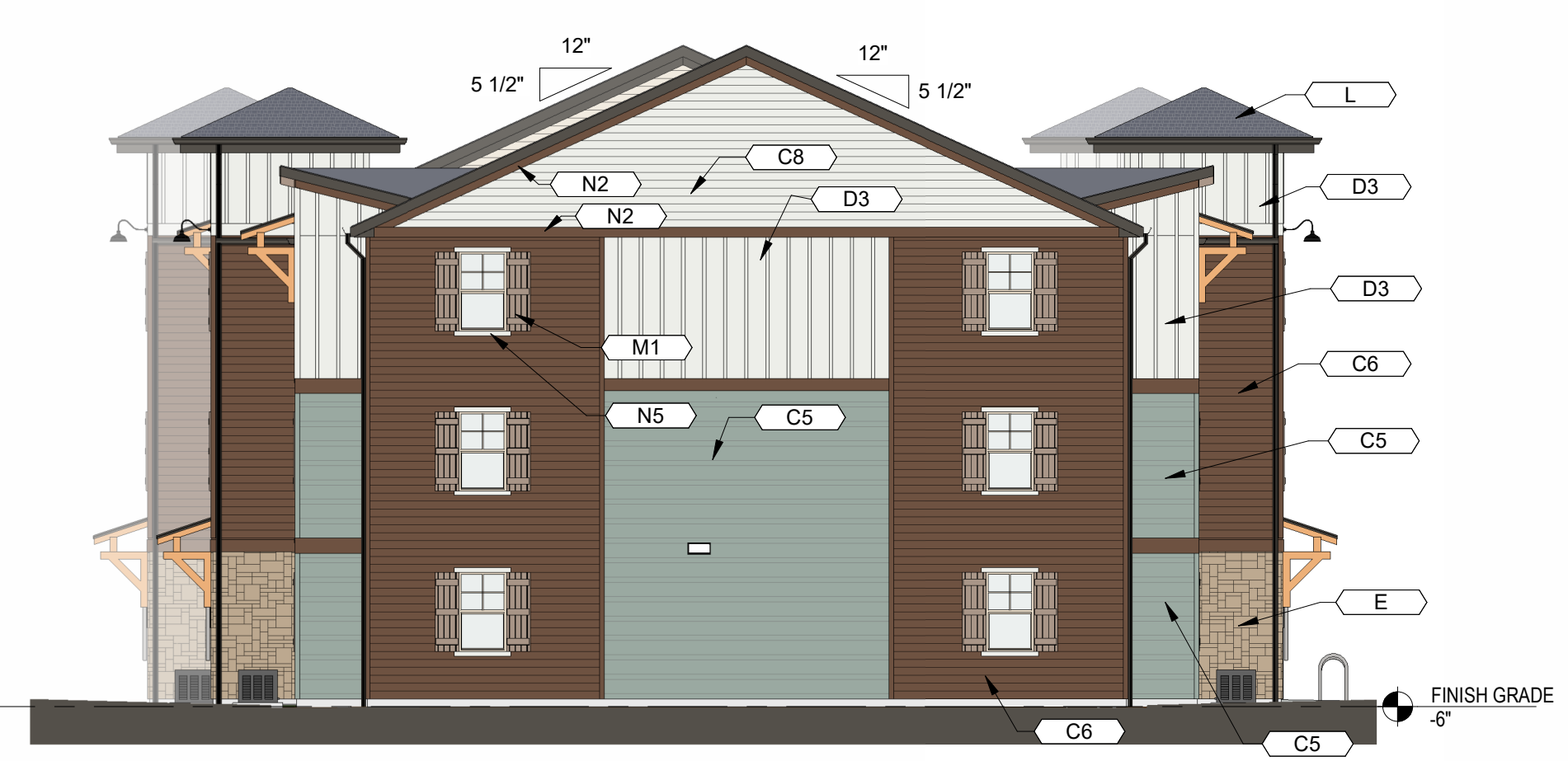
No.	Issue	Date

SHEET: **A3**



TAG	KEYNOTE TEXT
C5	FIBER CEMENT SIDING, 4"X10" LAP ALTERNATING, PAINTED (SW 6213 HALCYON GREEN)
C6	FIBER CEMENT SIDING, 6" LAP, PAINTED (SW 2807 MEDIUM BROWN)
C8	FIBER CEMENT SIDING, 6" LAP, PAINTED (SW 7006 EXTRA WHITE)
D3	FIBER CEMENT BOARD AND BATTEN SIDING, PAINTED (SW 7006 EXTRA WHITE)
E	ADHERED STONE VENEER, SPLIT FACED TRAVERTINE, (PATTERN AND COLOR TO BE SELECTED BY OWNER)
F	SYNTHETIC WOOD 8" LAP SIDING, COLOR OAK (TO BE SELECTED BY OWNER)
H	METAL GUARDRAIL, COLOR: (TO MATCH SW 7048 DARK BRONZE)
K	5" VERTICAL LINEAR DECORATIVE COLUMN SCONCE, (2) AT EACH ENTRY COLUMNS (SEE MATERIAL BOARD)

TAG	KEYNOTE TEXT
L	ASPHALT DIMENSIONAL HIGH PROFILE ROOFING SHINGLES, COLOR: CHARCOAL (TO BE SELECTED BY OWNER)
L1	STANDING SEAM METAL ROOF, COLOR: BRONZE (TO BE SELECTED BY OWNER)
M1	DECORATIVE BOARD AND BATTEN SHUTTERS, COLOR: WOOD LOOK (TO BE SELECTED BY OWNER)
N2	FIBER CEMENT TRIM/FASCIA PAINTED (SW 2807 MEDIUM BROWN)
N5	FIBER CEMENT TRIM/FASCIA PAINTED (SW 7006 EXTRA WHITE)
P4	AC CONDENSER UNIT, TO BE SCREENED BY PLANTING





Office:

8830 Macon Highway
Building 300
Athens, GA 30606

DEVELOPER:



Corporate Office:

101 South New York Avenue, Unit 211
Winter Park, FL 32789
PH: (407) 752-9004

Operations Office:

8830 Macon Highway
Building 300
Athens, GA 30606
PH: (407) 752-9004

Information: www.hillpointe.com

24- HOUR CONTACT:

Marcus Wiedower
P: (706) 254-3251
Email: mwiedower@hillpointe.com

PROJECT:

POINTE GRAND PETERSON at COLORADO SPRINGS

PETERSON ROAD
COLORADO SPRINGS, COLORADO

KSH# 257003

HP# 26xxxxx

SHEET TITLE:

36 UNIT BUILDING - ELEVATIONS

ARCHITECT SEAL:

DRAWING DATE: 03/17/26

SITE SUBMITTAL SET

REVISIONS

No.	Issue	Date

SHEET: **A3a**

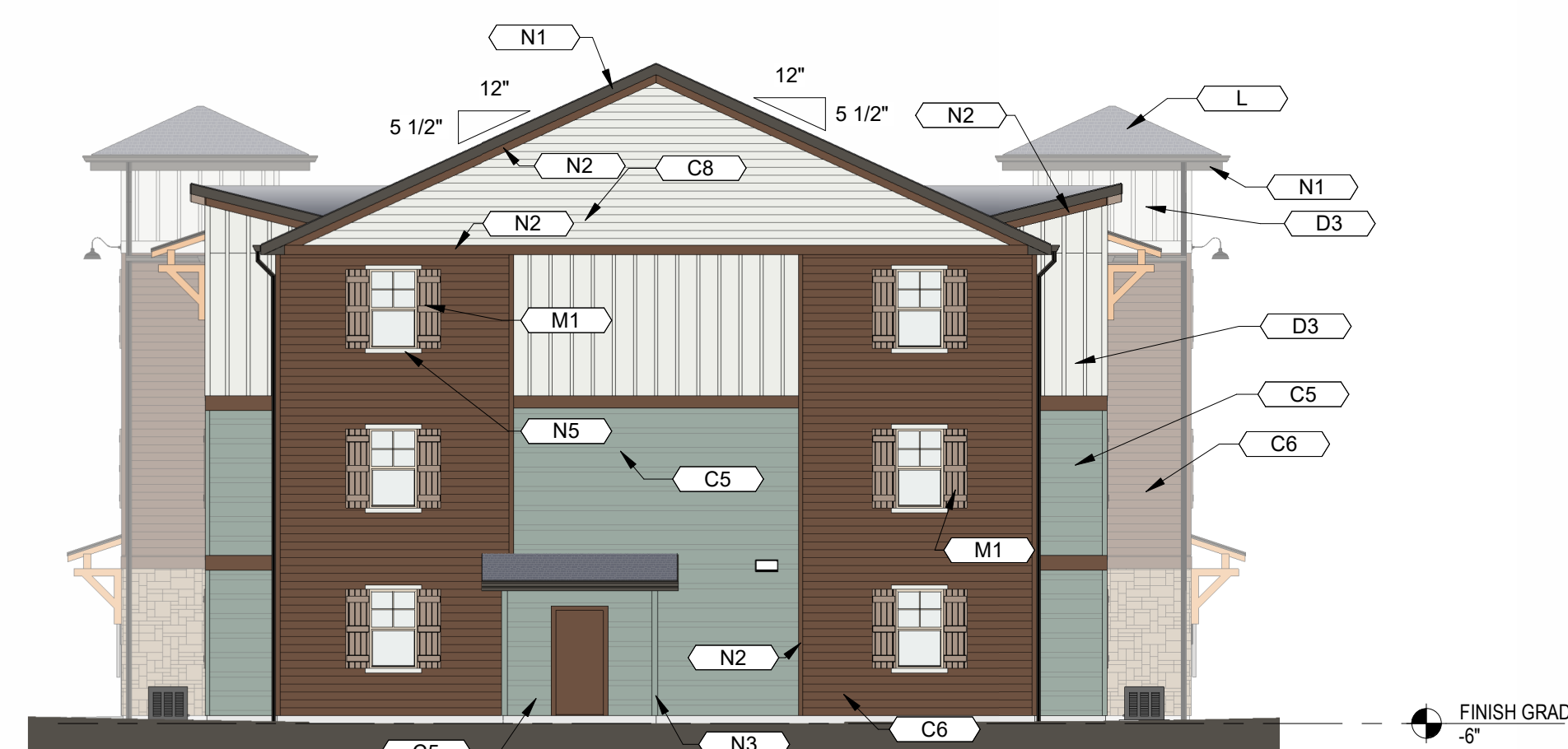


1 36 UNIT BUILDING - REAR ELEVATION

SCALE: 1" = 10'-0"

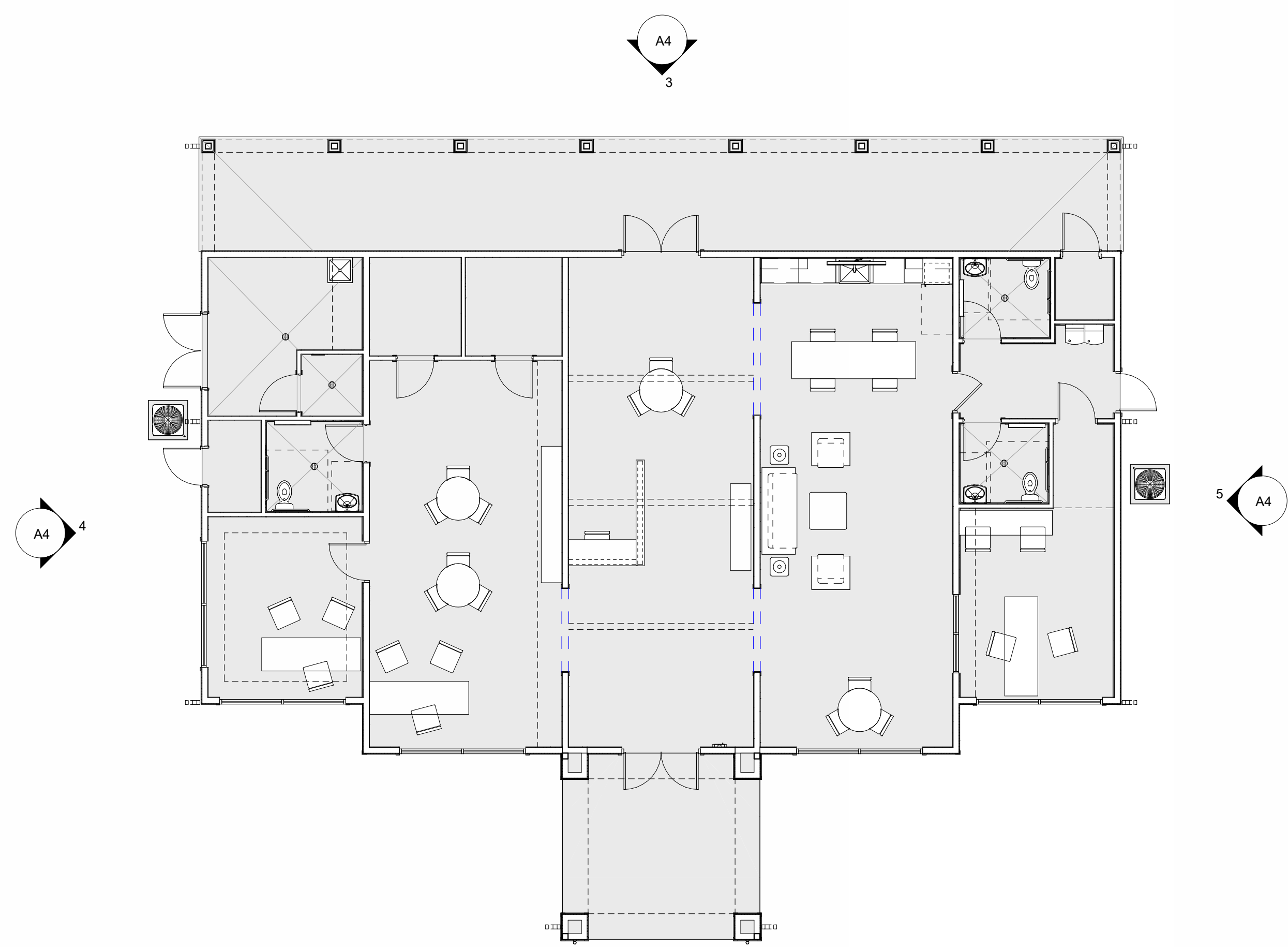
KEYNOTES	
TAG	KEYNOTE TEXT
C5	FIBER CEMENT SIDING, 4"X10" LAP ALTERNATING, PAINTED (SW 6213 HALCYON GREEN)
C6	FIBER CEMENT SIDING, 6" LAP, PAINTED (SW 2807 MEDIUM BROWN)
C8	FIBER CEMENT SIDING, 6" LAP, PAINTED (SW 7006 EXTRA WHITE)
D3	FIBER CEMENT BOARD AND BATTEN SIDING, PAINTED (SW 7006 EXTRA WHITE)
E	ADHERED STONE VENEER, SPLIT FACED TRAVERTINE, (PATTERN AND COLOR TO BE SELECTED BY OWNER)
F	SYNTHETIC WOOD 8" LAP SIDING, COLOR OAK (TO BE SELECTED BY OWNER)
G	VINYL WINDOW (4 OVER 1 MUNTIN PATTERN)
H	METAL GUARDRAIL, COLOR: (TO MATCH SW 7048 DARK BRONZE)
K	5' VERTICAL LINEAR DECORATIVE COLUMN SCONCE, (2) AT EACH ENTRY COLUMNS (SEE MATERIAL BOARD)

KEYNOTES	
TAG	KEYNOTE TEXT
K2	BALCONY LIGHTING (SEE MATERIAL BOARD)
L	ASPHALT DIMENSIONAL HIGH PROFILE ROOFING SHINGLES, COLOR: CHARCOAL (TO BE SELECTED BY OWNER)
L1	STANDING SEAM METAL ROOF, COLOR: BRONZE (TO BE SELECTED BY OWNER)
M1	DECORATIVE BOARD AND BATTEN SHUTTERS, COLOR: WOOD LOOK (TO BE SELECTED BY OWNER)
N1	FIBER CEMENT TRIM/FASCIA PAINTED (SW 7048 URBANE BRONZE)
N2	FIBER CEMENT TRIM/FASCIA PAINTED (SW 2807 MEDIUM BROWN)
N3	FIBER CEMENT TRIM/FASCIA PAINTED (SW 6213 HALCYON GREEN)
N5	FIBER CEMENT TRIM/FASCIA PAINTED (SW 7006 EXTRA WHITE)
P4	AC CONDENSER UNIT, TO BE SCREENED BY PLANTING



2 36 UNIT BUILDING - RIGHT ELEVATION

SCALE: 1" = 10'-0"



1 CLUBHOUSE - FLOOR PLAN
SCALE: 1/8" = 1'-0"

KEYNOTES	
TAG	KEYNOTE TEXT
01-007	BUILDING SIGNAGE PER OWNER
C5	FIBER CEMENT SIDING, 4"/10" LAP ALTERNATING, PAINTED (SW 6213 HALCYON GREEN)
C6	FIBER CEMENT SIDING, 6" LAP, PAINTED (SW 2807 MEDIUM BROWN)
D3	FIBER CEMENT BOARD AND BATTEN SIDING, PAINTED (SW 7006 EXTRA WHITE)
G2	STOREFRONT
K	5' VERTICAL LINEAR DECORATIVE COLUMN SCOSCE, (2) AT EACH ENTRY COLUMNS (SEE MATERIAL BOARD)
L	ASPHALT DIMENSIONAL HIGH PROFILE ROOFING SHINGLES, COLOR: CHARCOAL (TO BE SELECTED BY OWNER)
N1	FIBER CEMENT TRIM/FASCIA PAINTED (SW 7048 URBANE BRONZE)
N2	FIBER CEMENT TRIM/FASCIA PAINTED (SW 2807 MEDIUM BROWN)
P4	AC CONDENSER UNIT, TO BE SCREENED BY PLANTING



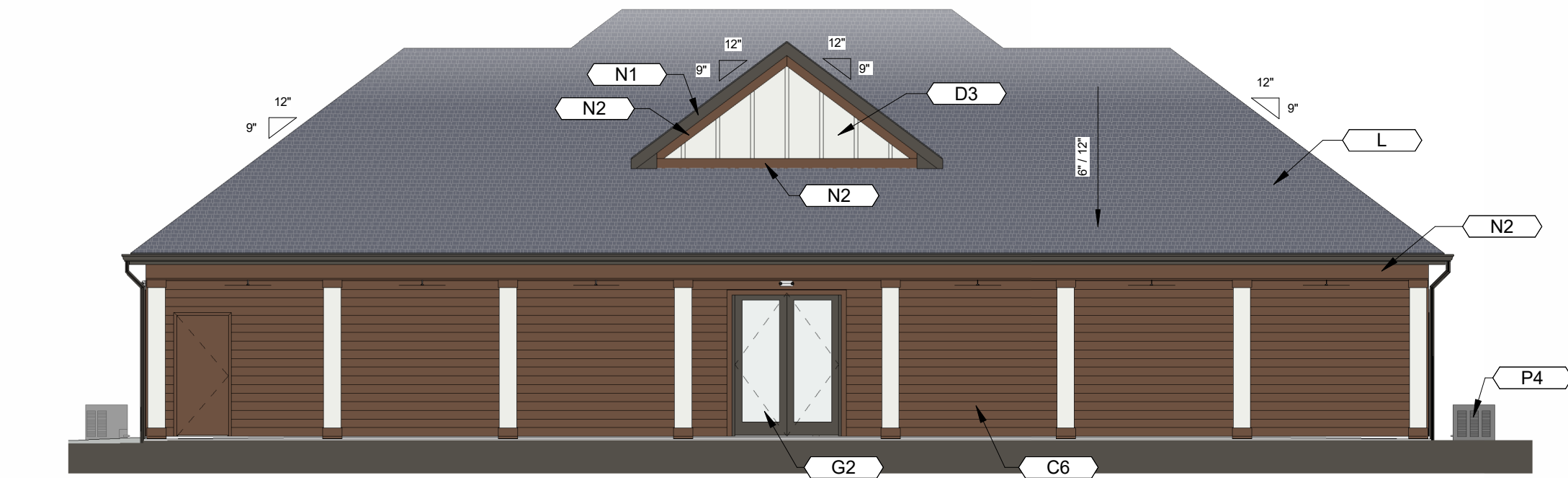
4 CLUBHOUSE - LEFT ELEVATION
SCALE: 1/8" = 1'-0"



2 CLUBHOUSE - FRONT ELEVATION
SCALE: 1/8" = 1'-0"



5 CLUBHOUSE - RIGHT ELEVATION
SCALE: 1/8" = 1'-0"



3 CLUBHOUSE - REAR ELEVATION
SCALE: 1/8" = 1'-0"



ARCHITECT:
Office:
8830 Macon Highway
Building 300
Athens, GA 30606

DEVELOPER:
HILLPOINTE

Corporate Office:
101 South New York Avenue, Unit 211
Winter Park, FL 32789
PH: (407) 752-9004

Operations Office:
8830 Macon Highway
Building 300
Athens, GA 30606
PH: (407) 752-9004

Information: www.hillpointe.com

24- HOUR CONTACT:
Marcus Wiedower
P: (706) 254-3251
Email: mwiedower@hillpointe.com

PROJECT:
POINTE GRAND PETERSON at COLORADO SPRINGS
PETERSON ROAD
COLORADO SPRINGS, COLORADO

KSH# 257003 HP# 26xxxxx

SHEET TITLE:
CLUBHOUSE - PLAN AND ELEVATIONS

ARCHITECT SEAL:

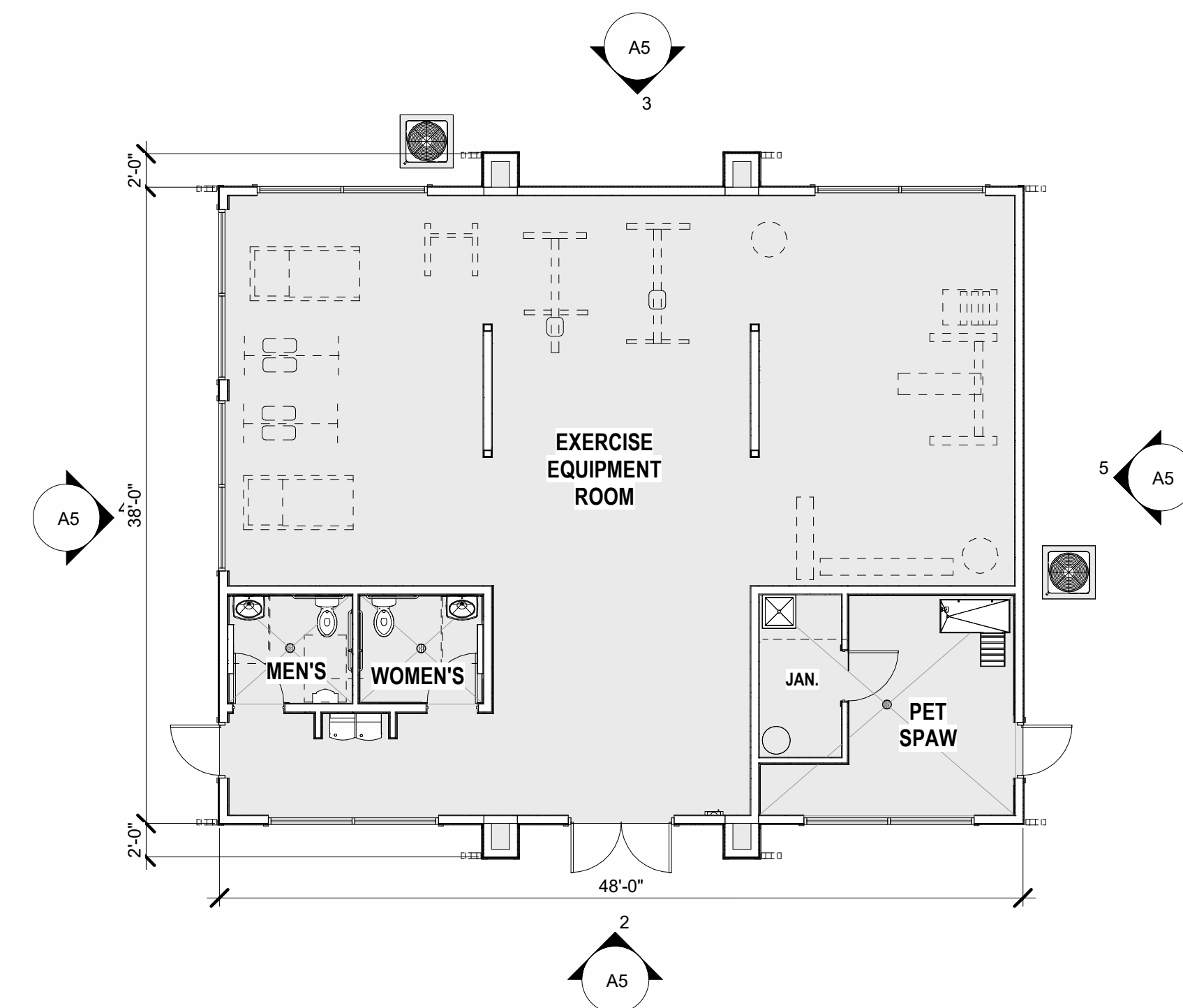
DRAWING DATE: 03/17/26

SITE SUBMITTAL SET

REVISIONS

No.	Issue	Date

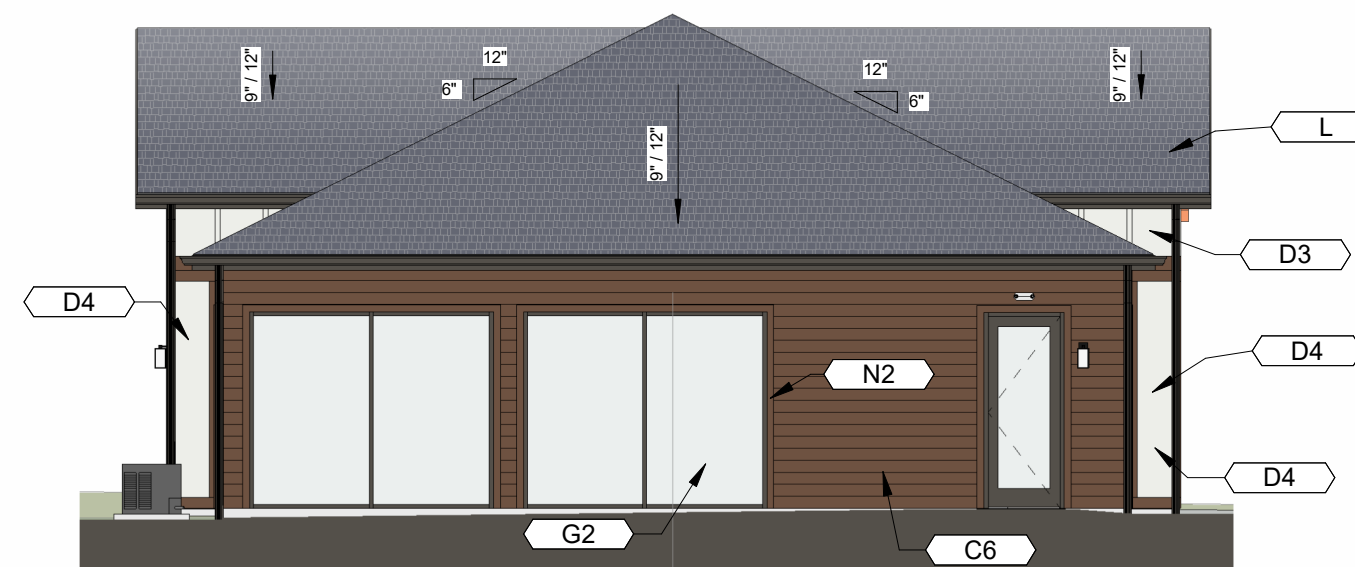
SHEET: **A4**



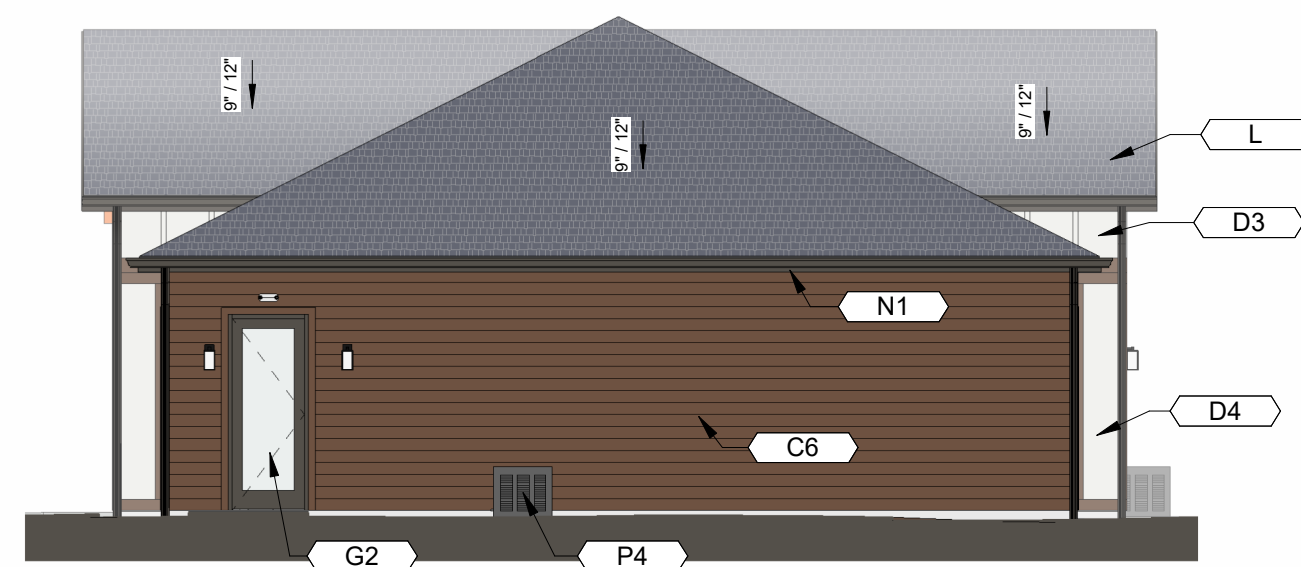
1 FITNESS CENTER - FLOOR PLAN
SCALE: 1/8" = 1'-0"

Confirm if gas service is proposed for pool / fire pit. If so, Gas (and electric) meter locations on building elevations must be shown and labeled, add note "Gas meters must be a minimum of 3-foot from doors, operable windows, or any vents or openings in walls."

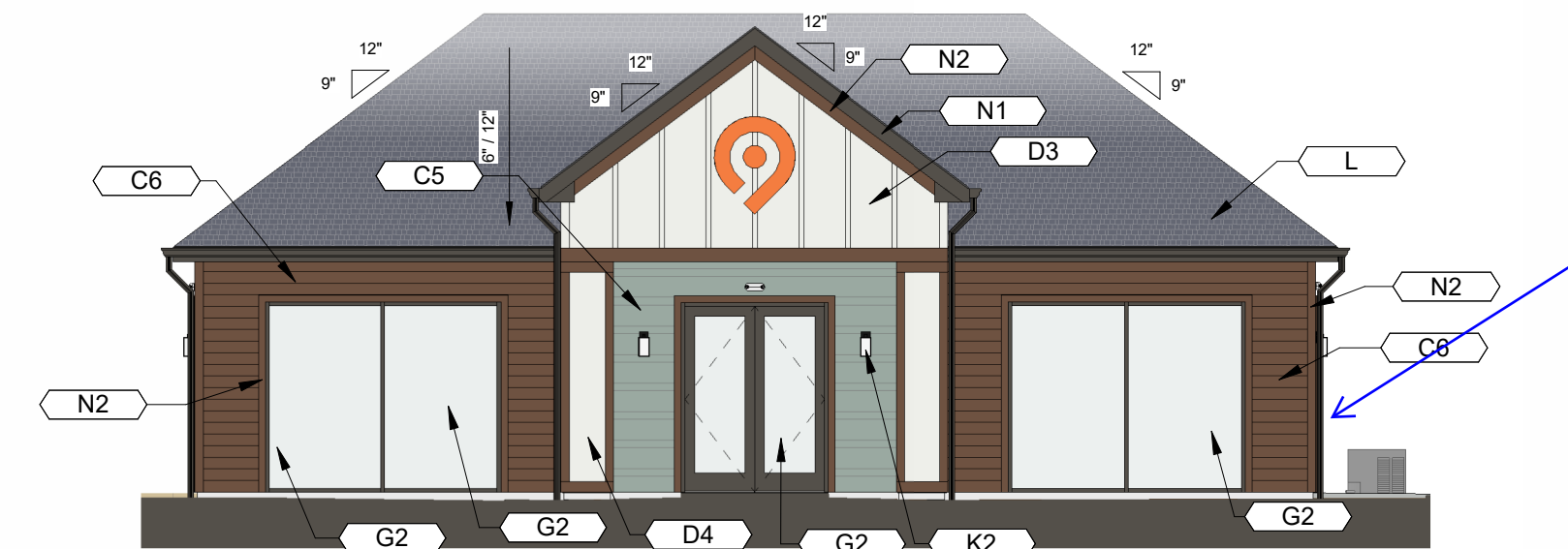
KEYNOTES	
TAG	KEYNOTE TEXT
C5	FIBER CEMENT SIDING, 4"X10" LAP ALTERNATING, PAINTED (SW 6213 HALCYON GREEN)
C6	FIBER CEMENT SIDING, 6" LAP, PAINTED (SW 2807 MEDIUM BROWN)
D3	FIBER CEMENT BOARD AND BATTEN SIDING, PAINTED (SW 7006 EXTRA WHITE)
D4	FIBER CEMENT PANEL PAINTED (SW 7006 EXTRA WHITE)
G2	STOREFRONT
K2	BALCONY LIGHTING (SEE MATERIAL BOARD)
L	ASPHALT DIMENSIONAL HIGH PROFILE ROOFING SHINGLES, COLOR: CHARCOAL (TO BE SELECTED BY OWNER)
N1	FIBER CEMENT TRIM/FASCIA PAINTED (SW 7048 URBANE BRONZE)
N2	FIBER CEMENT TRIM/FASCIA PAINTED (SW 2807 MEDIUM BROWN)
P4	AC CONDENSER UNIT, TO BE SCREENED BY PLANTING



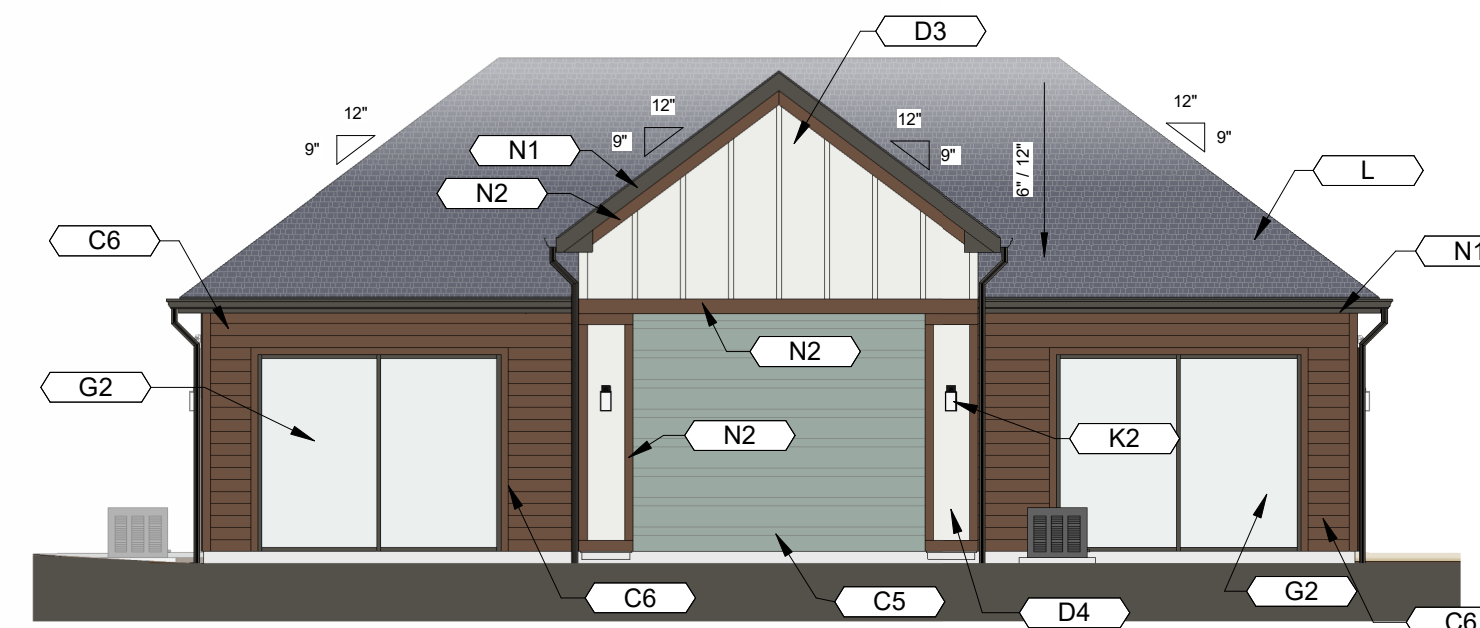
4 FITNESS CENTER - LEFT ELEVATION
SCALE: 1/8" = 1'-0"



5 FITNESS CENTER - RIGHT ELEVATION
SCALE: 1/8" = 1'-0"



2 FITNESS CENTER - FRONT ELEVATION
SCALE: 1/8" = 1'-0"



3 FITNESS CENTER - REAR ELEVATION
SCALE: 1/8" = 1'-0"



Office:
8830 Macon Highway
Building 300
Athens, GA 30606

DEVELOPER:
HILLPOINTE

Corporate Office:
101 South New York Avenue, Unit 211
Winter Park, FL 32789
PH: (407) 752-9004

Operations Office:
8830 Macon Highway
Building 300
Athens, GA 30606
PH: (407) 752-9004

Information: www.hillpointe.com

24- HOUR CONTACT:
Marcus Wiedower
P: (706) 254-3251
Email: mwiedower@hillpointe.com

PROJECT:
**POINTE GRAND
PETERSON at
COLORADO
SPRINGS**

PETERSON ROAD
COLORADO SPRINGS, COLORADO

KSH# 257003 HP# 26xxxxx

SHEET TITLE:
**FITNESS
CENTER - PLAN
AND
ELEVATIONS**

ARCHITECT SEAL:

DRAWING DATE: 03/17/26

SITE SUBMITTAL SET

REVISIONS		
No.	Issue	Date

SHEET: **A5**



Office:
8830 Macon Highway
Building 300
Athens, GA 30606

DEVELOPER:
HILLPOINTE

Corporate Office:
101 South New York Avenue, Unit 211
Winter Park, FL 32789
PH: (407) 752-9004

Operations Office:
8830 Macon Highway
Building 300
Athens, GA 30606
PH: (407) 752-9004

Information: www.hillpointe.com

24- HOUR CONTACT:
Marcus Wiedower
P: (706) 254-3251
Email: mwiedower@hillpointe.com

PROJECT:
**POINTE GRAND
PETERSON at
COLORADO
SPRINGS**

PETERSON ROAD
COLORADO SPRINGS, COLORADO

KSH# 257003 HP# 26xxxxx

SHEET TITLE:
**MAIL BUILDING &
TRASH
ENCLOSURE -
PLAN &
ELEVATIONS**

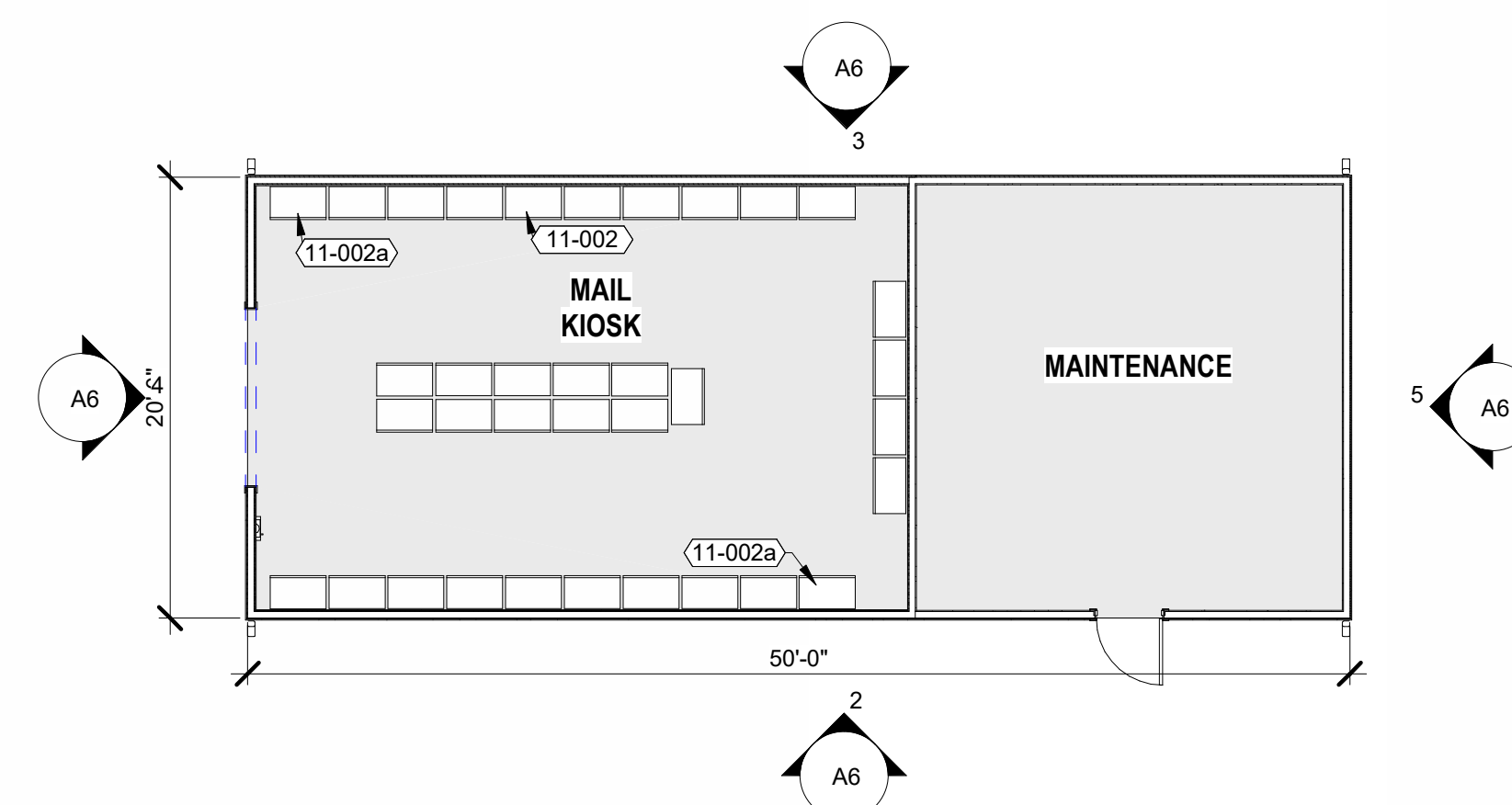
ARCHITECT SEAL:

DRAWING DATE: 03/17/26

SITE SUBMITTAL SET

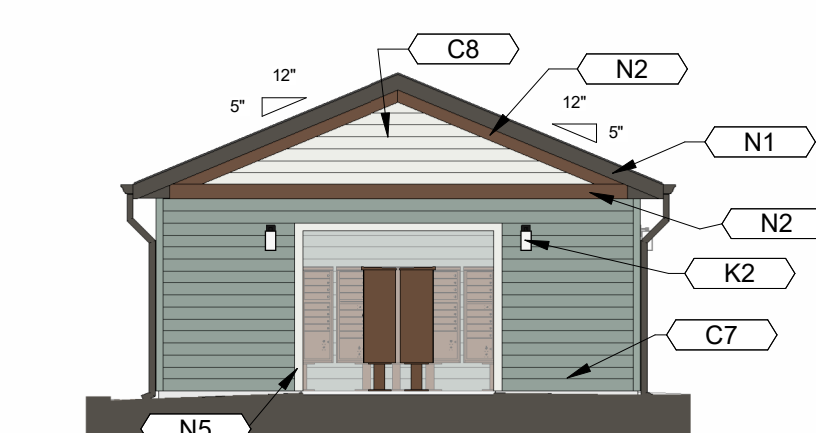
REVISIONS		
No.	Issue	Date

SHEET: **A6**



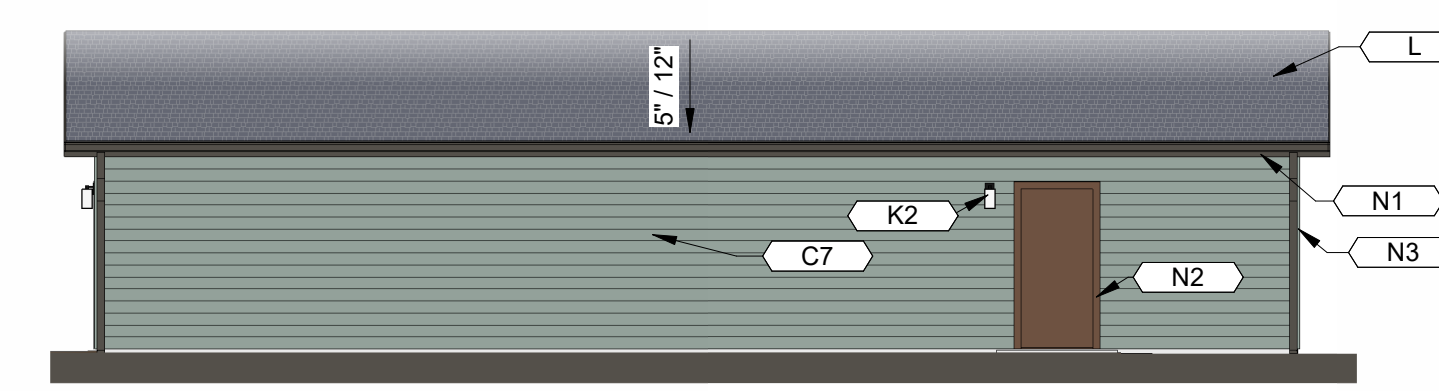
1 MAIL BUILDING - FLOOR PLAN

SCALE: 1/8" = 1'-0"



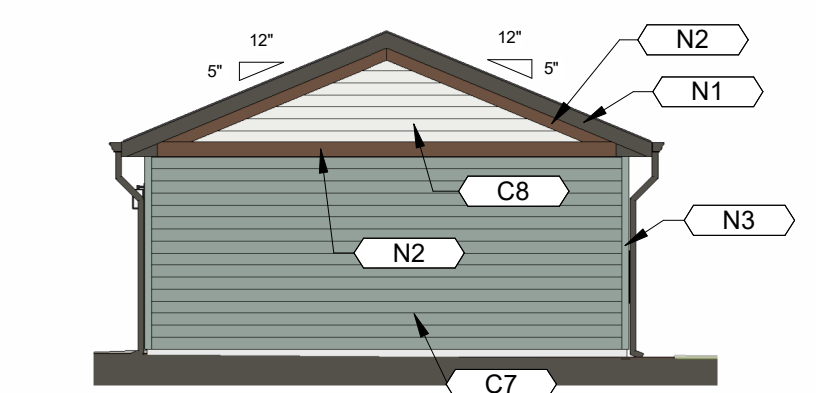
4 MAIL - LEFT SIDE ELEV.

SCALE: 1/8" = 1'-0"



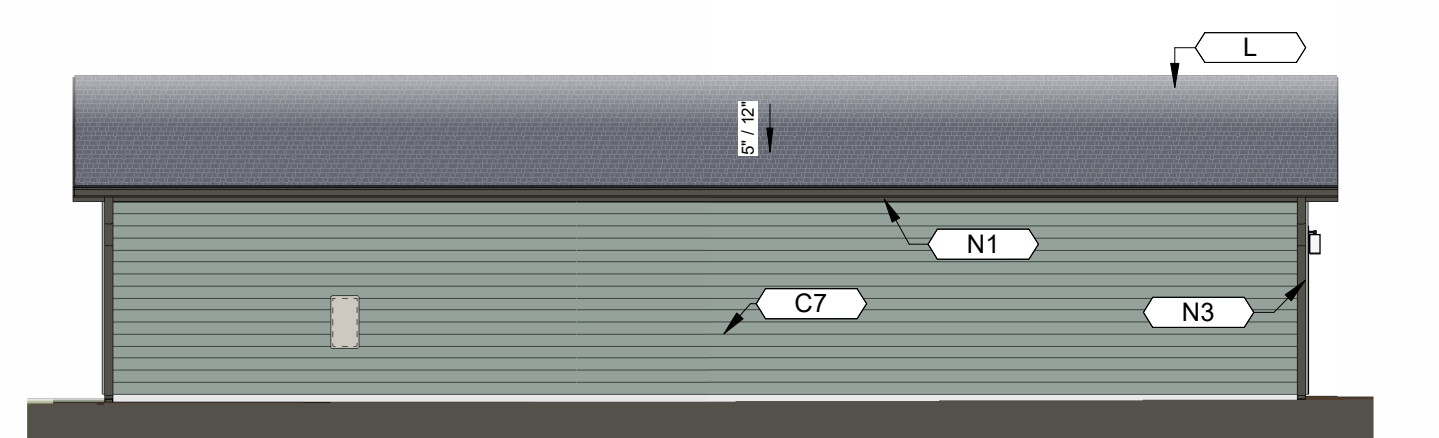
2 MAIL BUILDING - FRONT ELEVATION

SCALE: 1/8" = 1'-0"



5 MAIL - RIGHT SIDE ELEV.

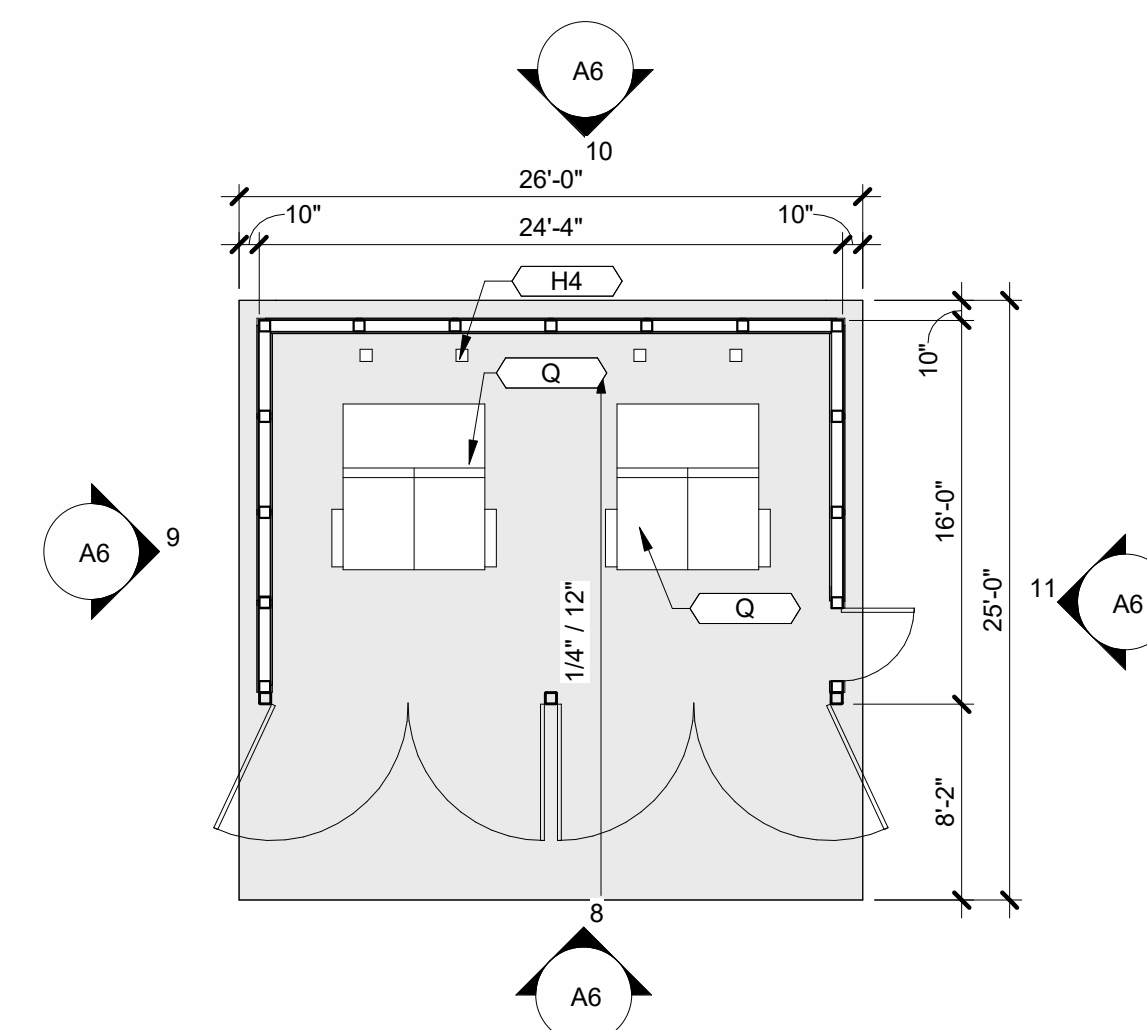
SCALE: 1/8" = 1'-0"



3 MAIL BUILDING - REAR ELEVATION

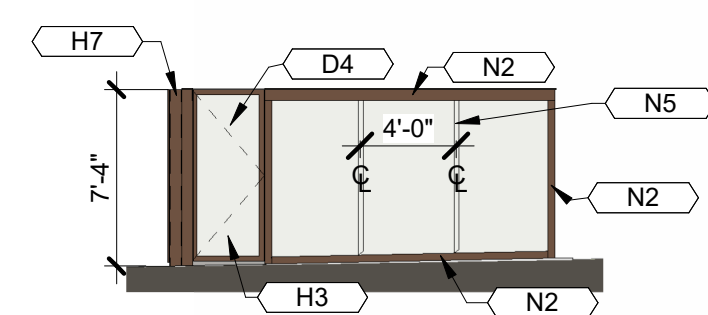
SCALE: 1/8" = 1'-0"

KEYNOTES	
TAG	KEYNOTE TEXT
11-002	M UNIT = 16 UNIT CLUSTER MAIL BOX, VITAL 1570-16 BY FLORENCE CORP. OR EQUAL, WITH (16) MAILBOXES, (1) OUTGOING MAIL & (2) PARCEL LOCKERS SEE 5/A201 FOR POSTAL STANDARDS, COLOR TO BE SELECTED BY OWNER
11-002a	P UNIT = 4 UNIT CLUSTER MAIL BOX, VITAL 1590-T2 BY FLORENCE CORP. OR EQUAL, WITH (4) PARCEL LOCKERS SEE 6/A201 FOR POSTAL STANDARDS, COLOR TO BE SELECTED BY OWNER
C7	FIBER CEMENT SIDING, 6" LAP, PAINTED (SW 6213 HALCYON GREEN)
C8	FIBER CEMENT SIDING, 6" LAP, PAINTED (SW 7006 EXTRA WHITE)
D4	FIBER CEMENT PANEL PAINTED (SW 7006 EXTRA WHITE)
H3	CUSTOM MADE STEEL FRAMED GATES W/ FIBER CEMENT SIDING APPLIED
H4	STEEL PIPE BOLLARD, PAINTED YELLOW
H7	STEEL POST PAINTED, (SW 2807 MEDIUM BROWN)
K2	BALCONY LIGHTING (SEE MATERIAL BOARD)
L	ASPHALT DIMENSIONAL HIGH PROFILE ROOFING SHINGLES, COLOR: CHARCOAL (TO BE SELECTED BY OWNER)
N1	FIBER CEMENT TRIM/FASCIA PAINTED (SW 7048 URBANE BRONZE)
N2	FIBER CEMENT TRIM/FASCIA PAINTED (SW 2807 MEDIUM BROWN)
N3	FIBER CEMENT TRIM/FASCIA PAINTED (SW 6213 HALCYON GREEN)
N5	FIBER CEMENT TRIM/FASCIA PAINTED (SW 7006 EXTRA WHITE)
Q	DUMPSTER, BY OTHERS



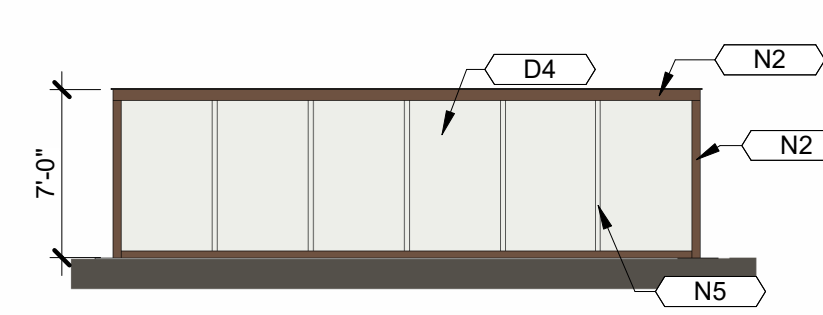
7 TRASH ENCLOSURE - PLAN

SCALE: 1/8" = 1'-0"



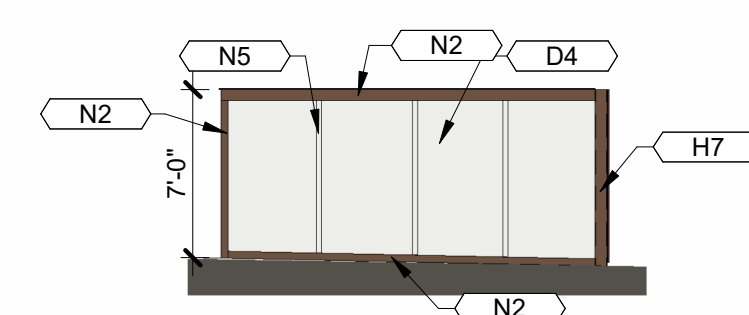
11 TRASH - RIGHT SIDE ELEV.

SCALE: 1/8" = 1'-0"



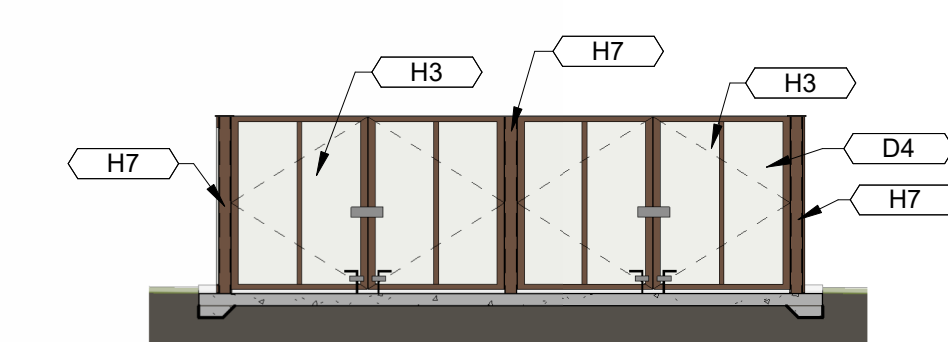
10 TRASH - REAR ELEVATION

SCALE: 1/8" = 1'-0"



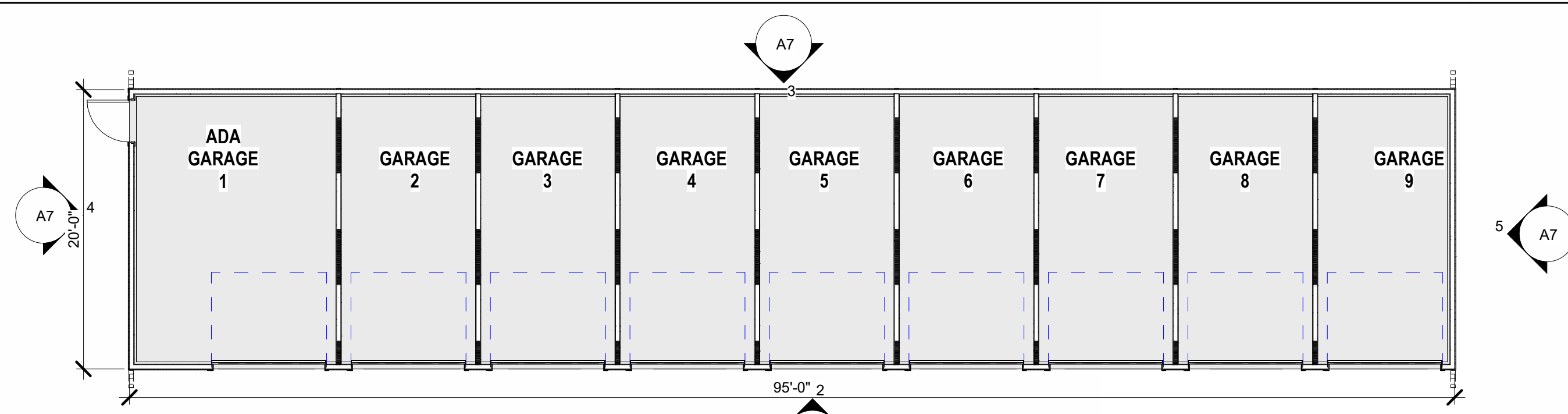
9 TRASH - LEFT SIDE ELEV.

SCALE: 1/8" = 1'-0"



8 TRASH - FRONT ELEVATION

SCALE: 1/8" = 1'-0"



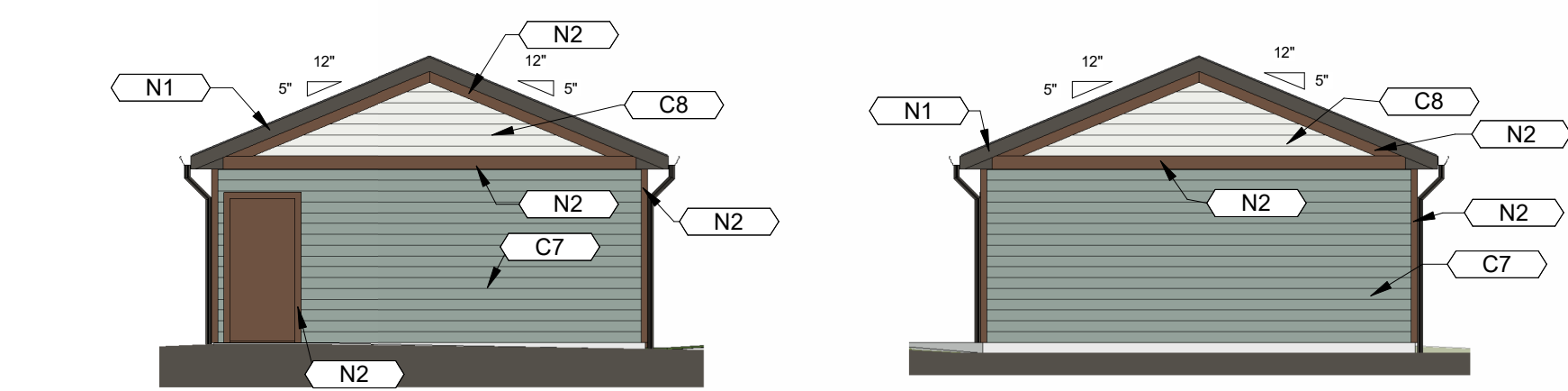
1 GARAGE G9HC - FLOOR PLAN

SCALE: 1/8" = 1'-0"



2 GARAGE G9HC - FRONT ELEVATION

SCALE: 1/8" = 1'-0"




4 GARAGE G9HC - LEFT

SCALE: 1/8" = 1'-0"

5 GARAGE G9HC - RIGHT

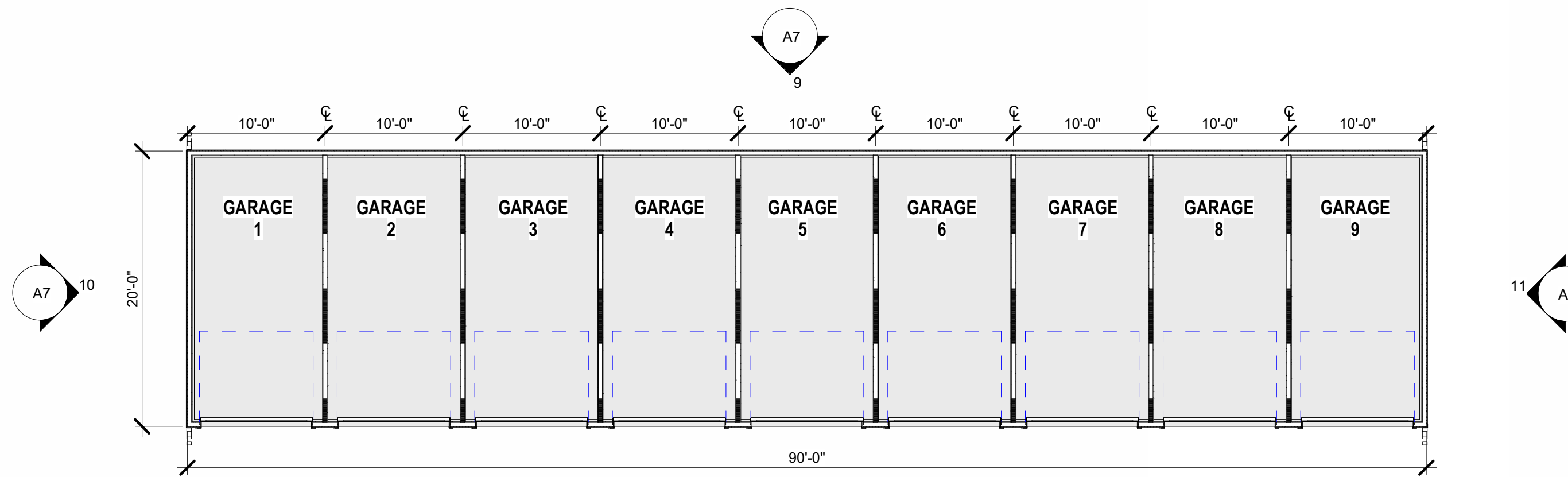
SCALE: 1/8" = 1'-0"



3 GARAGE G9HC - REAR ELEVATION


SCALE: 1/8" = 1'-0"

KEYNOTES	
TAG	KEYNOTE TEXT
C7	FIBER CEMENT SIDING, 6" LAP, PAINTED (SW 6213 HALCYON GREEN)
C8	FIBER CEMENT SIDING, 6" LAP, PAINTED (SW 7006 EXTRA WHITE)
G19	GARAGE DOOR, PAINTED: (SW 2807 MEDIUM BROWN)
L	ASPHALT DIMENSIONAL HIGH PROFILE ROOFING SHINGLES, COLOR: CHARCOAL (TO BE SELECTED BY OWNER)
N1	FIBER CEMENT TRIM/FASCIA PAINTED (SW 7048 URBANE BRONZE)
N2	FIBER CEMENT TRIM/FASCIA PAINTED (SW 2807 MEDIUM BROWN)
N3	FIBER CEMENT TRIM/FASCIA PAINTED (SW 6213 HALCYON GREEN)



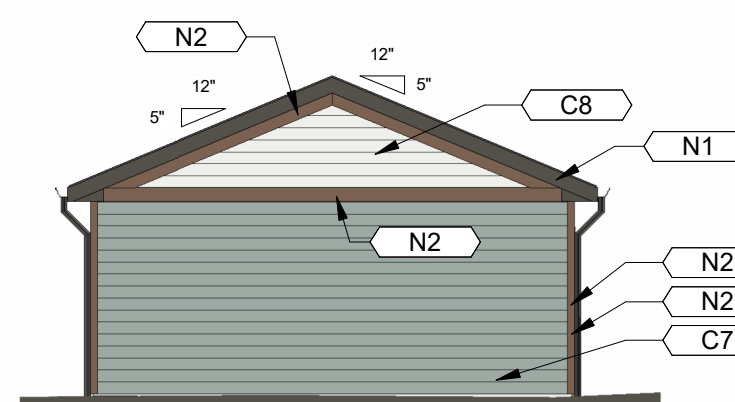
7 GARAGE G9 - FLOOR PLAN (DS)

SCALE: 1/8" = 1'-0"



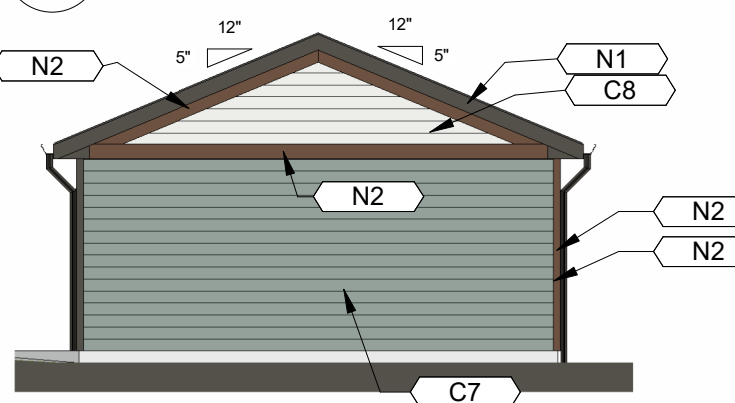
8 GARAGE G9 - FRONT ELEVATION

SCALE: 1/8" = 1'-0"




10 GARAGE G9 - LEFT

SCALE: 1/8" = 1'-0"



11 GARAGE G9 - RIGHT

SCALE: 1/8" = 1'-0"



9 GARAGE G9 - REAR ELEVATION

SCALE: 1/8" = 1'-0"

ARCHITECT:



Office:

8830 Macon Highway
Building 300
Athens, GA 30606

DEVELOPER:



Corporate Office:

101 South New York Avenue, Unit 211
Winter Park, FL 32789
PH: (407) 752-9004

Operations Office:

8830 Macon Highway
Building 300
Athens, GA 30606
PH: (407) 752-9004

Information: www.hillpointe.com

24- HOUR CONTACT:

Marcus Wiedower
P: (706) 254-3251
Email: mwiedower@hillpointe.com

PROJECT:

POINTE GRAND PETERSON at COLORADO SPRINGS

PETERSON ROAD
COLORADO SPRINGS, COLORADO

KSH# 257003

HP# 26xxxxx

SHEET TITLE:

GARAGE - PLANS & ELEVATIONS

ARCHITECT SEAL:

DRAWING DATE: 03/17/26

SITE SUBMITTAL SET

REVISIONS		
No.	Issue	Date

SHEET: A7