

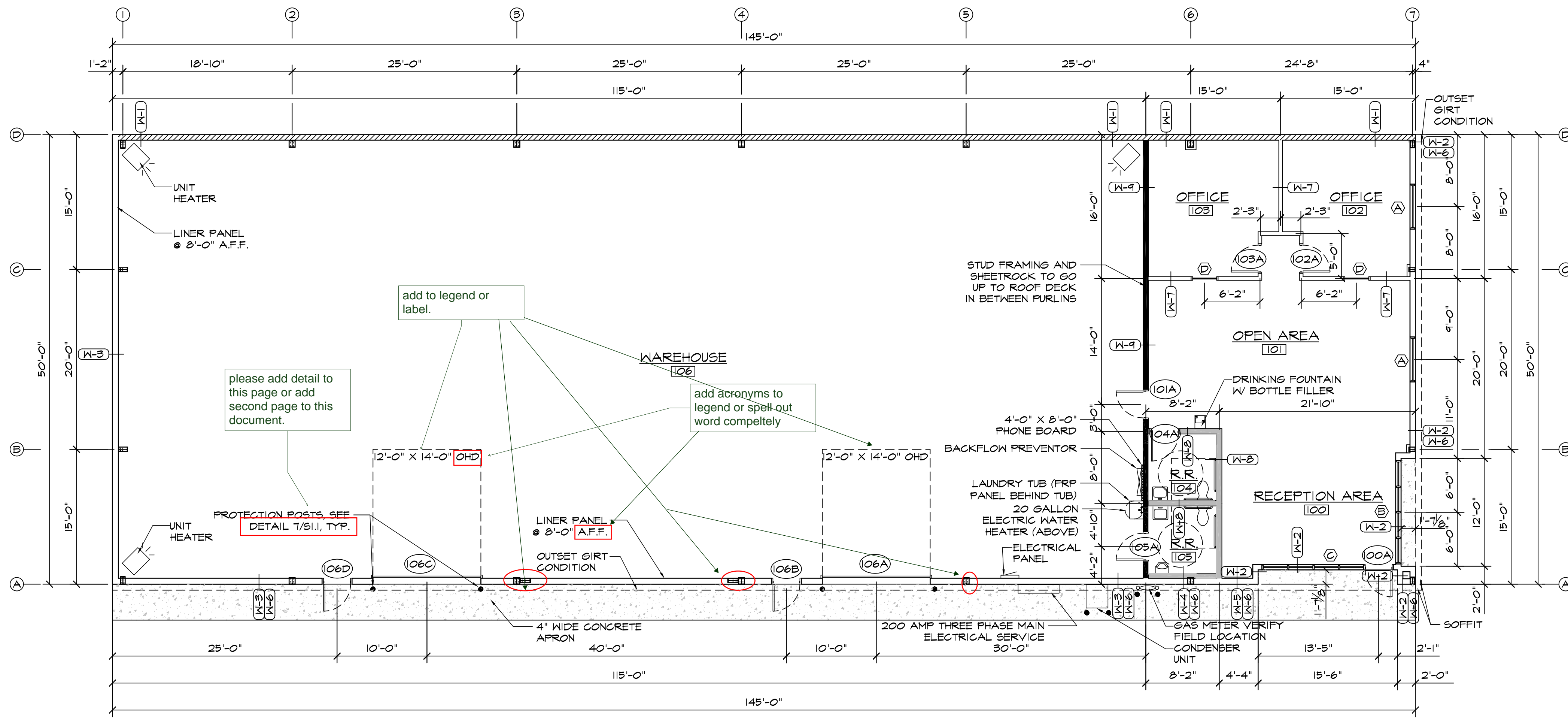
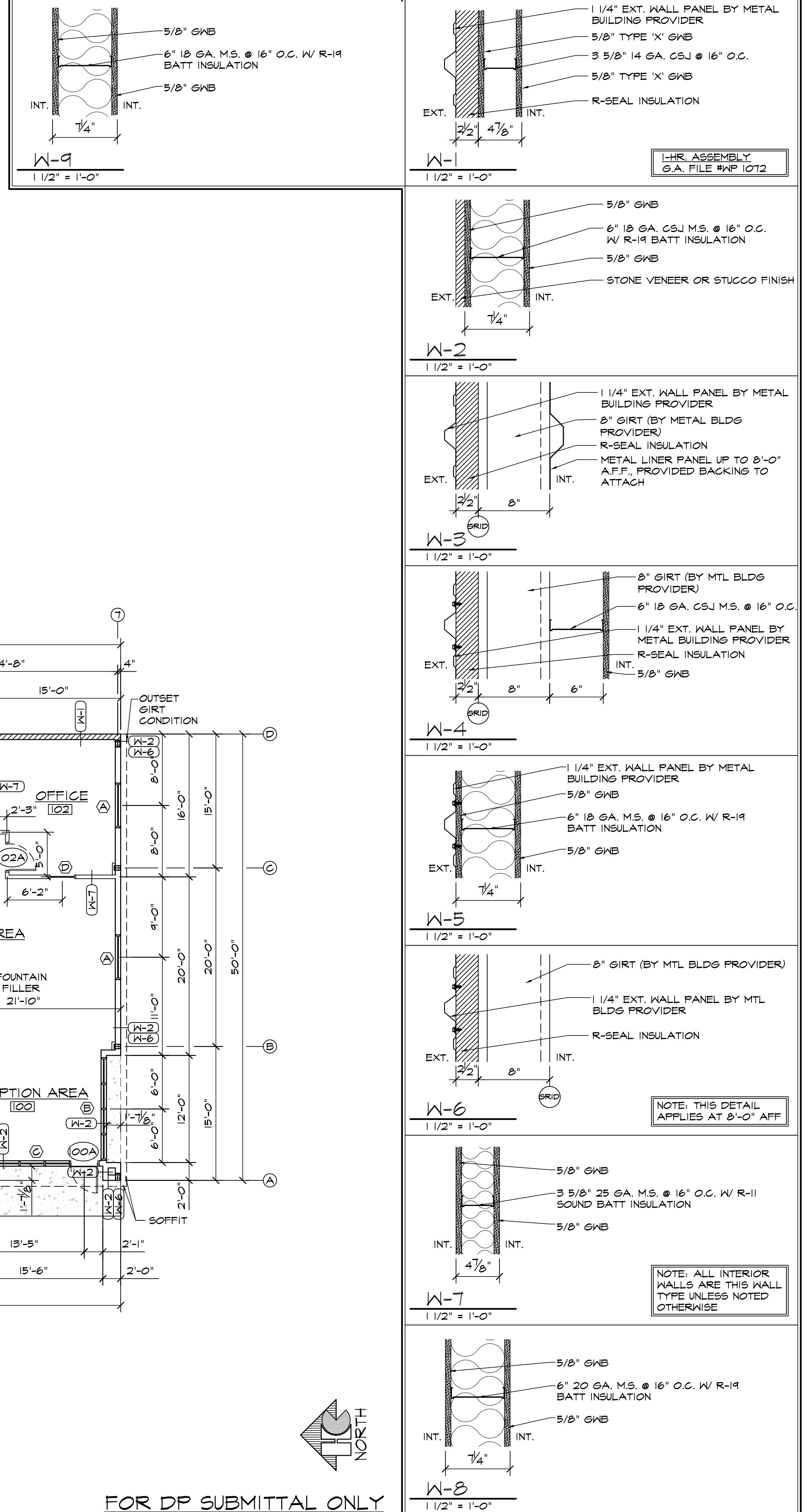
GENERAL FLOOR PLAN NOTES

- REFERENCE DOOR SCHEDULE FOR ALL DOOR TYPES, HARDWARE AND ETC.
- EXIT DOORS SHALL SWING IN THE DIRECTION OF EXIT TRAVEL WHEN SERVING ANY HAZARDOUS AREA OR WHEN SERVING AN OCCUPANT LOAD OF 50 OR MORE.
- ALL GLAZING IN DOORS OR WITHIN TWENTY FOUR INCHES (24") OF DOORS AND WITHIN EIGHTEEN INCHES (18") OF WALKING SURFACE SHALL BE TEMPERED.
- PROVIDE A DOOR CLOSER AT ALL (1-HOUR WALL OR GREATER) DOORS AND RESTROOM DOORS.
- SPRING AND MOTOR MOUNTS AND RELATED SUPPORTS TO BE SUPPLIED AND INSTALLED BY OVERHEAD DOOR MANUFACTURER.
- PROVIDE CONTROL JOINTS AT A MIN. OF 30'-0" AT ALL GYP. BD. WALLS.
- PROVIDE TRANSITION STRIPS AT ALL FLOOR MATERIAL CHANGES.
- PROVIDE GAP TRIM AT ALL LINER PANEL.
- FINISH FLOOR ELEVATIONS ARE TO TOP OF CONCRETE, UNLESS NOTED OTHERWISE. FLOOR SLABS ARE TO BE LEVEL WITHIN CLASS B TOLERANCES. REFER TO CIVIL AND STRUCTURAL DRAWINGS FOR ADDITIONAL INFORMATION.
- REFER TO PLUMBING PLANS FOR HOSE BIB LOCATIONS AND LANDSCAPE METER/STUB LOCATIONS.
- DOOR OPENINGS IN PARTITIONS NOT DIMENSIONED ARE TO BE LOCATED WITHIN 4" OF ADJACENT PERPENDICULAR PARTITION. PROVIDE 18" CLEAR AT STRIKE SIDE AND 12" ON PUSH SIDE OF DOOR OPENING.
- ALL INTERIOR WALLS AND PARTITIONS SHALL BE TAPED AND SANDED SMOOTH TO RECEIVE PAINT OR WALL FINISH MATERIAL.
- REFER TO ROOM FINISH SCHEDULE FOR WALL TEXTURE AND FINISH.
- FURNISH AND INSTALL 1/8" GAUGE METAL STRAP FOR WALL BACKING AT DOOR STOPS, HANGING WALL, EQUIPMENT, ETC. VERIFY EXACT BACKING LOCATIONS PRIOR TO INSTALLATION.
- PROVIDE AND LOCATE, ACCESS DOORS AND PANELS IN THE WALL AS REQUIRED TO PROVIDE ACCESS TO FIRE SPRINKLER, PLUMBING AND ELECTRICAL WORK.
- ALL PLUMBING CLEANOUTS SHALL BE INSTALLED WHERE READILY ACCESSIBLE. THE CONTRACTOR SHALL COORDINATE ALL CLEAN-OUT LOCATIONS WITH EQUIPMENT. PROPER CAPS MUST BE INSTALLED PRIOR TO COMPLETION OF INTERIOR AND EXTERIOR.
- PROVIDE AND INSTALL STIFFENERS, BRACING, BACK-UP PLATES AND/OR SUPPORTING BRACKETS AS REQUIRED FOR THE INSTALLATION OF WALL MOUNTED OR SUSPENDED, ELECTRICAL AND MISC. EQUIPMENT.
- ALL EXTERIOR DOORS MUST OPEN OVER A LANDING NOT MORE THEN 1/2" BELOW THRESHOLD.
- PROVIDE A SLIP-TRACK ASSEMBLY AT ALL PARTITION WALLS THAT GO TO BOTTOM OF DECK OR STRUCTURE.
- PREPARE ALL FLOOR SURFACES AND WALLS AS REQUIRED TO RECEIVE FINISHES.
- REFER TO CIVIL AND ACI FOR ALL EXTERIOR SIDEWALK LOCATIONS.
- ALL MECH., ELEC. & PLUMB. REQUIREMENTS FOR EQUIPMENT SHOWN TO BE VERIFIED & COORD. W/ G.C. PRIOR TO INSTALLATION.
- REFER TO MECH., ELEC. & PLUMB. FOR BUILDING SYSTEMS EQUIPMENT.
- PROVIDE SAW CUT IN CONCRETE SLAB AT A MIN. OF 10'-0" O.C.


FLOOR PLAN LEGEND

- FULL HEIGHT WALL
- 6" PLUMBING, 9'-0" HIGH WALL
- 1 HR. RATED WALL
- 9'-0" HIGH WALL

WALL TYPE DETAILS



FLOOR PLAN
SCALE: 1/8"=1'-0"



FOR DP SUBMITTAL ONLY

HAMMERS CONSTRUCTION INC.
COMMERCIAL GENERAL CONTRACTORS SPECIALIZING IN DESIGN/BUILD
PRESIDENT: STEVE R. HAMMERS
VICE PRES: DAVID J. HAMMERS
1411 WOOLSEY HEIGHTS
COLORADO SPRINGS, CO 80915
(719) 570-1599 FAX (719) 570-7008
www.hammersconstruction.com

THIS DRAWING CONTAINS MATERIAL & INFORMATION WHICH MAY NOT BE REPRODUCED WITHOUT WRITTEN CONSENT OF HAMMERS CONSTRUCTION, INC. THESE DRAWINGS ARE INTENDED TO BE USED ONLY BY HAMMERS CONSTRUCTION & ITS REPRESENTATIVES. THESE DRAWINGS HAVE NOT BEEN PREPARED FOR ANY OTHER PURPOSE THAN TO INDICATE THE GENERAL FEATURES AND PLACEMENT OF THE PROPOSED PROJECT. COPYRIGHT © 2021 HAMMERS CONSTRUCTION

CBP 2,1 - LOT 6
7756 GARY WATSON POINT
COLORADO SPRINGS, CO 80915
EL PASO COUNTY, COLORADO

DATE: MAR 16, 2021
DRAWN BY: A. MADALONE
PROJ. MGR: R. GREEN
SCALE: SEE PLAN
APPROVED BY:
JOB NO: 1164

REVISIONS:

A1.1
FLOOR PLAN