



LSC TRANSPORTATION CONSULTANTS, INC.
2504 East Pikes Peak Avenue, Suite 304
Colorado Springs, CO 80909
(719) 633-2868
FAX (719) 633-5430
E-mail: lsc@lsctrans.com
Website: <http://www.lsctrans.com>

July 12, 2024

Colleen Monahan, P.E., LEED AP
Site Leader | Group Leader – Land Development
HR Green
1975 Research Parkway | Suite 160
Colorado Springs, CO 80920

Re: Roundabout Design Report
Eastonville Road/Rex Road
EPC PCD File No. CDR2321
LSC #224380

Dear Colleen,

We are pleased to submit this roundabout design report for the proposed intersection of Eastonville Road/Rex Road in Grandview Reserve community (Phase 1) in the Falcon area of El Paso County, Colorado. This intersection will be constructed as a modern roundabout intersection. The roundabout has been designed for one through lane in each direction on each approach.

Roundabout Layouts

The attached Figure 1 and “Roundabout Critical Design Parameters” table show the geometric layout and roundabout design parameters. The overall (“inscribed circle”) diameter is 150 feet and the entry phi angles are between 16.0 and 22.5 degrees on each of the approaches.

Design Vehicles

The roundabout Figures 2 through 5 show vehicle turning paths through the proposed roundabout for all approaches. The design vehicle is WB-67 per the El Paso County *Engineering Criteria Manual (ECM)*. The results show the WB-67 vehicle type could be accommodated. A minimum of one foot of clearance is maintained between all wheel paths and vertical curbs.

Design Speeds

The attached Figures 6 through 9 show the estimated fastest path radii for each of the approaches to the proposed roundabout. These paths are drawn in accordance with the

methodology outlined in the Wisconsin Department of Transportation (WSDOT) *Facilities Development Manual* (Chapter 11, Section 26). The fastest entry path should generally be no more than about 25 miles per hour (mph) for single-lane approaches and 30 mph for two-lane approaches (not applicable at this roundabout). The fastest entry path for each of the four approaches meets the 25-mph criteria.

Pedestrian Safety and Accessibility

Pedestrian crossings with pedestrian refuge areas on the splitter islands have been designed on all four approaches. The *WSDOT Facilities Development Manual* (Chapter 11, Section 26) gives recommendations for placement and design of pedestrian crossings. The recommendations given in the *WSDOT Facilities Development Manual* (Chapter 11, Section 26) were followed in the proposed design, including the following:

- Pedestrian refuge widths are a minimum of 6 feet;
- Pedestrian refuge widths that will accommodate bicycles should be increased to a minimum of 10 feet;
- Pedestrian crossings are generally set back 25 feet from the yield line.

In addition, detached sidewalks should be provided on the corners of the roundabout that provide pedestrian crossings. The following recommendations are given when designing the vertical aspects of the proposed roundabout:

- Pedestrian refuge areas should be designed at street level rather than elevated to the height of the splitter island;
- Ramps should be provided and designed in accordance with ADA standards on each end of the crosswalk;
- Detectable warning surfaces in accordance with ADA standards should be provided at ramps and the pedestrian refuge area of the splitter islands;
- The truck apron should be textured and raised above the circulating roadway. The truck apron width (18.5') is shown on Figure 1. The specific design will be determined as part of the construction plans.

Sight Triangles

The sight triangles are shown in Figure 8. The sight triangles represent areas in which no items taller than two feet that would restrict sight distance should be located. The general Eastonville Road corridor design speed is 50 mph.

* * * * *


We trust that our findings and recommendations will assist in the planning and design of the proposed roundabout. Please call if we can be of further assistance.

Respectfully submitted,

LSC Transportation Consultants, Inc.

By: _____

Christopher S. McGranahan
Principal/President



7-12-24

CSM/JCH:jas

Enclosures: Roundabout Critical Design Parameters Table
Roundabout Figures 1-10

EPC PCD File No. CDR2321
Eastonville Road Roundabouts (Grandview Reserve)
(LSC#S224380)
Eastonville Road & Rex Road Roundabout
County: El Paso

ROUNDAABOUT CRITICAL DESIGN PARAMETERS

DESIGN PARAMETERS	LEG 1	LEG 2	LEG 3	LEG 4	LEG 5	LEG 6
Approach Width, FT	16.8	17.0	17.0	18.4		
Entry Width, FT	21.4	21.5	21.4	21.5		
Entry Angle, PHI Φ , DEG	20.0	21.0	16.0	22.5		
Inscribed Circle Diameter, FT	150.0	150.0	150.0	150.0		
Exit Width, FT	20.0	21.0	20.0	21.0		
Circulating Roadway Width Upstream of Entry, FT	18.0	18.0	18.0	18.0		

FASTEST SPEED PATH

R_1 , Radius/Speed, FT/MPH	140	23	128	22	128	22	135	23		
R_2 , Radius/Speed, FT/MPH	130	22	100	20	95	20	96	20		
R_3 , Radius/Speed, FT/MPH	330	31	410	33	433	34	1000	<40		
R_4 , Radius/Speed, FT/MPH	60	17	60	17	60	17	60	17		
R_5 , Radius/Speed, FT/MPH	115	21	110	21	128	22	95	20		
Bypass R_5 , Radius/Speed, FT/MPH										

MINIMUM SIGHT PARAMETERS

Approach Design Speed, MPH	50.0	50.0	50.0	50.0		
Horizontal Stopping Sight Distance, FT	368.0	368.0	368.0	368.0		
Circulating Intersection Sight Distance, FT/MPH	125	17	124	17	125	17
Entering Intersection Sight Distance, FT/MPH	156	24	163	24	154	24

Design Vehicle: WB-67

Truck Apron Width: 18.5

OSOW Accommodations: N/A


Circulating Roadway Cross-Slope: 2% or less

Access Control: N/A

Parking Control: No Parking

Bicycle & Pedestrian Accommodations: Ped ramps and sidewalks

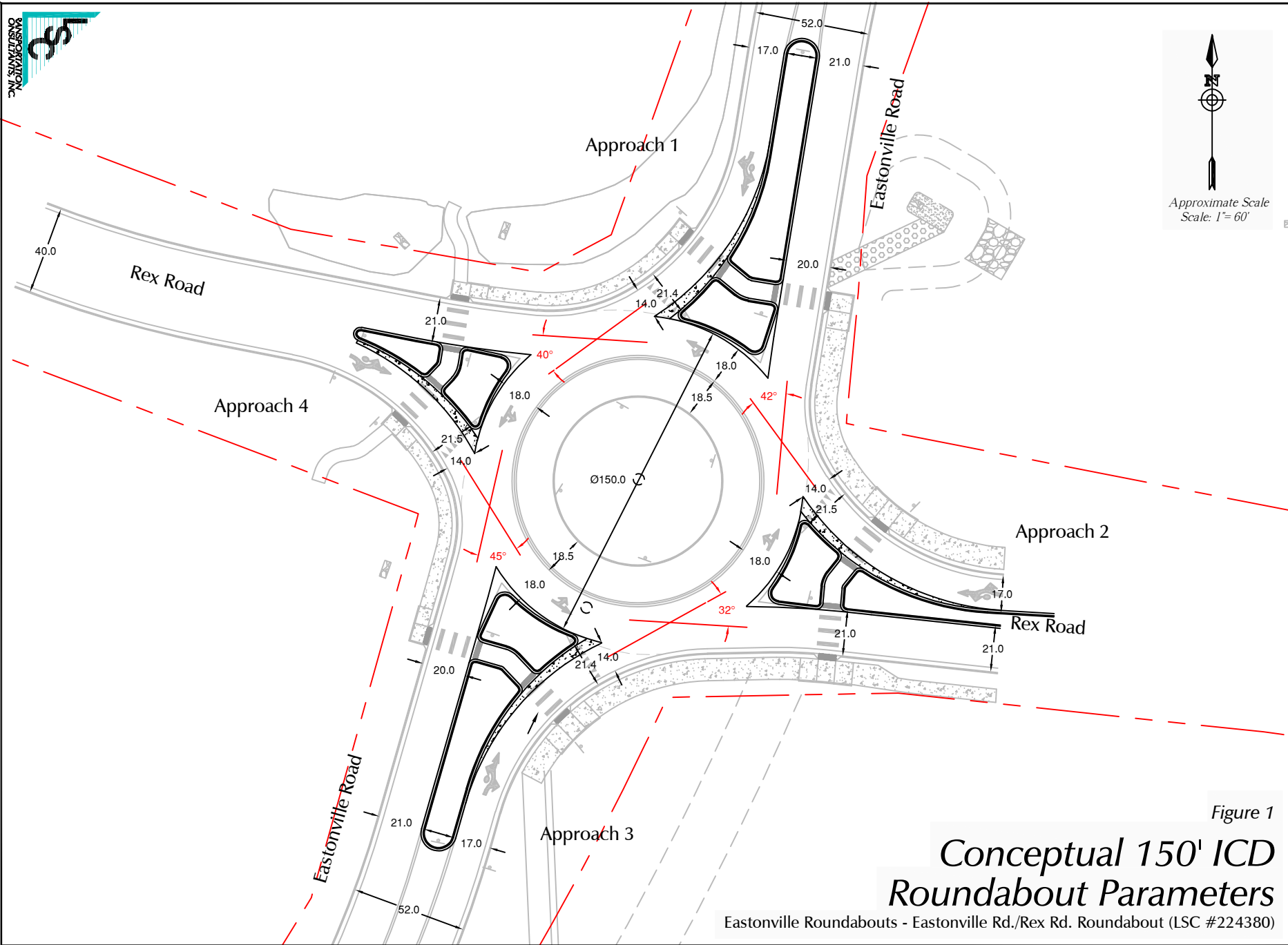
Designer: Matt Romero
 Reviewer: Chris McGranahan, P.E.

SIGNATURE: 

DATE: 7/12/2024

NAME: Christopher S. McGranahan, P.E.

The reviewer's signature on this document indicates that the design has been reviewed and is in general compliance with good roundabout principals. The critical design elements have been addressed. The project design engineer in responsible charge of final plan development will stamp the plans when applicable.



North Arrow
Approximate Scale
Scale: 1" = 60'

Figure 1
**Conceptual 150' ICD
Roundabout Parameters**
Eastonville Roundabouts - Eastonville Rd./Rex Rd. Roundabout (LSC #224380)

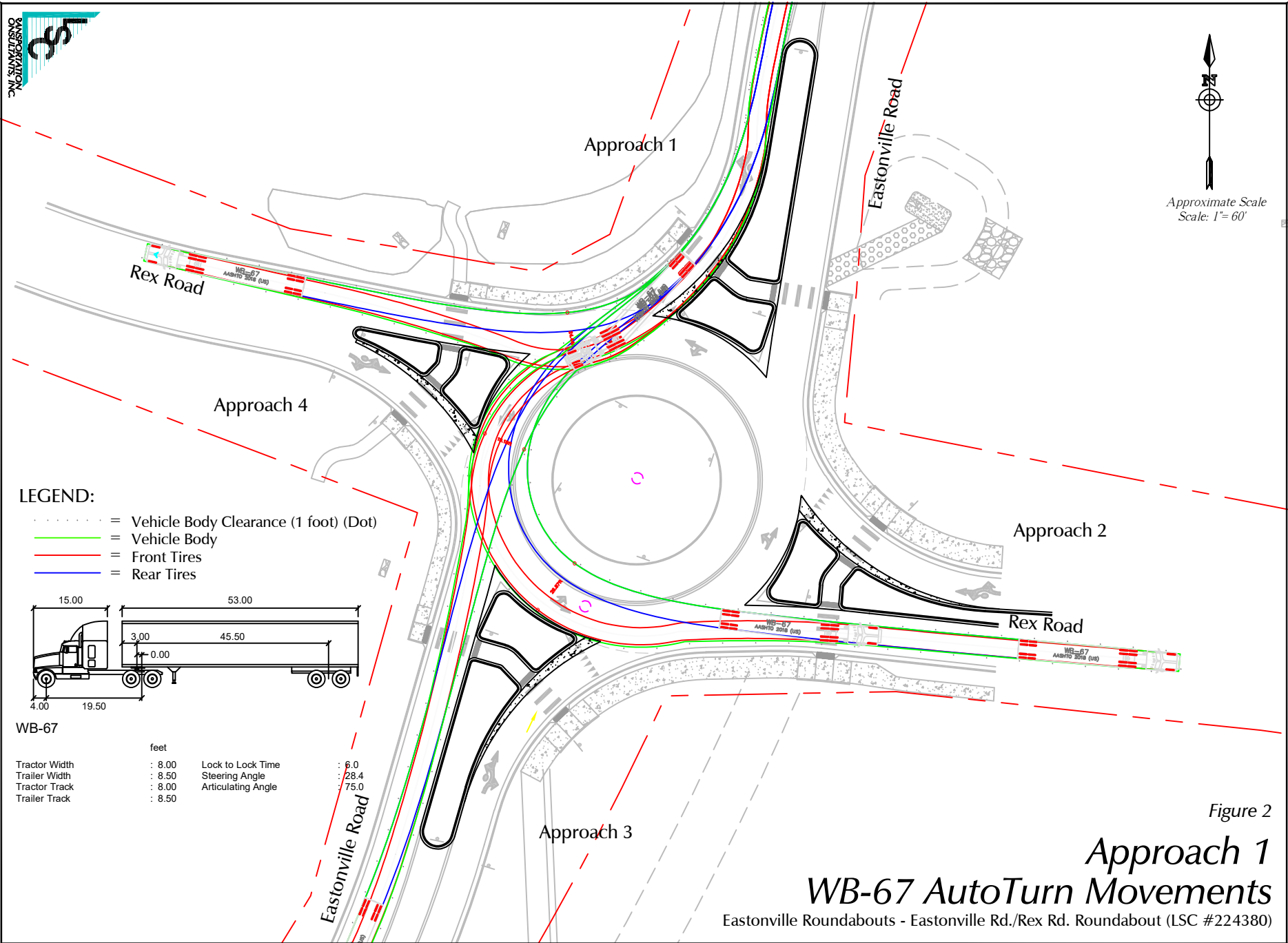


Figure 2
Approach 1
WB-67 AutoTurn Movements

Eastonville Roundabouts - Eastonville Rd./Rex Rd. Roundabout (LSC #224380)

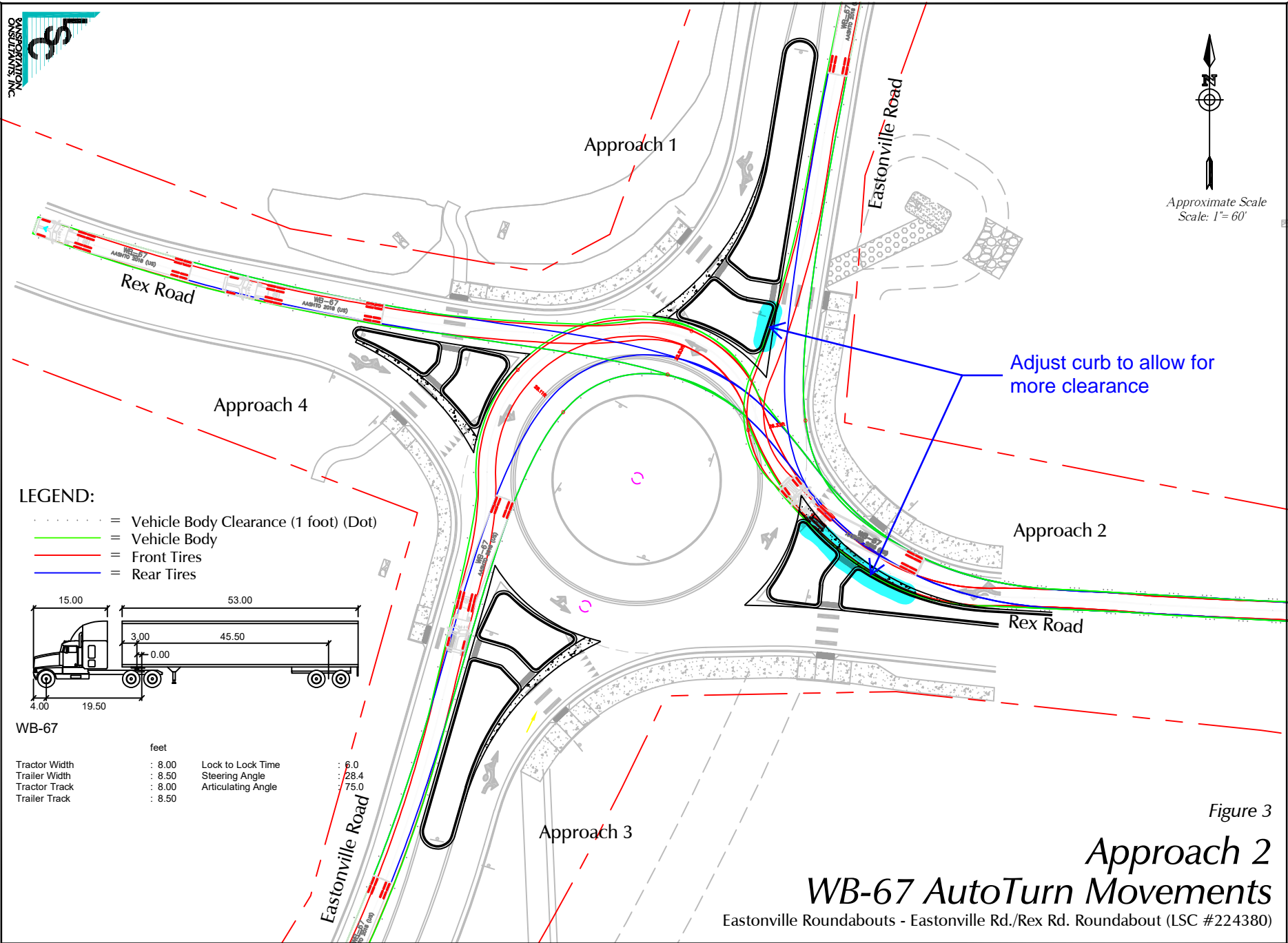


Figure 3
Approach 2
WB-67 AutoTurn Movements
Eastonville Roundabouts - Eastonville Rd./Rex Rd. Roundabout (LSC #224380)

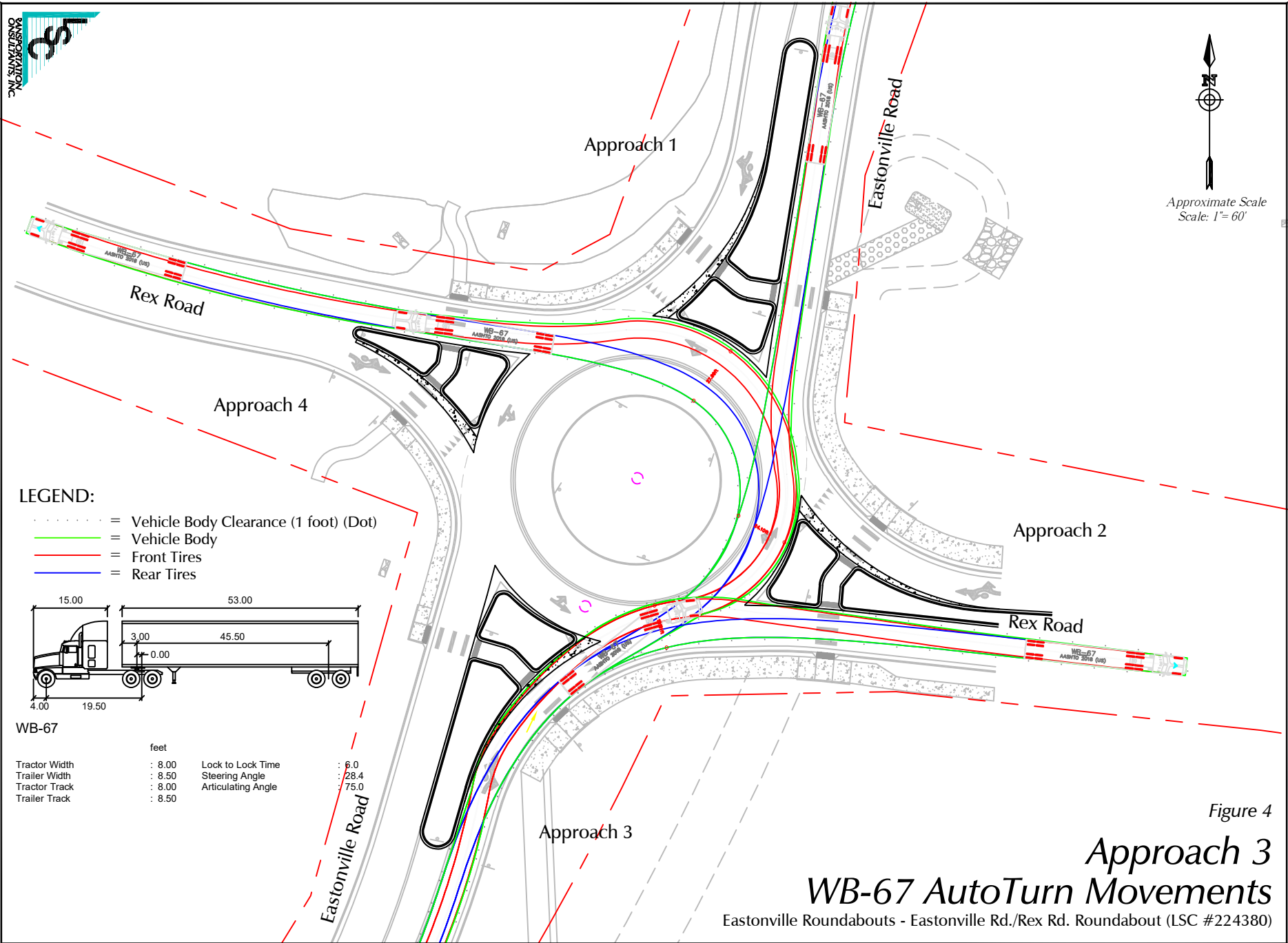
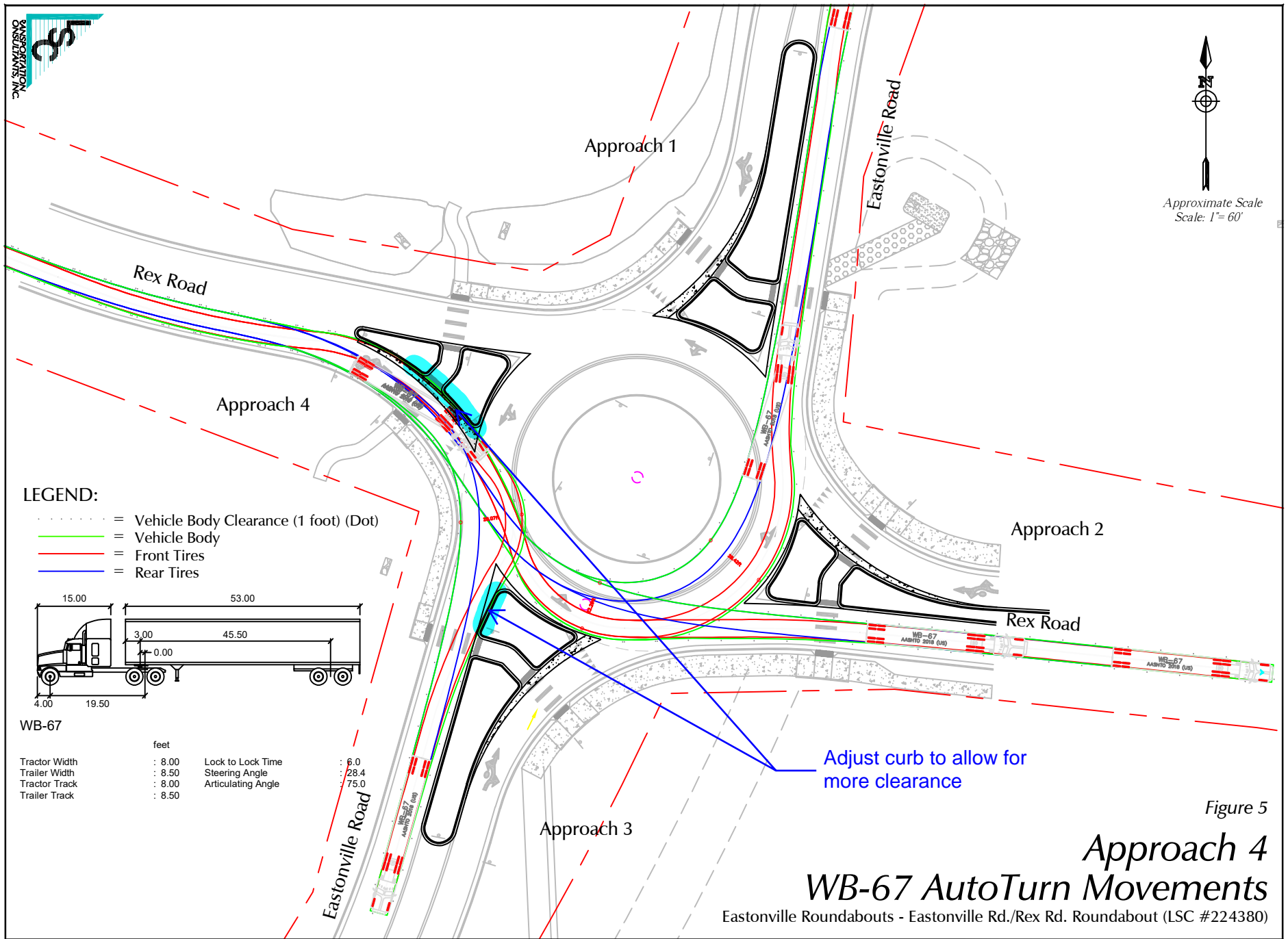


Figure 4
Approach 3
WB-67 AutoTurn Movements

Eastonville Roundabouts - Eastonville Rd./Rex Rd. Roundabout (LSC #224380)

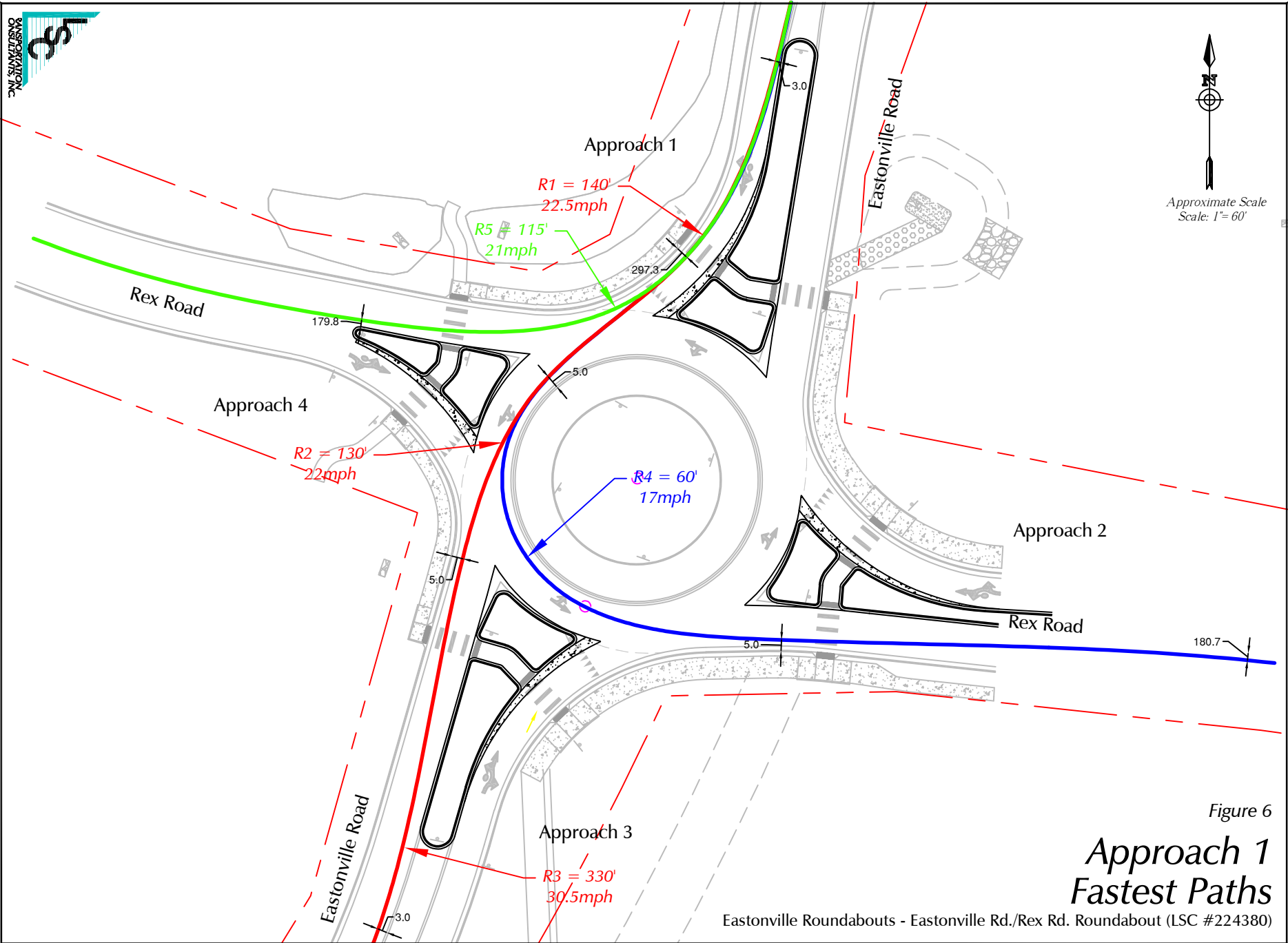


Adjust curb to allow for more clearance

Figure 5

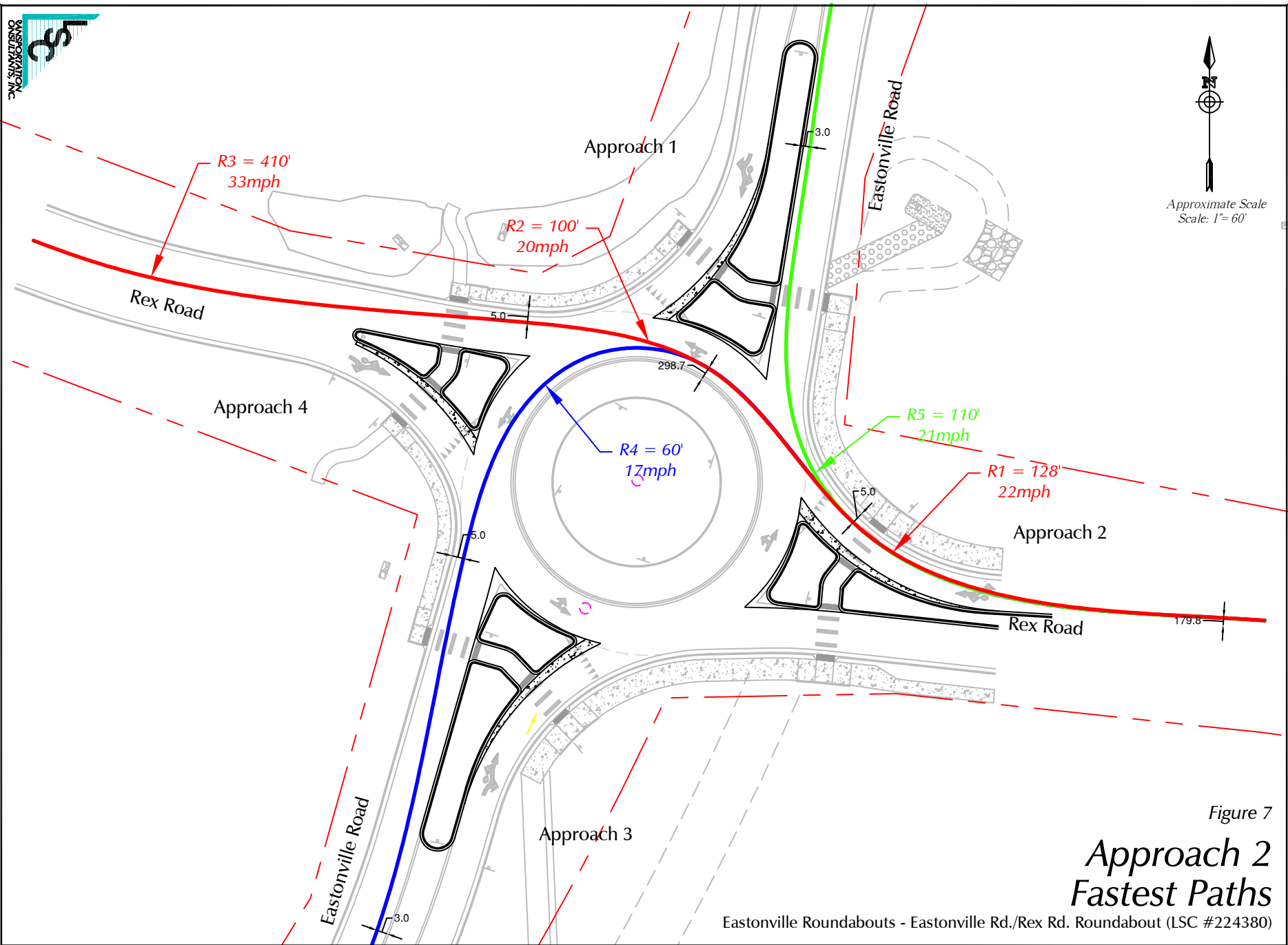
Approach 4 WB-67 AutoTurn Movements

Eastonville Roundabouts - Eastonville Rd./Rex Rd. Roundabout (LSC #224380)



North Arrow
Approximate Scale
Scale: 1" = 60'

Figure 6
**Approach 1
Fastest Paths**
Eastonville Roundabouts - Eastonville Rd./Rex Rd. Roundabout (LSC #224380)



Approximate Scale
Scale: 1" = 60'

Figure 7
**Approach 2
Fastest Paths**

Eastonville Roundabouts - Eastonville Rd./Rex Rd. Roundabout (LSC #224380)

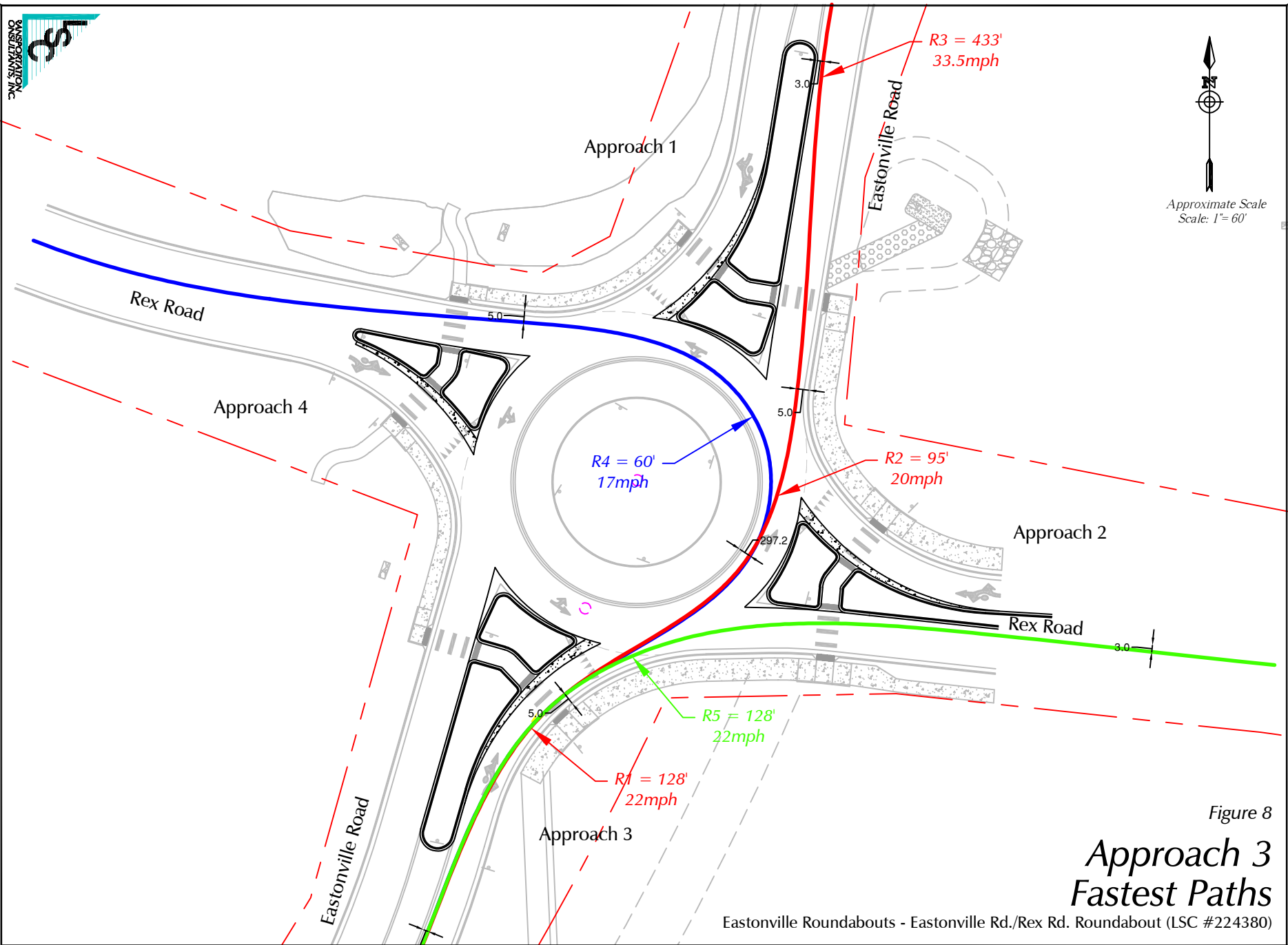


Figure 8

Approach 3 Fastest Paths

Eastonville Roundabouts - Eastonville Rd./Rex Rd. Roundabout (LSC #224380)

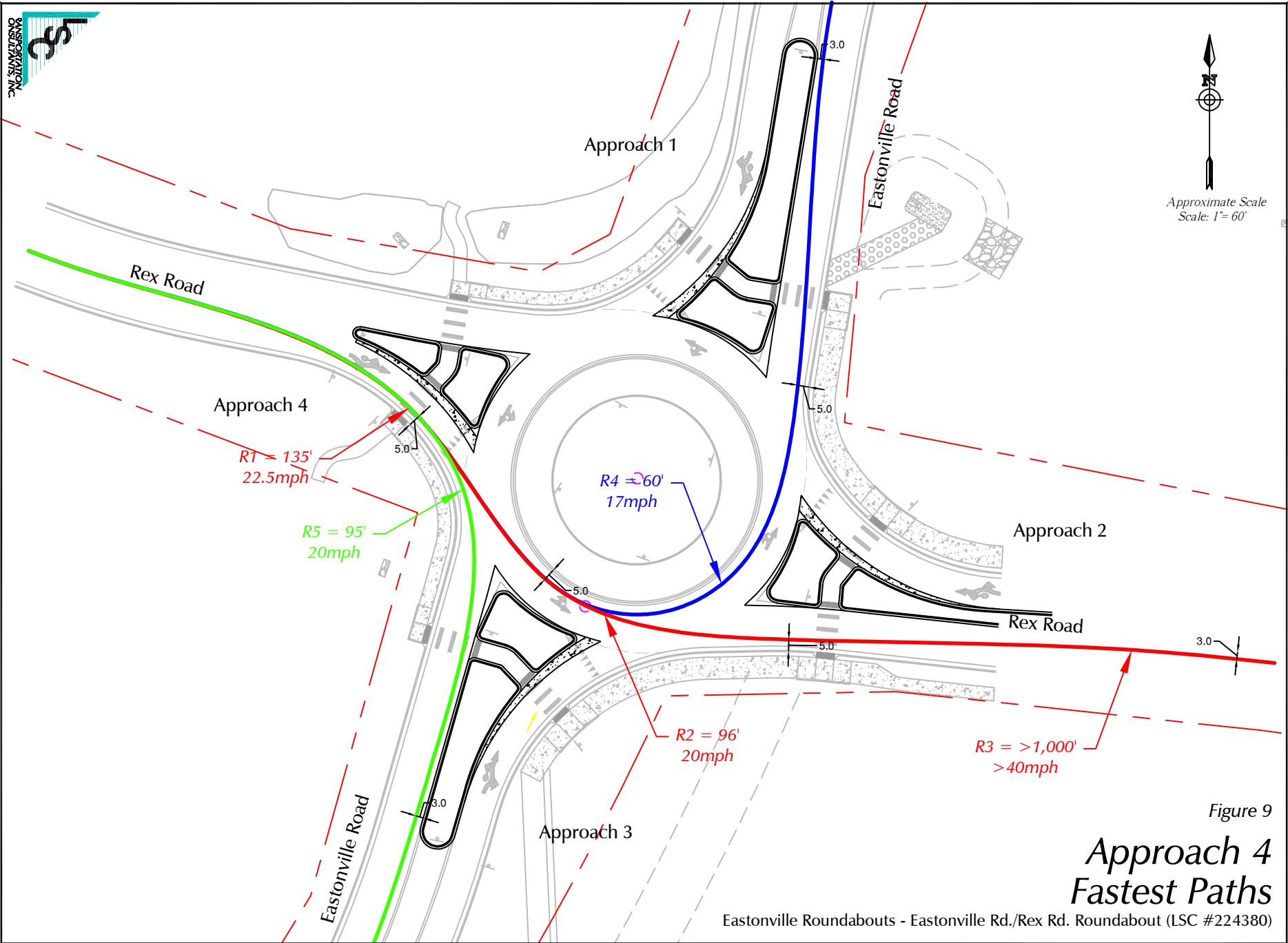


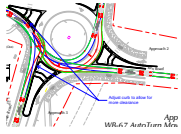
Figure 9

Approach 4 Fastest Paths

Eastonville Roundabouts - Eastonville Rd./Rex Rd. Roundabout (LSC #224380)

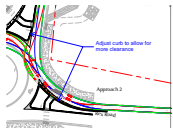
V3_TIS - Rex Roundabout.pdf Markup Summary

Callout (2)



Subject: Callout
Page Label: 9
Author: Jeff Rice - EPC Engineering Review
Date: 9/4/2024 3:59:10 PM
Status:
Color: ■
Layer:
Space:

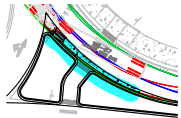
Adjust curb to allow for more clearance



Subject: Callout
Page Label: 7
Author: Jeff Rice - EPC Engineering Review
Date: 9/4/2024 4:00:16 PM
Status:
Color: ■
Layer:
Space:

Adjust curb to allow for more clearance

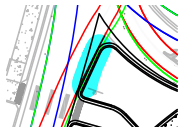
(4)



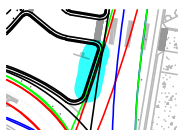
Subject:
Page Label: 7
Author: Jeff Rice - EPC Engineering Review
Date: 9/4/2024 3:52:29 PM
Status:
Color: ■
Layer:
Space:



Subject:
Page Label: 9
Author: Jeff Rice - EPC Engineering Review
Date: 9/4/2024 3:53:31 PM
Status:
Color: ■
Layer:
Space:



Subject:
Page Label: 9
Author: Jeff Rice - EPC Engineering Review
Date: 9/4/2024 3:59:00 PM
Status:
Color: ■
Layer:
Space:



Subject:
Page Label: 7
Author: Jeff Rice - EPC Engineering Review
Date: 9/4/2024 3:59:51 PM
Status:
Color: ■
Layer:
Space: