


EDARP FILING NO. CDR2321

DRAWN BY: _____ JOB DATE: _____
 APPROVED: _____ JOB NUMBER: _____
 CAD DATE: _____
 CAD FILE: _____

BAR IS ONE INCH ON
 OFFICIAL DRAWINGS.
 0" = 1"
 IF NOT ONE INCH,
 ADJUST SCALE ACCORDINGLY.

NO.	DATE	BY	REVISION DESCRIPTION


HRGreen
 HR GREEN - COLORADO SPRINGS
 1975 RESEARCH PARKWAY SUITE 230
 COLORADO SPRINGS CO 80920
 PHONE: 719.300.4140
 FAX: 713.965.0044

EASTONVILLE ROAD IMPROVEMENTS
DR. HORTON
 EL PASO COUNTY, COLORADO


D-R HORTON
America's Builder

FINANCIAL ASSURANCE ESTIMATE EXHIBIT

SHEET
 1

2024 Financial Assurance Estimate Form (with pre-plat construction)

Updated: 10/2023

PROJECT INFORMATION		
Eastonville Road (Linear portion w/o roundabouts)	8/25/2024	CDR2321
Project Name	Date	PCD File No.

Description	Quantity	Units	Unit Cost		Total	(with Pre-Plat Construction)		
						% Complete	Remaining	
SECTION 1 - GRADING AND EROSION CONTROL (Construction and Permanent BMPs)								
Earthwork								
less than 1,000; \$5,300 min		CY	\$ 8.00	=	\$ -		\$ -	
1,000-5,000; \$8,000 min		CY	\$ 6.00	=	\$ -		\$ -	
5,001-20,000; \$30,000 min		CY	\$ 5.00	=	\$ -		\$ -	
20,001-50,000; \$100,000 min		CY	\$ 3.50	=	\$ -		\$ -	
50,001-200,000; \$175,000 min		CY	\$ 2.50	=	\$ -		\$ -	
greater than 200,000; \$500,000 min		CY	\$ 2.00	=	\$ -		\$ -	
Permanent Erosion Control Blanket		SY	\$ 9.00	=	\$ -		\$ -	
Permanent Seeding (inc. noxious weed mgmt.) & Mulching	8.1	AC	\$ 2,018.00	=	\$ 16,345.80		\$ 16,345.80	
Permanent Pond/BMP (EDB) (provide engineer's estimate)	1.	EA	\$ 50,000.00	=	\$ 50,000.00		\$ 50,000.00	
Permanent Pond/BMP (SFB) (provide engineer's estimate)	2.	EA	\$ 25,000.00	=	\$ 50,000.00		\$ 50,000.00	
Concrete Washout Basin	1.	EA	\$ 1,172.00	=	\$ 1,172.00		\$ 1,172.00	
Inlet Protection	16.	EA	\$ 217.00	=	\$ 3,472.00		\$ 3,472.00	
Rock Check Dam	50.	EA	\$ 651.00	=	\$ 32,550.00		\$ 32,550.00	
Safety Fence		LF	\$ 3.00	=	\$ -		\$ -	
Sediment Basin	3.	EA	\$ 2,294.00	=	\$ 6,882.00		\$ 6,882.00	
Sediment Trap		EA	\$ 538.00	=	\$ -		\$ -	
Silt Fence	8053.	LF	\$ 3.00	=	\$ 24,159.00		\$ 24,159.00	
Slope Drain		LF	\$ 43.00	=	\$ -		\$ -	
Straw Bale	100.	EA	\$ 33.00	=	\$ 3,300.00		\$ 3,300.00	
Straw Wattle/Rock Sock	163.	LF	\$ 8.00	=	\$ 1,304.00		\$ 1,304.00	
Surface Roughening		AC	\$ 269.00	=	\$ -		\$ -	
Temporary Erosion Control Blanket		SY	\$ 3.00	=	\$ -		\$ -	
Temporary Seeding and Mulching		AC	\$ 1,793.00	=	\$ -		\$ -	
Vehicle Tracking Control	1.	EA	\$ 3,085.00	=	\$ 3,085.00		\$ 3,085.00	
Cut	15919.	CY	\$ 2.50	=	\$ 39,797.50		\$ 39,797.50	
Import	50602.	CY	\$ 10.00	=	\$ 506,020.00		\$ 506,020.00	
MAINTENANCE (35% of Construction BMPs)					=	\$ 217,199.33		\$ 217,199.33
Section 1 Subtotal					=	\$ 955,286.63		\$ 955,286.63

* - Subject to defect warranty financial assurance. A minimum of 20% shall be retained until final acceptance (MAXIMUM OF 80% COMPLETE ALLOWED)

SECTION 2 - PUBLIC IMPROVEMENTS *

ROADWAY IMPROVEMENTS							
Construction Traffic Control	1.	LS	\$ 10,000.00	=	\$ 10,000.00		\$ 10,000.00
Aggregate Base Course (135 lbs/cf)		Tons	\$ 37.00	=	\$ -		\$ -
Aggregate Base Course (135 lbs/cf)	7706.	CY	\$ 66.00	=	\$ 508,596.00		\$ 508,596.00
Asphalt Pavement (3" thick)		SY	\$ 18.00	=	\$ -		\$ -
Asphalt Pavement (4" thick)		SY	\$ 25.00	=	\$ -		\$ -
Asphalt Pavement (6" thick)		SY	\$ 38.00	=	\$ -		\$ -
Asphalt Pavement (5.5" thick)	27754.	SY	\$ 34.00	=	\$ 943,636.00		\$ 943,636.00
Asphalt Pavement (147 lbs/cf) _" thick		Tons	\$ 114.00	=	\$ -		\$ -
Raised Median, Paved		SF	\$ 11.00	=	\$ -		\$ -
Regulatory Sign/Advisory Sign		EA	\$ 392.00	=	\$ -		\$ -
Guide/Street Name Sign		EA	\$ 125.00	=	\$ -		\$ -
Epoxy Pavement Marking	29583.	SF	\$ 17.00	=	\$ 502,911.00		\$ 502,911.00
Thermoplastic Pavement Marking	93.	SF	\$ 30.00	=	\$ 2,790.00		\$ 2,790.00
Barricade - Type 3	1.	EA	\$ 259.00	=	\$ 259.00		\$ 259.00
Delineator - Type I		EA	\$ 31.00	=	\$ -		\$ -
Curb and Gutter, Type A (6" Vertical)	9612.	LF	\$ 38.00	=	\$ 365,256.00		\$ 365,256.00
Curb and Gutter, Type B (Median)		LF	\$ 38.00	=	\$ -		\$ -
Curb and Gutter, Type C (Ramp)		LF	\$ 38.00	=	\$ -		\$ -
4" Sidewalk (common areas only)		SY	\$ 62.00	=	\$ -		\$ -
5" Sidewalk	4329.	SY	\$ 77.00	=	\$ 333,333.00		\$ 333,333.00
6" Sidewalk		SY	\$ 94.00	=	\$ -		\$ -
8" Sidewalk		SY	\$ 125.00	=	\$ -		\$ -
10" Sidewalk		SY	\$ 155.00	=	\$ -		\$ -
Pedestrian Ramp	8.	EA	\$ 1,496.00	=	\$ 11,968.00		\$ 11,968.00
Cross Pan, local (8" thick, 6' wide to include return)		LF	\$ 79.00	=	\$ -		\$ -
Cross Pan, collector (9" thick, 8' wide to include return)		LF	\$ 119.00	=	\$ -		\$ -
Curb Opening with Drainage Chase		EA	\$ 1,926.00	=	\$ -		\$ -
Guardrail Type 3 (W-Beam)		LF	\$ 65.00	=	\$ -		\$ -
Guardrail Type 7 (Concrete)		LF	\$ 94.00	=	\$ -		\$ -
Guardrail End Anchorage		EA	\$ 2,731.00	=	\$ -		\$ -
Guardrail Impact Attenuator		EA	\$ 4,902.00	=	\$ -		\$ -
Sound Barrier Fence (CMU block, 6' high)		LF	\$ 102.00	=	\$ -		\$ -
Sound Barrier Fence (panels, 6' high)		LF	\$ 104.00	=	\$ -		\$ -
Electrical Conduit, Size =		LF	\$ 22.00	=	\$ -		\$ -
Traffic Signal, (provide engineer's estimate)		EA		=	\$ -		\$ -

PROJECT INFORMATION

Eastonville Road (Linear portion w/o roundabouts)

8/25/2024

CDR2321

Project Name

Date

PCD File No.

Description	Quantity	Units	Unit Cost		Total	(with Pre-Plat Construction)	
						% Complete	Remaining
Demo (Road)	15,491	SY	\$ 1.00	=	\$ 15,491.17		\$ 15,491.17
Demo (Fence)	9,528	LF	\$ 0.50	=	\$ 4,763.94		\$ 4,763.94
Demo (Culvert)	261	EA	\$ 250.00	=	\$ 65,250.00		\$ 65,250.00
Apron Curb	25	LF	\$ 32.00	=	\$ 800.00		\$ 800.00
3' Gravel Trail	11,700	SF	\$ 5.00	=	\$ 58,500.00		\$ 58,500.00
Detectable Warning Surface	8	EA	\$ 75.00	=	\$ 600.00		\$ 600.00
<i>[insert items not listed but part of construction plans]</i>				=	\$ -		\$ -
STORM DRAIN IMPROVEMENTS							
Concrete Box Culvert (M Standard), Size (12W x 3H)	117.	LF	\$ 750.00	=	\$ 87,750.00		\$ 87,750.00
18" Reinforced Concrete Pipe	425.	LF	\$ 82.00	=	\$ 34,850.00		\$ 34,850.00
24" Reinforced Concrete Pipe	1253.	LF	\$ 98.00	=	\$ 122,794.00		\$ 122,794.00
30" Reinforced Concrete Pipe		LF	\$ 123.00	=	\$ -		\$ -
36" Reinforced Concrete Pipe	38.	LF	\$ 151.00	=	\$ 5,738.00		\$ 5,738.00
42" Reinforced Concrete Pipe	701.	LF	\$ 201.00	=	\$ 140,901.00		\$ 140,901.00
48" Reinforced Concrete Pipe	1040.	LF	\$ 245.00	=	\$ 254,800.00		\$ 254,800.00
54" Reinforced Concrete Pipe		LF	\$ 320.00	=	\$ -		\$ -
60" Reinforced Concrete Pipe		LF	\$ 374.00	=	\$ -		\$ -
66" Reinforced Concrete Pipe		LF	\$ 433.00	=	\$ -		\$ -
18" Corrugated Steel Pipe		LF	\$ 105.00	=	\$ -		\$ -
24" Corrugated Steel Pipe		LF	\$ 121.00	=	\$ -		\$ -
30" Corrugated Steel Pipe		LF	\$ 154.00	=	\$ -		\$ -
36" Corrugated Steel Pipe		LF	\$ 184.00	=	\$ -		\$ -
42" Corrugated Steel Pipe		LF	\$ 212.00	=	\$ -		\$ -
48" Corrugated Steel Pipe		LF	\$ 223.00	=	\$ -		\$ -
54" Corrugated Steel Pipe		LF	\$ 327.00	=	\$ -		\$ -
60" Corrugated Steel Pipe		LF	\$ 353.00	=	\$ -		\$ -
66" Corrugated Steel Pipe		LF	\$ 427.00	=	\$ -		\$ -
72" Corrugated Steel Pipe		LF	\$ 502.00	=	\$ -		\$ -
78" Corrugated Steel Pipe		LF	\$ 578.00	=	\$ -		\$ -
84" Corrugated Steel Pipe		LF	\$ 691.00	=	\$ -		\$ -
Flared End Section (FES) RCP Size = 18" <i>(unit cost = 6x pipe unit cost)</i>		EA	\$ 492.00	=	\$ -		\$ -
Flared End Section (FES) RCP Size = 24" <i>(unit cost = 6x pipe unit cost)</i>	1.	EA	\$ 588.00	=	\$ 588.00		\$ 588.00
Flared End Section (FES) RCP Size = 30" <i>(unit cost = 6x pipe unit cost)</i>			\$ 738.00	=	\$ -		\$ -
Flared End Section (FES) RCP Size = 42" <i>(unit cost = 6x pipe unit cost)</i>	1.		\$ 1,206.00	=	\$ 1,206.00		\$ 1,206.00
Flared End Section (FES) CSP Size = 48" <i>(unit cost = 6x pipe unit cost)</i>	1.	EA	\$ 1,470.00	=	\$ 1,470.00		\$ 1,470.00
End Treatment- Headwall		EA		=	\$ -		\$ -
End Treatment- Wingwall		EA	\$ 45,000.00	=	\$ -		\$ -
End Treatment - Cutoff Wall		EA		=	\$ -		\$ -
Curb Inlet (Type R) L=5', Depth < 5'	6.	EA	\$ 7,212.00	=	\$ 43,272.00		\$ 43,272.00
Curb Inlet (Type R) L=5', 5' ≤ Depth < 10'		EA	\$ 9,377.00	=	\$ -		\$ -
Curb Inlet (Type R) L =5', 10' ≤ Depth < 15'		EA	\$ 10,859.00	=	\$ -		\$ -
Curb Inlet (Type R) L =10', Depth < 5'	6.	EA	\$ 9,925.00	=	\$ 59,550.00		\$ 59,550.00
Curb Inlet (Type R) L =10', 5' ≤ Depth < 10'		EA	\$ 10,230.00	=	\$ -		\$ -
Curb Inlet (Type R) L =10', 10' ≤ Depth < 15'		EA	\$ 12,805.00	=	\$ -		\$ -
Curb Inlet (Type R) L =15', Depth < 5'		EA	\$ 12,907.00	=	\$ -		\$ -
Curb Inlet (Type R) L =15', 5' ≤ Depth < 10'		EA	\$ 13,835.00	=	\$ -		\$ -
Curb Inlet (Type R) L =15', 10' ≤ Depth < 15'		EA	\$ 15,130.00	=	\$ -		\$ -
Curb Inlet (Type R) L =20', Depth < 5'		EA	\$ 13,755.00	=	\$ -		\$ -
Drop Inlet (Type 13), Depth <5'		EA	\$ 5,751.00	=	\$ -		\$ -
Curb Inlet (Type R) L =20', 5' ≤ Depth < 10'		EA	\$ 15,181.00	=	\$ -		\$ -
Storm Sewer Manhole, Box Base	16.	EA	\$ 15,130.00	=	\$ 242,080.00		\$ 242,080.00
Storm Sewer Manhole, Slab Base				=	\$ -		\$ -
Grated Inlet (Type C), Depth < 5'	5.	EA	\$ 6,037.00	=	\$ 30,185.00		\$ 30,185.00
Grated Inlet (Type D), Depth < 5'	1.	EA	\$ 7,458.00	=	\$ 7,458.00		\$ 7,458.00
Storm Sewer Manhole, Box Base		EA	\$ 15,130.00	=	\$ -		\$ -
Storm Sewer Manhole, Slab Base		EA	\$ 8,322.00	=	\$ -		\$ -
Geotextile (Erosion Control)		SY	\$ 9.00	=	\$ -		\$ -
Rip Rap, d50 size from 6" to 24" (Type L)	100.	Tons	\$ 104.00	=	\$ 10,400.00		\$ 10,400.00
Rip Rap, Grouted		Tons	\$ 124.00	=	\$ -		\$ -
Drainage Channel Construction, Size (W x H)		LF		=	\$ -		\$ -
Drainage Channel Lining, Concrete		CY	\$ 741.00	=	\$ -		\$ -
Drainage Channel Lining, Rip Rap		CY	\$ 145.00	=	\$ -		\$ -
Drainage Channel Lining, Grass		AC	\$ 1,911.00	=	\$ -		\$ -
Drainage Channel Lining, Other Stabilization				=	\$ -		\$ -
Grass lined swale	2818.	LF	\$ 9.00	=	\$ 25,362.00		\$ 25,362.00
<i>[insert items not listed but part of construction plans]</i>				=	\$ -		\$ -

PROJECT INFORMATION		
Eastonville Road (Linear portion w/o roundabouts)	8/25/2024	CDR2321
Project Name	Date	PCD File No.

Description	Quantity	Units	Unit Cost	Total	(with Pre-Plat Construction)		
					% Complete	Remaining	
* - Subject to defect warranty financial assurance. A minimum of 20% shall be				Section 2 Subtotal	=	\$ 3,892,558.10	\$ 3,892,558.11

SECTION 3 - COMMON DEVELOPMENT IMPROVEMENTS (Private or District and NOT Maintained by EPC)**

				=	\$	-	\$	-	
				=	\$	-	\$	-	
				=	\$	-	\$	-	
				=	\$	-	\$	-	
				=	\$	-	\$	-	
				=	\$	-	\$	-	
STORM DRAIN IMPROVEMENTS		(Exception: Permanent Pond/BMP shall be itemized under Section 1)							
				=	\$	-	\$	-	
				=	\$	-	\$	-	
				=	\$	-	\$	-	
				=	\$	-	\$	-	
Water Main Pipe (PVC), Size 8"		LF	\$ 84.00	=	\$	-	\$	-	
Water Main Pipe (Ductile Iron), Size 8"		LF	\$ 98.00	=	\$	-	\$	-	
Gate Valves, 8"		EA	\$ 2,418.00	=	\$	-	\$	-	
Fire Hydrant Assembly, w/ all valves		EA	\$ 8,584.00	=	\$	-	\$	-	
Water Service Line Installation, inc. tap and valves		EA	\$ 1,723.00	=	\$	-	\$	-	
Fire Cistern Installation, complete		EA		=	\$	-	\$	-	
<i>[insert items not listed but part of construction plans]</i>				=	\$	-	\$	-	
SANITARY SEWER IMPROVEMENTS									
Sewer Main Pipe (PVC), Size 8"		LF	\$ 84.00	=	\$	-	\$	-	
Sanitary Sewer Manhole, Depth < 15 feet		EA	\$ 5,708.00	=	\$	-	\$	-	
Sanitary Service Line Installation, complete		EA	\$ 1,825.00	=	\$	-	\$	-	
Sanitary Sewer Lift Station, complete		EA		=	\$	-	\$	-	
<i>[insert items not listed but part of construction plans]</i>				=	\$	-	\$	-	
LANDSCAPING IMPROVEMENTS		(For subdivision specific condition of approval, or PUD)							
		EA		=	\$	-	\$	-	
		EA		=	\$	-	\$	-	
		EA		=	\$	-	\$	-	
		EA		=	\$	-	\$	-	
		EA		=	\$	-	\$	-	
** - Section 3 is not subject to defect warranty requirements				Section 3 Subtotal	=	\$	-	\$	

AS-BUILT PLANS (Public Improvements inc. Permanent WQCV BMPs)	LS	\$ 20,000.00	=	\$	20,000.00	\$	20,000.00
POND/BMP CERTIFICATION (inc. elevations and volume calculations)	LS	\$ 10,000.00	=	\$	10,000.00	\$	10,000.00

Total Construction Financial Assurance \$ 4,877,844.73

(Sum of all section subtotals plus as-builts and pond/BMP certification)

Total Remaining Construction Financial Assurance (with Pre-Plat Construction) \$ 4,877,844.74

(Sum of all section totals less credit for items complete plus as-builts and pond/BMP certification)

Total Defect Warranty Financial Assurance \$ 801,780.78

(20% of all items identified as (*). To be collateralized at time of preliminary acceptance)

Approvals

I hereby certify that this is an accurate and complete estimate of costs for the work as shown on the Grading and Erosion Control Plan and Construction Drawings associated with the Project.

Engineer (P.E. Seal Required)

Approved by Owner / Applicant

Approved by El Paso County Engineer / ECM Administrator

Date

Date

2024 Financial Assurance Estimate Form (with pre-plat construction)

Updated: 10/2023

PROJECT INFORMATION		
Dawlish Roundabout	8/25/2024	CDR2321
Project Name	Date	PCD File No.

Description	Quantity	Units	Unit Cost		Total	(with Pre-Plat Construction)		
						% Complete	Remaining	
SECTION 1 - GRADING AND EROSION CONTROL (Construction and Permanent BMPs)								
Earthwork								
less than 1,000; \$5,300 min		CY	\$ 8.00	=	\$ -		\$ -	
1,000-5,000; \$8,000 min		CY	\$ 6.00	=	\$ -		\$ -	
5,001-20,000; \$30,000 min		CY	\$ 5.00	=	\$ -		\$ -	
20,001-50,000; \$100,000 min		CY	\$ 3.50	=	\$ -		\$ -	
50,001-200,000; \$175,000 min		CY	\$ 2.50	=	\$ -		\$ -	
greater than 200,000; \$500,000 min		CY	\$ 2.00	=	\$ -		\$ -	
Permanent Erosion Control Blanket		SY	\$ 9.00	=	\$ -		\$ -	
Permanent Seeding (inc. noxious weed mgmt.) & Mulching		AC	\$ 2,018.00	=	\$ -		\$ -	
Permanent Pond/BMP (SFB) (provide engineer's estimate)		EA	\$ 25,000.00	=	\$ -		\$ -	
Concrete Washout Basin		EA	\$ 1,172.00	=	\$ -		\$ -	
Inlet Protection	2.	EA	\$ 217.00	=	\$ 434.00		\$ 434.00	
Rock Check Dam	8.	EA	\$ 651.00	=	\$ 5,208.00		\$ 5,208.00	
Safety Fence		LF	\$ 3.00	=	\$ -		\$ -	
Sediment Basin		EA	\$ 2,294.00	=	\$ -		\$ -	
Sediment Trap		EA	\$ 538.00	=	\$ -		\$ -	
Silt Fence	752.	LF	\$ 3.00	=	\$ 2,256.00		\$ 2,256.00	
Slope Drain		LF	\$ 43.00	=	\$ -		\$ -	
Straw Bale		EA	\$ 33.00	=	\$ -		\$ -	
Straw Wattle/Rock Sock	24.	LF	\$ 8.00	=	\$ 192.00		\$ 192.00	
Surface Roughening		AC	\$ 269.00	=	\$ -		\$ -	
Temporary Erosion Control Blanket		SY	\$ 3.00	=	\$ -		\$ -	
Temporary Seeding and Mulching		AC	\$ 1,793.00	=	\$ -		\$ -	
Vehicle Tracking Control	1.	EA	\$ 3,085.00	=	\$ 3,085.00		\$ 3,085.00	
Landscape Roundabout	9561.	SF	\$ 3.00	=	\$ 28,683.00		\$ 28,683.00	
Cut	10.	CY	\$ 2.50	=	\$ 25.00		\$ 25.00	
Import	13879.	CY	\$ 10.00	=	\$ 138,790.00		\$ 138,790.00	
MAINTENANCE (35% of Construction BMPs)					=	\$ 13,959.05		\$ 13,959.05
Section 1 Subtotal					=	\$ 192,632.05		\$ 192,632.05

* - Subject to defect warranty financial assurance. A minimum of 20% shall be

SECTION 2 - PUBLIC IMPROVEMENTS *

Construction Traffic Control		LS	\$ 5,500.00	=	\$ -		\$ -
Aggregate Base Course (135 lbs/cf)		Tons	\$ 37.00	=	\$ -		\$ -
Aggregate Base Course (135 lbs/cf)	1145.	CY	\$ 66.00	=	\$ 75,570.00		\$ 75,570.00
Asphalt Pavement (3" thick)		SY	\$ 18.00	=	\$ -		\$ -
Asphalt Pavement (4" thick)		SY	\$ 25.00	=	\$ -		\$ -
Asphalt Pavement (5.5" thick)	4116.	SY	\$ 34.00	=	\$ 139,944.00		\$ 139,944.00
Asphalt Pavement (6" thick)		SY	\$ 38.00	=	\$ -		\$ -
Asphalt Pavement (147 lbs/cf) ___" thick		Tons	\$ 114.00	=	\$ -		\$ -
Raised Median, Paved		SF	\$ 11.00	=	\$ -		\$ -
Regulatory Sign/Advisory Sign	10.	EA	\$ 392.00	=	\$ 3,920.00		\$ 3,920.00
Guide/Street Name Sign	3.	EA	\$ 125.00	=	\$ 375.00		\$ 375.00
Epoxy Pavement Marking	914.51	SF	\$ 17.00	=	\$ 15,546.67		\$ 15,546.67
Thermoplastic Pavement Marking	706.	SF	\$ 30.00	=	\$ 21,180.00		\$ 21,180.00
Barricade - Type 3	1.	EA	\$ 259.00	=	\$ 259.00		\$ 259.00
Delineator - Type I		EA	\$ 31.00	=	\$ -		\$ -
Curb and Gutter, Type A (6" Vertical)	1832.	LF	\$ 38.00	=	\$ 69,616.00		\$ 69,616.00
Curb and Gutter, Type B (Median)	1168.	LF	\$ 38.00	=	\$ 44,384.00		\$ 44,384.00
Curb and Gutter, Type C (Ramp)		LF	\$ 38.00	=	\$ -		\$ -
4" Sidewalk (common areas only)		SY	\$ 62.00	=	\$ -		\$ -
5" Sidewalk	1796.	SY	\$ 77.00	=	\$ 138,292.00		\$ 138,292.00
6" Sidewalk		SY	\$ 94.00	=	\$ -		\$ -
8" Sidewalk		SY	\$ 125.00	=	\$ -		\$ -
10" Sidewalk		SY	\$ 155.00	=	\$ -		\$ -
Pedestrian Ramp	6.	EA	\$ 1,496.00	=	\$ 8,976.00		\$ 8,976.00
Cross Pan, local (8" thick, 6' wide to include return)	43.	LF	\$ 79.00	=	\$ 3,397.00		\$ 3,397.00
Cross Pan, collector (9" thick, 8' wide to include return)		LF	\$ 119.00	=	\$ -		\$ -
Curb Opening with Drainage Chase		EA	\$ 1,926.00	=	\$ -		\$ -
Guardrail Type 3 (W-Beam)		LF	\$ 65.00	=	\$ -		\$ -
Guardrail Type 7 (Concrete)		LF	\$ 94.00	=	\$ -		\$ -
Guardrail End Anchorage		EA	\$ 2,731.00	=	\$ -		\$ -
Guardrail Impact Attenuator		EA	\$ 4,902.00	=	\$ -		\$ -
Sound Barrier Fence (CMU block, 6' high)		LF	\$ 102.00	=	\$ -		\$ -
Sound Barrier Fence (panels, 6' high)		LF	\$ 104.00	=	\$ -		\$ -
Electrical Conduit, Size =		LF	\$ 22.00	=	\$ -		\$ -

PROJECT INFORMATION

Dawlish Roundabout

8/25/2024

CDR2321

Project Name

Date

PCD File No.

Description	Quantity	Units	Unit Cost		Total	(with Pre-Plat Construction)	
						% Complete	Remaining
Traffic Signal, (provide engineer's estimate)		EA		=	\$ -		\$ -
Demo (Road)	2,264	SY	\$ 1.00	=	\$ 2,264.00		\$ 2,264.00
Demo (Fence)	1,418	LF	\$ 0.50	=	\$ 708.87		\$ 708.87
Demo (Culvert)	1	EA	\$ 250.00	=	\$ 250.00		\$ 250.00
Apron Curb		LF	\$ 32.00	=	\$ -		\$ -
3' Gravel Trail	754	SF	\$ 5.00	=	\$ 3,770.00		\$ 3,770.00
Detectable Warning Surface	6	EA	\$ 75.00	=	\$ 450.00		\$ 450.00
<i>[insert items not listed but part of construction plans]</i>				=	\$ -		\$ -
Concrete Box Culvert (M Standard), Size (12W x 3H)		LF	\$ 750.00	=	\$ -		\$ -
18" Reinforced Concrete Pipe	62.	LF	\$ 82.00	=	\$ 5,084.00		\$ 5,084.00
24" Reinforced Concrete Pipe	421.	LF	\$ 98.00	=	\$ 41,258.00		\$ 41,258.00
30" Reinforced Concrete Pipe		LF	\$ 123.00	=	\$ -		\$ -
36" Reinforced Concrete Pipe		LF	\$ 151.00	=	\$ -		\$ -
42" Reinforced Concrete Pipe	233.	LF	\$ 201.00	=	\$ 46,833.00		\$ 46,833.00
48" Reinforced Concrete Pipe		LF	\$ 245.00	=	\$ -		\$ -
54" Reinforced Concrete Pipe		LF	\$ 320.00	=	\$ -		\$ -
60" Reinforced Concrete Pipe		LF	\$ 374.00	=	\$ -		\$ -
66" Reinforced Concrete Pipe		LF	\$ 433.00	=	\$ -		\$ -
72" Reinforced Concrete Pipe		LF	\$ 495.00	=	\$ -		\$ -
18" Corrugated Steel Pipe		LF	\$ 105.00	=	\$ -		\$ -
24" Corrugated Steel Pipe		LF	\$ 121.00	=	\$ -		\$ -
30" Corrugated Steel Pipe		LF	\$ 154.00	=	\$ -		\$ -
36" Corrugated Steel Pipe		LF	\$ 184.00	=	\$ -		\$ -
42" Corrugated Steel Pipe		LF	\$ 212.00	=	\$ -		\$ -
48" Corrugated Steel Pipe		LF	\$ 223.00	=	\$ -		\$ -
54" Corrugated Steel Pipe		LF	\$ 327.00	=	\$ -		\$ -
60" Corrugated Steel Pipe		LF	\$ 353.00	=	\$ -		\$ -
66" Corrugated Steel Pipe		LF	\$ 427.00	=	\$ -		\$ -
72" Corrugated Steel Pipe		LF	\$ 502.00	=	\$ -		\$ -
78" Corrugated Steel Pipe		LF	\$ 578.00	=	\$ -		\$ -
84" Corrugated Steel Pipe		LF	\$ 691.00	=	\$ -		\$ -
Flared End Section (FES) RCP Size = 18" <i>(unit cost = 6x pipe unit cost)</i>		EA	\$ 492.00	=	\$ -		\$ -
Flared End Section (FES) RCP Size = 24" <i>(unit cost = 6x pipe unit cost)</i>			\$ 588.00	=	\$ -		\$ -
Flared End Section (FES) CSP Size = 48" <i>(unit cost = 6x pipe unit cost)</i>		EA	\$ 1,470.00	=	\$ -		\$ -
End Treatment- Headwall		EA		=	\$ -		\$ -
End Treatment- Wingwall		EA	\$ 45,000.00	=	\$ -		\$ -
End Treatment - Cutoff Wall		EA		=	\$ -		\$ -
Curb Inlet (Type R) L=5', Depth < 5'		EA	\$ 7,212.00	=	\$ -		\$ -
Curb Inlet (Type R) L=5', 5' ≤ Depth < 10'		EA	\$ 9,377.00	=	\$ -		\$ -
Curb Inlet (Type R) L =5', 10' ≤ Depth < 15'		EA	\$ 10,859.00	=	\$ -		\$ -
Curb Inlet (Type R) L =10', Depth < 5'	2.	EA	\$ 9,925.00	=	\$ 19,850.00		\$ 19,850.00
Curb Inlet (Type R) L =10', 5' ≤ Depth < 10'		EA	\$ 10,230.00	=	\$ -		\$ -
Curb Inlet (Type R) L =10', 10' ≤ Depth < 15'		EA	\$ 12,805.00	=	\$ -		\$ -
Curb Inlet (Type R) L =15', Depth < 5'		EA	\$ 12,907.00	=	\$ -		\$ -
Curb Inlet (Type R) L =15', 5' ≤ Depth < 10'		EA	\$ 13,835.00	=	\$ -		\$ -
Curb Inlet (Type R) L =15', 10' ≤ Depth < 15'		EA	\$ 15,130.00	=	\$ -		\$ -
Curb Inlet (Type R) L =20', Depth < 5'		EA	\$ 13,755.00	=	\$ -		\$ -
Curb Inlet (Type R) L =20', 5' ≤ Depth < 10'		EA	\$ 15,181.00	=	\$ -		\$ -
Grated Inlet (Type C), Depth < 5'		EA	\$ 6,037.00	=	\$ -		\$ -
Grated Inlet (Type D), Depth < 5'		EA	\$ 7,458.00	=	\$ -		\$ -
Storm Sewer Manhole, Box Base	2.	EA	\$ 15,130.00	=	\$ 30,260.00		\$ 30,260.00
Storm Sewer Manhole, Slab Base		EA	\$ 8,322.00	=	\$ -		\$ -
Geotextile (Erosion Control)		SY	\$ 9.00	=	\$ -		\$ -
Rip Rap, d50 size from 6" to 24"		Tons	\$ 104.00	=	\$ -		\$ -
Rip Rap, Grouted		Tons	\$ 124.00	=	\$ -		\$ -
Drainage Channel Construction, Size (W x H)		LF		=	\$ -		\$ -
Drainage Channel Lining, Concrete		CY	\$ 741.00	=	\$ -		\$ -
Drainage Channel Lining, Rip Rap		CY	\$ 145.00	=	\$ -		\$ -
Drainage Channel Lining, Grass		AC	\$ 1,911.00	=	\$ -		\$ -
Drainage Channel Lining, Other Stabilization				=	\$ -		\$ -
Grass lined swale		LF	\$ 9.00	=	\$ -		\$ -
<i>[insert items not listed but part of construction plans]</i>				=	\$ -		\$ -

PROJECT INFORMATION		
Dawlish Roundabout	8/25/2024	CDR2321
Project Name	Date	PCD File No.

Description	Quantity	Units	Unit Cost	Total	(with Pre-Plat Construction)			
					% Complete	Remaining		
* - Subject to defect warranty financial assurance. A minimum of 20% shall be				Section 2 Subtotal	= \$	672,187.50	\$	672,187.54
SECTION 3 - COMMON DEVELOPMENT IMPROVEMENTS (Private or District and NOT Maintained by EPC)**								

				= \$	-		\$	-
				= \$	-		\$	-
				= \$	-		\$	-
				= \$	-		\$	-
				= \$	-		\$	-
				= \$	-		\$	-
STORM DRAIN IMPROVEMENTS (Exception: Permanent Pond/BMP shall be itemized under Section 1)								
				= \$	-		\$	-
				= \$	-		\$	-
				= \$	-		\$	-
				= \$	-		\$	-
				= \$	-		\$	-
WATER SYSTEM IMPROVEMENTS								
Water Main Pipe (PVC), Size 8"		LF	\$ 84.00	= \$	-		\$	-
Water Main Pipe (Ductile Iron), Size 8"		LF	\$ 98.00	= \$	-		\$	-
Gate Valves, 8"		EA	\$ 2,418.00	= \$	-		\$	-
Fire Hydrant Assembly, w/ all valves		EA	\$ 8,584.00	= \$	-		\$	-
Water Service Line Installation, inc. tap and valves		EA	\$ 1,723.00	= \$	-		\$	-
Fire Cistern Installation, complete		EA		= \$	-		\$	-
[insert items not listed but part of construction plans]				= \$	-		\$	-
SANITARY SEWER IMPROVEMENTS								
Sewer Main Pipe (PVC), Size 8"		LF	\$ 84.00	= \$	-		\$	-
Sanitary Sewer Manhole, Depth < 15 feet		EA	\$ 5,708.00	= \$	-		\$	-
Sanitary Service Line Installation, complete		EA	\$ 1,825.00	= \$	-		\$	-
Sanitary Sewer Lift Station, complete		EA		= \$	-		\$	-
[insert items not listed but part of construction plans]				= \$	-		\$	-
LANDSCAPING IMPROVEMENTS (For subdivision specific condition of approval, or PUD)								
		EA		= \$	-		\$	-
		EA		= \$	-		\$	-
		EA		= \$	-		\$	-
		EA		= \$	-		\$	-
		EA		= \$	-		\$	-
** - Section 3 is not subject to defect warranty requirements				Section 3 Subtotal	= \$	-	\$	-

AS-BUILT PLANS (Public Improvements inc. Permanent WQCV BMPs)	LS	\$ 20,000.00	= \$	20,000.00	\$	20,000.00
POND/BMP CERTIFICATION (inc. elevations and volume calculations)	LS	\$ 10,000.00	= \$	10,000.00	\$	10,000.00

Total Construction Financial Assurance \$ 894,819.55

(Sum of all section subtotals plus as-builts and pond/BMP certification)

Total Remaining Construction Financial Assurance (with Pre-Plat Construction) \$ 894,819.59


(Sum of all section totals less credit for items complete plus as-builts and pond/BMP certification)

Total Defect Warranty Financial Assurance \$ 134,437.50

(20% of all items identified as (*). To be collateralized at time of preliminary acceptance)

Approvals

I hereby certify that this is an accurate and complete estimate of costs for the work as shown on the Grading and Erosion Control Plan and Construction Drawings associated with the Project.



Engineer (P.E. Seal Required)

Approved by Owner / Applicant

Date

Approved by El Paso County Engineer / ECM Administrator

Date

2024 Financial Assurance Estimate Form (with pre-plat construction)

Updated: 10/2023

PROJECT INFORMATION		
Rex Roundabout	8/25/2024	CDR2321
Project Name	Date	PCD File No.

Description	Quantity	Units	Unit Cost		Total	(with Pre-Plat Construction)		
						% Complete	Remaining	
SECTION 1 - GRADING AND EROSION CONTROL (Construction and Permanent BMPs)								
Earthwork								
less than 1,000; \$5,300 min		CY	\$ 8.00	=	\$ -		\$ -	
1,000-5,000; \$8,000 min		CY	\$ 6.00	=	\$ -		\$ -	
5,001-20,000; \$30,000 min		CY	\$ 5.00	=	\$ -		\$ -	
20,001-50,000; \$100,000 min		CY	\$ 3.50	=	\$ -		\$ -	
50,001-200,000; \$175,000 min		CY	\$ 2.50	=	\$ -		\$ -	
greater than 200,000; \$500,000 min		CY	\$ 2.00	=	\$ -		\$ -	
Permanent Erosion Control Blanket		SY	\$ 9.00	=	\$ -		\$ -	
Permanent Seeding (inc. noxious weed mgmt.) & Mulching	1.	AC	\$ 2,018.00	=	\$ 2,018.00		\$ 2,018.00	
Permanent Pond/BMP (SFB) (provide engineer's estimate)	2.	EA	\$ 25,000.00	=	\$ 50,000.00		\$ 50,000.00	
Concrete Washout Basin	1.	EA	\$ 1,172.00	=	\$ 1,172.00		\$ 1,172.00	
Inlet Protection	4.	EA	\$ 217.00	=	\$ 868.00		\$ 868.00	
Rock Check Dam	10.	EA	\$ 651.00	=	\$ 6,510.00		\$ 6,510.00	
Safety Fence		LF	\$ 3.00	=	\$ -		\$ -	
Sediment Basin	2.	EA	\$ 2,294.00	=	\$ 4,588.00		\$ 4,588.00	
Sediment Trap		EA	\$ 538.00	=	\$ -		\$ -	
Silt Fence	300.	LF	\$ 3.00	=	\$ 900.00		\$ 900.00	
Slope Drain		LF	\$ 43.00	=	\$ -		\$ -	
Straw Bale		EA	\$ 33.00	=	\$ -		\$ -	
Straw Wattle/Rock Sock	50.	LF	\$ 8.00	=	\$ 400.00		\$ 400.00	
Surface Roughening		AC	\$ 269.00	=	\$ -		\$ -	
Temporary Erosion Control Blanket		SY	\$ 3.00	=	\$ -		\$ -	
Temporary Seeding and Mulching		AC	\$ 1,793.00	=	\$ -		\$ -	
Vehicle Tracking Control	1.	EA	\$ 3,085.00	=	\$ 3,085.00		\$ 3,085.00	
Landscape Roundabout	9561.	SF	\$ 3.00	=	\$ 28,683.00		\$ 28,683.00	
Cut	320.	CY	\$ 2.50	=	\$ 800.00		\$ 800.00	
Import	11109.	CY	\$ 10.00	=	\$ 111,090.00		\$ 111,090.00	
MAINTENANCE (35% of Construction BMPs)					=	\$ 16,041.90		\$ 16,041.90
Section 1 Subtotal					=	\$ 226,155.90		\$ 226,155.90

* - Subject to defect warranty financial assurance. A minimum of 20% shall be

SECTION 2 - PUBLIC IMPROVEMENTS *							
--	--	--	--	--	--	--	--

Construction Traffic Control	1.	LS	\$ 5,500.00	=	\$ 5,500.00		\$ 5,500.00
Aggregate Base Course (135 lbs/cf)		Tons	\$ 37.00	=	\$ -		\$ -
Aggregate Base Course (135 lbs/cf)	1288.	CY	\$ 66.00	=	\$ 85,008.00		\$ 85,008.00
Asphalt Pavement (3" thick)		SY	\$ 18.00	=	\$ -		\$ -
Asphalt Pavement (4" thick)		SY	\$ 25.00	=	\$ -		\$ -
Asphalt Pavement (5.5" thick)	4633.	SY	\$ 34.00	=	\$ 157,522.00		\$ 157,522.00
Asphalt Pavement (6" thick)		SY	\$ 38.00	=	\$ -		\$ -
Asphalt Pavement (147 lbs/cf) ___" thick		Tons	\$ 114.00	=	\$ -		\$ -
Raised Median, Paved		SF	\$ 11.00	=	\$ -		\$ -
Regulatory Sign/Advisory Sign	12.	EA	\$ 392.00	=	\$ 4,704.00		\$ 4,704.00
Guide/Street Name Sign	4.	EA	\$ 125.00	=	\$ 500.00		\$ 500.00
Epoxy Pavement Marking	316.	SF	\$ 17.00	=	\$ 5,372.00		\$ 5,372.00
Thermoplastic Pavement Marking	770.	SF	\$ 30.00	=	\$ 23,100.00		\$ 23,100.00
Barricade - Type 3	1.	EA	\$ 259.00	=	\$ 259.00		\$ 259.00
Delineator - Type I		EA	\$ 31.00	=	\$ -		\$ -
Curb and Gutter, Type A (6" Vertical)	1464.	LF	\$ 38.00	=	\$ 55,632.00		\$ 55,632.00
Curb and Gutter, Type B (Median)	1494.	LF	\$ 38.00	=	\$ 56,772.00		\$ 56,772.00
Curb and Gutter, Type C (Ramp)		LF	\$ 38.00	=	\$ -		\$ -
4" Sidewalk (common areas only)		SY	\$ 62.00	=	\$ -		\$ -
5" Sidewalk	780.	SY	\$ 77.00	=	\$ 60,060.00		\$ 60,060.00
6" Sidewalk		SY	\$ 94.00	=	\$ -		\$ -
8" Sidewalk		SY	\$ 125.00	=	\$ -		\$ -
10" Sidewalk		SY	\$ 155.00	=	\$ -		\$ -
Pedestrian Ramp	8.	EA	\$ 1,496.00	=	\$ 11,968.00		\$ 11,968.00
Cross Pan, local (8" thick, 6' wide to include return)	43.	LF	\$ 79.00	=	\$ 3,397.00		\$ 3,397.00
Cross Pan, collector (9" thick, 8' wide to include return)		LF	\$ 119.00	=	\$ -		\$ -
Curb Opening with Drainage Chase		EA	\$ 1,926.00	=	\$ -		\$ -
Guardrail Type 3 (W-Beam)		LF	\$ 65.00	=	\$ -		\$ -
Guardrail Type 7 (Concrete)		LF	\$ 94.00	=	\$ -		\$ -
Guardrail End Anchorage		EA	\$ 2,731.00	=	\$ -		\$ -
Guardrail Impact Attenuator		EA	\$ 4,902.00	=	\$ -		\$ -
Sound Barrier Fence (CMU block, 6' high)		LF	\$ 102.00	=	\$ -		\$ -
Sound Barrier Fence (panels, 6' high)		LF	\$ 104.00	=	\$ -		\$ -
Electrical Conduit, Size =		LF	\$ 22.00	=	\$ -		\$ -

PROJECT INFORMATION

Rex Roundabout

8/25/2024

CDR2321

Project Name

Date

PCD File No.

Description	Quantity	Units	Unit Cost		Total	(with Pre-Plat Construction)	
						% Complete	Remaining
Traffic Signal, (provide engineer's estimate)		EA		=	\$ -		\$ -
Demo (Road)	2,168	SY	\$ 1.00	=	\$ 2,168.00		\$ 2,168.00
Demo (Fence)	729	LF	\$ 0.50	=	\$ 364.50		\$ 364.50
Demo (Culvert)		EA	\$ 250.00	=	\$ -		\$ -
Apron Curb		LF	\$ 32.00	=	\$ -		\$ -
3' Gravel Trail	1,180	SF	\$ 5.00	=	\$ 5,900.00		\$ 5,900.00
Detectable Warning Surface	8	EA	\$ 75.00	=	\$ 600.00		\$ 600.00
<i>[insert items not listed but part of construction plans]</i>				=	\$ -		\$ -
Concrete Box Culvert (M Standard), Size (12W x 3H)		LF		=	\$ -		\$ -
15" Reinforced Concrete Pipe	41.	LF	\$ 70.00	=	\$ 2,870.00		\$ 2,870.00
18" Reinforced Concrete Pipe	326.	LF	\$ 82.00	=	\$ 26,732.00		\$ 26,732.00
24" Reinforced Concrete Pipe	161.	LF	\$ 98.00	=	\$ 15,778.00		\$ 15,778.00
30" Reinforced Concrete Pipe		LF	\$ 123.00	=	\$ -		\$ -
36" Reinforced Concrete Pipe		LF	\$ 151.00	=	\$ -		\$ -
42" Reinforced Concrete Pipe		LF	\$ 201.00	=	\$ -		\$ -
48" Reinforced Concrete Pipe		LF	\$ 245.00	=	\$ -		\$ -
54" Reinforced Concrete Pipe		LF	\$ 320.00	=	\$ -		\$ -
60" Reinforced Concrete Pipe		LF	\$ 374.00	=	\$ -		\$ -
66" Reinforced Concrete Pipe		LF	\$ 433.00	=	\$ -		\$ -
72" Reinforced Concrete Pipe		LF	\$ 495.00	=	\$ -		\$ -
18" Corrugated Steel Pipe		LF	\$ 105.00	=	\$ -		\$ -
24" Corrugated Steel Pipe		LF	\$ 121.00	=	\$ -		\$ -
30" Corrugated Steel Pipe		LF	\$ 154.00	=	\$ -		\$ -
36" Corrugated Steel Pipe		LF	\$ 184.00	=	\$ -		\$ -
42" Corrugated Steel Pipe		LF	\$ 212.00	=	\$ -		\$ -
48" Corrugated Steel Pipe		LF	\$ 223.00	=	\$ -		\$ -
54" Corrugated Steel Pipe		LF	\$ 327.00	=	\$ -		\$ -
60" Corrugated Steel Pipe		LF	\$ 353.00	=	\$ -		\$ -
66" Corrugated Steel Pipe		LF	\$ 427.00	=	\$ -		\$ -
72" Corrugated Steel Pipe		LF	\$ 502.00	=	\$ -		\$ -
78" Corrugated Steel Pipe		LF	\$ 578.00	=	\$ -		\$ -
84" Corrugated Steel Pipe		LF	\$ 691.00	=	\$ -		\$ -
Flared End Section (FES) RCP Size = 18" <i>(unit cost = 6x pipe unit cost)</i>	2.	EA	\$ 492.00	=	\$ 984.00		\$ 984.00
Flared End Section (FES) RCP Size = 24" <i>(unit cost = 6x pipe unit cost)</i>	1.		\$ 588.00	=	\$ 588.00		\$ 588.00
Flared End Section (FES) CSP Size = 48" <i>(unit cost = 6x pipe unit cost)</i>		EA	\$ 1,470.00	=	\$ -		\$ -
End Treatment- Headwall		EA		=	\$ -		\$ -
End Treatment- Wingwall		EA	\$ 45,000.00	=	\$ -		\$ -
End Treatment - Cutoff Wall		EA		=	\$ -		\$ -
Curb Inlet (Type R) L=5', Depth < 5'	3.	EA	\$ 7,212.00	=	\$ 21,636.00		\$ 21,636.00
Curb Inlet (Type R) L=5', 5' ≤ Depth < 10'	1.	EA	\$ 9,377.00	=	\$ 9,377.00		\$ 9,377.00
Curb Inlet (Type R) L=5', 10' ≤ Depth < 15'		EA	\$ 10,859.00	=	\$ -		\$ -
Curb Inlet (Type R) L=10', Depth < 5'		EA	\$ 9,925.00	=	\$ -		\$ -
Curb Inlet (Type R) L=10', 5' ≤ Depth < 10'		EA	\$ 10,230.00	=	\$ -		\$ -
Curb Inlet (Type R) L=10', 10' ≤ Depth < 15'		EA	\$ 12,805.00	=	\$ -		\$ -
Curb Inlet (Type R) L=15', Depth < 5'		EA	\$ 12,907.00	=	\$ -		\$ -
Curb Inlet (Type R) L=15', 5' ≤ Depth < 10'		EA	\$ 13,835.00	=	\$ -		\$ -
Curb Inlet (Type R) L=15', 10' ≤ Depth < 15'		EA	\$ 15,130.00	=	\$ -		\$ -
Curb Inlet (Type R) L=20', Depth < 5'		EA	\$ 13,755.00	=	\$ -		\$ -
Curb Inlet (Type R) L=20', 5' ≤ Depth < 10'		EA	\$ 15,181.00	=	\$ -		\$ -
Grated Inlet (Type C), Depth < 5'		EA	\$ 6,037.00	=	\$ -		\$ -
Grated Inlet (Type D), Depth < 5'		EA	\$ 7,458.00	=	\$ -		\$ -
Storm Sewer Manhole, Box Base	2.	EA	\$ 15,130.00	=	\$ 30,260.00		\$ 30,260.00
Storm Sewer Manhole, Slab Base		EA	\$ 8,322.00	=	\$ -		\$ -
Geotextile (Erosion Control)		SY	\$ 9.00	=	\$ -		\$ -
Rip Rap, d50 size from 6" to 24", Size L	180.	Tons	\$ 104.00	=	\$ 18,720.00		\$ 18,720.00
Rip Rap, Grouted		Tons	\$ 124.00	=	\$ -		\$ -
Drainage Channel Construction, Size (W x H)		LF		=	\$ -		\$ -
Drainage Channel Lining, Concrete		CY	\$ 741.00	=	\$ -		\$ -
Drainage Channel Lining, Rip Rap		CY	\$ 145.00	=	\$ -		\$ -
Drainage Channel Lining, Grass		AC	\$ 1,911.00	=	\$ -		\$ -
Drainage Channel Lining, Other Stabilization				=	\$ -		\$ -
Grass lined swale	158.	LF	\$ 9.00	=	\$ 1,422.00		\$ 1,422.00
<i>[insert items not listed but part of construction plans]</i>				=	\$ -		\$ -

PROJECT INFORMATION		
Rex Roundabout	8/25/2024	CDR2321
Project Name	Date	PCD File No.

Description	Quantity	Units	Unit Cost	Total	(with Pre-Plat Construction)		
					% Complete	Remaining	
Section 2 Subtotal				= \$	607,193.50		\$ 607,193.50

SECTION 3 - COMMON DEVELOPMENT IMPROVEMENTS (Private or District and NOT Maintained by EPC)**

				=	\$	-	\$	-	
				=	\$	-	\$	-	
				=	\$	-	\$	-	
				=	\$	-	\$	-	
				=	\$	-	\$	-	
				=	\$	-	\$	-	
STORM DRAIN IMPROVEMENTS	<i>(Exception: Permanent Pond/BMP shall be itemized under Section 1)</i>								
				=	\$	-	\$	-	
				=	\$	-	\$	-	
				=	\$	-	\$	-	
				=	\$	-	\$	-	
				=	\$	-	\$	-	
				=	\$	-	\$	-	
WATER SYSTEM IMPROVEMENTS									
Water Main Pipe (PVC), Size 8"		LF	\$ 84.00	=	\$	-	\$	-	
Water Main Pipe (Ductile Iron), Size 8"		LF	\$ 98.00	=	\$	-	\$	-	
Gate Valves, 8"		EA	\$ 2,418.00	=	\$	-	\$	-	
Fire Hydrant Assembly, w/ all valves		EA	\$ 8,584.00	=	\$	-	\$	-	
Water Service Line Installation, inc. tap and valves		EA	\$ 1,723.00	=	\$	-	\$	-	
Fire Cistern Installation, complete		EA		=	\$	-	\$	-	
<i>[insert items not listed but part of construction plans]</i>				=	\$	-	\$	-	
SANITARY SEWER IMPROVEMENTS									
Sewer Main Pipe (PVC), Size 8"		LF	\$ 84.00	=	\$	-	\$	-	
Sanitary Sewer Manhole, Depth < 15 feet		EA	\$ 5,708.00	=	\$	-	\$	-	
Sanitary Service Line Installation, complete		EA	\$ 1,825.00	=	\$	-	\$	-	
Sanitary Sewer Lift Station, complete		EA		=	\$	-	\$	-	
<i>[insert items not listed but part of construction plans]</i>				=	\$	-	\$	-	
LANDSCAPING IMPROVEMENTS	<i>(For subdivision specific condition of approval, or PUD)</i>								
		EA		=	\$	-	\$	-	
		EA		=	\$	-	\$	-	
		EA		=	\$	-	\$	-	
		EA		=	\$	-	\$	-	
		EA		=	\$	-	\$	-	


PROJECT INFORMATION

Rex Roundabout	8/25/2024	CDR2321
Project Name	Date	PCD File No.

Description	Quantity	Units	Unit Cost	=	Total	(with Pre-Plat Construction)				
						% Complete	Remaining			
** - Section 3 is not subject to defect warranty requirements						Section 3 Subtotal	=	\$ -		\$ -
AS-BUILT PLANS (Public Improvements inc. Permanent WQCV BMPs)		LS	\$ 20,000.00	=	\$ 20,000.00		\$	20,000.00		
POND/BMP CERTIFICATION (inc. elevations and volume calculations)		LS	\$ 10,000.00	=	\$ 10,000.00		\$	10,000.00		
						Total Construction Financial Assurance	\$	863,349.40		
						(Sum of all section subtotals plus as-builts and pond/BMP certification)				
						Total Remaining Construction Financial Assurance (with Pre-Plat Construction)	\$	863,349.40		
						(Sum of all section totals less credit for items complete plus as-builts and pond/BMP certification)				
						Total Defect Warranty Financial Assurance	\$	131,842.30		
						(20% of all items identified as (*). To be collateralized at time of preliminary acceptance)				

Approvals

I hereby certify that this is an accurate and complete estimate of costs for the work as shown on the Grading and Erosion Control Plan and Construction Drawings associated with the Project.



Engineer (P.E. Seal Required)

Approved by Owner / Applicant

Date

Approved by El Paso County Engineer / ECM Administrator

Date