



REVISION TABLE		DESCRIPTION
NUMBER	DATE	REVISOR

PROPOSED HOME FOR:
ASHLEIGH & DANIEL MONTOYA
7445 MEADOWPINE DRIVE
BLACK FOREST, CO 80908

DRAWINGS PROVIDED BY:
MARK RILEY - DESIGNER
FORTIFIED SOLUTIONS
2804 JANITELL RD.
COLORADO SPRINGS, CO 80906
(719) 533-6681


DATE:

4/8/21

SCALE:

SHEET:

P-1




MARK RILEY - DESIGNER
FORTIFIED SOLUTIONS
2804 JANITELL RD.
COLORADO SPRINGS, CO 80906
(719) 33-6681

P-2



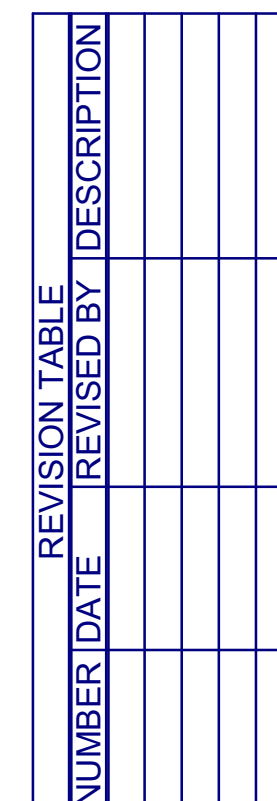
STANDING SEAM METAL ROOF AWNING (BLACK)



MARK RILEY - DESIGNER
FORTIFIED SOLUTIONS
2804 JANITELL RD.
COLORADO SPRINGS, CO 80906
(719) 33-6681

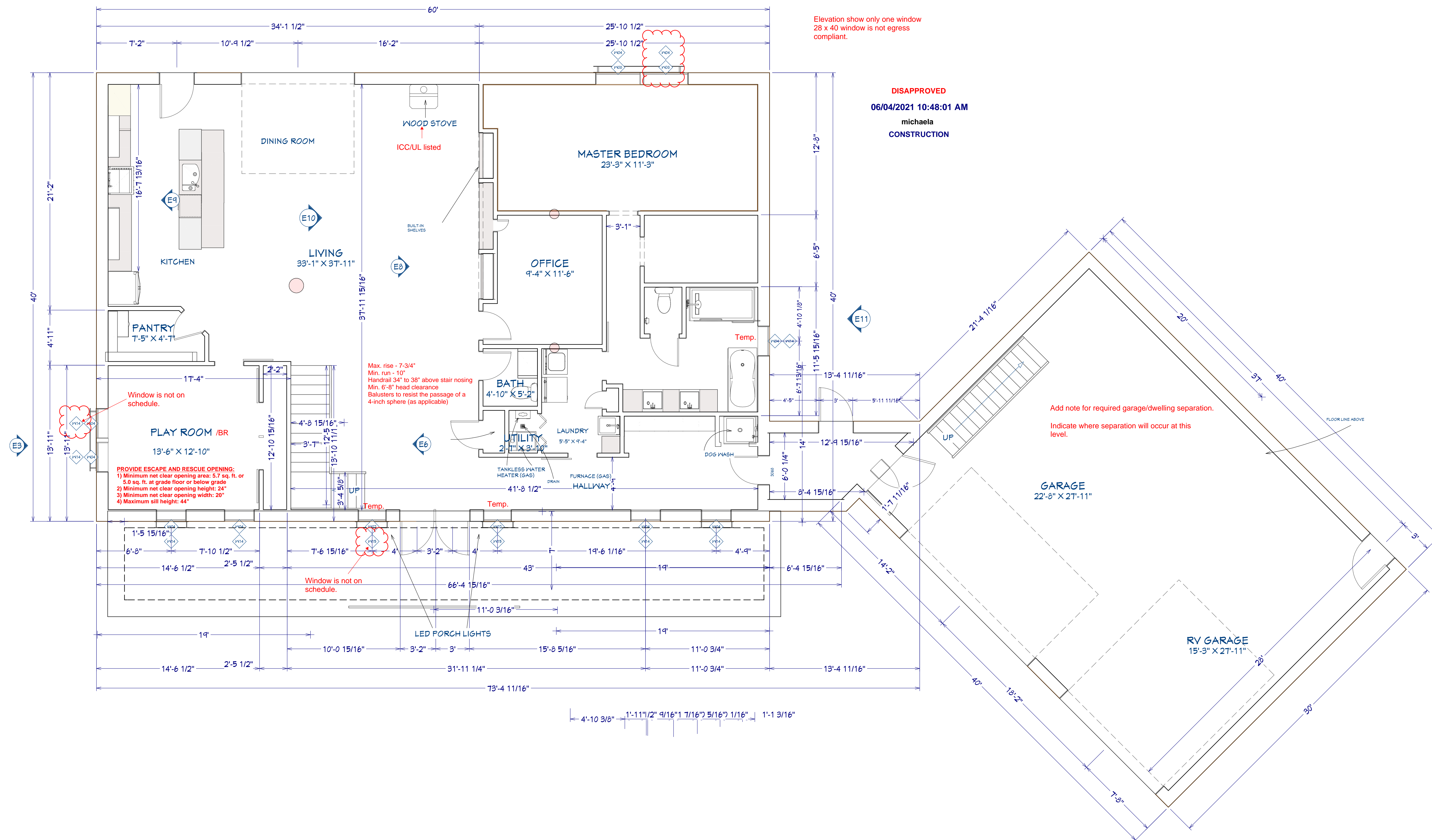
P-3

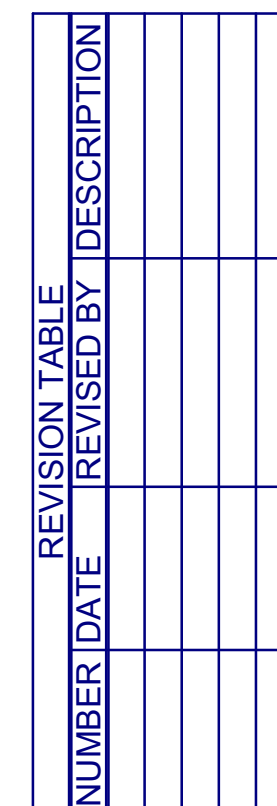




DRAWINGS PROVIDED BY:
MARK RILEY - DESIGNER
FORTIFIED SOLUTIONS
2804 JANITELL RD.
COLORADO SPRINGS, CO 80906
(719) 33-6681

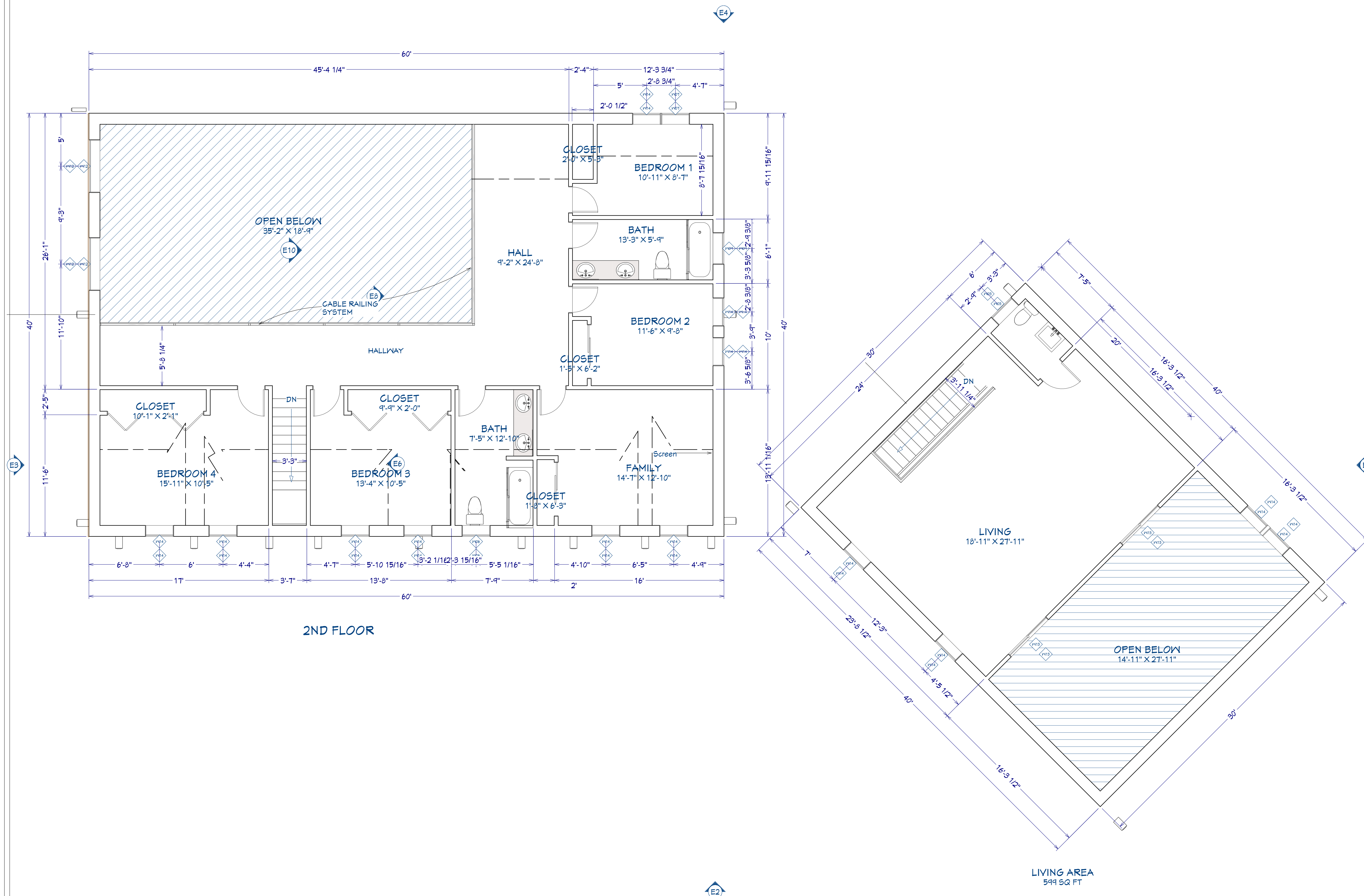
P-4

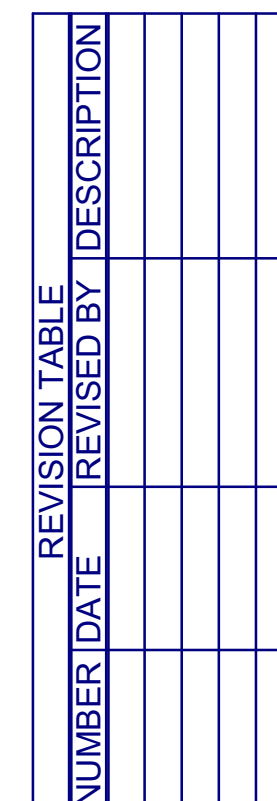




DRAWINGS PROVIDED BY:
MARK RILEY - DESIGNER
FORTIFIED SOLUTIONS
2804 JANITELL RD.
COLORADO SPRINGS, CO 80906
(719) 33-6681

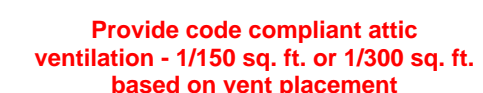
P-5





DRAWINGS PROVIDED BY:
MARK RILEY - DESIGNER
FORTIFIED SOLUTIONS
2804 JANITELL RD.
COLORADO SPRINGS, CO 80906
(719) 33-6681

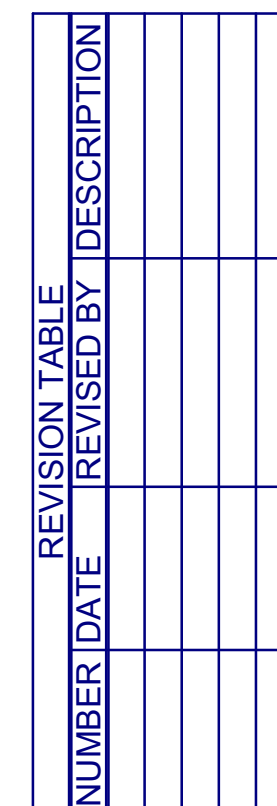
P-6



Architectural section drawing of a two-story house. The drawing includes the following dimensions and annotations:

- Roof:** Pitch angle of $134^{\circ} 45' 37''$.
- Second Floor:**
 - Overall width: $12'-10 \frac{1}{2}''$
 - Left side width: $10'-5 \frac{5}{8}''$
 - Right side width: $6'-5''$
 - Far right width: $10'-9 \frac{13}{16}''$
 - Central vertical dimension: $2'-9 \frac{1}{16}''$
- First Floor:**
 - Overall width: $12'-5''$
 - Left side width: $9'-10 \frac{1}{2}''$
 - Right side width: $20'-3 \frac{13}{16}''$
 - Central vertical dimension: $11'-9 \frac{1}{8}''$
 - Far right vertical dimension: $11'-9 \frac{1}{8}''$
 - Bottom left vertical dimension: $4'-8''$
 - Bottom center vertical dimension: $6'-6 \frac{1}{8}''$
 - Bottom right vertical dimension: $11''$
- Staircase:**
 - Stair tread height: $8''$ (labeled as "8" STAIR TREAD HEIGHT")
 - Stair width: $3'-3''$
 - Stair depth: $3'$
- Other Dimensions:**
 - Overall height: $11'-0''$
 - Overall width: $12'-5''$
- Annotations:**
 - Red text: "Provide a detail construction with placement of in"
 - Blue text: "134° 45' 37"
 - Blue text: "12'-10 1/2"
 - Blue text: "10'-5 5/8"
 - Blue text: "12'-5"
 - Blue text: "6'-5"
 - Blue text: "10'-9 13/16"
 - Blue text: "2'-9 1/16"
 - Blue text: "9'-10 1/2"
 - Blue text: "20'-3 13/16"
 - Blue text: "11'-9 1/8"
 - Blue text: "11'-9 1/8"
 - Blue text: "6'-6 1/8"
 - Blue text: "11"
 - Blue text: "4'-8"
 - Blue text: "3'-3"
 - Blue text: "3"
 - Blue text: "8" STAIR TREAD HEIGHT"

Elevation 6

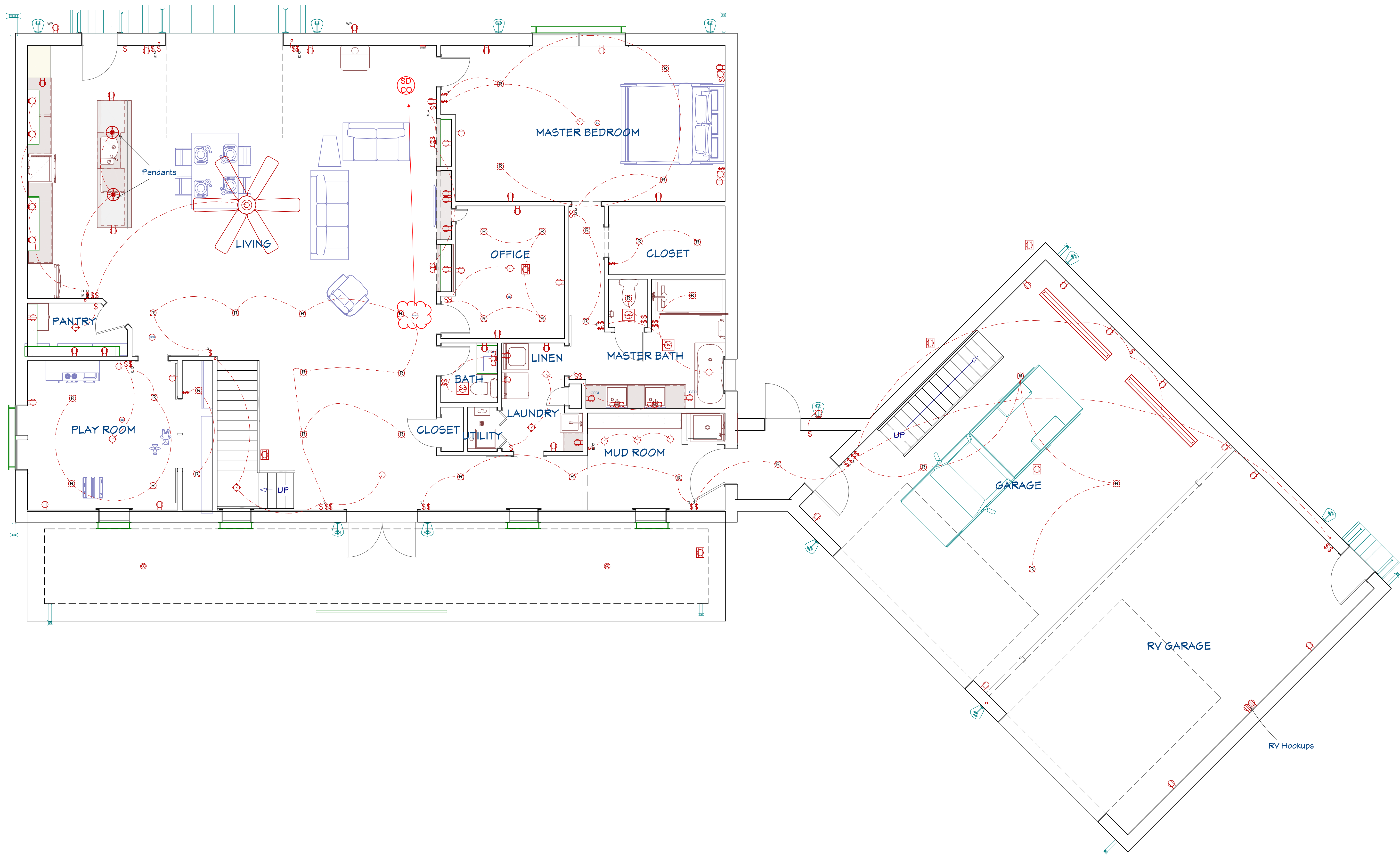


DRAWINGS PROVIDED BY:
MARK RILEY - DESIGNER
CORTESE SOLUTIONS
2804 JANITELL RD.
COLORADO SPRINGS, CO 80906
(719) 33-6681

P-7



Roof Plan View



Electrical Plan View



REVISION TABLE		DESCRIPTION
NUMBER	DATE	REVISION BY

PROPOSED HOME FOR:
ASHLEIGH & DANIEL MONTOYA
7445 MEADOWPINE DRIVE
BLACK FOREST, CO 80908

DRAWINGS PROVIDED BY:
MARK RILEY - DESIGNER
FORTIFIED SOLUTIONS
2804 JANITELL RD.
COLORADO SPRINGS, CO 80906
(719) 53-6681

DATE:

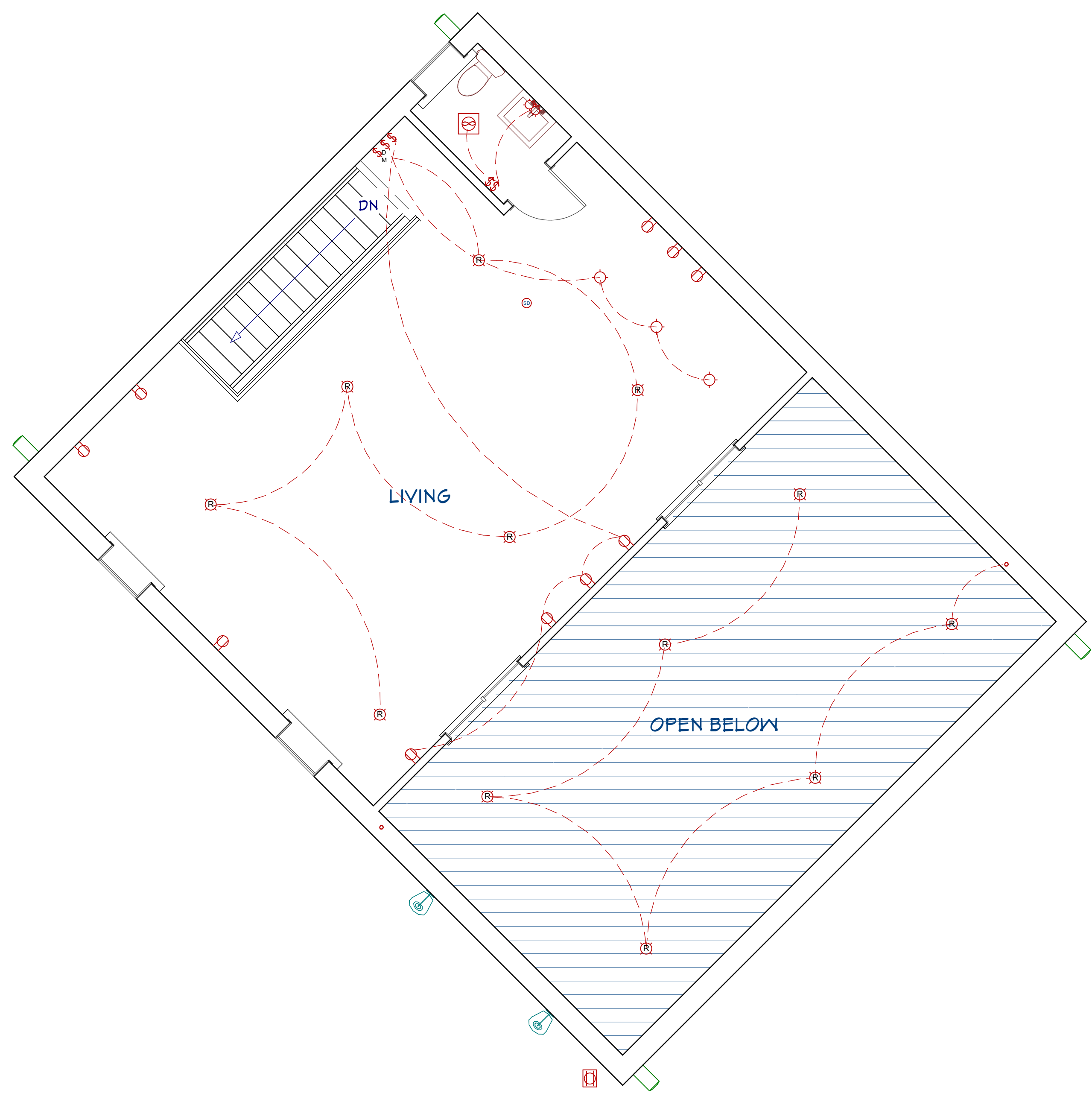
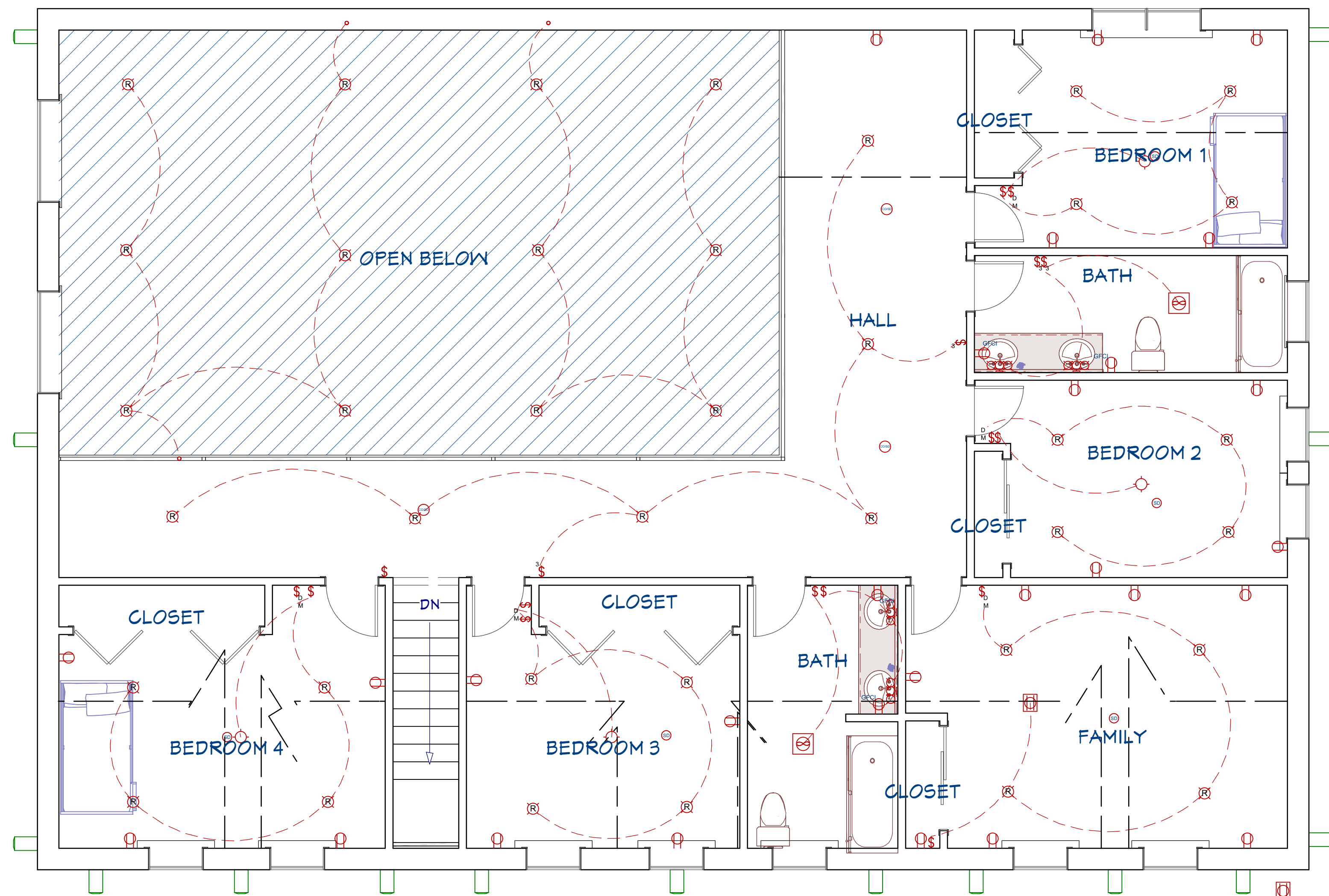
4/8/21

SCALE:

1/4" = 1'

SHEET:

P-8



LIVING AREA
647 SQ FT

Electrical Plan View - 2nd Floor



REVISION TABLE	
NUMBER	DATE

PROPOSED HOME FOR:
ASHLEIGH & DANIEL MONTOYA
7445 MEADOWPINE DRIVE
BLACK FOREST, CO 80908

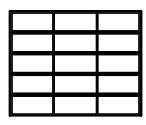
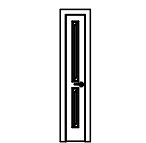


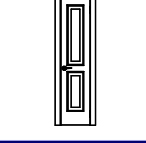
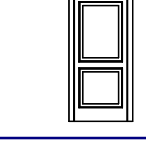
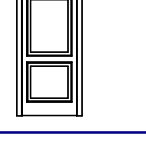
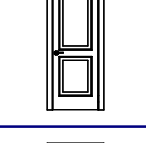
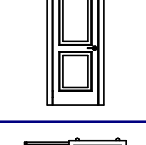
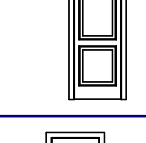
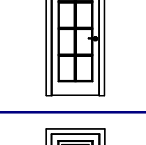
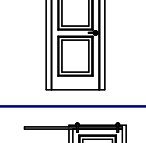
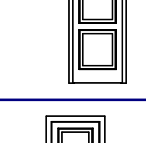
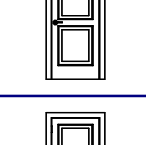
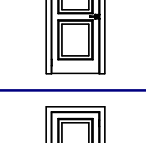
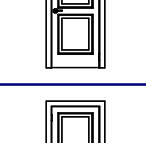
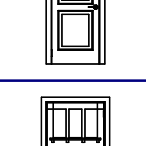
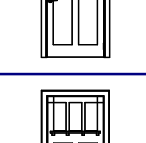
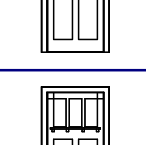
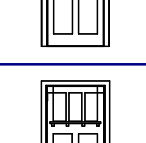
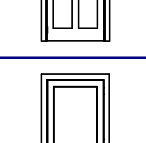
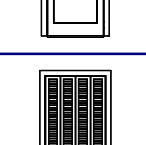
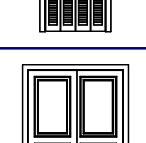
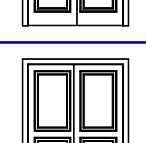
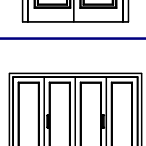

DRAWINGS PROVIDED BY:
MARK RILEY - DESIGNER
FORTIFIED SOLUTIONS
2804 JANITELL RD.
COLORADO SPRINGS, CO 80906
(719) 53-6681

DATE:
4/8/21

SCALE:
1/4" = 1'

SHEET:
P-9

DOOR SCHEDULE

DOOR SCHEDULE											
3D EXTERIOR ELEVATION	NUMBER	LABEL	QTY	FLOOR	SIZE	R/O	EGRESS	DESCRIPTION	HEADER	CODE	MANUFACTURER/COMMENTS
	D01		1	1	120X11	120X131"	21"	GARAGE-AVANTE 3 PANEL 21"	1 120X11 120X131" (2)		
	D02		1	1	1084 L IN	14'X62 1/2"		HINGED DOOR F04	208X117 (2)		
	D03		1	1	23140	146'X111"		GARAGE-SONOMA RANCH SOLID 0"	1 120X11 120X131" (2)		
	D04		1	1	16300	18'X98"		GARAGE-SONOMA RANCH ARCHED STOCKTON IV SINGLE 8"	1 120X11 120X131" (2)		
	D05		1	1	1660 L IN	25 1/2'X62 1/2"		HINGED DOOR F04	208X123 1/2" (2)		
	D06		1	1	21060 L	18'X62 1/2"		BARN DOOR F04	208X131" (2)		
	D07		1	1	21160 R	17'X62 1/2"		BARN DOOR F04	208X167 (2)		
	D08		2	2	2660 L IN	30 3/4'X62 1/2"		HINGED DOOR F04	208X133 3/4" (2)		
	D09		2	2	2660 R IN	30 3/4'X62 1/2"		HINGED DOOR F04	208X133 3/4" (2)		
	D10		1	1	2660 L	32'X62 1/2"		BARN DOOR F04	208X131" (2)		
	D11		1	1	2660 L IN	31 13/16'X62 1/2"		HINGED-1300 FRENCH	208X134 13/16" (2)		
	D12		2	1	2660 L IN	32'X62 1/2"		HINGED DOOR F04	208X131" (2)		
	D13		2	1	2660 R	32'X62 1/2"		BARN DOOR F04	208X131" (2)		
	D14		1	1	2660 R IN	32'X62 1/2"		HINGED DOOR F04	1 120X5 120X41" (2)		
	D15		2	1	2660 R IN	32'X62 1/2"		HINGED DOOR F04	208X131" (2)		
	D16		2	2	2660 L IN	32'X62 1/2"		HINGED DOOR F04	208X131" (2)		
	D17		2	2	2660 R IN	32'X62 1/2"		HINGED DOOR F04	208X131" (2)		
	D18		3	1	3060 L EX	38'X63"		EXT. HINGED DOOR E21	1 120X5 120X41" (2)		
	D19		1	1	3060 L EX	38'X63"		EXT. HINGED DOOR E21	208X141" (2)		
	D20		1	1	3060 R EX	38'X63"		EXT. HINGED DOOR E21	1 120X5 120X41" (2)		
	D21		1	1	3060 R EX	38'X63"		EXT. HINGED DOOR E21	208X141" (2)		
	D22		1	1	3060 R EX	38'X63"		EXT. HINGED GLASS PANEL	1 120X5 120X41" (2)		
	D23		1	1	12360 L IN	48'X62 1/2"		4 PR. BIFOLD-LAUNDRY	208X167 (2)		
	D24		1	2	3060 L IN	32'X62 1/2"		SLIDING DOOR F04	208X161" (2)		
	D25		1	2	3060 R IN	32'X62 1/2"		SLIDING DOOR F04	208X161" (2)		
	D26		2	2	16360 L IN	117'X62 1/2"		4 PR. BIFOLD DOOR F02	208X113" (2)		

There are no door numbers on the floor plan.

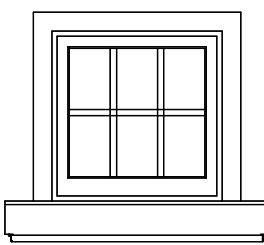

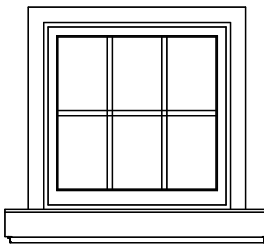



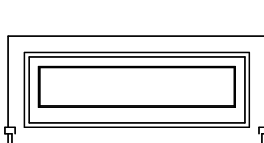
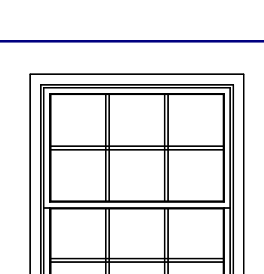

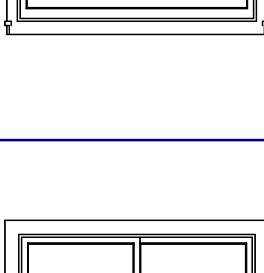
DISAPPROVED

06/04/2021 10:54:27 AM

michaela

CONSTRUCTION

WINDOW SCHEDULE

WINDOW SCHEDULE											
3D EXTERIOR ELEVATION	NUMBER	LABEL	QTY	FLOOR	SIZE	R/O	EGRESS	DESCRIPTION	HEADER	CODE	MANUFACTURER/COMMENTS
	W01	2020FX	1	3	2020FX	25"X25"		FIXED GLASS	1 1/2X5 1/2X26" (2)		
	W02	26405H	2	1	26405H	31"X49"		SINGLE HUNG	1 1/2X5 1/2X34" (2)		
	W03	2828AWN	1	2	2828AWN	33"X33"		SINGLE AWNING	1 1/2X5 1/2X36" (2)		
	W04	28405H	7	1	28405H	33"X49"		SINGLE HUNG	1 1/2X5 1/2X36" (2)		
	W05	28405H	13	2	28405H	33"X49"		SINGLE HUNG	1 1/2X5 1/2X36" (2)		
	W06	W06,W02-28405H	2	2	28405H	33"X49"		SINGLE HUNG	2X6X36" (2)		
	W07	3010FX	1	2	3010FX	37"X13"		FIXED GLASS	1 1/2X5 1/2X40" (2)		
	W08	40505H	2	1	40505H	49"X61"		SINGLE HUNG	1 1/2X5 1/2X52" (2)		
	W09	5020FX	2	2	5020FX	61"X25"		FIXED GLASS	1 1/2X5 1/2X64" (2)		
	W10	5030LS	2	2	5030LS	61"X37"		LEFT SLIDING	2X6X64" (2)		



REVISION TABLE

NUMBER	DATE	REVISION BY	DESCRIPTION

PROPOSED HOME FOR:

ASHLEIGH & DANIEL MONTOYA
7445 MEADOWPINE DRIVE
BLACK FOREST, CO 80908

DRAWINGS PROVIDED BY:

MARK RILEY - DESIGNER
FORTIFIED SOLUTIONS
2804 JANITELL RD.
COLORADO SPRINGS, CO 80906
(719) 53-6661

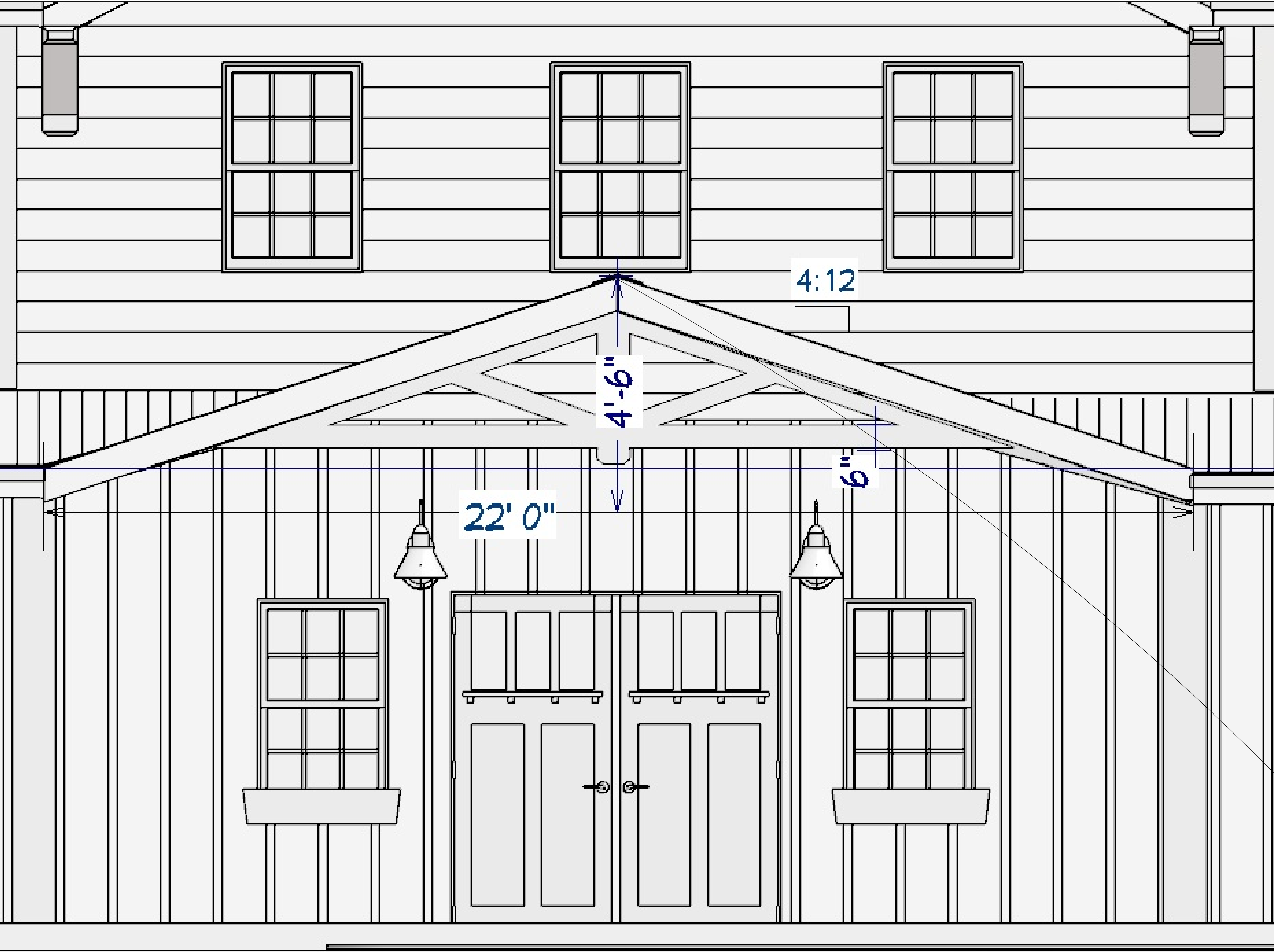
DATE:

4/8/21

SCALE:

SHEET:

P-10



Ridge of Porch Gable = 9' 6" Depth



REVISION TABLE		DESCRIPTION
NUMBER	DATE	REVISOR

PROPOSED HOME FOR:
ASHLEY & DANIEL MONTOYA
7445 MEADOWPINE DRIVE
BLACK FOREST, CO 80908

DRAWINGS PROVIDED BY:
MARK RILEY - DESIGNER
FORTIFIED SOLUTIONS
2804 JANITELL RD.
COLORADO SPRINGS, CO 80906
(719) 533-6681

DATE:

4/8/21

SCALE:

SHEET:

P-11