

SF. 19. 011

Chuck Broerman  
03/11/2021 03:10:41 PM  
Doc \$0.00 30  
Rec \$0.00 Pages

El Paso County, CO



221048732

**PRIVATE DETENTION BASIN /  
STORMWATER QUALITY BEST MANAGEMENT PRACTICE  
MAINTENANCE AGREEMENT AND EASEMENT**

This PRIVATE DETENTION BASIN / STORMWATER QUALITY BEST MANAGEMENT PRACTICE MAINTENANCE AGREEMENT AND EASEMENT (Agreement) is made by and between EL PASO COUNTY by and through THE BOARD OF COUNTY COMMISSIONERS OF EL PASO COUNTY, COLORADO (Board or County) and Abert Ranch Subdivision, LLC (Owner or Developer) and Abert Ranch Homeowner's Association (Homeowners Association or Association), a Colorado nonprofit corporation. The above may occasionally be referred to herein singularly as "Party" and collectively as "Parties."

Recitals

A. WHEREAS, Developer is the owner of certain real estate (the Property or Subdivision) in El Paso County, Colorado, which Property is legally described in Exhibit A attached hereto and incorporated herein by this reference; and

B. WHEREAS, Developer desires to plat and develop on the Property a subdivision to be known as Abert Ranch Subdivision; and

C. WHEREAS, the development of this Property will substantially increase the volume of water runoff and will decrease the quality of the stormwater runoff from the Property, and, therefore, it is in the best interest of public health, safety and welfare for the County to condition approval of this subdivision on Developer's promise to construct adequate drainage, water runoff control facilities, and stormwater quality structural Best Management Practices ("BMPs") for the subdivision; and

D. WHEREAS, Chapter 8, Section 8.4.5 of the El Paso County Land Development Code, as periodically amended, promulgated pursuant to Section 30-28-133(1), Colorado Revised Statutes (C.R.S.), requires the County to condition approval of all subdivisions on a developer's promise to so construct adequate drainage, water runoff control facilities, and BMPs in subdivisions; and

E. WHEREAS, the Drainage Criteria Manual, Volume 2, as amended by Appendix I of the El Paso County Engineering Criteria Manual (ECM), as each may be periodically amended, promulgated pursuant to the County's Colorado Discharge Permit System General Permit (MS4 Permit) as required by Phase II of the National Pollutant Discharge Elimination System (NPDES), which MS4 Permit requires that the County take measures to protect the quality of stormwater from sediment and other contaminants, requires subdividers, developers, landowners, and owners of facilities located in the County's rights-of-way or easements to provide adequate permanent stormwater quality BMPs with new development or significant redevelopment; and

F. WHEREAS, Section 2.9 of the El Paso County Drainage Criteria Manual provides for a developer's promise to maintain a subdivision's drainage facilities in the event the County does not assume such responsibility; and

G. WHEREAS, developers in El Paso County have historically chosen water runoff detention basins as a means to provide adequate drainage and water runoff control in subdivisions, which basins,

while effective, are less expensive for developers to construct than other methods of providing drainage and water runoff control; and

H. WHEREAS, Developer desires to construct for the subdivision One detention basin/stormwater quality BMP(s) (“detention basin/BMP(s)”) as the means for providing adequate drainage and stormwater runoff control and to meet requirements of the County’s MS4 Permit, and to operate, clean, maintain and repair such detention basin/BMP(s); and

I. WHEREAS, Developer desires to construct the detention basin/BMP(s) on property that is or will be platted as Lot 10, Abert Ranch Subdivision as indicated on the final plat of the subdivision, and as set forth on Exhibit B attached hereto; and

J. WHEREAS, Developer shall be charged with the duty of constructing the detention basin/BMP(s) and the Association shall be charged in the Subdivision’s Covenants with the duties of operating, maintaining and repairing all common areas and common structures within the Subdivision, including the detention basin/BMP(s) on the Property described in Exhibit B; and

K. WHEREAS, it is the County’s experience that subdivision developers and property owners historically have not properly cleaned and otherwise not properly maintained and repaired these detention basins/BMPs, and that these detention basins/BMPs, when not so properly cleaned, maintained, and repaired, threaten the public health, safety and welfare; and

L. WHEREAS, the County, in order to protect the public health, safety and welfare, has historically expended valuable and limited public resources to so properly clean, maintain, and repair these detention basins/BMPs when developers and property owners have failed in their responsibilities, and therefore, the County desires the means to recover its costs incurred in the event the burden falls on the County to so clean, maintain and repair the detention basin/BMP(s) serving this subdivision due to the Developer/Owner’s failure to meet its obligations to do the same; and

M. WHEREAS, the County conditions approval of this subdivision on the Developer’s promise to so construct the detention basin/BMP(s), and further conditions approval on the Association’s promise to reimburse the County in the event the burden falls upon the County to so clean, maintain and/or repair the detention basin/BMP(s) serving this Subdivision; and

N. WHEREAS, the County could condition subdivision approval on the Developer’s promise to construct a different and more expensive drainage, water runoff control system and BMPs than those proposed herein, which more expensive system would not create the possibility of the burden of cleaning, maintenance and repair expenses falling on the County; however, the County is willing to forego such right upon the performance of Developer’s and the Association’s promises contained herein; and

O. WHEREAS, the County, in order to secure performance of the promises contained herein, conditions approval of this subdivision upon the Developer’s grant herein of a perpetual Easement over a portion of the Property for the purpose of allowing the County to periodically access, inspect, and, when so necessary, to clean, maintain and/or repair the detention basin/BMP(s); and

P. WHEREAS, given that the Association could potentially avoid liability hereunder by dissolving and reforming as a different entity, and given the difficulties inherent in collecting an unsecured promise, the County, in order to secure performance of the promises contained herein, conditions approval

of this Subdivision upon the Developer's creation, by and through this Agreement, of a covenant running with the land upon each and every lot in the Subdivision.

### Agreement

NOW, THEREFORE, in consideration of the mutual Promises contained herein, the sufficiency of which are hereby acknowledged, the Parties agree as follows:

1. **Incorporation of Recitals:** The Parties incorporate the Recitals above into this Agreement.
  
2. **Covenants Running with the Land and Pro Rata Liability upon Individual Lot Owners:** Developer and the Association agree that this entire Agreement and the performance thereof shall become a covenant running with the land, which land is legally described in Exhibit A attached hereto, and that this entire Agreement and the performance thereof shall be binding upon themselves, their respective successors and assigns, including individual lot owners within the Subdivision.

However, any liability imposed under this Agreement against an individual lot owner shall not be joint and several with the Developer and the Association, but shall be prorated on a per-lot basis as determined by the following formula and illustration: each individual lot owner(s) shall be liable for no more than the total monetary amount of liability multiplied by a fraction in which the numerator is the number of lots in the Subdivision owned by a particular lot owner, and the denominator is the total number of lots in the Subdivision. As to any lot(s) owned by more than one person or entity, the liability among co-owners shall be joint and several for the pro rata obligation of that lot. The application of this Paragraph is best illustrated by the following example. Assume the following parameters: total liability is \$10,000; total number of lots in the Subdivision is 10; Lot 1 is owned by persons A and B; person B also owns Lot 2. Liability is as follows: the Developer, \$10,000; the Association \$10,000; Lot 1 is \$100.00, joint and several as to A and B, Lot 2 is \$100 owned solely by B. Thus, person A's total liability is \$100.00 and person B's is \$200.00. Applying the principle that the County cannot collect more than it is owed, and assuming that the County cannot collect anything from the Developer and the Association, if the County collected the whole \$200.00 from B, then it could not collect the \$100.00 from A. Likewise, if the County collected the \$100.00 from A, then it could only collect \$100.00 from B.

3. **Construction:** Developer shall construct on that portion of the Property described in Exhibit B attached hereto and incorporated herein by this reference, one detention basin/BMP(s). Developer shall not commence construction of the detention basin/BMP(s) until the El Paso County Planning and Community Development Department (PCD) has approved in writing the plans and specifications for the detention basin/BMP(s) and this Agreement has been signed by all Parties and returned to the PCD. Developer shall complete construction of the detention basin/BMP(s) in substantial compliance with the County-approved plans and specifications for the detention basin/BMP(s). Failure to meet these requirements shall be a material breach of this Agreement and shall entitle the County to pursue any remedies available to it at law or in equity to enforce the same. Construction of the detention basin/BMP(s) shall be substantially completed within one (1) year (defined as 365 days), which one year period will commence to run on the date the approved plat of this Subdivision is recorded in the records of the El Paso County Clerk and Recorder. Rough grading of the detention basin/BMP(s) must be completed and inspected by the El Paso County Planning and Community Development Department prior to commencing road construction.

In the event construction is not substantially completed within the one (1) year period, then the County may exercise its discretion to complete the project, and shall have the right to seek reimbursement from the Developer and the Association and its successors and assigns, including individual lot owners in the Subdivision, for its actual costs and expenses incurred in the process of completing construction. The term actual costs and expenses shall be liberally construed in favor of the County, and shall include, but shall not be limited to, labor costs, tool and equipment costs, supply costs, and engineering and design costs, regardless of whether the County uses its own personnel, tools, equipment and supplies, etc. to correct the matter. In the event the County initiates any litigation or engages the services of legal counsel in order to enforce the Provisions arising herein, the County shall be entitled to its damages and costs, including reasonable attorney fees, regardless of whether the County contracts with outside legal counsel or utilizes in-house legal counsel for the same. The scope of liability therefor of the Developer, the Association, and the individual lot owners shall be as set forth in Paragraph Two (2) above.

4. **Maintenance:** The Developer and the Association agrees for themselves, their respective successors and assigns, including individual lot owners within the Subdivision, that they will regularly and routinely inspect, clean and maintain the detention basin/BMP(s), and otherwise keep the same in good repair, all at its own cost and expense. No trees or shrubs that will impair the structural integrity of the detention basin/BMP(s) shall be planted or allowed to grow on the detention basin/BMP(s).

5. **Creation of Easement:** Developer and the Association hereby grants the County a non-exclusive perpetual easement upon and across that portion of the Property described in Exhibit B. The purpose of the easement is to allow the County to access, inspect, clean, repair and maintain the detention basin/BMP(s); however, the creation of the easement does not expressly or implicitly impose on the County a duty to so inspect, clean, repair or maintain the detention basin/BMP(s).

6. **County's Rights and Obligations:** Any time the County determines, in the sole exercise of its discretion, that the detention basin/BMP(s) is not properly cleaned, maintained and/or otherwise kept in good repair, the County shall give reasonable notice to the Developer, the Association and their respective successors and assigns, including the individual lot owners within the Subdivision, that the detention basin/BMP(s) needs to be cleaned, maintained and/or otherwise repaired. The notice shall provide a reasonable time to correct the problem(s). Should the responsible parties fail to correct the specified problem(s), the County may enter upon the Property to so correct the specified problem(s). Notice shall be effective to the above by the County's deposit of the same into the regular United States mail, postage pre-paid. Notwithstanding the foregoing, this Agreement does not expressly or implicitly impose on the County a duty to so inspect, clean, repair or maintain the detention basin/BMP(s).

7. **Reimbursement of County's Costs / Covenant Running With the Land:** The Developer and the Association agree and covenant, for themselves, their respective successors and assigns, including individual lot owners within the Subdivision, that they will reimburse the County for its costs and expenses incurred in the process of completing construction of, cleaning, maintaining, and/or repairing the detention basin/BMP(s) pursuant to the provisions of this Agreement; however, the obligation and liability of the Developer hereunder shall only continue until such time as the Developer transfers the entire management and operation of the Association to the individual lot owners within the Subdivision. Notwithstanding the previous sentence, the Association and the individual lot owners within the Subdivision shall always remain obligated and liable hereunder as per the provisions of Paragraph Two (2) above.

The term "actual costs and expenses" shall be liberally construed in favor of the County, and shall include, but shall not be limited to, labor costs, tools and equipment costs, supply costs, and engineering

and design costs, regardless of whether the County uses its own personnel, tools, equipment and supplies, etc. to correct the matter. In the event the County initiates any litigation or engages the services of legal counsel in order to enforce the provisions arising herein, the County shall be entitled to its damages and costs, including reasonable attorney's fees, regardless of whether the County contracts with outside legal counsel or utilizes in-house legal counsel for the same. The scope of liability thereof of the Developer, the Association, and the individual lot owners shall be as set forth in Paragraph Two (2) above.

8. Contingencies of Subdivision Approval: Developer's and Association's execution of this Agreement is a condition of subdivision approval. Additional conditions of this Agreement include, but are not limited to, the following:

- a. The County's receipt of a copy of the Articles of Incorporation for the Association, as filed with the Colorado Secretary of State, receipt of the Certificate of Incorporation or other comparable proof for the same from the Colorado Secretary of State; a copy of the Bylaws of the Association; a copy of the organizational minutes or other appropriate document of the Association, properly executed and attested, establishing that the Association has adopted this Agreement as an obligation of the Association; and
- b. A copy of the Covenants of the Subdivision establishing that the Association is obligated to inspect, clean, maintain, and repair the detention basin/BMP(s); that the Association has adopted this Agreement as an obligation of the Association; and that a funding mechanism is in place whereby individual lot owners within the Subdivision pay a regular fee to the Association for, among other matters, the inspection, cleaning, maintenance, and repair of the detention basin/BMP(s); and
- c. A copy of the Covenants of the Subdivision establishing that this Agreement is incorporated into the Covenants, and that such Agreement touches and concerns each and every lot within the Subdivision; and

The County shall have the right, in the sole exercise of its discretion, to approve or disapprove any documentation submitted to it under the conditions of this Paragraph, including but not limited to, any separate agreement or amendment, if applicable, identifying any specific maintenance responsibilities not addressed herein. The County's rejection of any documentation submitted hereunder shall mean that the appropriate condition of this Agreement has not been fulfilled.

9. Distribution to Lot Purchaser: Upon the initial sale of any lot within the Subdivision, prior to closing on such sale, the Developer shall give a copy of this Agreement to the potential Buyer.

10. Agreement Monitored by El Paso County Planning and Community Development Department and/or El Paso County Department of Public Works: Any and all actions and decisions to be made hereunder by the County shall be made by the Director of the El Paso County Planning and Community Development Department and/or the Director of the El Paso County Department of Public Works. Accordingly, any and all documents, submissions, plan approvals, inspections, etc. shall be submitted to and shall be made by the Director of the Planning and Community Development Department and/or the Director of the El Paso County Department of Public Works.

11. **Indemnification and Hold Harmless:** To the extent authorized by law, Developer and the Association agrees, for themselves, its successors and assigns, including the individual lot owners in the Subdivision, that they will indemnify, defend, and hold the County harmless from any and all loss, costs, damage, injury, liability, claim, lien, demand, action and causes of action whatsoever, whether at law or in equity, arising from or related to their intentional or negligent acts, errors or omissions or that of their agents, officers, servants, employees, invitees and licensees in the construction, operation, inspection, cleaning (including analyzing and disposing of any solid or hazardous wastes as defined by State and/or Federal environmental laws and regulations), maintenance, and repair of the detention basin/BMP(s), and such obligation arising under this Paragraph shall be joint and several. Nothing in this Paragraph shall be deemed to waive or otherwise limit the defense available to the County pursuant to the Colorado Governmental Immunity Act, Sections 24-10-101, *et seq.* C.R.S., or as otherwise provided by law. However, the obligation and liability of the Developer hereunder shall only continue until such time as the Developer transfers the entire management and operation of the Association to the individual lot owners within the Subdivision.

11. **Severability:** In the event any Court of competent jurisdiction declares any part of this Agreement to be unenforceable, such declaration shall not affect the enforceability of the remaining parts of this Agreement.

12. **Third Parties:** This Agreement does not and shall not be deemed to confer upon or grant to any third party any right to claim damages or to bring any lawsuit, action or other proceeding against either the County, the Developer, the Association or their respective successors and assigns, because of any breach hereof or because of any terms, covenants, agreements or conditions contained herein.

13. **Solid Waste or Hazardous Materials:** Should any refuse from the detention basin/BMP(s) be suspected or identified as solid waste or petroleum products, hazardous substances or hazardous materials (collectively referred to herein as “hazardous materials”), the Developer and the Association shall take all necessary and proper steps to characterize the solid waste or hazardous materials and properly dispose of it in accordance with applicable State and/or Federal environmental laws and regulations, including, but not limited to, the following: Solid Wastes Disposal Sites and Facilities Acts, §§ 30-20-100.5 – 30-20-119, C.R.S., Colorado Regulations Pertaining to Solid Waste Disposal Sites and Facilities, 6 C.C.R. 1007-2, *et seq.*, Solid Waste Disposal Act, 42 U.S.C. §§ 6901-6992k, and Federal Solid Waste Regulations 40 CFR Ch. I. The County shall not be responsible or liable for identifying, characterizing, cleaning up, or disposing of such solid waste or hazardous materials. Notwithstanding the previous sentence, should any refuse cleaned up and disposed of by the County be determined to be solid waste or hazardous materials, the Developer and the Association, but not the County, shall be responsible and liable as the owner, generator, and/or transporter of said solid waste or hazardous materials.

14. **Applicable Law and Venue:** The laws, rules, and regulations of the State of Colorado and El Paso County shall be applicable in the enforcement, interpretation, and execution of this Agreement, except that Federal law may be applicable regarding solid waste or hazardous materials. Venue shall be in the El Paso County District Court.

IN WITNESS WHEREOF, the Parties affix their signatures below.

Executed this 11 day of March, 2021, by:

Abert Ranch Subdivision, LLC

By: Eric Leffler  
Eric Leffler, Member

The foregoing instrument was acknowledged before me this 11 day of March, 2021, by Eric Leffler, Member, Abert Ranch Subdivision, LLC

Witness my hand and official seal.

My commission expires: 9/2/2024

Petra Rangel  
Notary Public



Executed this 11 day of March, 2021, by:

Abert Ranch Homeowners Association, a Colorado nonprofit corporation


By: Eric Leffler  
Eric Leffler, President

The foregoing instrument was acknowledged before me this 11 day of March, 2021, by Eric Leffler, Trustee, President, Abert Ranch Homeowners Association, a Colorado nonprofit corporation.

Witness my hand and official seal.


My commission expires: 9/2/2024

Petra Rangel  
Notary Public



Executed this 11<sup>TH</sup> day of MARCH, 2021, by:


BOARD OF COUNTY COMMISSIONERS  
OF EL PASO COUNTY, COLORADO

By:   
Craig Dossey, Executive Director  
Planning and Community Development Department  
Authorized signatory pursuant to LDC

21 The foregoing instrument was acknowledged before me this 11 day of March, 2021, by Craig Dossey, Executive Director of El Paso County Planning and Community Development Department.

Witness my hand and official seal.

My commission expires: 9/24/2021

  
Notary Public

Approved as to Content and Form:

  
Assistant County Attorney

<b>PETRA RANGEL</b> NOTARY PUBLIC - STATE OF COLORADO Notary ID #20164033815 My Commission Expires 9/2/2024
--



## Development Property Description

The Northeast quarter of the Southeast quarter of the Northeast quarter and the Southeast quarter of the Northeast quarter of the Northeast quarter of Section 23, Township 11 South, Range 66 West of the 6<sup>th</sup> Principal Meridian and the South half of the Northwest quarter of the Northwest quarter of Section 24, Township 11 South, Range 66 West of the 6<sup>th</sup> Principal Meridian, El Paso County, Colorado  
Containing 40.40 Acres, more or less

**Exhibit B**

**Pond Property Description: Lot 10, Abert Ranch Subdivision**

**ABERT RANCH**

**Operation and Maintenance  
Manual for**

**Extended Detention Basins  
(EDBs)**

**June, 2009**

**PCD File No. SF1911**

# TABLE OF CONTENTS

<b>EDB-1 BACKGROUND.....</b>	<b>3</b>
<b>EDB-2 INSPECTING EXTENDED DETENTION BASINS (EDBS) .....</b>	<b>3</b>
EDB-2.1 ACCESS AND EASEMENTS.....	3
EDB-2.2 STORMWATER BEST MANAGEMENT PRACTICE (BMP) LOCATIONS .....	3
EDB-2.3 EXTENDED DETENTION BASIN (EDB) FEATURES .....	3
EDB-2.3.1 Inflow Points .....	4
EDB-2.3.2 Forebay .....	5
EDB-2.3.3 Trickle Channel (Low-Flow) .....	6
EDB-2.3.4 Bottom Stage .....	7
EDB-2.3.5 Micropool .....	8
EDB-2.3.6 Outlet Works .....	9
EDB-2.3.7 Emergency Spillway .....	10
EDB-2.3.8 Upper Stage (Dry Storage) .....	11
EDB-2.3.9 Miscellaneous .....	12
EDB-2.4 INSPECTION FORMS .....	13
<b>EDB-3 MAINTAINING EXTENDED DETENTION BASINS (EDBS).....</b>	<b>13</b>
EDB-3.1 MAINTENANCE PERSONNEL .....	13
EDB-3.2 EQUIPMENT .....	13
EDB-3.3 SAFETY .....	14
EDB-3.4 MAINTENANCE FORMS.....	14
EDB-3.5 MAINTENANCE CATEGORIES AND ACTIVITIES.....	14
EDB-3.6 ROUTINE MAINTENANCE ACTIVITIES .....	15
EDB-3.6.1 Mowing .....	15
EDB-3.6.2 Trash/Debris Removal .....	16
EDB-3.6.3 Outlet Works Cleaning .....	16
EDB-3.6.4 Weed Control.....	16
EDB-3.6.5 Mosquito/Algae Treatment.....	16
EDB-3.7 RESTORATION MAINTENANCE ACTIVITIES .....	17
EDB-3.7.1 Sediment Removal .....	17
EDB-3.7.2 Erosion Repair .....	18
EDB-3.7.3 Vegetation Removal/Tree Thinning .....	18
EDB-3.7.4 Clearing Drains/Jet-Vac.....	18
EDB-3.8 REHABILITATION MAINTENANCE ACTIVITIES.....	19
EDB-3.8.1 Major Sediment Removal .....	19
EDB-3.8.2 Major Erosion Repair .....	20
EDB-3.8.3 Structural Repair .....	20

## **EDB-1 BACKGROUND**

Extended Detention Basins (EDBs) are one of the most common types of Stormwater BMPs utilized within the Front Range of Colorado. An EDB is a sedimentation basin designed to “extend” the runoff detention time, but to drain completely dry sometime after stormwater runoff ends. The EDB’s drain time for the water quality portion of the facility is typically 40 hours. The basins are considered to be “dry” because the majority of the basin is designed not to have a significant permanent pool of water remaining between runoff events.

EDBs are an adaptation of a detention basin used for flood control, with the primary difference is the addition of forebays, micropools and a slow release outlet design. Forebays are shallow concrete “pans” located at the inflow point to the basin and are provided to facilitate sediment removal within a contained area prior to releasing into the pond. These forebays collect and briefly hold stormwater runoff resulting in a process called sedimentation, dropping sediment out of the stormwater. The stormwater is then routed from the forebay into the concrete trickle channel and upper basin, the large grassy portion of the basin. The EDB uses a much smaller outlet that extends the emptying time of the more frequently occurring runoff events to facilitate pollutant removal. An EDB should have a small micropool just upstream of the outlet. This micropool is designed to hold a small amount of water to keep sediment and floatables from blocking the outlet orifices.

## **EDB-2 INSPECTING EXTENDED DETENTION BASINS (EDBs)**

### **EDB-2.1 Access and Easements**

Inspection or maintenance personnel may utilize the figures located in the approved Final Drainage Report for the project and recorded subdivision plat containing the location(s) of the access points and potential maintenance easements of the EDB(s) within this development.

### **EDB-2.2 Stormwater Best Management Practice (BMP) Locations**

Inspection or maintenance personnel may utilize the figures located in the approved Final Drainage Report for the project and recorded subdivision plat containing the location(s) of the EDB(s) within this development.

### **EDB-2.3 Extended Detention Basin (EDB) Features**

EDBs have a number of features that are designed to serve a particular function. Many times the proper function of one feature depends on another. For example, if a forebay is not properly maintained, it could negatively affect the performance of a feature downstream (trickle channel, micropool, etc.).

Therefore, it is critical that each feature of the EDB is properly inspected and maintained to ensure that the overall facility functions as it was intended. Below is a list and description of the most common features within an EDB and the corresponding maintenance inspection items that can be anticipated:

**Table EDB-1  
Typical Inspection & Maintenance Requirements Matrix**

<b>EDB Features</b>	<b>Sediment Removal</b>	<b>Mowing/ Weed control</b>	<b>Trash &amp; Debris Removal</b>	<b>Erosion</b>	<b>Overgrown Vegetation Removal</b>	<b>Standing Water (mosquito/ algae control)</b>	<b>Structure Repair</b>
<b>Inflow Points (outfalls)</b>	X		X				X
<b>Forebay</b>	X		X				X
<b>Low-flow channel</b>	X		X	X	X		X
<b>Bottom Stage</b>	X	X	X	X	X	X	
<b>Micropool</b>	X		X		X	X	X
<b>Outlet Works</b>	X		X				X
<b>Emergency Spillway</b>			X	X	X		X
<b>Upper Stage</b>			X	X			
<b>Embankment</b>		X		X	X		

#### **EDB-2.3.1 Inflow Points**

Inflow Points or Outfalls into EDBs are the point source of the stormwater discharge into the facility. An inflow point is commonly a storm sewer pipe with a flared end section that discharges into the EDB. In some instances, an inflow point could be a drainage channel or ditch that flows into the facility.

An energy dissipater (riprap or hard armor protection) is typically immediately downstream of the discharge point into the EDB to protect from erosion. In some cases, the storm sewer outfall can have a toe-wall or cut-off wall immediately below the structure to prevent undercutting of the outfall from erosion.

*The typical maintenance items that are found with inflow points are as follows:*

- a. Riprap Displaced – Many times, because the repeated impact/force of water, the riprap can shift and settle. If any portion of the riprap apron appears to have settled, soil is present between the riprap, or*

the riprap has shifted, maintenance may be required to ensure future erosion is prevented.

*b. Erosion Present/Outfall Undercut* – In some situations, the energy dissipater may not have been sized, constructed, or maintained appropriately and erosion has occurred. Any erosion within the vicinity of the inflow point will require maintenance to prevent damage to the structure(s) and sediment transport within the facility.

*c. Sediment Accumulation* – Because of the turbulence in the water created by the energy dissipater, sediment often deposits immediately downstream of the inflow point. To prevent a loss in hydraulic performance of the upstream infrastructure, sediment that accumulates in this area must be removed in a timely manner.

*d. Structural Damage* – Structural damage can occur at anytime during the life of the facility. Typically, for an inflow, the structural damage occurs to the pipe flared end section (concrete or steel). Structural damage can lead to additional operating problems with the facility, including loss of hydraulic performance.

*e. Woody Growth/Weeds Present* – Undesirable vegetation can grow in and around the inflow area to an EDB that can significantly affect the performance of the drainage facilities discharging into the facility. This type of vegetation includes trees (typically cottonwoods) and dense areas of shrubs (willows). If woody vegetation is not routinely mowed/removed, the growth can cause debris/sediment to accumulate, resulting in blockage of the discharge. Also, tree roots can cause damage to the structural components of the inflow. Routine maintenance is essential for trees (removing a small tree/sapling is much cheaper and “quieter” than a mature tree). In addition, noxious weeds growing in the facility can result in the loss of desirable native vegetation and impact adjacent open spaces/land.

#### **EDB-2.3.2 Forebay**

A forebay is a solid surface (pad), typically constructed of concrete, immediately downstream of the inflow point. The forebay is designed to capture larger particles and trash to prevent them from entering the main portion of the EDB. The solid surface is designed to facilitate mechanical sediment removal (skid steer). The forebay typically includes a small diameter discharge pipe or v-notch weir on the downstream end and designed to drain the forebay in a specified period of time to promote sedimentation. The forebays vary in size and depth depending on the design and site constraints.

*The typical maintenance items that are found with forebays are as follows:*

*a. Sediment/Debris Accumulation* – Because this feature of the EDB is designed to provide the initial sedimentation, debris and sediment frequently accumulate in this area. If the sediment and debris is not removed from the forebay on a regular basis, it can significantly affect the function of other features within the EDB. Routine sediment removal from the forebay can **significantly** reduce the need for dredging of the main portion of the EDB using specialized equipment (long reach excavators). Routine removal of sediment from the forebay can **substantially** decrease the long-term sediment removal costs of an EDB.

*b. Concrete Cracking/Failing* – The forebay is primarily constructed of concrete, which cracks, spalls, and settles. Damage to the forebay can result in decreased performance and impact maintenance efforts.

*c. Drain Pipe/Weir Clogged* – Many times the drainpipe or weir can be clogged with debris, and prevent the forebay from draining properly. If standing water is present in the forebay (and there is not a base flow), the forebay is most likely not draining properly. This can result in a decrease in performance and create potential nuisances with stagnant water (mosquitoes).

*d. Weir/Drain Pipe Damaged* – Routine maintenance activities, vandalism, or age may cause the weir or drain pipe in the forebay to become damaged. Weirs are typically constructed of concrete, which cracks and spalls. The drainpipe is typically smaller in diameter and constructed with plastic, which can fracture.

#### **EDB-2.3.3 Trickle Channel (Low-Flow)**

The trickle channel conveys stormwater from the forebay to the micro-pool of the EDB. The trickle channel is typically made of concrete. However, grass lined (riprap sides protected) is also common and can provide for an additional means of water quality within the EDB. The trickle channel is typically 6-9 inches in depth and can vary in width.

*The typical maintenance items that are found with trickle channels are as follows:*

*a. Sediment/Debris Accumulation* – Trickle channels are typically designed with a relatively flat slope that can promote sedimentation and the collection of debris. Also, if a trickle channel is grass lined it can accumulate sediment and debris at a much quicker rate. Routine



removal of accumulated sediment and debris is essential in preventing flows from circumventing the trickle channel and affecting the dry storage portion of the pond.

*b. Concrete/Riprap Damage* – Concrete can crack, spall, and settle and must be repaired to ensure proper function of the trickle channel. Riprap can also shift over time and must be replaced/repared as necessary.

*c. Woody Growth/Weeds Present* – Because of the constant moisture in the area surrounding the trickle channel, woody growth (cottonwoods/willows) can become a problem. Trees and dense shrub type vegetation can affect the capacity of the trickle channel and can allow flows to circumvent the feature.

*d. Erosion Outside of Channel* – In larger precipitation events, the trickle channel capacity will likely be exceeded. This can result in erosion immediately adjacent to the trickle channel and must be repaired to prevent further damage to the structural components of the EDB.

#### **EDB-2.3.4 Bottom Stage**

The bottom stage is at least 1.0 to 2.0 feet deeper than the upper stage and is located in front of the outlet works structure. The bottom stage is designed to store the smaller runoff events, assists in keeping the majority of the basin bottom dry resulting in easier maintenance operations, and enhances the facilities pollutant removal capabilities. This area of the EDB may develop wetland vegetation.

*The typical maintenance items that are found with the bottom stage are as follows:*

*a. Sediment/Debris Accumulation* – The micro-pool can frequently accumulate sediment and debris. This material must be removed to maintain pond volume and proper function of the outlet structure.

*b. Woody Growth/Weeds Present* - Because of the constant moisture in the soil surrounding the micro-pool, woody growth (cottonwoods/willows) can create operational problems for the EDB. If woody vegetation is not routinely mowed/removed, the growth can cause debris/sediment to accumulate outside of the micro-pool, which can cause problems with other EDB features. Also, tree roots can cause damage to the structural components of the outlet works. Routine management is essential for trees (removing a small tree/sapling is much cheaper and “quieter” than a mature tree).

*c. Bank Erosion* – The micro-pool is usually a couple feet deeper than the other areas of the ponds. Erosion can be caused by water dropping into the micro-pool if adequate protection/armor is not present. Erosion in this area must be mitigated to prevent sediment transport and other EDB feature damage.

*d. Mosquitoes/Algae Treatment* – Nuisance created by stagnant water can result from improper maintenance/treatment of the micro-pool. Mosquito larvae can be laid by adult mosquitoes within the permanent pool. Also, aquatic vegetation that grows in shallow pools of water can decompose causing foul odors. Chemical/mechanical treatment of the micro-pool may be necessary to reduce these impacts to adjacent homeowners.

*e. Petroleum/Chemical Sheen* – Many indicators of illicit discharges into the storm sewer systems will be present in the micro-pool area of the EDB. These indicators can include sheens, odors, discolored soil, and dead vegetation. If it is suspected that an illicit discharge has occurred, contact the supervisor immediately. Proper removal/mitigation of contaminated soils and water in the EDB is necessary to minimize any environmental impacts downstream.

#### **EDB-2.3.5 Micro-pool**

The micro-pool is a concrete or grouted boulder walled structure directly in front of the outlet works. At a minimum, the micropool is 2.5 feet deep and is designed to hold water. The micro-pool is critical in the proper function of the EDB; it allows suspended sediment to be deposited at the bottom of the micro-pool and prevents these sediments from being deposited in front of the outlet works causing clogging of the outlet structure, which results in marshy areas within the top and bottom stages.

*The typical maintenance items that are found with micro-pools are as follows:*

*a. Sediment/Debris Accumulation* – The micro-pool can frequently accumulate sediment and debris. This material must be removed to maintain pond volume and proper function of the outlet structure.

*b. Woody Growth/Weeds Present* - Because of the constant moisture in the soil surrounding the micro-pool, woody growth (cottonwoods/willows) can create operational problems for the EDB. If woody vegetation is not routinely mowed/removed, the growth can cause debris/sediment to accumulate outside of the micro-pool, which

can cause problems with other EDB features. Also, tree roots can cause damage to the structural components of the outlet works. Routine management is essential for trees (removing a small tree/sapling is much cheaper and “quieter” than a mature tree).

*c. Mosquitoes/Algae Treatment* – Nuisance created by stagnant water can result from improper maintenance/treatment of the micro-pool. Mosquito larvae can be laid by adult mosquitoes within the permanent pool. Also, aquatic vegetation that grows in shallow pools of water can decompose causing foul odors. Chemical/mechanical treatment of the micro-pool may be necessary to reduce these impacts to adjacent homeowners.

*d. Petroleum/Chemical Sheen* – Many indicators of illicit discharges into the storm sewer systems will be present in the micro-pool area of the EDB. These indicators can include sheens, odors, discolored soil, and dead vegetation. If it is suspected that an illicit discharge has occurred, contact the supervisor immediately. Proper removal/mitigation of contaminated soils and water in the EDB is necessary to minimize any environmental impacts downstream.

#### EDB-2.3.6 Outlet Works

The outlet works is the feature that drains the EDB in specified quantities and periods of time. The outlet works is typically constructed of reinforced concrete into the embankment of the EDB. The concrete structure typically has steel orifice plates anchored/embedded into it to control stormwater release rates. The larger openings (flood control) on the outlet structure typically have trash racks over them to prevent clogging. The water quality orifice plate (smaller diameter holes) will typically have a well screen covering it to prevent smaller materials from clogging it. The outlet structure is the single most important feature in the EDB operation. Proper inspection and maintenance of the outlet works is essential in ensuring the long-term operation of the EDB.

*The typical maintenance items that are found with the outlet works are as follows:*

*a. Trash Rack/Well Screen Clogged* – Floatable material that enters the EDB will most likely make its way to the outlet structure. This material is trapped against the trash racks and well screens on the outlet structure (which is why they are there). This material must be removed on a routine basis to ensure the outlet structure drains in the specified design period.

***b. Structural Damage*** - The outlet structure is primarily constructed of concrete, which can crack, spall, and settle. The steel trash racks and well screens are also susceptible to damage.

***c. Orifice Plate Missing/Not Secure*** – Many times residents, property owners, or maintenance personnel will remove or loosen orifice plates if they believe the pond is not draining properly. Any modification to the orifice plate(s) will significantly affect the designed discharge rates for water quality and/or flood control. Modification of the orifice plates is not allowed without approval from the County.

***d. Manhole Access*** – Access to the outlet structure is necessary to properly inspect and maintain the facility. If access is difficult or not available to inspect the structure, chances are it will be difficult to maintain as well.

***e. Woody Growth/Weeds Present*** - Because of the constant moisture in the soil surrounding the outlet works, woody growth (cottonwoods/willows) can create operational problems for the EDB. If woody vegetation is not routinely mowed/removed, the growth can cause debris/sediment to accumulate around the outlet works, which can cause problems with other EDB features. Also, tree roots can cause damage to the structural components of the outlet works. Routine management is essential for trees (removing a small tree/sapling is much cheaper and “quieter” than a mature tree).

#### **EDB-2.3.7 Emergency Spillway**

An emergency spillway is typical of all EDBs and designed to serve as the overflow in the event the volume of the pond is exceeded. The emergency spillway is typically armored with riprap (or other hard armor) and is sometimes buried with soil. The emergency spillway is typically a weir (notch) in the pond embankment. Proper function of the emergency spillway is essential to ensure flooding does not affect adjacent properties.

***The typical maintenance items that are found with emergency spillways are as follows:***

***a. Riprap Displaced*** – As mentioned before, the emergency spillway is typically armored with riprap to provide erosion protection. Over the life of an EDB, the riprap may shift or dislodge due to flow.

***b. Erosion Present*** – Although the spillway is typically armored, stormwater flowing through the spillway can cause erosion damage.

Erosion must be repaired to ensure the integrity of the basin embankment, and proper function of the spillway.

*c. Woody Growth/Weeds Present* – Management of woody vegetation is essential in the proper long-term function of the spillway. Larger trees or dense shrubs can capture larger debris entering the EDB and reduce the capacity of the spillway.

*d. Obstruction Debris* – The spillway must be cleared of any obstruction (man made or natural) to ensure the proper design capacity.

#### **EDB-2.3.8 Upper Stage (Dry Storage)**

The upper stage of the EDB provides the majority of the water quality flood detention volume. This area of the EDB is higher than the micro-pool and typically stays dry, except during storm events. The upper stage is the largest feature/area of the basin. Sometimes, the upper stage can be utilized for park space and other uses in larger EDBs. With proper maintenance of the micro-pool and forebay(s), the upper stage should not experience much sedimentation; however, bottom elevations should be monitored to ensure adequate volume.

*The typical maintenance items that are found with upper stages are as follows:*

*a. Vegetation Sparse* – The upper basin is the most visible part of the EDB, and therefore aesthetics is important. Adequate and properly maintained vegetation can greatly increase the overall appearance and acceptance of the EDB by the public. In addition, vegetation can reduce the potential for erosion and subsequent sediment transport to the other areas of the pond.

*b. Woody Growth/Undesirable Vegetation* – Although some trees and woody vegetation may be acceptable in the upper basin, some thinning of cottonwoods and willows may be necessary. Remember, the basin will have to be dredged to ensure volume, and large trees and shrubs will be difficult to protect during that operation.

*c. Standing Water/Boggy Areas* – Standing water or boggy areas in the upper stage is typically a sign that some other feature in the pond is not functioning properly. Routine maintenance (mowing, trash removal, etc) can be extremely difficult for the upper stage if the ground is saturated. If this inspection item is checked, make sure you have identified the root cause of the problem.

*d. Sediment Accumulation* – Although other features within the EDB are designed to capture sediment, the upper storage area will collect sediment over time. Excessive amounts of sedimentation will result in a loss of storage volume. It may be more difficult to determine if this area has accumulated sediment without conducting a field survey.

Below is a list of indicators:

1. Ground adjacent to the trickle channel appears to be several inches higher than concrete/riprap
2. Standing water or boggy areas in upper stage
3. Uneven grades or mounds
4. Micro-pool or Forebay has excessive amounts of sediment

*e. Erosion (banks and bottom)* – The bottom grades of the dry storage are typically flat enough that erosion should not occur. However, inadequate vegetative cover may result in erosion of the upper stage. Erosion that occurs in the upper stage can result in increased dredging/maintenance of the micro-pool.

*f. Trash/Debris* – Trash and debris can accumulate in the upper area after large events, or from illegal dumping. Over time, this material can accumulate and clog the EDB outlet works.

*g. Maintenance Access* – Most EDBs typically have a gravel/concrete maintenance access path to either the upper stage or forebay. This access path should be inspected to ensure the surface is still drivable. Some of the smaller EDBs may not have maintenance access paths; however, the inspector should verify that access is available from adjacent properties.

#### **EDB-2.3.9 Miscellaneous**

There are a variety of inspection/maintenance issues that may not be attributed to a single feature within the EDB. This category on the inspection form is for maintenance items that are commonly found in the EDB, but may not be attributed to an individual feature.

*a. Access* – Access needs to be maintained.

*b. Graffiti/Vandalism* – Damage to the EDB infrastructure can be caused by vandals. If criminal mischief is evident, the inspector should forward this information to the local enforcement agency.

*c. Public Hazards* – Public hazards include items such as vertical drops of greater than 4-feet, containers of unknown/suspicious

substances, exposed metal/jagged concrete on structures. **If any hazard is found within the facility area that poses an immediate threat to public safety, contact the local emergency services at 911 immediately!**

*d. Burrowing Animals/Pests* – Prairie dogs and other burrowing rodents may cause damage to the EDB features and negatively affect the vegetation within the EDB.

*e. Other* – Any miscellaneous inspection/maintenance items not contained on the form should be entered here.

#### **EDB-2.4 Inspection Forms**

Inspection forms shall be completed by the person(s) conducting the inspection activities. These inspection forms shall be kept a minimum of 5 years and made available to the County upon request.

### **EDB-3 MAINTAINING EXTENDED DETENTION BASINS (EDBS)**

#### **EDB-3.1 Maintenance Personnel**

Maintenance personnel must be qualified to properly maintain EDBs. Inadequately trained personnel can cause additional problems resulting in additional maintenance costs.

#### **EDB-3.2 Equipment**

It is imperative that the appropriate equipment and tools are taken to the field with the operations crew. The types of equipment/tools will vary depending on the task at hand. Below is a list of tools, equipment, and material(s) that may be necessary to perform maintenance on an EDB:

- 1.) Loppers/Tree Trimming Tools
- 2.) Mowing Tractors
- 3.) Trimmers (extra string)
- 4.) Shovels
- 5.) Rakes
- 6.) All Surface Vehicle (ASVs)
- 7.) Skid Steer
- 8.) Back Hoe
- 9.) Track Hoe/Long Reach Excavator
- 10.) Dump Truck

- 11.) Jet-Vac Machine
- 12.) Engineers Level (laser)
- 13.) Riprap (Minimum - Type M)
- 14.) Filter Fabric
- 15.) Erosion Control Blanket(s)
- 16.) Seed Mix (Native Mix)
- 17.) Illicit Discharge Cleanup Kits
- 18.) Trash Bags
- 19.) Tools (wrenches, screw drivers, hammers, etc)
- 20.) Chain Saw
- 21.) Confined Space Entry Equipment
- 22.) Approved Inspection and Maintenance Plan

Some of the items identified above may not be needed for every maintenance operation. However, this equipment should be available to the maintenance operations crews should the need arise.

### **EDB-3.3 Safety**

Vertical drops may be encountered in areas located within and around the facility. Avoid walking on top of retaining walls or other structures that have a significant vertical drop. If a vertical drop is identified within the EDB that is greater than 48" in height, make the appropriate note/comment on the maintenance inspection form.

### **EDB-3.4 Maintenance Forms**

An EDB Maintenance Form provides a record of each maintenance operation performed by maintenance contractors. An EBD Maintenance Form shall be filled out in the field after the completion of the maintenance operation.

### **EDB-3.5 Maintenance Categories and Activities**

A typical EDB Maintenance Program will consist of three broad categories of work: Routine, Restoration (minor), and Rehabilitation (major). Within each category of work, a variety of maintenance activities can be performed on an EDB. A maintenance activity can be specific to each feature within the EDB, or general to the overall facility. This section of the SOP explains each of the categories and briefly describes the typical maintenance activities for an EDB.

A variety of maintenance activities are typical of EDBs. The maintenance activities range in magnitude from routine trash pickup to the reconstruction of



drainage infrastructure. Below is a description of each maintenance activity, the objectives, and frequency of actions:

**EDB-3.6 Routine Maintenance Activities**

The majority of this work consists of regularly scheduled mowing and trash and debris pickups for stormwater management facilities during the growing season. This includes items such as the removal of debris/material that may be clogging the outlet structure well screens and trash racks. It also includes activities such as weed control, mosquito treatment, and algae treatment. These activities normally will be performed numerous times during the year. These items can be completed without any prior correspondence with the County; however, completed inspection and maintenance forms shall be kept on file.

The Maintenance Activities are summarized below, and further described in the following sections.

**TABLE – EDB-2  
Summary of Routine Maintenance Activities**

MAINTENANCE ACTIVITY	MINIMUM FREQUENCY	LOOK FOR:	MAINTENANCE ACTION
Mowing	Twice annually	Excessive grass height/aesthetics	Mow grass to a height of 4" to 6"
Trash/Debris Removal	Twice annually	Trash & debris in EDB	Remove and dispose of trash and debris
Outlet Works Cleaning	As needed - after significant rain events – twice annually min.	Clogged outlet structure; ponding water	Remove and dispose of debris/trash/sediment to allow outlet to function properly
Weed control	Minimum twice annually	Noxious weeds; Unwanted vegetation	Treat w/ herbicide or hand pull; Consult the local weed specialist
Mosquito Treatment	As needed	Standing water/mosquito habitat	Treat w/ EPA approved chemicals
Algae Treatment	As needed	Standing water/ Algal growth/green color	Treat w/ EPA approved chemicals

**EDB-3.6.1 Mowing**

Occasional mowing is necessary to limit unwanted vegetation and to improve the overall appearance of the EDB. Native vegetation should

be mowed to a height of 4-to-6 inches tall. Grass clippings should be collected and disposed of properly.

*Frequency* – Routine - Minimum of twice annually or depending on aesthetics.

#### **EDB-3.6.2 Trash/Debris Removal**

Trash and debris must be removed from the entire EDB area to minimize outlet clogging and to improve aesthetics. This activity must be performed prior to mowing operations.

*Frequency* – Routine – Prior to mowing operations and minimum of twice annually.

#### **EDB-3.6.3 Outlet Works Cleaning**

Debris and other materials can clog the outlet work's well screen, orifice plate(s) and trash rack. This activity must be performed anytime other maintenance activities are conducted to ensure proper operation.

*Frequency* - Routine – After significant rainfall event or concurrently with other maintenance activities.

#### **EDB-3.6.4 Weed Control**

Noxious weeds and other unwanted vegetation must be treated as needed throughout the EDB. This activity can be performed either through mechanical means (mowing/pulling) or with herbicide. Consultation with the local Weed Inspector is highly recommended prior to the use of herbicide.

*Frequency* – Routine – As needed based on inspections.

#### **EDB-3.6.5 Mosquito/Algae Treatment**

Treatment of permanent pools is necessary to control mosquitoes and undesirable aquatic vegetation that can create nuisances. Only EPA approved chemicals/materials can be used in areas that are warranted.

*Frequency* – As needed.

**EDB- 3.7 Restoration Maintenance Activities**

This work consists of a variety of isolated or small-scale maintenance or operational problems. Most of this work can be completed by a small crew, tools, and small equipment. These items do not require prior correspondence with the County require completed inspection and maintenance forms to be kept on file.

**Table – EDB-3  
Summary of Restoration Maintenance Activities**

<b>MAINTENANCE ACTIVITY</b>	<b>MINIMUM FREQUENCY</b>	<b>LOOK FOR:</b>	<b>MAINTENANCE ACTION</b>
<b>Sediment Removal</b>	As needed; typically every 1 –2 years	Sediment build-up; decrease in pond volume	Remove and dispose of sediment
<b>Erosion Repair</b>	As needed, based upon inspection	Rills/gullies forming on side slopes, trickle channel, other areas	Repair eroded areas Revegetate; address source of erosion
<b>Vegetation Removal/Tree Thinning</b>	As needed, based upon inspection	Large trees/wood vegetation in lower chamber of pond	Remove vegetation; restore grade and surface
<b>Drain Cleaning/Jet Vac</b>	As needed, based upon inspection	Sediment build-up /non draining system	Clean drains; Jet Vac if needed

**EDB-3.7.1 Sediment Removal**

Sediment removal is necessary to maintain the original design volume of the EDB and to ensure proper function of the infrastructure. Regular sediment removal (minor) from the forebay, inflow(s), and trickle channel can significantly reduce the frequency of major sediment removal activities (dredging) in the upper and lower stages. The minor sediment removal activities can typically be addressed with shovels and smaller equipment. Major sediment removal activities will require larger and more specialized equipment. The major sediment activities may also require surveying with an engineer’s level, and consultation with the Consulting Engineer or County staff to ensure design volumes/grades are achieved.

Stormwater sediments removed from EDBs do not meet the criteria of “hazardous waste”. However, these sediments are contaminated with a wide array of organic and inorganic pollutants and handling must be done with care. Sediments from permanent pools must be carefully removed to minimize turbidity, further sedimentation, or other adverse

water quality impacts. Sediments should be transported by motor vehicle only after they are dewatered. All sediments must be taken to a landfill for proper disposal. Prompt and thorough cleanup is important should a spill occur during transportation.

*Frequency – Nonroutine – As necessary based upon inspections. Sediment removal in the forebay and trickle channel may be necessary as frequently as every 1-2 years.*

#### **EDB-3.7.2 Erosion Repair**

The repair of eroded areas is necessary to ensure the proper function of the EDB, minimize sediment transport, and to reduce potential impacts to other features. Erosion can vary in magnitude from minor repairs to trickle channels, energy dissipaters, and rilling to major gullies in the embankments and spillways. The repair of eroded areas may require the use of excavators, earthmoving equipment, riprap, concrete, erosion control blankets, and turf reinforcement mats. Major erosion repair to the pond embankments, spillways, and adjacent to structures will require consultation with the Consulting Engineer or County Engineering staff.

*Frequency – Nonroutine – As necessary based upon inspections.*

#### **EDB-3.7.3 Vegetation Removal/Tree Thinning**

Dense stands of woody vegetation (willows, shrubs, etc) or trees can create maintenance problems for the infrastructure within an EDB. Tree roots can damage structures and invade pipes/channels thereby blocking flows. Also, trees growing in the upper and lower stages of the EDB will most likely have to be removed when sediment/dredging operations occur. A small tree is easier to remove than a large tree, therefore, regular removal/thinning is imperative. All trees and woody vegetation that is growing in the bottom of the EDB or near structures (inflows, trickle channels, outlet works, emergency spillways, etc) should be removed. Any trees or woody vegetation in the EDB should be limited to the upper portions of the pond banks.

*Frequency – Nonroutine – As necessary based upon inspections.*

#### **EDB-3.7.4 Clearing Drains/Jet-Vac**

An EDB contains many structures, openings, and pipes that can be frequently clogged with debris. These blockages can result in a decrease of hydraulic capacity and create standing water in areas outside of the micro-pool. Many times the blockage to this

infrastructure can be difficult to access and/or clean. Specialized equipment (jet-vac machines) may be necessary to clear debris from these difficult areas.

*Frequency – Nonroutine – As necessary based upon inspections.*

**EDB-3.8 Rehabilitation Maintenance Activities**

This work consists of larger maintenance/operational problems and failures within the stormwater management facilities. All of this work requires consultation with the Consulting Engineer or County Engineering staff to ensure the proper maintenance is performed. This work requires that the engineering staff review the original design and construction drawings to assess the situation and assign the necessary maintenance. This work may also require more specialized maintenance equipment, design/details, surveying, or assistance through private contractors and consultants. Any proper permits required for this activity must be obtained.

**Table – EDB-4  
Summary of Rehabilitation Maintenance Activities**

<b>MAINTENANCE ACTIVITY</b>	<b>MINIMUM FREQUENCY</b>	<b>LOOK FOR:</b>	<b>MAINTENANCE ACTION</b>
Major Sediment Removal	As needed – based upon scheduled inspections	Large quantities of sediment; reduced pond capacity	Remove and dispose of sediment. Repair vegetation as needed
Major Erosion Repair	As needed – based upon scheduled inspections	Severe erosion including gullies, excessive soil displacement, areas of settlement, holes	Repair erosion – find cause of problem and address to avoid future erosion
Structural Repair	As needed – based upon scheduled inspections	Deterioration and/or damage to structural components – broken concrete, damaged pipes, outlet works	Structural repair to restore the structure to its original design

**EDB-3.8.1 Major Sediment Removal**

Major sediment removal consists of removal of large quantities of sediment or removal of sediment from vegetated areas. Care shall be given when removing large quantities of sediment and sediment deposited in vegetated areas. Large quantities of sediment need to be carefully removed, transported and disposed of. Vegetated areas

need special care to ensure design volumes and grades are preserved.

*Frequency* – Nonroutine – Repair as needed based upon inspections.

#### **EDB-3.8.2 Major Erosion Repair**

Major erosion repair consist of filling and revegetating areas of severe erosion. Determining the cause of the erosion as well as correcting the condition that caused the erosion should also be part of the erosion repair. Care should be given to ensure design grades and volumes are preserved.

*Frequency* – Nonroutine – Repair as needed based upon inspections.

#### **EDB-3.8.3 Structural Repair**

An EDB includes a variety of structures that can deteriorate or be damaged during the course of routine maintenance. These structures are constructed of steel and concrete that can degrade or be damaged and may need to be repaired or re-constructed from time to time. These structures include items like outlet works, trickle channels, forebays, inflows and other features. In-house operations staff can perform some of the minor structural repairs. Major repairs to structures may require input from a structural engineer and specialized contractors. Consultation with the Consulting Engineer or County Engineering staff should take place prior to all structural repairs.

*Frequency* – Nonroutine – Repair as needed based upon inspections.

**Reference:**

This Manual is adapted from City of Colorado Springs O&M Procedures, which are adapted from SEMSWA (2007) and from the Town of Parker, Colorado (2004), STORMWATER PERMANENT BEST MANAGEMENT PRACTICES (PBMP) LONG-TERM OPERATION AND MAINTENANCE MANUAL