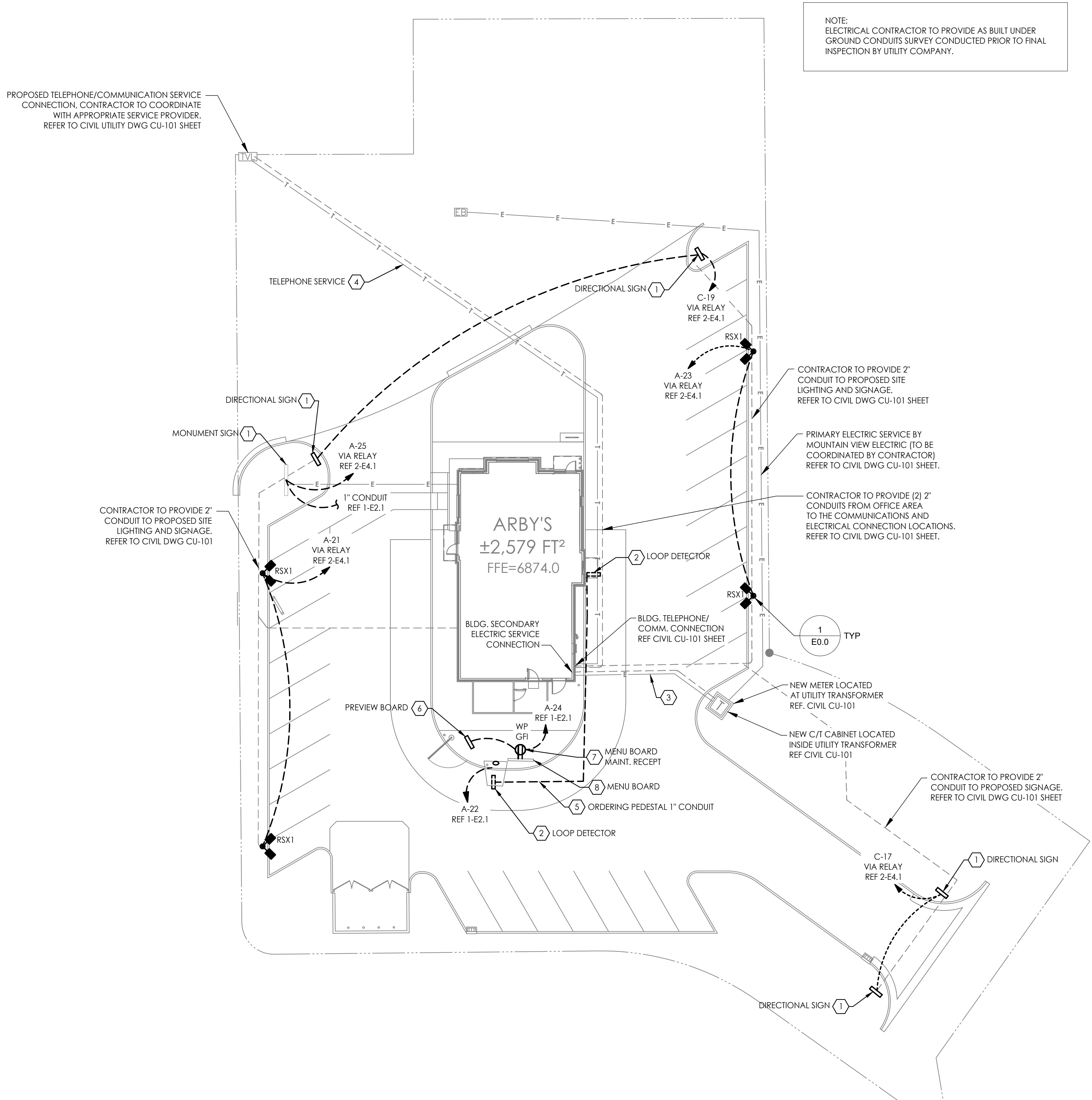


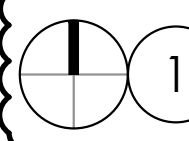
SITE LIGHTING FIXTURE SCHEDULE #							
TYPE	MANUFACTURER	CATALOG NUMBER	VOLT	WATT	QTY	DESCRIPTION	NOTES
RSX1	LITHONIA	RSX1 LED P1 30K R2 MVOLT SFA DBLXD (RSX1EGFV)	120/277	51	8	(2) POLE FIXTURES @ 90° W/ 7' ARM	1,2
NOTES: 1. FIXTURE FURNISHED WITH LAMP. 2. FIXTURE SHALL BE U.L. LISTED AND LABELED FOR WET LOCATIONS. FOR FIXTURE VERIFICATION, CONTACT PAUL GRAF OF ACCENT LIGHTING: (316)636-1278 FAX (316)636-1280							



SITE LIGHTING LEGEND	
— E —	ELECTRIC SERVICE
— T —	TELEPHONE / COMMUNICATION
	NEW PARKING LOT LIGHTS
	CONDUIT, CONCEALED IN SLAB
	NEW PYLON SIGN
	DIRECTIONAL SIGN



GENERAL NOTES:	
1.	CONTRACTOR SHALL HAVE A THOROUGH KNOWLEDGE OF AND PERFORM ALL WORK IN ACCORDANCE WITH ALL APPLICABLE LOCAL, STATE, AND NATIONAL CODES AND MANUFACTURER'S RECOMMENDATIONS.

CODED NOTES: #	
1.	COORDINATE SIGN LOCATIONS WITH SIGN CONTRACTOR. VERIFY CONNECTION REQUIREMENTS. CIRCUITS SHALL BE ROUTED THROUGH CONTACTOR "C4" CONTROLLED BY SWITCH "F". RE: 2/E-2. CONTRACTOR TO RUN 1" EMPTY CONDUIT WITH PULL STRING TERMINATED AT DESK MANGER RE: 1/E3. FOR PYLON SIGN.
2.	CONTRACTOR SHALL INSTALL OWNER PROVIDED LOOP DETECTOR'S, 2" BELOW FINISH GRADE OF CONCRETE AT DRIVE THRU SPEAKER POST AND DRIVE THRU WINDOW.
3.	(2) 4" SCHEDULE 40 PVC SECONDARY CONDUIT WITH PULLSTRING FROM POINT OF CONNECTION. VERIFY EXACT LOCATION AND REQUIREMENTS WITH UTILITY COMPANY BEFORE WORK. UTILITY CO. CONTACT: DAVID PAULK, AEP (888)-216-3523/(405)-222-7636: 1/E-4. AND CIVIL PLAN FOR ADDITIONAL INFORMATION AND COORDINATION.
4.	TELEPHONE SERVICE ENTRANCE: PROVIDE (1) 2" SCHEDULE 40 PVC CONDUIT 24" BELOW FINISHED GRADE WITH PULL STRING. CONTRACTOR SHALL COORDINATE ALL TELEPHONE COMPANY REQUIREMENTS WITH TELEPHONE COMPANY PRIOR TO BID. PROVIDE ALL MATERIAL AND FURNISH ALL LABOR NECESSARY TO COMPLY WITH TELEPHONE COMPANY REQUIREMENTS. REFER TO CIVIL PLAN FOR CONTINUATION OF CONNECTION
5.	PROVIDE (1) 1 1/2" SCHEDULE 40 PVC CONDUIT 24" BELOW FINISHED GRADE WITH PULL STRING TO ORDERING PEDESTAL FOR MENU BOARD COMMUNICATION SYSTEM. RE:1/E-3.
6.	BRANCH CIRCUIT CONTINUATION TO PREVIEW BOARD. COORDINATE SIGN LOCATION WITH SIGN CONTRACTOR. VERIFY CONNECTION REQUIREMENTS.
7.	INSTALL WEATHER PROOF (GFI) MAINTENANCE RECEPTACLE ON BACK SIDE OF MENU BOARD. RECEPTACLE TO BE CIRCUITED WITH MENU BOARD.
8.	COORDINATE MENU BOARD AND PREVIEW BOARD(S) WITH SIGN CONTRACTOR. CIRCUIT SHALL BE CONTROLLED BY SWITCH "J". RE: 2/E-2



1
NTS

SITE LIGHTING PLAN - ELECTRICAL




NEW RESTAURANT FOR:
ARBY'S - INSPIRE DUAL HIGH 40 - STD
11775 MERIDIAN MARKET VIEW
FALCON, CO
FOR
RB AMERICAN GROUP
6200 OAK TREE BLVD, INDEPENDENCE, OH 44131

PROJECT NUMBER:	
ISSUE	DATE
PRELIMINARY	
PERMIT	
BID	
REVISION	01-25-2021
	03-11-2021

SITE LIGHTING
ELECTRICAL
PLAN

SHEET:

E1.0



NEW RESTAURANT FOR:
ARBY'S - INSPIRE DUAL HIGH 40 - STD
11775 MERIDIAN MARKET VIEW
FALCON, CO
FOR
RB AMERICAN GROUP
6200 OAK TREE BLVD, INDEPENDENCE, OH 44131

PROJECT NUMBER:

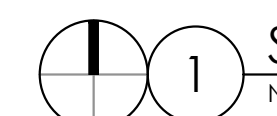
ISSUE	DATE
PRELIMINARY	
PERMIT	
BID	
REVISION	01-25-2021
	03-11-2021

SITE
PHOTOMETRIC
PLAN

SHEET:

E0.1



 SITE LIGHTING PHOTOMETRIC PLAN - ELECTRICAL