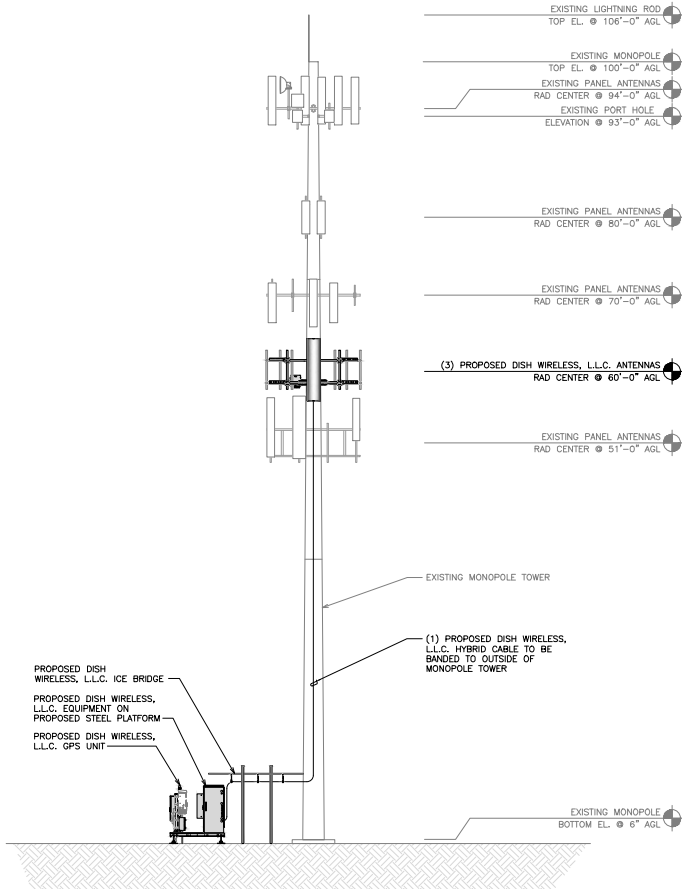
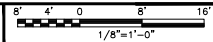


**NOTES**

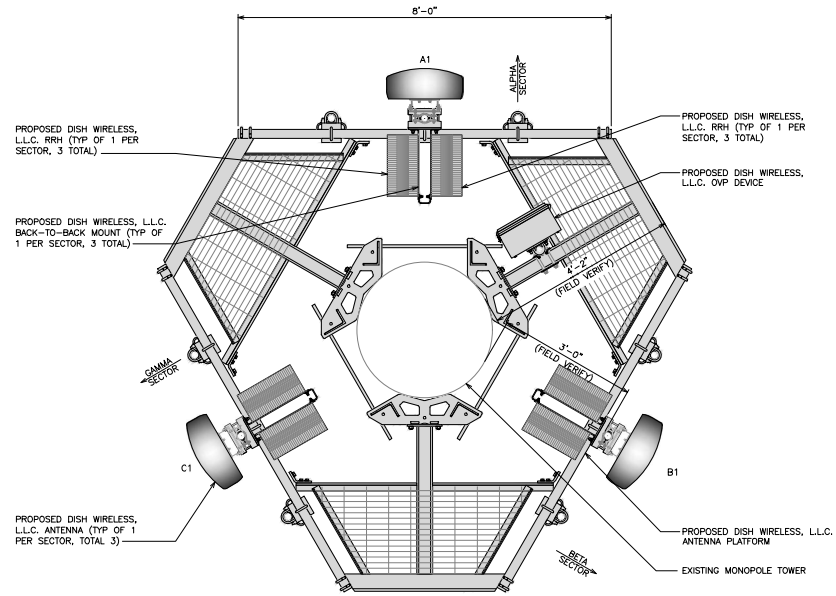
1. CONTRACTOR SHALL FIELD VERIFY ALL DIMENSIONS.
2. ANTENNA AND MW DISH SPECIFICATIONS REFER TO ANTENNA SCHEDULE AND TO FINAL CONSTRUCTION RFDS FOR ALL RF DETAILS
3. NO PORTHOLES AVAILABLE AT DISH EQUIPMENT LEVEL
4. CONTRACTOR TO VERIFY UTILIZATION OF EXISTING CABLE CLIPS FOR EXTERIOR CABLE RUN



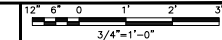
PROPOSED SOUTH ELEVATION



1



ANTENNA LAYOUT



1

SECTOR	POSITION	ANTENNA					TRANSMISSION CABLE
		EXISTING OR PROPOSED	MANUFACTURER - MODEL NUMBER	TECHNOLOGY	SIZE (HxW)	AZIMUTH	
ALPHA	A1	PROPOSED	JMA WIRELESS - MX08FR0665-21	5G	72.0" x 20.0"	0°	60'-0"
BETA	B1	PROPOSED	JMA WIRELESS - MX08FR0665-21	5G	72.0" x 20.0"	120°	60'-0"
GAMMA	C1	PROPOSED	JMA WIRELESS - MX08FR0665-21	5G	72.0" x 20.0"	240°	60'-0"

SECTOR	POSITION	RRH		NOTES
		MANUFACTURER - MODEL NUMBER	TECHNOLOGY	
ALPHA	A1	FUJITSU - TA08025-B604	5G	1. CONTRACTOR TO REFER TO FINAL CONSTRUCTION RFDS FOR ALL RF DETAILS. 2. ANTENNA AND RRH MODELS MAY CHANGE DUE TO EQUIPMENT AVAILABILITY. ALL EQUIPMENT CHANGES MUST BE APPROVED AND REMAIN IN COMPLIANCE WITH THE PROPOSED DESIGN AND STRUCTURAL ANALYSES.
	A1	FUJITSU - TA08025-B605	5G	
BETA	B1	FUJITSU - TA08025-B604	5G	
	B1	FUJITSU - TA08025-B605	5G	
GAMMA	C1	FUJITSU - TA08025-B604	5G	
	C1	FUJITSU - TA08025-B605	5G	

ANTENNA SCHEDULE

NO SCALE

2



October 21, 2021  
IT IS A VIOLATION OF LAW FOR ANY PERSON, UNLESS THEY ARE ACTING UNDER THE DIRECTION OF A LICENSED PROFESSIONAL ENGINEER, TO ALTER THIS DOCUMENT.

DRAWN BY:	CHECKED BY:	APPROVED BY:
KAS	GVM	JTC

RFDS REV #: TBD

**CONSTRUCTION DOCUMENTS**

SUBMITTALS		
REV	DATE	DESCRIPTION
A	06-07-21	PRELIMINARY
B	07-01-21	PRELIMINARY
0	07-07-21	CONSTRUCTION
1	08-02-21	CONSTRUCTION
2	10-21-21	CONSTRUCTION

A&E PROJECT NUMBER  
**65812.274771**

DISH WIRELESS, L.L.C.  
PROJECT INFORMATION  
**DNDEN00298A**  
CO-CCI-T-877055  
**7445 TEMPLETON GAP RD**  
COLORADO SPRINGS,  
CO 80922

SHEET TITLE  
**ELEVATION, ANTENNA LAYOUT AND SCHEDULE**

SHEET NUMBER

**A-2**