

The results set forth herein are provided by SGS North America Inc.

*e-Hardcopy 2.0*  
*Automated Report*

**Technical Report for**

**Grandwood Enterprises**  
**El Paso County Water Quality Testing**

Provide summary of recommendations from report indicating whether standards have been met for water quality

**SGS Job Number: DA20418**

**Sampling Date: 09/19/19**

**Report to:**

**Grandwood Enterprises**  
**270 Lodgepole Way**  
**Monument, CO 80132**  
**herebic5@msn.com**

**ATTN: Bill Herebic**

**Total number of pages in report: 29**



Test results contained within this data package meet the requirements of the National Environmental Laboratory Accreditation Program and/or state specific certification programs as applicable.

**Scott Heideman**  
**Laboratory Director**

**Client Service contact: Elizabeth Sutcliffe 303-425-6021**

Certifications: CO (CO00049), NE (NE-OS-06-04), ND (R-027), UT (NELAP CO00049)  
LA (LA150028), TX (T104704511), WY (8TMS-L)

This report shall not be reproduced, except in its entirety, without the written approval of SGS.  
Test results relate only to samples analyzed.

# Table of Contents

-1-

|  |           |
|--|-----------|
| <b>Section 1: Sample Summary</b> .....                             | <b>3</b>  |
| <b>Section 2: Summary of Hits</b> .....                            | <b>4</b>  |
| <b>Section 3: Sample Results</b> .....                             | <b>5</b>  |
| <b>3.1: DA20418-1: 17695 MINGLEWOOD TRAIL, MON, CO 80132</b> ..... | <b>6</b>  |
| <b>Section 4: Subcontract Lab Data</b> .....                       | <b>18</b> |
| <b>Section 5: Misc. Forms</b> .....                                | <b>26</b> |
| <b>5.1: Chain of Custody</b> .....                                 | <b>27</b> |

1

2

3

4

5



## Sample Summary

Grandwood Enterprises

Job No: DA20418

El Paso County Water Quality Testing

| Sample Number | Collected Date | Time By | Received | Matrix Code | Type | Client Sample ID |
|---------------|----------------|---------|----------|-------------|------|------------------|
|---------------|----------------|---------|----------|-------------|------|------------------|

This report contains results reported as ND = Not detected. The following applies:  
Organics ND = Not detected above the MDL

|            |          |       |    |          |    |                |  |
|------------|----------|-------|----|----------|----|----------------|--|
| DA20418-1  | 09/19/19 | 21:30 | BH | 09/20/19 | DW | Drinking Water | 17695 MINGLEWOOD TRAIL,<br>MON, CO 80132 |
| DA20418-IZ | 09/19/19 | 21:30 | BH | 09/20/19 | DW | Drinking Water | 17695 MINGLEWOOD TRAIL,<br>MON, CO 80132 |

## Summary of Hits

**Job Number:** DA20418  
**Account:** Grandwood Enterprises  
**Project:** El Paso County Water Quality Testing  
**Collected:** 09/19/19

| Lab Sample ID | Client Sample ID | Result/<br>Qual | RL | MDL | Units | Method |
|---------------|------------------|-----------------|----|-----|-------|--------|
|---------------|------------------|-----------------|----|-----|-------|--------|

**DA20418-1      17695 MINGLEWOOD TRAIL, MON, CO 80132**

|  |  |        |         |  |      |                 |
|--|--|--------|---------|--|------|-----------------|
| Barium                                   |  | 0.062  | 0.0020  |  | mg/l | EPA 200.8       |
| Iron                                     |  | 0.023  | 0.010   |  | mg/l | EPA 200.8       |
| Selenium                                 |  | 0.0066 | 0.00040 |  | mg/l | EPA 200.8       |
| Chloride                                 |  | 1.1    | 0.50    |  | mg/l | EPA 300.0       |
| Corrosivity as pH <sup>a</sup>           |  | 7.68   |         |  | su   | SW846 7.2/9040C |
| Fluoride                                 |  | 0.47   | 0.10    |  | mg/l | EPA 300.0       |
| Nitrogen, Nitrate                        |  | 0.15   | 0.010   |  | mg/l | EPA 300.0       |
| Nitrogen, Nitrate + Nitrite <sup>b</sup> |  | 0.15   | 0.014   |  | mg/l | EPA 300.0       |
| Solids, Total Dissolved                  |  | 109    | 10      |  | mg/l | SM 2540C-2011   |
| Sulfate                                  |  | 7.2    | 0.50    |  | mg/l | EPA 300.0       |
| pH <sup>c</sup>                          |  | 7.68   |         |  | su   | EPA 150.1       |

(a) Non Corrosive

(b) Calculated as: (Nitrogen, Nitrate) + (Nitrogen, Nitrite)

(c) Analysis performed past recommended hold time.

Sample Results

---

Report of Analysis

---

## Report of Analysis

3.1  
3

|  |                                |
|--|--------------------------------|
| <b>Client Sample ID:</b> 17695 MINGLEWOOD TRAIL, MON, CO 80132 | <b>Date Sampled:</b> 09/19/19  |
| <b>Lab Sample ID:</b> DA20418-1                                | <b>Date Received:</b> 09/20/19 |
| <b>Matrix:</b> DW - Drinking Water                             | <b>Percent Solids:</b> n/a     |
| <b>Method:</b> EPA 524.2                                       |                                |
| <b>Project:</b> El Paso County Water Quality Testing           |                                |

| Run #1 | File ID   | DF | Analyzed       | By | Prep Date | Prep Batch | Analytical Batch |
|--------|-----------|----|----------------|----|-----------|------------|------------------|
| Run #1 | 4V32568.D | 1  | 09/25/19 17:49 | DC | n/a       | n/a        | V4V1667          |
| Run #2 |           |    |                |    |           |            |                  |

| Run #1 | Purge Volume |
|--------|--------------|
| Run #1 | 25.0 ml      |
| Run #2 |              |

### VOA List

| CAS No.    | Compound                         | Result | MCL | RL   | MDL  | Units | Q |
|------------|----------------------------------|--------|-----|------|------|-------|---|
| 71-43-2    | Benzene                          | ND     | 5.0 | 0.50 | 0.50 | ug/l  |   |
| 108-86-1   | Bromobenzene                     | ND     |     | 0.50 | 0.50 | ug/l  |   |
| 74-97-5    | Bromochloromethane               | ND     |     | 0.50 | 0.50 | ug/l  |   |
| 75-27-4    | Bromodichloromethane             | ND     |     | 0.50 | 0.50 | ug/l  |   |
| 75-25-2    | Bromoform                        | ND     |     | 0.50 | 0.50 | ug/l  |   |
| 74-83-9    | Bromomethane                     | ND     |     | 0.50 | 0.50 | ug/l  |   |
| 104-51-8   | n-Butylbenzene                   | ND     |     | 0.50 | 0.50 | ug/l  |   |
| 135-98-8   | sec-Butylbenzene                 | ND     |     | 0.50 | 0.50 | ug/l  |   |
| 98-06-6    | tert-Butylbenzene                | ND     |     | 0.50 | 0.50 | ug/l  |   |
| 56-23-5    | Carbon tetrachloride             | ND     | 5.0 | 0.50 | 0.50 | ug/l  |   |
| 108-90-7   | Chlorobenzene                    | ND     | 100 | 0.50 | 0.50 | ug/l  |   |
| 75-00-3    | Chloroethane                     | ND     |     | 0.50 | 0.50 | ug/l  |   |
| 67-66-3    | Chloroform                       | ND     |     | 0.50 | 0.50 | ug/l  |   |
| 74-87-3    | Chloromethane                    | ND     |     | 0.50 | 0.50 | ug/l  |   |
| 95-49-8    | o-Chlorotoluene                  | ND     |     | 0.50 | 0.50 | ug/l  |   |
| 106-43-4   | p-Chlorotoluene                  | ND     |     | 0.50 | 0.50 | ug/l  |   |
| 124-48-1   | Dibromochloromethane             | ND     |     | 0.50 | 0.50 | ug/l  |   |
| 74-95-3    | Dibromomethane                   | ND     |     | 0.50 | 0.50 | ug/l  |   |
| 541-73-1   | m-Dichlorobenzene                | ND     |     | 0.50 | 0.50 | ug/l  |   |
| 95-50-1    | o-Dichlorobenzene                | ND     | 600 | 0.50 | 0.50 | ug/l  |   |
| 106-46-7   | p-Dichlorobenzene                | ND     | 75  | 0.50 | 0.50 | ug/l  |   |
| 75-71-8    | Dichlorodifluoromethane          | ND     |     | 0.50 | 0.50 | ug/l  |   |
| 75-34-3    | 1,1-Dichloroethane               | ND     |     | 0.50 | 0.50 | ug/l  |   |
| 107-06-2   | 1,2-Dichloroethane               | ND     | 5.0 | 0.50 | 0.50 | ug/l  |   |
| 75-35-4    | 1,1-Dichloroethylene             | ND     | 7.0 | 0.50 | 0.50 | ug/l  |   |
| 156-59-2   | cis-1,2-Dichloroethylene         | ND     | 70  | 0.50 | 0.50 | ug/l  |   |
| 156-60-5   | trans-1,2-Dichloroethylene       | ND     | 100 | 0.50 | 0.50 | ug/l  |   |
| 78-87-5    | 1,2-Dichloropropane              | ND     | 5.0 | 0.50 | 0.50 | ug/l  |   |
| 142-28-9   | 1,3-Dichloropropane              | ND     |     | 0.50 | 0.50 | ug/l  |   |
| 594-20-7   | 2,2-Dichloropropane <sup>a</sup> | ND     |     | 0.50 | 0.50 | ug/l  |   |
| 563-58-6   | 1,1-Dichloropropene              | ND     |     | 0.50 | 0.50 | ug/l  |   |
| 10061-01-5 | cis-1,3-Dichloropropene          | ND     |     | 0.50 | 0.50 | ug/l  |   |

ND = Not detected      MDL = Method Detection Limit      J = Indicates an estimated value  
 MCL = Maximum Contamination Level (40 CFR 141)      B = Indicates analyte found in associated method blank  
 E = Indicates value exceeds calibration range      N = Indicates presumptive evidence of a compound

## Report of Analysis

|                          |                                       |                        |          |
|--------------------------|---------------------------------------|------------------------|----------|
| <b>Client Sample ID:</b> | 17695 MINGLEWOOD TRAIL, MON, CO 80132 | <b>Date Sampled:</b>   | 09/19/19 |
| <b>Lab Sample ID:</b>    | DA20418-1                             | <b>Date Received:</b>  | 09/20/19 |
| <b>Matrix:</b>           | DW - Drinking Water                   | <b>Percent Solids:</b> | n/a      |
| <b>Method:</b>           | EPA 524.2                             |                        |          |
| <b>Project:</b>          | El Paso County Water Quality Testing  |                        |          |

## VOA List

| CAS No.    | Compound                  | Result | MCL    | RL      | MDL  | Units | Q |
|------------|---------------------------|--------|--------|---------|------|-------|---|
| 542-75-6   | 1,3-Dichloropropene       | ND     |        | 0.50    | 0.50 | ug/l  |   |
| 10061-02-6 | trans-1,3-Dichloropropene | ND     |        | 0.50    | 0.50 | ug/l  |   |
| 100-41-4   | Ethylbenzene              | ND     | 700    | 0.50    | 0.50 | ug/l  |   |
| 87-68-3    | Hexachlorobutadiene       | ND     |        | 0.50    | 0.50 | ug/l  |   |
| 98-82-8    | Isopropylbenzene          | ND     |        | 0.50    | 0.50 | ug/l  |   |
| 99-87-6    | p-Isopropyltoluene        | ND     |        | 0.50    | 0.50 | ug/l  |   |
| 75-09-2    | Methylene chloride        | ND     | 5.0    | 0.50    | 0.50 | ug/l  |   |
| 91-20-3    | Naphthalene               | ND     |        | 0.50    | 0.50 | ug/l  |   |
| 103-65-1   | n-Propylbenzene           | ND     |        | 0.50    | 0.50 | ug/l  |   |
| 100-42-5   | Styrene                   | ND     | 100    | 0.50    | 0.50 | ug/l  |   |
| 127-18-4   | Tetrachloroethylene       | ND     | 5.0    | 0.50    | 0.50 | ug/l  |   |
| 630-20-6   | 1,1,1,2-Tetrachloroethane | ND     |        | 0.50    | 0.50 | ug/l  |   |
| 79-34-5    | 1,1,2,2-Tetrachloroethane | ND     |        | 0.50    | 0.50 | ug/l  |   |
| 108-88-3   | Toluene                   | ND     | 1000   | 0.50    | 0.50 | ug/l  |   |
| 87-61-6    | 1,2,3-Trichlorobenzene    | ND     |        | 0.50    | 0.50 | ug/l  |   |
| 120-82-1   | 1,2,4-Trichlorobenzene    | ND     | 70     | 0.50    | 0.50 | ug/l  |   |
| 71-55-6    | 1,1,1-Trichloroethane     | ND     | 200    | 0.50    | 0.50 | ug/l  |   |
| 79-00-5    | 1,1,2-Trichloroethane     | ND     | 5.0    | 0.50    | 0.50 | ug/l  |   |
| 79-01-6    | Trichloroethylene         | ND     | 5.0    | 0.50    | 0.50 | ug/l  |   |
| 75-69-4    | Trichlorofluoromethane    | ND     |        | 0.50    | 0.50 | ug/l  |   |
| 96-18-4    | 1,2,3-Trichloropropane    | ND     |        | 0.50    | 0.50 | ug/l  |   |
| 95-63-6    | 1,2,4-Trimethylbenzene    | ND     |        | 0.50    | 0.50 | ug/l  |   |
| 108-67-8   | 1,3,5-Trimethylbenzene    | ND     |        | 0.50    | 0.50 | ug/l  |   |
| 75-01-4    | Vinyl chloride            | ND     | 2.0    | 0.50    | 0.50 | ug/l  |   |
|            | m,p-Xylene                | ND     |        | 0.50    | 0.50 | ug/l  |   |
| 95-47-6    | o-Xylene                  | ND     |        | 0.50    | 0.50 | ug/l  |   |
| 1330-20-7  | Xylenes (total)           | ND     | 10000  | 0.50    | 0.50 | ug/l  |   |
|            | Total Trihalomethane      | ND     | 80     | 0.50    | 0.50 | ug/l  |   |
| CAS No.    | Surrogate Recoveries      | Run# 1 | Run# 2 | Limits  |      |       |   |
| 460-00-4   | 4-Bromofluorobenzene      | 103%   |        | 70-130% |      |       |   |
| 2199-69-1  | 1,2-Dichlorobenzene-d4    | 117%   |        | 70-130% |      |       |   |

(a) Associated CCV outside of control limits high, sample was ND.

ND = Not detected      MDL = Method Detection Limit  
MCL = Maximum Contamination Level (40 CFR 141)  
E = Indicates value exceeds calibration range

J = Indicates an estimated value  
B = Indicates analyte found in associated method blank  
N = Indicates presumptive evidence of a compound

## Report of Analysis

3.1  
3

|  |                                |
|--|--------------------------------|
| <b>Client Sample ID:</b> 17695 MINGLEWOOD TRAIL, MON, CO 80132 | <b>Date Sampled:</b> 09/19/19  |
| <b>Lab Sample ID:</b> DA20418-1                                | <b>Date Received:</b> 09/20/19 |
| <b>Matrix:</b> DW - Drinking Water                             | <b>Percent Solids:</b> n/a     |
| <b>Method:</b> EPA 548.1 EPA 548.1                             |                                |
| <b>Project:</b> El Paso County Water Quality Testing           |                                |

|        | File ID    | DF | Analyzed       | By | Prep Date | Prep Batch | Analytical Batch |
|--------|------------|----|----------------|----|-----------|------------|------------------|
| Run #1 | 2G117842.D | 1  | 09/26/19 19:12 | LT | 09/25/19  | OP18337    | E2G1163          |
| Run #2 |            |    |                |    |           |            |                  |

|        | Initial Volume | Final Volume |
|--------|----------------|--------------|
| Run #1 | 100 ml         | 1.0 ml       |
| Run #2 |                |              |

| CAS No.  | Compound  | Result | MCL | RL  | MDL | Units | Q |
|----------|-----------|--------|-----|-----|-----|-------|---|
| 145-73-3 | Endothall | ND     | 100 | 5.0 | 3.6 | ug/l  |   |

---

ND = Not detected      MDL = Method Detection Limit      J = Indicates an estimated value  
 MCL = Maximum Contamination Level (40 CFR 141)      B = Indicates analyte found in associated method blank  
 E = Indicates value exceeds calibration range      N = Indicates presumptive evidence of a compound



# Report of Analysis

|  |                                |
|--|--------------------------------|
| <b>Client Sample ID:</b> 17695 MINGLEWOOD TRAIL, MON, CO 80132 | <b>Date Sampled:</b> 09/19/19  |
| <b>Lab Sample ID:</b> DA20418-1                                | <b>Date Received:</b> 09/20/19 |
| <b>Matrix:</b> DW - Drinking Water                             | <b>Percent Solids:</b> n/a     |
| <b>Method:</b> EPA 525.2 EPA 525.2                             |                                |
| <b>Project:</b> El Paso County Water Quality Testing           |                                |

| Run #  | File ID    | DF | Analyzed       | By | Prep Date | Prep Batch | Analytical Batch |
|--------|------------|----|----------------|----|-----------|------------|------------------|
| Run #1 | 1G144791.D | 1  | 09/28/19 01:35 | LT | 09/25/19  | OP18334    | E1G2565          |
| Run #2 |            |    |                |    |           |            |                  |

| Run #  | Initial Volume | Final Volume |
|--------|----------------|--------------|
| Run #1 | 1000 ml        | 1.0 ml       |
| Run #2 |                |              |

## EPA 525.2

| CAS No.    | Compound                   | Result | MCL  | RL    | MDL   | Units | Q |
|------------|----------------------------|--------|------|-------|-------|-------|---|
| 15972-60-8 | Alachlor                   | ND     | 2.0  | 0.20  | 0.20  | ug/l  |   |
| 1912-24-9  | Atrazine                   | ND     | 3.0  | 0.10  | 0.10  | ug/l  |   |
| 50-32-8    | Benzo(a)pyrene             | ND     | 0.20 | 0.020 | 0.020 | ug/l  |   |
| 23184-66-9 | Butachlor                  | ND     |      | 0.25  | 0.25  | ug/l  |   |
| 103-23-1   | bis(2-Ethylhexyl)adipate   | ND     | 400  | 0.60  | 0.60  | ug/l  |   |
| 117-81-7   | bis(2-Ethylhexyl)phthalate | ND     | 6.0  | 0.60  | 0.60  | ug/l  |   |
| 51218-45-2 | Metolachlor                | ND     |      | 0.25  | 0.25  | ug/l  |   |
| 21087-64-9 | Metribuzin                 | ND     |      | 0.25  | 0.25  | ug/l  |   |
| 1918-16-7  | Propachlor                 | ND     |      | 0.25  | 0.25  | ug/l  |   |
| 122-34-9   | Simazine                   | ND     | 4.0  | 0.070 | 0.070 | ug/l  |   |

| CAS No.  | Surrogate Recoveries | Run# 1 | Run# 2 | Limits  |
|----------|----------------------|--------|--------|---------|
|          | Perylene-d12         | 107%   |        | 70-130% |
|          | Pyrene-d10           | 105%   |        | 70-130% |
| 115-86-6 | Triphenyl phosphate  | 105%   |        | 70-130% |

ND = Not detected      MDL = Method Detection Limit      J = Indicates an estimated value  
 MCL = Maximum Contamination Level (40 CFR 141)      B = Indicates analyte found in associated method blank  
 E = Indicates value exceeds calibration range      N = Indicates presumptive evidence of a compound

## Report of Analysis

3.1  
3

|  |                                |
|--|--------------------------------|
| <b>Client Sample ID:</b> 17695 MINGLEWOOD TRAIL, MON, CO 80132 |                                |
| <b>Lab Sample ID:</b> DA20418-1                                | <b>Date Sampled:</b> 09/19/19  |
| <b>Matrix:</b> DW - Drinking Water                             | <b>Date Received:</b> 09/20/19 |
| <b>Method:</b> EPA 504.1 EPA 504.1                             | <b>Percent Solids:</b> n/a     |
| <b>Project:</b> El Paso County Water Quality Testing           |                                |

|        | File ID    | DF | Analyzed       | By | Prep Date | Prep Batch | Analytical Batch |
|--------|------------|----|----------------|----|-----------|------------|------------------|
| Run #1 | GEH39505.D | 1  | 09/25/19 06:12 | GN | 09/24/19  | OP18329    | GEH1732          |
| Run #2 |            |    |                |    |           |            |                  |

|        | Initial Volume | Final Volume |
|--------|----------------|--------------|
| Run #1 | 35.0 ml        | 2.0 ml       |
| Run #2 |                |              |

| CAS No.  | Compound                    | Result | MCL   | RL    | MDL    | Units | Q |
|----------|-----------------------------|--------|-------|-------|--------|-------|---|
| 96-12-8  | 1,2-Dibromo-3-chloropropane | ND     | 0.20  | 0.010 | 0.0080 | ug/l  |   |
| 106-93-4 | 1,2-Dibromoethane           | ND     | 0.050 | 0.010 | 0.0087 | ug/l  |   |

---

ND = Not detected      MDL = Method Detection Limit      J = Indicates an estimated value  
 MCL = Maximum Contamination Level (40 CFR 141)      B = Indicates analyte found in associated method blank  
 E = Indicates value exceeds calibration range      N = Indicates presumptive evidence of a compound

## Report of Analysis

3.1  
3

|  |                                |
|--|--------------------------------|
| <b>Client Sample ID:</b> 17695 MINGLEWOOD TRAIL, MON, CO 80132 | <b>Date Sampled:</b> 09/19/19  |
| <b>Lab Sample ID:</b> DA20418-1                                | <b>Date Received:</b> 09/20/19 |
| <b>Matrix:</b> DW - Drinking Water                             | <b>Percent Solids:</b> n/a     |
| <b>Method:</b> EPA 515.4 EPA 515.4                             |                                |
| <b>Project:</b> El Paso County Water Quality Testing           |                                |

| Run #  | File ID   | DF | Analyzed       | By  | Prep Date | Prep Batch | Analytical Batch |
|--------|-----------|----|----------------|-----|-----------|------------|------------------|
| Run #1 | EF36582.D | 1  | 10/01/19 18:49 | KSH | 09/27/19  | OP18344    | GEF1506          |
| Run #2 |           |    |                |     |           |            |                  |

| Run #  | Initial Volume | Final Volume |
|--------|----------------|--------------|
| Run #1 | 40.0 ml        | 4.0 ml       |
| Run #2 |                |              |

| CAS No.   | Compound          | Result | MCL | RL    | MDL   | Units | Q |
|-----------|-------------------|--------|-----|-------|-------|-------|---|
| 94-75-7   | 2,4-D             | ND     | 70  | 0.10  | 0.10  | ug/l  |   |
| 75-99-0   | Dalapon           | ND     | 200 | 1.0   | 1.0   | ug/l  |   |
| 1918-00-9 | Dicamba           | ND     |     | 0.30  | 0.30  | ug/l  |   |
| 88-85-7   | Dinoseb           | ND     | 7.0 | 0.20  | 0.20  | ug/l  |   |
| 87-86-5   | Pentachlorophenol | ND     | 1.0 | 0.040 | 0.040 | ug/l  |   |
| 1918-02-1 | Picloram          | ND     | 500 | 0.10  | 0.10  | ug/l  |   |
| 93-72-1   | 2,4,5-TP          | ND     | 50  | 0.20  | 0.20  | ug/l  |   |

| CAS No.    | Surrogate Recoveries | Run# 1 | Run# 2 | Limits  |
|------------|----------------------|--------|--------|---------|
| 19719-28-9 | 2,4-DCAA             | 105%   |        | 70-130% |
| 19719-28-9 | 2,4-DCAA             | 93%    |        | 70-130% |

---

ND = Not detected      MDL = Method Detection Limit      J = Indicates an estimated value  
 MCL = Maximum Contamination Level (40 CFR 141)      B = Indicates analyte found in associated method blank  
 E = Indicates value exceeds calibration range      N = Indicates presumptive evidence of a compound

# Report of Analysis

|  |                                |
|--|--------------------------------|
| <b>Client Sample ID:</b> 17695 MINGLEWOOD TRAIL, MON, CO 80132 |                                |
| <b>Lab Sample ID:</b> DA20418-1                                | <b>Date Sampled:</b> 09/19/19  |
| <b>Matrix:</b> DW - Drinking Water                             | <b>Date Received:</b> 09/20/19 |
| <b>Method:</b> EPA 505 EPA 505                                 | <b>Percent Solids:</b> n/a     |
| <b>Project:</b> El Paso County Water Quality Testing           |                                |

|        | File ID    | DF | Analyzed       | By | Prep Date | Prep Batch | Analytical Batch |
|--------|------------|----|----------------|----|-----------|------------|------------------|
| Run #1 | GEH39532.D | 1  | 09/27/19 00:34 | GN | 09/26/19  | OP18340    | GEH1733          |
| Run #2 | GEH39577.D | 1  | 09/27/19 14:55 | GN | 09/26/19  | OP18340    | GEH1733          |

|        | Initial Volume | Final Volume |
|--------|----------------|--------------|
| Run #1 | 35.0 ml        | 2.0 ml       |
| Run #2 | 35.0 ml        | 2.0 ml       |

### Primary Drinking Water Pesticide/PCB List

| CAS No.    | Compound                  | Result          | MCL  | RL    | MDL   | Units | Q |
|------------|---------------------------|-----------------|------|-------|-------|-------|---|
| 309-00-2   | Aldrin <sup>a</sup>       | ND              |      | 0.010 | 0.010 | ug/l  |   |
| 5103-71-9  | alpha-Chlordane           | ND              |      | 0.020 | 0.020 | ug/l  |   |
| 5103-74-2  | gamma-Chlordane           | ND              |      | 0.020 | 0.020 | ug/l  |   |
| 58-89-9    | gamma-BHC (Lindane)       | ND              | 0.20 | 0.010 | 0.010 | ug/l  |   |
| 12789-03-6 | Chlordane                 | ND              | 2.0  | 0.20  | 0.20  | ug/l  |   |
| 60-57-1    | Dieldrin                  | ND              |      | 0.010 | 0.010 | ug/l  |   |
| 72-20-8    | Endrin                    | ND              | 2.0  | 0.010 | 0.010 | ug/l  |   |
| 76-44-8    | Heptachlor                | ND              | 0.40 | 0.020 | 0.020 | ug/l  |   |
| 1024-57-3  | Heptachlor epoxide        | ND              | 0.20 | 0.020 | 0.020 | ug/l  |   |
| 118-74-1   | Hexachlorobenzene         | ND              | 1.0  | 0.020 | 0.020 | ug/l  |   |
| 77-47-4    | Hexachlorocyclopentadiene | ND              | 50   | 0.040 | 0.040 | ug/l  |   |
| 72-43-5    | Methoxychlor              | ND              | 40   | 0.020 | 0.020 | ug/l  |   |
| 8001-35-2  | Toxaphene                 | ND              | 3.0  | 1.0   | 1.0   | ug/l  |   |
| 12674-11-2 | Aroclor 1016              | ND <sup>b</sup> | 0.50 | 0.080 | 0.080 | ug/l  |   |
| 11104-28-2 | Aroclor 1221              | ND <sup>b</sup> | 0.50 | 0.10  | 0.10  | ug/l  |   |
| 11141-16-5 | Aroclor 1232              | ND <sup>b</sup> | 0.50 | 0.10  | 0.10  | ug/l  |   |
| 53469-21-9 | Aroclor 1242              | ND <sup>b</sup> | 0.50 | 0.10  | 0.10  | ug/l  |   |
| 12672-29-6 | Aroclor 1248              | ND <sup>b</sup> | 0.50 | 0.10  | 0.10  | ug/l  |   |
| 11097-69-1 | Aroclor 1254              | ND <sup>b</sup> | 0.50 | 0.10  | 0.10  | ug/l  |   |
| 11096-82-5 | Aroclor 1260              | ND <sup>b</sup> | 0.50 | 0.10  | 0.10  | ug/l  |   |
| 1336-36-3  | Total PCBs                | ND <sup>b</sup> | 0.50 | 0.10  | 0.10  | ug/l  |   |

| CAS No.  | Surrogate Recoveries | Run# 1 | Run# 2 | Limits  |
|----------|----------------------|--------|--------|---------|
| 877-09-8 | Tetrachloro-m-xylene | 103%   | 101%   | 70-140% |
| 877-09-8 | Tetrachloro-m-xylene | 124%   | 103%   | 70-140% |

(a) Associated CCV outside of control limits high, sample was ND.  
 (b) Result is from Run# 2

ND = Not detected      MDL = Method Detection Limit      J = Indicates an estimated value  
 MCL = Maximum Contamination Level (40 CFR 141)      B = Indicates analyte found in associated method blank  
 E = Indicates value exceeds calibration range      N = Indicates presumptive evidence of a compound

## Report of Analysis

|  |                                |
|--|--------------------------------|
| <b>Client Sample ID:</b> 17695 MINGLEWOOD TRAIL, MON, CO 80132 | <b>Date Sampled:</b> 09/19/19  |
| <b>Lab Sample ID:</b> DA20418-1                                | <b>Date Received:</b> 09/20/19 |
| <b>Matrix:</b> DW - Drinking Water                             | <b>Percent Solids:</b> n/a     |
| <b>Method:</b> EPA 531.1 EPA 531.1                             |                                |
| <b>Project:</b> El Paso County Water Quality Testing           |                                |

| Run #  | File ID    | DF | Analyzed       | By | Prep Date | Prep Batch | Analytical Batch |
|--------|------------|----|----------------|----|-----------|------------|------------------|
| Run #1 | HB116753.D | 1  | 10/05/19 14:25 | JB | 10/03/19  | OP18374    | GHB766           |
| Run #2 |            |    |                |    |           |            |                  |

| Run #  | Initial Volume | Final Volume |
|--------|----------------|--------------|
| Run #1 | 10.0 ml        | 10.0 ml      |
| Run #2 |                |              |

### Carbamate Pesticide

| CAS No.    | Compound            | Result | MCL | RL   | MDL  | Units | Q |
|------------|---------------------|--------|-----|------|------|-------|---|
| 116-06-3   | Aldicarb            | ND     |     | 0.50 | 0.25 | ug/l  |   |
| 1646-88-4  | Aldicarb Sulfone    | ND     |     | 0.50 | 0.25 | ug/l  |   |
| 1646-87-3  | Aldicarb Sulfoxide  | ND     |     | 0.50 | 0.25 | ug/l  |   |
| 63-25-2    | Carbaryl            | ND     |     | 0.50 | 0.25 | ug/l  |   |
| 1563-66-2  | Carbofuran          | ND     | 40  | 0.50 | 0.25 | ug/l  |   |
| 16655-82-6 | 3-Hydroxycarbofuran | ND     |     | 0.50 | 0.25 | ug/l  |   |
| 2032-65-7  | Methiocarb          | ND     |     | 0.50 | 0.25 | ug/l  |   |
| 16752-77-5 | Methomyl            | ND     |     | 0.50 | 0.25 | ug/l  |   |
| 23135-22-0 | Oxamyl              | ND     | 200 | 0.50 | 0.25 | ug/l  |   |
| 114-26-1   | Propoxur            | ND     |     | 0.50 | 0.25 | ug/l  |   |

| CAS No.  | Surrogate Recoveries | Run# 1 | Run# 2 | Limits  |
|----------|----------------------|--------|--------|---------|
| 672-99-1 | BDMC                 | 92%    |        | 70-130% |

ND = Not detected      MDL = Method Detection Limit      J = Indicates an estimated value  
 MCL = Maximum Contamination Level (40 CFR 141)      B = Indicates analyte found in associated method blank  
 E = Indicates value exceeds calibration range      N = Indicates presumptive evidence of a compound

## Report of Analysis

3.1  
3

|  |                                |
|--|--------------------------------|
| <b>Client Sample ID:</b> 17695 MINGLEWOOD TRAIL, MON, CO 80132 | <b>Date Sampled:</b> 09/19/19  |
| <b>Lab Sample ID:</b> DA20418-1                                | <b>Date Received:</b> 09/20/19 |
| <b>Matrix:</b> DW - Drinking Water                             | <b>Percent Solids:</b> n/a     |
| <b>Method:</b> EPA 547 EPA 547                                 |                                |
| <b>Project:</b> El Paso County Water Quality Testing           |                                |

|        | File ID    | DF | Analyzed       | By | Prep Date | Prep Batch | Analytical Batch |
|--------|------------|----|----------------|----|-----------|------------|------------------|
| Run #1 | HB116681.D | 1  | 09/24/19 20:03 | JB | 09/24/19  | OP18332    | GHB763           |
| Run #2 |            |    |                |    |           |            |                  |

|        | Initial Volume | Final Volume |
|--------|----------------|--------------|
| Run #1 | 10.0 ml        | 10.0 ml      |
| Run #2 |                |              |

### Glyphosate

| CAS No.   | Compound   | Result | MCL | RL  | MDL | Units | Q |
|-----------|------------|--------|-----|-----|-----|-------|---|
| 1071-83-6 | Glyphosate | ND     | 700 | 5.0 | 2.5 | ug/l  |   |

---

ND = Not detected      MDL = Method Detection Limit      J = Indicates an estimated value  
 MCL = Maximum Contamination Level (40 CFR 141)      B = Indicates analyte found in associated method blank  
 E = Indicates value exceeds calibration range      N = Indicates presumptive evidence of a compound

## Report of Analysis

3.1  
3

|  |                                |
|--|--------------------------------|
| <b>Client Sample ID:</b> 17695 MINGLEWOOD TRAIL, MON, CO 80132 |                                |
| <b>Lab Sample ID:</b> DA20418-1                                | <b>Date Sampled:</b> 09/19/19  |
| <b>Matrix:</b> DW - Drinking Water                             | <b>Date Received:</b> 09/20/19 |
| <b>Method:</b> EPA 549.2 EPA 549.2                             | <b>Percent Solids:</b> n/a     |
| <b>Project:</b> El Paso County Water Quality Testing           |                                |

|        | File ID    | DF | Analyzed       | By | Prep Date | Prep Batch | Analytical Batch |
|--------|------------|----|----------------|----|-----------|------------|------------------|
| Run #1 | HA014615.D | 1  | 10/02/19 10:32 | NO | 09/24/19  | OP18331    | GHA562           |
| Run #2 |            |    |                |    |           |            |                  |

|        | Initial Volume | Final Volume |
|--------|----------------|--------------|
| Run #1 | 250 ml         | 10.0 ml      |
| Run #2 |                |              |

| CAS No. | Compound | Result | MCL | RL   | MDL  | Units | Q |
|---------|----------|--------|-----|------|------|-------|---|
| 85-00-7 | Diquat   | ND     | 20  | 0.40 | 0.25 | ug/l  |   |

---

ND = Not detected      MDL = Method Detection Limit      J = Indicates an estimated value  
 MCL = Maximum Contamination Level (40 CFR 141)      B = Indicates analyte found in associated method blank  
 E = Indicates value exceeds calibration range      N = Indicates presumptive evidence of a compound

## Report of Analysis

31  
3

|  |                                |
|--|--------------------------------|
| <b>Client Sample ID:</b> 17695 MINGLEWOOD TRAIL, MON, CO 80132 | <b>Date Sampled:</b> 09/19/19  |
| <b>Lab Sample ID:</b> DA20418-1                                | <b>Date Received:</b> 09/20/19 |
| <b>Matrix:</b> DW - Drinking Water                             | <b>Percent Solids:</b> n/a     |
| <b>Project:</b> El Paso County Water Quality Testing           |                                |

### Total Metals Analysis

| Analyte   | Result    | MCL    | RL      | Units | DF | Prep     | Analyzed By | Method                 | Prep Method            |
|-----------|-----------|--------|---------|-------|----|----------|-------------|------------------------|------------------------|
| Aluminum  | < 0.050   |        | 0.050   | mg/l  | 1  | 09/24/19 | 10/08/19 JM | EPA 200.8 <sup>3</sup> | EPA 200.8 <sup>6</sup> |
| Antimony  | < 0.00040 | 0.0060 | 0.00040 | mg/l  | 1  | 09/24/19 | 09/29/19 JM | EPA 200.8 <sup>2</sup> | EPA 200.8 <sup>6</sup> |
| Arsenic   | < 0.00080 | 0.010  | 0.00080 | mg/l  | 1  | 10/09/19 | 10/10/19 JM | EPA 200.8 <sup>4</sup> | EPA 200.8 <sup>7</sup> |
| Barium    | 0.062     | 2.0    | 0.0020  | mg/l  | 1  | 09/24/19 | 09/29/19 JM | EPA 200.8 <sup>2</sup> | EPA 200.8 <sup>6</sup> |
| Beryllium | < 0.00020 | 0.0040 | 0.00020 | mg/l  | 1  | 09/24/19 | 09/29/19 JM | EPA 200.8 <sup>2</sup> | EPA 200.8 <sup>6</sup> |
| Cadmium   | < 0.00010 | 0.0050 | 0.00010 | mg/l  | 1  | 09/24/19 | 09/29/19 JM | EPA 200.8 <sup>2</sup> | EPA 200.8 <sup>6</sup> |
| Chromium  | < 0.0020  | 0.10   | 0.0020  | mg/l  | 1  | 09/24/19 | 09/29/19 JM | EPA 200.8 <sup>2</sup> | EPA 200.8 <sup>6</sup> |
| Iron      | 0.023     |        | 0.010   | mg/l  | 1  | 10/09/19 | 10/10/19 JM | EPA 200.8 <sup>4</sup> | EPA 200.8 <sup>7</sup> |
| Manganese | < 0.0010  |        | 0.0010  | mg/l  | 1  | 09/24/19 | 10/08/19 JM | EPA 200.8 <sup>3</sup> | EPA 200.8 <sup>6</sup> |
| Mercury   | < 0.00010 | 0.0020 | 0.00010 | mg/l  | 1  | 09/24/19 | 09/24/19 JM | EPA 245.1 <sup>1</sup> | EPA 245.1 <sup>5</sup> |
| Selenium  | 0.0066    | 0.050  | 0.00040 | mg/l  | 1  | 09/24/19 | 09/29/19 JM | EPA 200.8 <sup>2</sup> | EPA 200.8 <sup>6</sup> |
| Silver    | < 0.00010 | 0.10   | 0.00010 | mg/l  | 1  | 09/24/19 | 09/29/19 JM | EPA 200.8 <sup>2</sup> | EPA 200.8 <sup>6</sup> |
| Thallium  | < 0.00020 | 0.0020 | 0.00020 | mg/l  | 1  | 09/24/19 | 09/29/19 JM | EPA 200.8 <sup>2</sup> | EPA 200.8 <sup>6</sup> |
| Zinc      | < 0.010   | 5.0    | 0.010   | mg/l  | 1  | 09/24/19 | 09/29/19 JM | EPA 200.8 <sup>2</sup> | EPA 200.8 <sup>6</sup> |

- (1) Instrument QC Batch: MA11838
- (2) Instrument QC Batch: MA11859
- (3) Instrument QC Batch: MA11876
- (4) Instrument QC Batch: MA11884
- (5) Prep QC Batch: MP28993
- (6) Prep QC Batch: MP29051
- (7) Prep QC Batch: MP29183

RL = Reporting Limit  
MCL = Maximum Contamination Level (40 CFR 141)



## Report of Analysis

|  |                                |
|--|--------------------------------|
| <b>Client Sample ID:</b> 17695 MINGLEWOOD TRAIL, MON, CO 80132 | <b>Date Sampled:</b> 09/19/19  |
| <b>Lab Sample ID:</b> DA20418-1                                | <b>Date Received:</b> 09/20/19 |
| <b>Matrix:</b> DW - Drinking Water                             | <b>Percent Solids:</b> n/a     |
| <b>Project:</b> El Paso County Water Quality Testing           |                                |

### General Chemistry

| Analyte                                  | Result   | MCL  | Units | DF | Analyzed       | By | Method          |
|--|----------|------|-------|----|----------------|----|-----------------|
| Chloride                                 | 1.1      |      | mg/l  | 1  | 09/21/19 10:05 | JB | EPA 300.0       |
| Corrosivity as pH <sup>a</sup>           | 7.68     |      | su    | 1  | 09/23/19 12:20 | JD | SW846 7.2/9040C |
| Cyanide, Total                           | < 0.0050 | 0.20 | mg/l  | 1  | 09/25/19 14:01 | AM | EPA 335.4       |
| Fluoride                                 | 0.47     | 4.0  | mg/l  | 1  | 09/21/19 10:05 | JB | EPA 300.0       |
| Nitrogen, Nitrate                        | 0.15     | 10   | mg/l  | 1  | 09/21/19 10:05 | JB | EPA 300.0       |
| Nitrogen, Nitrate + Nitrite <sup>b</sup> | 0.15     |      | mg/l  | 1  | 09/21/19 10:05 | JB | EPA 300.0       |
| Nitrogen, Nitrite                        | < 0.0040 | 1.0  | mg/l  | 1  | 09/21/19 10:05 | JB | EPA 300.0       |
| Solids, Total Dissolved                  | 109      |      | mg/l  | 1  | 09/23/19       | AK | SM 2540C-2011   |
| Sulfate                                  | 7.2      |      | mg/l  | 1  | 09/21/19 10:05 | JB | EPA 300.0       |
| pH <sup>c</sup>                          | 7.68     |      | su    | 1  | 09/23/19 12:20 | JD | EPA 150.1       |

(a) Non Corrosive

(b) Calculated as: (Nitrogen, Nitrate) + (Nitrogen, Nitrite)

(c) Analysis performed past recommended hold time.

---

MCL = Maximum Contamination Level (40 CFR 141)

Subcontract Lab Data

---

Report of Analysis

---



**industrial  
LABORATORIES**

Industrial Laboratories is your independent,  
third-party analytical testing laboratory

To : SGS North America  
4036 Youngfield St.  
Wheat Ridge, CO 80033

Attn : Scott Heideman

## Test Report

Report # Rpt-190923025

Date Reported : 9/23/2019

Date Received : 9/20/2019

Client PO : DA20418X

| SampleCode   | Client Sample ID                 | Test Method                            | Result        | Units | Date Analyzed   |
|--------------|----------------------------------|--|---------------|-------|-----------------|
| 19092014-01A | DA20418X-1 (Z), 9/19/19, 9:30 PM |  |               |       |                 |
|              |                                  | <b>*Total Coliforms</b>                |               |       | <b>NH</b>       |
|              |                                  | IL-MIC-M-023 / SMEWW 9223 B - Colilert |               |       | 9/20/2019 16:22 |
|              |                                  | Coliforms                              | <b>Absent</b> |       |                 |

Digitally Signed By:

**Kathie Inman**

Date: 9/23/2019

1:59:06PM MT

Client Services/Sales

Measurement of Uncertainty for Scope methods are available upon request.

**Samples received in good condition unless otherwise noted in case narrative**

# = Subcontracted Analysis

\* = Scope Analysis

‡ = Case Narrative on Sample

Page 1 of 1

4046 Youngfield Street • Wheat Ridge, Colorado 80033 • (303) 287-9691 • (303) 287-0964 FAX • [www.industrialabs.net](http://www.industrialabs.net)

Receipt of analysis acknowledges the terms and conditions, which can be found at [www.industrialabs.net](http://www.industrialabs.net)

This report is not to be reproduced in whole or in part for advertising purposes without obtaining prior written authorization.





Hazen Research, Inc.  
4601 Indiana Street  
Golden, CO 80403 USA  
Tel: (303) 279-4501  
Fax: (303) 278-1528


Lab Control ID: 19M02883  
Received: Sep 23, 2019  
Reported: Oct 11, 2019  
Purchase Order No.  
DA20418X

Customer ID: 00151Z  
Account ID: Z05205

Scott Heideman  
SGS North America  
4036 Youngfield Street  
Wheat Ridge, CO 80033-3862

# ANALYTICAL REPORT

*Report may only be copied in its entirety.  
Results reported herein relate only to discrete samples  
submitted by the client. Hazen Research, Inc. does not warrant  
that the results are representative of anything other than the  
samples that were received in the laboratory*

By:   
\_\_\_\_\_  
Jessica Axer  
Analytical Laboratories Director

Customer ID: 00151Z  
 Account ID: Z05205  
**ANALYTICAL REPORT**

Scott Heideman  
 SGS North America

|                           |              |                                  |               |                       |                        |               |                             |                |
|---------------------------|--------------|----------------------------------|---------------|-----------------------|------------------------|---------------|-----------------------------|----------------|
| <b>Lab Sample ID</b>      |              | 19M02883-001                     |               |                       |                        |               |                             |                |
| <b>Customer Sample ID</b> |              | DA20418-1X                       |               |                       |                        |               |                             |                |
|                           |              | sampled on 09/19/19 @ 2130 by BH |               |                       |                        |               |                             |                |
| <b>Parameter</b>          | <b>Units</b> | <b>Code</b>                      | <b>Result</b> | <b>Precision* +/-</b> | <b>Detection Limit</b> | <b>Method</b> | <b>Analysis Date / Time</b> | <b>Analyst</b> |
| Gross Alpha               | pCi/L        | T                                | 3.4           | 1.7                   | 0.1                    | SM 7110 B     | 10/8/19 @ 0836              | SS             |
| Gross Beta                | pCi/L        | T                                | 4.6           | 2.5                   | 4.0                    | SM 7110 B     | 10/8/19 @ 0836              | SS             |
| Total Solids              | mg/L         | T                                | 118           | -                     | 10                     | EPA 160.3     | 9/24/19                     | TL             |

Certification ID's: CO/EPA CO00008; CT PH-0152; KS E-10265; NJ CO008; NYSELAP (NELAC Certified) 11417; RI LAO00284; WI 998376610, TX T104704256-15-6

\*Variability of the radioactive decay process (counting error) at the 95% confidence level, 1.96 sigma.

Codes: (T) = Total (D) = Dissolved (S) = Suspended (R) = Total Residual (AR) = As Received < = Less Than



**Batch QC Summary Form**

Analyte: Gross Alpha

Control Standard/LFB: ID: C-11 pCi/mL: 57.4 (use 1 diluted)

Spike Solution: ID: C-11 pCi/mL: 57.4 (use 1 mL)

Spike Recovery Calculation: Sample: Tap\*

$$\text{Calculation: } \frac{(54.9) (1.000) - (0.0) (0.200)}{57.4} \times 100 = 96\%$$

Batch QC Evaluation:

| Parameter        | Criteria                        | Pass | Fail | N/A |
|------------------|---------------------------------|------|------|-----|
| Control Std./LFB | +/- 30 %                        | X    |      |     |
| Spike Recovery   | 70 - 130 %                      | x    |      |     |
| Blank            | < or = 3 x Uncertainty          | X    |      |     |
| Duplicate 1      | 95% confidence interval overlap | X    |      |     |
| Duplicate 2 *    | 95% confidence interval overlap |      |      | X   |

\* Required for batch size greater than 10 samples.

Conclusions:

    X Batch QC Passes\*\*  
       Batch QC Fails  
       Batch QC Passes, with exceptions\*\*:

Reruns Required: \_\_\_\_\_

Narrative:

\*\*All QC data provided in this section of the report met the acceptance criteria specified in the analytical methods and procedures. State Maximum Contamination Levels (MCLs) are not evaluated in this report.

Batch Listing by Lab Control Number:

19M02976 \_\_\_\_\_  
19M03016 \_\_\_\_\_  
19M02966 \_\_\_\_\_  
19M02534 \_\_\_\_\_  
19M02874 \_\_\_\_\_  
19M02881 \_\_\_\_\_  
19M02883 \_\_\_\_\_  
19M02884 \_\_\_\_\_  
 \_\_\_\_\_  
 \_\_\_\_\_

Evaluator:

*Jynnea Rockwell* \_\_\_\_\_

Date 10/09/2019

**Batch QC Summary Form**

Analyte: Gross Beta

Control Standard/LFB: ID: C-11 pCi/mL: 44 (use 1 diluted)

Spike Solution: ID: C-11 pCi/mL: 44 (use 1 mL)

Spike Recovery Calculation: Sample: Tap\*

$$\text{Calculation: } \frac{(36.8) (1.000) - (0.8) (0.200)}{44} \times 100 = 83\%$$

Batch QC Evaluation:

| Parameter        | Criteria                        | Pass | Fail | N/A |
|------------------|---------------------------------|------|------|-----|
| Control Std./LFB | +/- 20 %                        | X    |      |     |
| Spike Recovery   | 80 - 120 %                      | x    |      |     |
| Blank            | < or = 3 x Uncertainty          | X    |      |     |
| Duplicate 1      | 95% confidence interval overlap | X    |      |     |
| Duplicate 2 *    | 95% confidence interval overlap |      |      | X   |

\* Required for batch size greater than 10 samples.

Conclusions:

    X Batch QC Passes\*\*  
       Batch QC Fails  
       Batch QC Passes, with exceptions\*\*:

Reruns Required: \_\_\_\_\_

Narrative:

\*\*All QC data provided in this section of the report met the acceptance criteria specified in the analytical methods and procedures. State Maximum Contamination Levels (MCLs) are not evaluated in this report.

Batch Listing by Lab Control Number:

19M02976 \_\_\_\_\_  
19M03016 \_\_\_\_\_  
19M02966 \_\_\_\_\_  
19M02534 \_\_\_\_\_  
19M02874 \_\_\_\_\_  
19M02881 \_\_\_\_\_  
19M02883 \_\_\_\_\_  
19M02884 \_\_\_\_\_  
 \_\_\_\_\_  
 \_\_\_\_\_

Evaluator:  
 \_\_\_\_\_

Date 10/09/2019





Misc. Forms

Custody Documents and Other Forms

---

Includes the following where applicable:

- Chain of Custody



# CHAIN OF CUSTODY

SGS North America Inc. - Wheat Ridge  
 4036 Youngfield Street  
 Wheat Ridge, CO 80033-3862  
 303-425-6021; 877-737-4521  
 FAX: 303-425-6854  
 www.sgs.com/ehsus

SGS Job # **DA20418**

**Client/Reporting Information**

Company: **GRANDWOOD ENTERPRISES**  
 Street: **270 LODGEPOLE WAY**  
 City: **MONUMENT** State: **CO** ZIP: **80132**  
 Contact: **BILL HEREBIC** Phone: **719.651.9152**  
 Email: **herebic@emsn.com**  
 Sampler: **BILL HEREBIC** Phone: **719.651.9152**

**Billing Information** (if different from reporting)

Company: \_\_\_\_\_  
 Street: \_\_\_\_\_  
 City: \_\_\_\_\_ State: \_\_\_\_\_ ZIP: \_\_\_\_\_  
 Attention: \_\_\_\_\_  
 Client PO #: \_\_\_\_\_  
 SGS Quote/Bottle Order #: \_\_\_\_\_

**Project Information**

PWSID or Project #: \_\_\_\_\_  
 System Name: \_\_\_\_\_  
 System Address: \_\_\_\_\_  
 City: \_\_\_\_\_ State: \_\_\_\_\_ ZIP: \_\_\_\_\_  
 Contact Person: \_\_\_\_\_  
 Tel: \_\_\_\_\_ Email: \_\_\_\_\_

**Turn Around Time (Business days)**

Standard 10 Business Days  
 5 Business Days RUSH  
 3 Business Days RUSH  
 2 Business Days RUSH  
 1 Business Day EMERGENCY

**State Form information**

Compliance Samples Yes  No   
 Submit Results to State Yes  No   
 Include State Forms in Report\*\* Yes  No   
 \*\* possible extra charge

| Sample Location or ID                 |  |  | Date | Time    | No. of Containers | Drinking Water Analyses (check analysis) |           |                       |                |                       |                  |                           |                  |                |                |              |           |           |          |            |                |     |     | Subcontracted Analysis |       | Lab Use Only          |                     |               |              |                 |           |                       |            |        |        |                      |   |   |    |  |
|---------------------------------------|--|--|------|---------|-------------------|--|-----------|-----------------------|----------------|-----------------------|------------------|---------------------------|------------------|----------------|----------------|--------------|-----------|-----------|----------|------------|----------------|-----|-----|------------------------|-------|-----------------------|---------------------|---------------|--------------|-----------------|-----------|-----------------------|------------|--------|--------|----------------------|---|---|----|--|
|                                       |  |  |      |         |                   | THM 524.2                                | VOC 524.2 | Halocetic Acids 552.2 | EDB/DBCP 504.1 | Pesticides / PCBs 505 | Herbicides 515.4 | SOC + OP Pesticides 525.2 | Carbamates 531.1 | Glyphosate 547 | Endothal 548.1 | Diquat 549.2 | Nitrate-N | Nitrite-N | Fluoride | Alkalinity | Langlier Index | TOC | DOC | SUVA                   | UV254 | 11 Inorganic Metals * | Lead & Copper 200.8 | Uranium 200.8 | TOTAL METALS | CN, PH, SO4, TP | CHL, CARB | Gross-A (Total Solid) | Gross- A+B | Ra 226 | Ra 228 | Total Coliform (p/a) |   |   |    |  |
| 12695 MINGLEWOOD TRAIL, MON, CO 80132 |  |  | 9/19 | 9:30 AM |                   | X  | X         | X                     | X              | X                     | X                | X                         | X                | X              | X              | X            | X         | X         | X        |            |                |     |     |                        |       |                       | X                   | X             | X            | X               | X         | X                     | X          | X      | X      | X                    | X | X | 01 |  |
|                                       |  |  |      |         |                   |  |           |                       |                |                       |                  |                           |                  |                |                |              |           |           |          |            |                |     |     |                        |       |                       |                     |               |              |                 |           |                       |            |        |        |                      |   |   |    |  |

Special Instructions:

\* Inorganic Metals Include: Sb, As, Ba, Be, Cd, Cr, Hg, Ni, Se, Na, Tl

**Sample Custody must be documented below each time samples change possession, including courier delivery.**

|   |                                 |                                     |                                 |                                     |                                   |
|---|---------------------------------|-------------------------------------|---------------------------------|-------------------------------------|-----------------------------------|
| Relinquished by Sampler: <b>[Signature]</b> | Date/Time: <b>9/20/19 07:30</b> | Received By: <b>[Signature]</b>     | Date/Time: <b>9/20/19 07:30</b> | Relinquished By: <b>[Signature]</b> | Date/Time: <b>9/20/19 9:05 AM</b> |
| Received By: <b>[Signature]</b>             | Date/Time: <b>9/20/19 9:05</b>  | Relinquished By: <b>[Signature]</b> | Date/Time: _____                | Received By: _____                  | Date/Time: _____                  |

Custody Seal # \_\_\_\_\_ Intact  Not Intact  Absent  Preserved where applicable:  Cooler Temp. (°C): **3.3** Therm. ID: **7050** On Ice:

<http://www.sgs.com/terms-and-conditions>

FHS&MPL02800.FORM/Model B/Rev. 01/00/CC: Rev. 04/04/18

5.1  
 5

78=02  
 9/20/19  
 [Signature]

# SGS Sample Receipt Summary

**Job Number:** DA20418

**Client:** GRANDWOOD ENTERPRISES

**Project:** El Paso County Water Quality Testing

**Date / Time Received:** 9/20/2019 9:05:00 AM

**Delivery Method:**

**Airbill #'s:** HD

**Cooler Temps (Initial/Adjusted):** #1: (3.3/3.3);

**Cooler Security**

Y or N

Y or N

- |                           |                                     |                          |                       |                                     |                          |
|---------------------------|-------------------------------------|--------------------------|-----------------------|-------------------------------------|--------------------------|
| 1. Custody Seals Present: | <input checked="" type="checkbox"/> | <input type="checkbox"/> | 3. COC Present:       | <input checked="" type="checkbox"/> | <input type="checkbox"/> |
| 2. Custody Seals Intact:  | <input checked="" type="checkbox"/> | <input type="checkbox"/> | 4. Smpl Dates/Time OK | <input checked="" type="checkbox"/> | <input type="checkbox"/> |

**Cooler Temperature**

Y or N

- |                              |                                     |                          |
|------------------------------|-------------------------------------|--------------------------|
| 1. Temp criteria achieved:   | <input checked="" type="checkbox"/> | <input type="checkbox"/> |
| 2. Cooler temp verification: | IR Gun                              |                          |
| 3. Cooler media:             | Ice (Bag)                           |                          |
| 4. No. Coolers               | 1                                   |                          |

**Quality Control Preservation**

Y

N

N/A

- |                                 |                                     |                          |                          |
|---------------------------------|-------------------------------------|--------------------------|--------------------------|
| 1. Trip Blank present / cooler: | <input checked="" type="checkbox"/> | <input type="checkbox"/> | <input type="checkbox"/> |
| 2. Trip Blank listed on COC:    | <input checked="" type="checkbox"/> | <input type="checkbox"/> | <input type="checkbox"/> |
| 3. Samples preserved properly:  | <input checked="" type="checkbox"/> | <input type="checkbox"/> | <input type="checkbox"/> |
| 4. VOCs headspace free:         | <input checked="" type="checkbox"/> | <input type="checkbox"/> | <input type="checkbox"/> |

**Sample Integrity - Documentation**

Y or N

- |  |                                     |                          |
|--|-------------------------------------|--------------------------|
| 1. Sample labels present on bottles:   | <input checked="" type="checkbox"/> | <input type="checkbox"/> |
| 2. Container labeling complete:        | <input checked="" type="checkbox"/> | <input type="checkbox"/> |
| 3. Sample container label / COC agree: | <input checked="" type="checkbox"/> | <input type="checkbox"/> |

**Sample Integrity - Condition**

Y or N

- |                                  |                                     |                          |
|----------------------------------|-------------------------------------|--------------------------|
| 1. Sample recvd within HT:       | <input checked="" type="checkbox"/> | <input type="checkbox"/> |
| 2. All containers accounted for: | <input checked="" type="checkbox"/> | <input type="checkbox"/> |
| 3. Condition of sample:          | Intact                              |                          |

**Sample Integrity - Instructions**

Y

N

N/A

- |   |                                     |                                     |                                     |
|---|-------------------------------------|-------------------------------------|-------------------------------------|
| 1. Analysis requested is clear:           | <input checked="" type="checkbox"/> | <input type="checkbox"/>            | <input type="checkbox"/>            |
| 2. Bottles received for unspecified tests | <input type="checkbox"/>            | <input checked="" type="checkbox"/> | <input type="checkbox"/>            |
| 3. Sufficient volume recvd for analysis:  | <input checked="" type="checkbox"/> | <input type="checkbox"/>            | <input type="checkbox"/>            |
| 4. Compositing instructions clear:        | <input type="checkbox"/>            | <input type="checkbox"/>            | <input checked="" type="checkbox"/> |
| 5. Filtering instructions clear:          | <input type="checkbox"/>            | <input type="checkbox"/>            | <input checked="" type="checkbox"/> |

Comments 5 day TAT requested on DW samples. PM to check with lab to see what TAT is possible. Metals not list on COC.

5.1  
5

**DA20418: Chain of Custody**

Page 2 of 3

## Sample Receipt Summary - Problem Resolution

**Job Number:** DA20418

**Initiator:** jd

**CSR:** Lizz Sutcliffe

**Response Date:** 9/20/2019

**Response:** Standard TAT logged per emails with client. Metals logged per bottle order and document with El Paso County Dept of Health and Environment's water quality testing requirements (received from Dave Jones): Total Metals by EPA 200.8: Sb, As, Ba, Be, Cd, Cr, Se, Tl, Al, Fe, Mn, Ag, Zn; EPA 245.1: Hg.

**DA20418: Chain of Custody**

**Page 3 of 3**

The results set forth herein are provided by SGS North America Inc.

*e-Hardcopy 2.0*  
*Automated Report*

### Technical Report for

Grandwood Enterprises

El Paso County Water Quality Testing

SGS Job Number: DA20418X

Sampling Date: 09/19/19

Report to:

Grandwood Enterprises  
270 Lodgepole Way  
Monument, CO 80132  
herebic5@msn.com

ATTN: Bill Herebic

Total number of pages in report: **13**



Test results contained within this data package meet the requirements of the National Environmental Laboratory Accreditation Program and/or state specific certification programs as applicable.

A handwritten signature in black ink, appearing to read "Scott Heideman".

Scott Heideman  
Laboratory Director

Client Service contact: Elizabeth Sutcliffe 303-425-6021

Certifications: CO (CO00049), NE (NE-OS-06-04), ND (R-027), UT (NELAP CO00049)  
LA (LA150028), TX (T104704511), WY (8TMS-L)

This report shall not be reproduced, except in its entirety, without the written approval of SGS.  
Test results relate only to samples analyzed.

# Table of Contents

-1-

|  |           |
|--|-----------|
| <b>Section 1: Sample Summary</b> .....       | <b>3</b>  |
| <b>Section 2: Subcontract Lab Data</b> ..... | <b>4</b>  |
| <b>Section 3: Misc. Forms</b> .....          | <b>10</b> |
| <b>3.1: Chain of Custody</b> .....           | <b>11</b> |



## Sample Summary

Grandwood Enterprises

**Job No:** DA20418X

El Paso County Water Quality Testing

| Sample Number | Collected |          | Matrix   |      |                | Client Sample ID                         |
|---------------|-----------|----------|----------|------|----------------|--|
|               | Date      | Time By  | Received | Code | Type           |  |
| DA20418-1X    | 09/19/19  | 21:30 BH | 09/20/19 | DW   | Drinking Water | 17695 MINGLEWOOD TRAIL,<br>MON, CO 80132 |



Subcontract Lab Data

---

Report of Analysis

---



Hazen Research, Inc.  
4601 Indiana Street  
Golden, CO 80403 USA  
Tel: (303) 279-4501  
Fax: (303) 278-1528

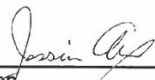
Lab Control ID: 19M02883  
Received: Sep 23, 2019  
Reported: Oct 11, 2019  
Purchase Order No.  
DA20418X

Customer ID: 00151Z  
Account ID: Z05205

Scott Heideman  
SGS North America  
4036 Youngfield Street  
Wheat Ridge, CO 80033-3862

# ANALYTICAL REPORT

*Report may only be copied in its entirety.  
Results reported herein relate only to discrete samples  
submitted by the client. Hazen Research, Inc. does not warrant  
that the results are representative of anything other than the  
samples that were received in the laboratory*

By:   
\_\_\_\_\_  
Jessica Axer  
Analytical Laboratories Director

Customer ID: 00151Z  
 Account ID: Z05205  
**ANALYTICAL REPORT**

Scott Heideman  
 SGS North America

|                           |              |             |                                  |                   |                  |               |                    |                |
|---------------------------|--------------|-------------|----------------------------------|-------------------|------------------|---------------|--------------------|----------------|
| <b>Lab Sample ID</b>      |              |             | 19M02883-001                     |                   |                  |               |                    |                |
| <b>Customer Sample ID</b> |              |             | DA20418-1X                       |                   |                  |               |                    |                |
|                           |              |             | sampled on 09/19/19 @ 2130 by BH |                   |                  |               |                    |                |
| <b>Parameter</b>          | <b>Units</b> | <b>Code</b> | <b>Result</b>                    | <b>Precision*</b> | <b>Detection</b> | <b>Method</b> | <b>Analysis</b>    | <b>Analyst</b> |
|                           |              |             |                                  | <b>+/-</b>        | <b>Limit</b>     |               | <b>Date / Time</b> |                |
| Gross Alpha               | pCi/L        | T           | 3.4                              | 1.7               | 0.1              | SM 7110 B     | 10/8/19 @ 0836     | SS             |
| Gross Beta                | pCi/L        | T           | 4.6                              | 2.5               | 4.0              | SM 7110 B     | 10/8/19 @ 0836     | SS             |
| Total Solids              | mg/L         | T           | 118                              | -                 | 10               | EPA 160.3     | 9/24/19            | TL             |

Certification ID's: CO/EPA CO00008; CT PH-0152; KS E-10265; NJ CO008; NYSELAP (NELAC Certified) 11417; RI LAO00284; WI 998376610, TX T104704256-15-6

\*Variability of the radioactive decay process (counting error) at the 95% confidence level, 1.96 sigma.

Codes: (T) = Total (D) = Dissolved (S) = Suspended (R) = Total Residual (AR) = As Received < = Less Than

**Batch QC Summary Form**

Analyte: Gross Alpha

Control Standard/LFB: ID: C-11 pCi/mL: 57.4 (use 1 diluted)

Spike Solution: ID: C-11 pCi/mL: 57.4 (use 1 mL)

Spike Recovery Calculation: Sample: Tap\*

$$\text{Calculation: } \frac{(54.9) (1.000) - (0.0) (0.200)}{57.4} \times 100 = 96\%$$

Batch QC Evaluation:

| Parameter        | Criteria                        | Pass | Fail | N/A |
|------------------|---------------------------------|------|------|-----|
| Control Std./LFB | +/- 30 %                        | X    |      |     |
| Spike Recovery   | 70 - 130 %                      | x    |      |     |
| Blank            | < or = 3 x Uncertainty          | X    |      |     |
| Duplicate 1      | 95% confidence interval overlap | X    |      |     |
| Duplicate 2 *    | 95% confidence interval overlap |      |      | X   |

\* Required for batch size greater than 10 samples.

Conclusions:

    X Batch QC Passes\*\*  
       Batch QC Fails  
       Batch QC Passes, with exceptions\*\*:


Reruns Required: \_\_\_\_\_

Narrative:

\*\*All QC data provided in this section of the report met the acceptance criteria specified in the analytical methods and procedures. State Maximum Contamination Levels (MCLs) are not evaluated in this report.

Batch Listing by Lab Control Number:

19M02976 \_\_\_\_\_  
 19M03016 \_\_\_\_\_  
 19M02966 \_\_\_\_\_  
 19M02534 \_\_\_\_\_  
 19M02874 \_\_\_\_\_  
 19M02881 \_\_\_\_\_  
 19M02883 \_\_\_\_\_  
 19M02884 \_\_\_\_\_  
 \_\_\_\_\_  
 \_\_\_\_\_

Evaluator:  
 \_\_\_\_\_

10/09/2019  
 \_\_\_\_\_  
 Date

**Batch QC Summary Form**

Analyte: Gross Beta

Control Standard/LFB: ID: C-11 pCi/mL: 44 (use 1 diluted)

Spike Solution: ID: C-11 pCi/mL: 44 (use 1 mL)

Spike Recovery Calculation: Sample: Tap\*

$$\text{Calculation: } \frac{(36.8) (1.000) - (0.8) (0.200)}{44} \times 100 = 83\%$$

Batch QC Evaluation:

| Parameter        | Criteria                        | Pass | Fail | N/A |
|------------------|---------------------------------|------|------|-----|
| Control Std./LFB | +/- 20 %                        | X    |      |     |
| Spike Recovery   | 80 - 120 %                      | x    |      |     |
| Blank            | < or = 3 x Uncertainty          | X    |      |     |
| Duplicate 1      | 95% confidence interval overlap | X    |      |     |
| Duplicate 2 *    | 95% confidence interval overlap |      |      | X   |

\* Required for batch size greater than 10 samples.

Conclusions:

    X Batch QC Passes\*\*  
       Batch QC Fails  
       Batch QC Passes, with exceptions\*\*:

Reruns Required: \_\_\_\_\_

Narrative:

\*\*All QC data provided in this section of the report met the acceptance criteria specified in the analytical methods and procedures. State Maximum Contamination Levels (MCLs) are not evaluated in this report.

Batch Listing by Lab Control Number:

19M02976 \_\_\_\_\_  
 19M03016 \_\_\_\_\_  
 19M02966 \_\_\_\_\_  
 19M02534 \_\_\_\_\_  
 19M02874 \_\_\_\_\_  
 19M02881 \_\_\_\_\_  
 19M02883 \_\_\_\_\_  
 19M02884 \_\_\_\_\_  
 \_\_\_\_\_  
 \_\_\_\_\_

Evaluator:  
 \_\_\_\_\_

10/09/2019  
 \_\_\_\_\_  
 Date



**CHAIN OF CUSTODY**  
 SGS North America Inc. - Wheat Ridge  
 4036 Youngfield Street, Wheat Ridge, CO 80033  
 TEL: 303-425-6021 FAX: 303-425-6854  
 www.sgs.com/chainofcustody

197002883

|  |  |   |  |
|--|--|---|--|
| <b>Client / Reporting Information</b><br>Company Name: <b>SGS North America Inc.</b><br>Street Address: <b>4036 Youngfield Street</b><br>City: <b>Wheat Ridge, CO</b> State: <b>80033</b><br>Project Contact: <b>terri.mcnulty@sgs.com</b><br>Phone #: <b>303-425-6021</b><br>Sample(s) Name(s): <b>BH</b>             |  | <b>Project Information</b><br>Project Name: <b>DA20418X</b><br>Bottle Order Control #: <b>DA20418X</b><br>SSS Job #: <b>DA20418X</b>  |  |
| <b>Send Report and Invoice to:</b><br>Elizabeth.Sutcliffe@sgs.com; Carissa.Cumine@sgs.com;<br>Janel.Mulholland@sgs.com; Elizabeth.Bolstad@sgs.com;<br>Scott.Heideman@sgs.com; Larisa.Dimarco@sgs.com   |  | <b>Requested Analysis (see TEST CODE sheet)</b><br>Matrix Codes:<br>DW - Drinking Water<br>GW - Ground Water<br>WW - Water<br>SW - Surface Water<br>SO - Soil<br>SE - Sediment<br>LIQ - Other Liquid<br>AIR - Air<br>SOL - Other Solid<br>WP - Wipe<br>FB - Field Blank<br>EB - Equipment Blank<br>RD - Rise Blank<br>TB - Trip Blank   |  |
| <b>Field ID / Point of Collection</b><br>Field ID: <b>DA20418-1X</b>   |  | <b>Matrix</b><br>Matrix: <b>DW</b>  |  |
| <b>Collection</b><br>Date: <b>9/19/19</b> Time: <b>9:30:00 PM</b>  |  | <b>Number of Preserved Bottles</b><br>MECH: <input type="checkbox"/> ECHOPE: <input type="checkbox"/><br>MEOH: <input type="checkbox"/> DI Water: <input type="checkbox"/><br>NONE: <input type="checkbox"/> H2SO4: <input type="checkbox"/><br>HNO3: <input type="checkbox"/> H2O2: <input type="checkbox"/><br>H2O: <input type="checkbox"/>  |  |
| <b>Turnaround Time (Business days)</b><br>Standard 10 Day (business)<br>6 Business Days RUSH<br>3 Business Days RUSH<br>2 Business Days RUSH<br>1 Business Day EMERGENCY<br><input checked="" type="checkbox"/> other Standard Emergency & Rush T/A data available via Labtek. Approval needed for RUSH/EMERGENCY T/A. |  | <b>Data Deliverable Information</b><br>Commercial "A" (Level 1) <input type="checkbox"/> State Forms <input type="checkbox"/><br>Commercial "B" (Level 2) <input type="checkbox"/> EDD Format <input type="checkbox"/><br>REDT1 (Level 3) <input type="checkbox"/> Other <input type="checkbox"/><br>FULLT (Level 4) <input type="checkbox"/><br>Commercial "C" <input type="checkbox"/> CC <input type="checkbox"/><br>Commercial "AX" = Results Only<br>Commercial "B" = Results - OC Summary<br>Commercial "C" = Results - OC Summary + ParishRaw data<br>Commercial "CX" = Results - OC Summary + ParishRaw data + Raw Data |  |
| <b>Approved By (SGS PM):</b> <b>Dmc</b><br>Date Time: <b>9-23-19 11:19</b>   |  | <b>Comments / Special Instructions</b><br><b>Bottles have 2000</b>  |  |
| <b>Requisitioned by Sampler:</b><br>Date Time: <b>9-23-19 11:19</b>  |  | <b>Received By:</b> <b>2</b><br>Date Time:  |  |
| <b>Requisitioned by Sampler:</b><br>Date Time:   |  | <b>Received By:</b> <b>4</b><br>Date Time:  |  |
| <b>Requisitioned by:</b> <b>5</b><br>Date Time:  |  | <b>Received By:</b> <b>4</b><br>Date Time:  |  |
| <b>Therm. ID:</b>  |  | <b>Therm. ID:</b>   |  |



## Misc. Forms

---

### Custody Documents and Other Forms

---

Includes the following where applicable:

- Chain of Custody





# SGS Sample Receipt Summary

**Job Number:** DA20418

**Client:** GRANDWOOD ENTERPRISES

**Project:** El Paso County Water Quality Testing

**Date / Time Received:** 9/20/2019 9:05:00 AM

**Delivery Method:**

**Airbill #'s:** HD

**Cooler Temps (Initial/Adjusted):** #1: (3.3/3.3);

**Cooler Security**

Y or N

Y or N

- |                           |                                     |                          |                       |                                     |                          |
|---------------------------|-------------------------------------|--------------------------|-----------------------|-------------------------------------|--------------------------|
| 1. Custody Seals Present: | <input checked="" type="checkbox"/> | <input type="checkbox"/> | 3. COC Present:       | <input checked="" type="checkbox"/> | <input type="checkbox"/> |
| 2. Custody Seals Intact:  | <input checked="" type="checkbox"/> | <input type="checkbox"/> | 4. Smpl Dates/Time OK | <input checked="" type="checkbox"/> | <input type="checkbox"/> |

**Cooler Temperature**

Y or N

- |                              |                                     |                          |
|------------------------------|-------------------------------------|--------------------------|
| 1. Temp criteria achieved:   | <input checked="" type="checkbox"/> | <input type="checkbox"/> |
| 2. Cooler temp verification: | IR Gun                              |                          |
| 3. Cooler media:             | Ice (Bag)                           |                          |
| 4. No. Coolers               | 1                                   |                          |

**Quality Control Preservation**

Y

N

N/A

- |                                 |                                     |                          |                          |
|---------------------------------|-------------------------------------|--------------------------|--------------------------|
| 1. Trip Blank present / cooler: | <input checked="" type="checkbox"/> | <input type="checkbox"/> | <input type="checkbox"/> |
| 2. Trip Blank listed on COC:    | <input checked="" type="checkbox"/> | <input type="checkbox"/> | <input type="checkbox"/> |
| 3. Samples preserved properly:  | <input checked="" type="checkbox"/> | <input type="checkbox"/> | <input type="checkbox"/> |
| 4. VOCs headspace free:         | <input checked="" type="checkbox"/> | <input type="checkbox"/> | <input type="checkbox"/> |

**Sample Integrity - Documentation**

Y or N

- |  |                                     |                          |
|--|-------------------------------------|--------------------------|
| 1. Sample labels present on bottles:   | <input checked="" type="checkbox"/> | <input type="checkbox"/> |
| 2. Container labeling complete:        | <input checked="" type="checkbox"/> | <input type="checkbox"/> |
| 3. Sample container label / COC agree: | <input checked="" type="checkbox"/> | <input type="checkbox"/> |

**Sample Integrity - Condition**

Y or N

- |                                  |                                     |                          |
|----------------------------------|-------------------------------------|--------------------------|
| 1. Sample recvd within HT:       | <input checked="" type="checkbox"/> | <input type="checkbox"/> |
| 2. All containers accounted for: | <input checked="" type="checkbox"/> | <input type="checkbox"/> |
| 3. Condition of sample:          | Intact                              |                          |

**Sample Integrity - Instructions**

Y

N

N/A

- |   |                                     |                                     |                                     |
|---|-------------------------------------|-------------------------------------|-------------------------------------|
| 1. Analysis requested is clear:           | <input checked="" type="checkbox"/> | <input type="checkbox"/>            | <input type="checkbox"/>            |
| 2. Bottles received for unspecified tests | <input type="checkbox"/>            | <input checked="" type="checkbox"/> | <input type="checkbox"/>            |
| 3. Sufficient volume recvd for analysis:  | <input checked="" type="checkbox"/> | <input type="checkbox"/>            | <input type="checkbox"/>            |
| 4. Compositing instructions clear:        | <input type="checkbox"/>            | <input type="checkbox"/>            | <input checked="" type="checkbox"/> |
| 5. Filtering instructions clear:          | <input type="checkbox"/>            | <input type="checkbox"/>            | <input checked="" type="checkbox"/> |

Comments 5 day TAT requested on DW samples. PM to check with lab to see what TAT is possible. Metals not list on COC.

**DA20418X: Chain of Custody**

Page 2 of 3

## Sample Receipt Summary - Problem Resolution

**Job Number:** DA20418

**Initiator:** jd

**CSR:** Lizz Sutcliffe

**Response Date:** 9/20/2019

**Response:** Standard TAT logged per emails with client. Metals logged per bottle order and document with El Paso County Dept of Health and Environment's water quality testing requirements (received from Dave Jones): Total Metals by EPA 200.8: Sb, As, Ba, Be, Cd, Cr, Se, Tl, Al, Fe, Mn, Ag, Zn; EPA 245.1: Hg.

**DA20418X: Chain of Custody**  
**Page 3 of 3**

# Water Quality Report\_v1.pdf Markup Summary

---

Cloud+ (1)

---



**Subject:** Cloud+  
**Page Label:** 1  
**Author:** John Green  
**Date:** 11/18/2020 2:28:41 PM  
**Status:**  
**Color:** ■  
**Layer:**  
**Space:**

Provide summary of recommendations from report indicating whether standards have been met for water quality