




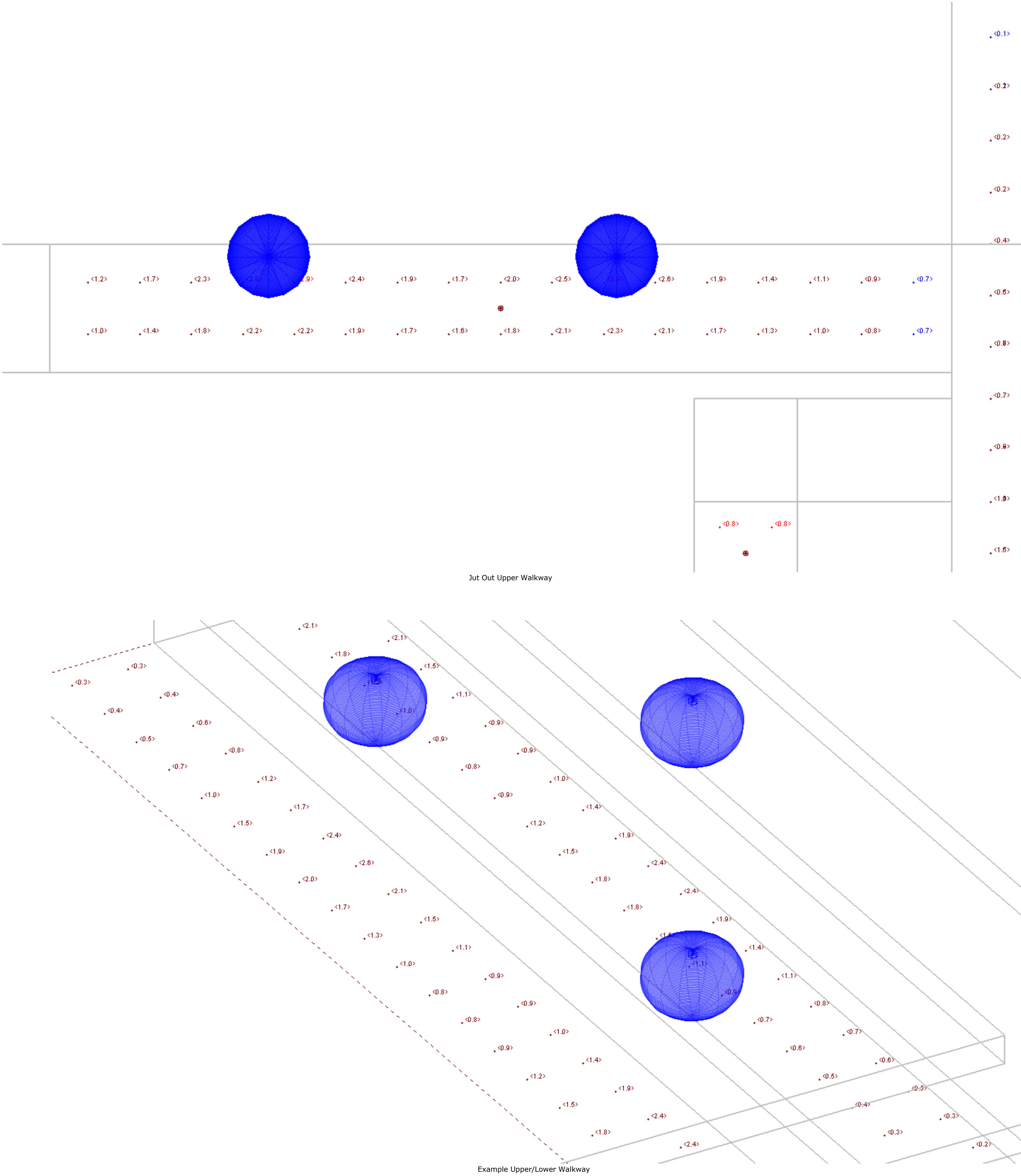
Site View

Statistics						
Description	Symbol	Avg	Max	Min	Max/Min	Avg/Min
End Stair Landing	+	0.2 fc	0.2 fc	0.2 fc	1.0:1	1.0:1
Inner Stair Landing	+	0.8 fc	0.8 fc	0.7 fc	1.1:1	1.1:1
Jut-Out Walkway	+	1.8 fc	2.9 fc	0.7 fc	4.1:1	2.6:1
Lower Walkway	+	1.0 fc	2.7 fc	0.1 fc	27.0:1	10.0:1
Site Calc Zone	+	0.2 fc	2.4 fc	0.0 fc	N/A	N/A
Upper Walkway	+	1.0 fc	2.8 fc	0.1 fc	28.0:1	10.0:1

Schedule																	
Symbol	Label	Image	Quantity	Manufacturer	Catalog Number	Description	Lamp	Number Lamps	Filename	Lumens Per Lamp	Lumen Multiplier	Light Loss Factor	Wattage	Efficiency	Distribution	Plot	Notes
	A		20	Cree Inc	A19-60W-P1-27K-E26-U1	60 Watt Equivalent, A19 Screw Base Lamp, with white opaque dome lens covering LED array, 2700K CCT	SSC base up Serial Number:PL13056-001	1	A19-60W-P1-xxK-E26-U1_PL13056-001A IES File.ies	879	1	0.7	9.5	100%			



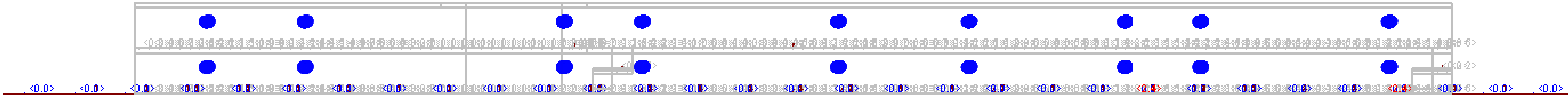
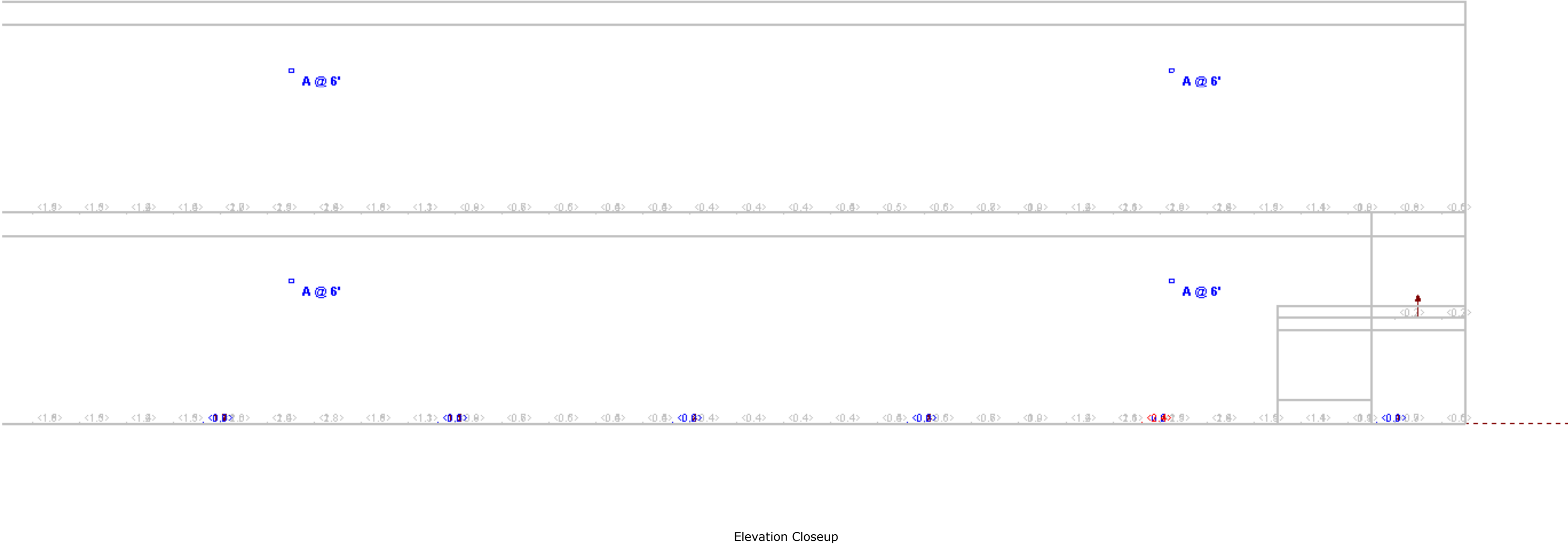
Iso View





Luminaire Locations

No.	Label	Location				Aim				
		X	Y	Z	MH	Orientation	Tilt	X	Y	Z
1	A	222.50	352.00	6.00	6.00	0.00	0.00	222.50	352.00	0.00
2	A	222.50	371.50	6.00	6.00	0.00	0.00	222.50	371.50	0.00
3	A	222.50	285.00	6.00	6.00	0.00	0.00	222.50	285.00	0.00
4	A	191.50	300.50	6.00	6.00	0.00	0.00	191.50	300.50	0.00
5	A	205.00	300.50	6.00	6.00	0.00	0.00	205.00	300.50	0.00
6	A	222.50	136.50	6.00	6.00	0.00	0.00	222.50	136.50	0.00
7	A	222.50	174.00	6.00	6.00	0.00	0.00	222.50	174.00	0.00
8	A	222.50	189.00	6.00	6.00	0.00	0.00	222.50	189.00	0.00
9	A	222.50	246.00	6.00	6.00	0.00	0.00	222.50	246.00	0.00
10	A	222.50	220.00	6.00	6.00	0.00	0.00	222.50	220.00	0.00
11	A	222.50	352.00	15.00	6.00	0.00	0.00	222.50	352.00	9.00
12	A	222.50	371.50	15.00	6.00	0.00	0.00	222.50	371.50	9.00
13	A	222.50	285.00	15.00	6.00	0.00	0.00	222.50	285.00	9.00
14	A	191.50	300.50	15.00	6.00	0.00	0.00	191.50	300.50	9.00
15	A	205.00	300.50	15.00	6.00	0.00	0.00	205.00	300.50	9.00
16	A	222.50	136.50	15.00	6.00	0.00	0.00	222.50	136.50	9.00
17	A	222.50	174.00	15.00	6.00	0.00	0.00	222.50	174.00	9.00
18	A	222.50	189.00	15.00	6.00	0.00	0.00	222.50	189.00	9.00
19	A	222.50	246.00	15.00	6.00	0.00	0.00	222.50	246.00	9.00
20	A	222.50	220.00	15.00	6.00	0.00	0.00	222.50	220.00	9.00



Note

1. Mounting height of A-lamp jelly jars assumed and calculated at 6' AFF on both floors.
2. Z heights at table above.
- 3.