

2015 Financial Assurance
Estimate Form (with pre-plot construction)

4/4/2018

Project Information	
Springs at Waterview	4/4/2018
Project Name	Date

Section 1 - Grading and Erosion Control BMPs	Quantity	Units	Price		% Complete	Remaining
Earthwork*	35,000.00	CY @	\$ 55	= \$	175,000.00	\$ 175,000.00 *
Permanent Seeding* (inc. noxious weed mgmnt.)	8.00	AC @	\$ 582	= \$	4,656.00	\$ 4,656.00 *
Mulching*	8.00	AC @	\$ 507	= \$	4,056.00	\$ 4,056.00 *
Permanent Erosion Control Blanket*		SY @	\$ 6	= \$		\$ - *
Temporary Erosion Control Blanket		SY @	\$ 3	= \$		\$ -
Vehicle Tracking Control	2.00	EA @	\$ 1,625	= \$	3,250.00	\$ 3,250.00
Safety Fence		LF @	\$ 3	= \$		\$ -
Silt Fence	2,800.00	LF @	\$ 4	= \$	11,200.00	\$ 11,200.00
Temporary Seeding		AC @	\$ 485	= \$		\$ -
Temporary Mulch		AC @	\$ 507	= \$		\$ -
Erosion Bales	80.00	EA @	\$ 21	= \$	1,680.00	\$ 1,680.00
Erosion Logs	275.00	LF @	\$ 6	= \$	1,650.00	\$ 1,650.00
Rock Ditch Checks		EA @	\$	= \$		\$ -
Inlet Protection	2.00	EA @	\$ 153	= \$	306.00	\$ 306.00
Sediment Basin	1.00	EA @	\$ 1,625	= \$	1,625.00	\$ 1,625.00
Concrete Washout Basin		EA @	\$ 776	= \$		\$ -
		@	\$	= \$		\$ -
* Subject to defect warranty financial assurance. DO NOT ENTER MORE THAN 80% COMPLETE. A minimum of 20% to be retained up to final acceptance process.						
Section 1 Subtotal				= \$	203,423.00	\$ 203,423.00


Section 2 - Public Improvements**	Quantity	Units	Price		% Complete	Remaining
- Roadway Improvements						
Construction Traffic Control		LS @	\$	= \$		\$ - *
Aggregate Base Course	3,103.00	Tons @	\$ 18	= \$	55,854.00	\$ 55,854.00 *
Asphalt Pavement	1,764.00	Tons @	\$ 65	= \$	114,660.00	\$ 114,660.00 *
Concrete Sidewalk	1,100.00	SY @	\$ 38	= \$	41,800.00	\$ 41,800.00 *
Raised Median, Paved		SF @	\$ 7	= \$		\$ - *
Electrical Conduit, Size =		LF @	\$ 14	= \$		\$ - *
Traffic Signal, complete intersection		EA @	\$ 250,000	= \$		\$ - *
Regulatory Sign	7.00	EA @	\$ 100	= \$	700.00	\$ 700.00 *
Advisory Sign		EA @	\$ 100	= \$		\$ - *
Guide/Street Name Sign	5.00	EA @	\$	= \$		\$ - *
Epoxy Pavement Marking		SF @	\$ 12	= \$		\$ - *
Thermoplastic Pavement Marking		SF @	\$ 22	= \$		\$ - *
Barricade - Type 3		EA @	\$ 115	= \$		\$ - *
Delineator (Type I)		EA @	\$ 21	= \$		\$ - *
Curb and Gutter, Type C (Ramp)	4,500.00	LF @	\$ 21	= \$	94,500.00	\$ 94,500.00 *
Curb and Gutter, Type A (6" Vertical)	750.00	LF @	\$ 16	= \$	12,000.00	\$ 12,000.00 *
Curb and Gutter, Type B (Median)		LF @	\$ 13	= \$		\$ - *
Pedestrian Ramp	105.00	SY @	\$ 108	= \$	11,340.00	\$ 11,340.00 *
Cross Pan	96.00	SY @	\$ 53	= \$	5,088.00	\$ 5,088.00 *
Curb Chase		EA @	\$ 1,300	= \$		\$ - *
Guardrail Type 3 (W-Beam)		LF @	\$ 18	= \$		\$ - *
Guardrail Type 7 (Concrete)		LF @	\$ 67	= \$		\$ - *
Guardrail End Anchorage		EA @	\$ 1,978	= \$		\$ - *
Guardrail Impact Attenuator		EA @	\$ 3,564	= \$		\$ - *
Sound Barrier Fence		LF @	\$ 100	= \$		\$ - *


Section 3 - Common Development Improvements (Private or District)***	Quantity	Units	Price		% Complete	Remaining
- Roadway Improvements						
(Include any applicable items from above Public Improvements list, that are to be private and NOT maintained by El Paso County)		@	\$	=	\$	\$ -
		@	\$	=	\$	\$ -
		@	\$	=	\$	\$ -
		@	\$	=	\$	\$ -
		@	\$	=	\$	\$ -
- Storm Drain Improvements						
(Include any applicable items from above Public Improvements list, that are to be private and NOT maintained by El Paso County)		@	\$	=	\$	\$ -
		@	\$	=	\$	\$ -
		@	\$	=	\$	\$ -
		@	\$	=	\$	\$ -
		@	\$	=	\$	\$ -
		@	\$	=	\$	\$ -
- Water System Improvements						
Water Main Pipe (PVC), Size 8"	2,622.00	LF	@ \$ \$94	=	\$ 246,468.00	\$ 246,468.00
Water Main Pipe (Ductile Iron), Size 8"		LF	@ \$ \$137	=	\$	\$ -
Gate Valves, 8"	17.00	EA	@ \$ \$1,852	=	\$ 31,484.00	\$ 31,484.00
Fire Hydrant Assembly w/ all valves	6.00	EA	@ \$ \$6,430	=	\$ 38,580.00	\$ 38,580.00
Water Service Line Installation, including tap and valves	85.00	EA	@ \$ \$1,253	=	\$ 106,505.00	\$ 106,505.00
Fire Cistem Installation, complete		EA	@ \$	=	\$	\$ -
- Sanitary Sewer Improvements						
Sewer Main Pipe (PVC), Size 8"	2,397.00	LF	@ \$ \$94	=	\$ 225,318.00	\$ 225,318.00
Sanitary Sewer Manhole, Depth < 15 feet	13.00	EA	@ \$ \$4,575	=	\$ 59,475.00	\$ 59,475.00
Sanitary Service Line Installation, complete	85.00	EA	@ \$ \$1,516	=	\$ 128,860.00	\$ 128,860.00
Sanitary Sewer Lift Station, complete		EA	@ \$	=	\$	\$ -
- Landscaping (If Applicable)						
(List landscaping line items and cost - usually only in case of subdivision specific condition of approval, or PUD)		EA	@ \$	=	\$	\$ -
		EA	@ \$	=	\$	\$ -
		EA	@ \$	=	\$	\$ -
		EA	@ \$	=	\$	\$ -
		EA	@ \$	=	\$	\$ -
***Items in this section are not subject to defect warranty financial assurance						
Section 3 Subtotal				=	\$ 836,690.00	836,690.00


Financial Assurance Totals		
As-built drawings - (FILL IN IF THERE ARE ANY PUBLICLY-MAINTAINED IMPROVEMENTS)		\$ 2,000
(Inc. survey to verify detention pond volumes.)		
Total Construction Financial Assurance		\$1,867,301.00
(Sum of all section subtotals)		
Total Remaining Construction Financial Assurance		1,867,301.00
(Sum of all section totals less credit for items complete)		
Total Defect Warranty Financial Assurance		\$201,780.00
(20% of all items identified as public improvements(*). To be collateralized at time of preliminary acceptance)		

Approvals


I hereby certify that this is an accurate and complete estimate of costs for the work as shown on the approved Construction Drawings associated with the Project.


12/11/18
 Engineer Date




12/12/18
 Approved by Owner / Applicant Date

Approved

By: Elizabeth NijKamp 

Date: 12/17/2018

El Paso County Planning & Community Development

Approved by El Paso County Engineer / ECM Administrator Date