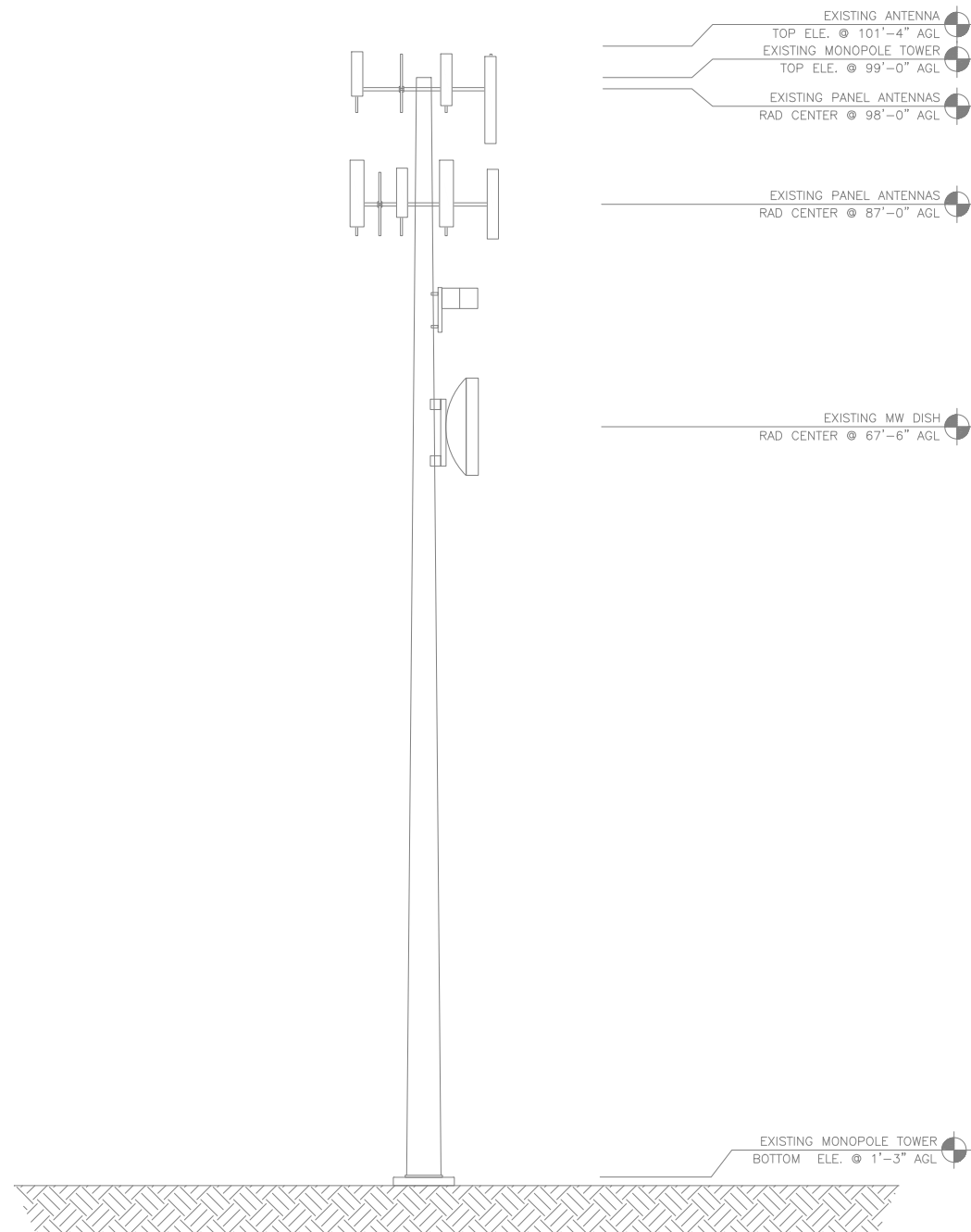
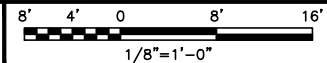


NOTES

1. CONTRACTOR SHALL FIELD VERIFY ALL DIMENSIONS.
2. ANTENNA SPECIFICATIONS REFER TO ANTENNA SCHEDULE AND TO FINAL CONSTRUCTION RFDS FOR ALL RF DETAILS.



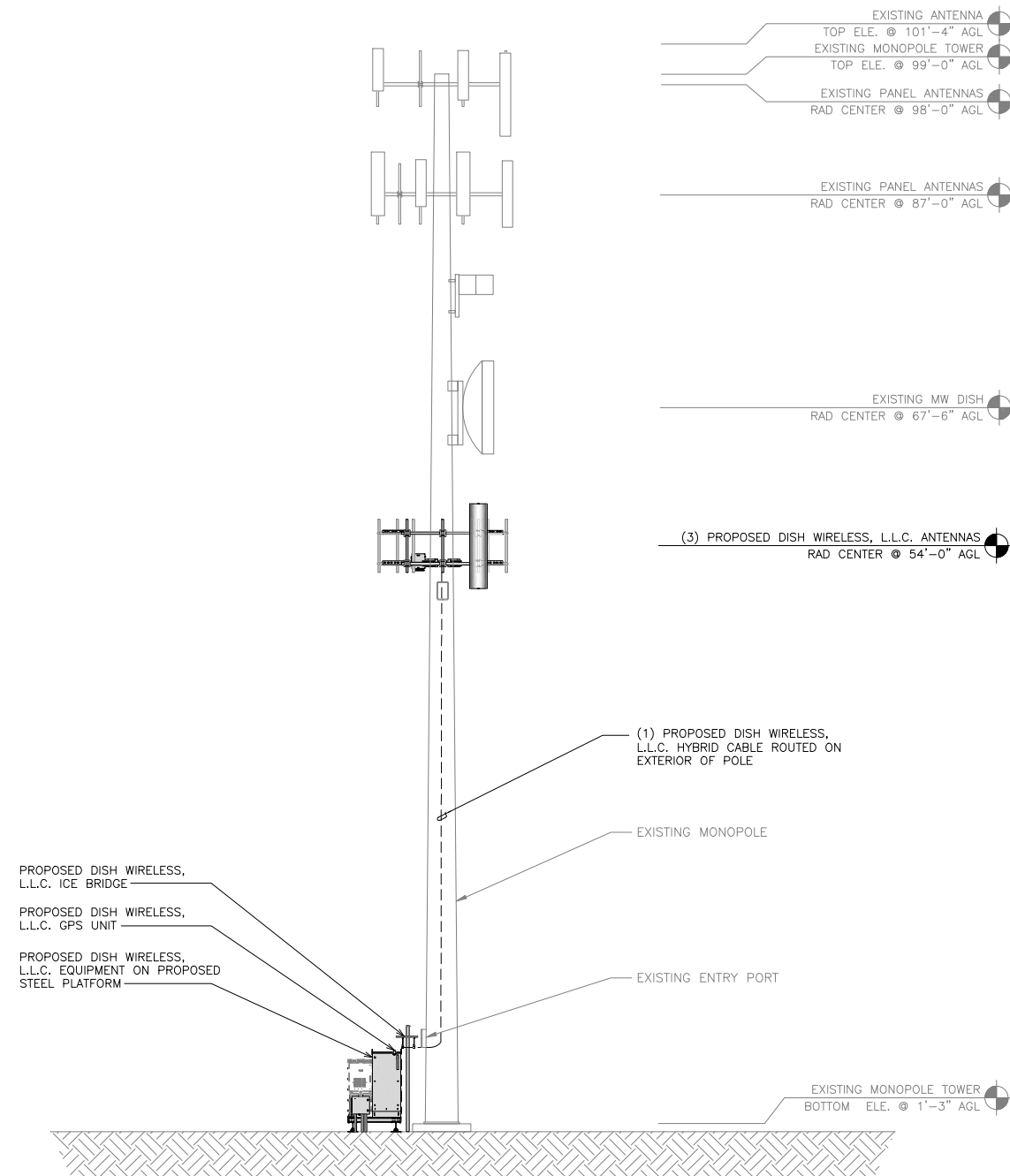
EXISTING EAST ELEVATION



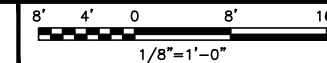
1

NOTES

1. CONTRACTOR SHALL FIELD VERIFY ALL DIMENSIONS.
2. ANTENNA AND MW DISH SPECIFICATIONS REFER TO ANTENNA SCHEDULE AND TO FINAL CONSTRUCTION RFDS FOR ALL RF DETAILS
3. NO PORTHOLES AVAILABLE AT DISH EQUIPMENT LEVEL
4. CONTRACTOR TO VERIFY UTILIZATION OF EXISTING CABLE CLIPS FOR EXTERIOR CABLE RUN



PROPOSED EAST ELEVATION



2



5701 SOUTH SANTA FE DRIVE
LITTLETON, CO 80120



TOWER ENGINEERING PROFESSIONALS
326 TRYON RD. RALEIGH, NC
27603 OFFICE: (919) 661-6351



September 1, 2021

IT IS A VIOLATION OF LAW FOR ANY PERSON, UNLESS THEY ARE ACTING UNDER THE DIRECTION OF A LICENSED PROFESSIONAL ENGINEER, TO ALTER THIS DOCUMENT.

DRAWN BY:	CHECKED BY:	APPROVED BY:
ODS	JFJ	BAP

RFDS REV #: TBD

CONSTRUCTION DOCUMENTS

SUBMITTALS		
REV	DATE	DESCRIPTION
A	04-28-21	PRELIMINARY
0	09-01-21	CONSTRUCTION

A&E PROJECT NUMBER
231066.268035

DISH WIRELESS, L.L.C.
PROJECT INFORMATION
DNDEN00248A
CO-CCI-T-856487
12845 JUDGE ORR ROAD
PEYTON, CO 80831

SHEET TITLE
TOWER ELEVATIONS

SHEET NUMBER
A-2.1