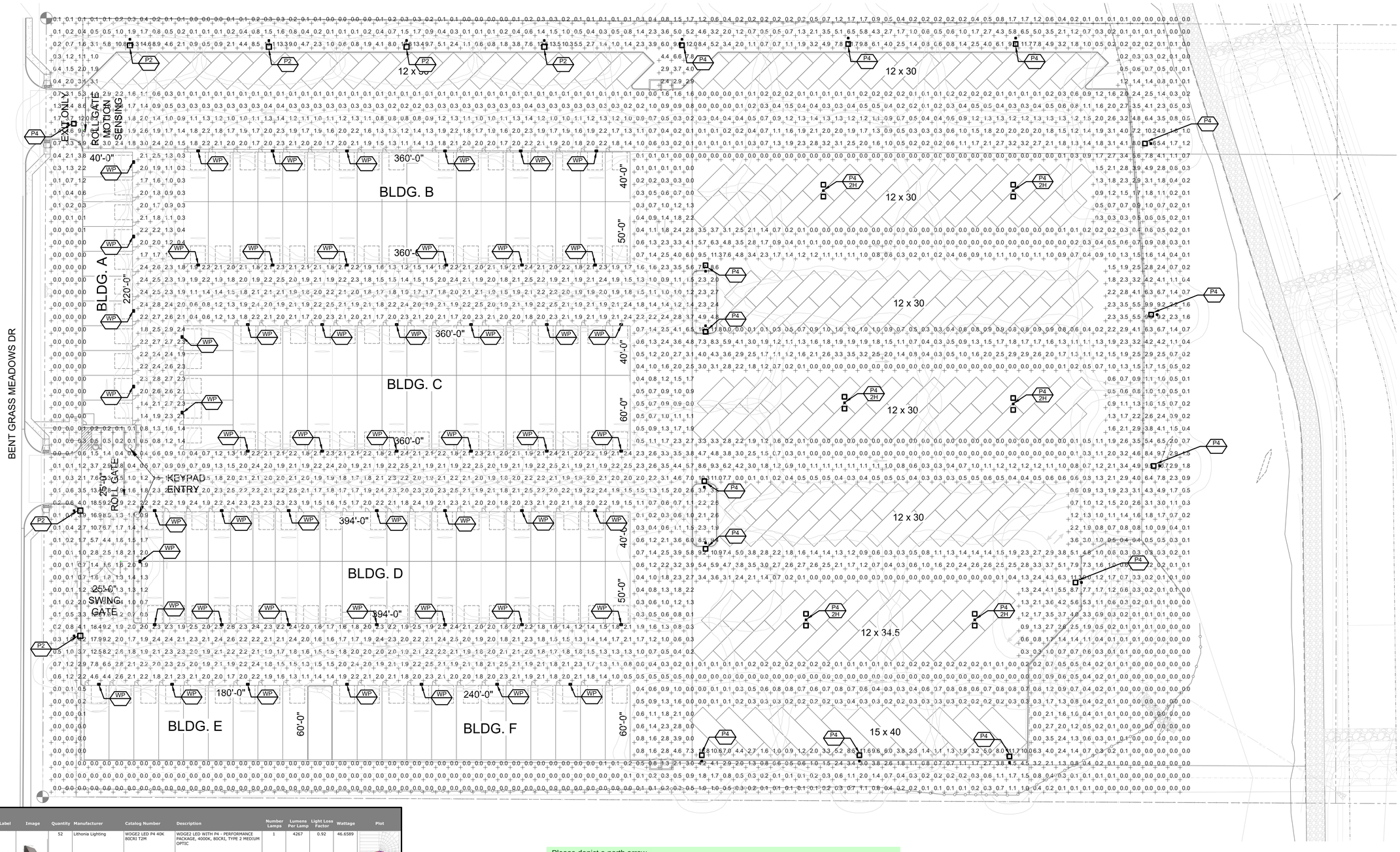

Schedule											
Symbol	Label	Image	Quantity	Manufacturer	Catalog Number	Description	Number Lamps	Lumens Per Lamp	Light Loss Factor	Wattage	Plot
	WP		52	Lithonia Lighting	WDGE2 LED P4 40K 80CRI T2M	WDGE2 LED WITH P4 - PERFORMANCE PACKAGE, 4000K, 80CRI, TYPE 2 MEDIUM OPTIC	1	4267	0.92	46.6589	Max: 3447cd
	P2		6	Lithonia Lighting	RSX2 LED P4 40K R2 HS	RSX LED Area Luminaire Size 2 P4 Lumen Package 4000K CCT Type R2 Distribution with HS shield	1	18970	0.92	189.54	Max: 15055cd
	P4		15	Lithonia Lighting	RSX2 LED P4 40K R4	RSX Area Fixture Size 2 P4 Lumen Package 4000K CCT Type R4 Distribution	1	25328	0.92	189.54	Max: 14938cd
	P4-2H		6	Lithonia Lighting	RSX2 LED P4 40K R4	RSX Area Fixture Size 2 P4 Lumen Package 4000K CCT Type R4 Distribution	1	25328	0.92	379.08	Max: 14938cd

-Please depict a north arrow
-Please depict a scale for this map
-Please provide a date for prep of plan
-Please provide a map key so that knowing where the easements are is clear to find and see
-Please depict the height of the lights on plan add code section "per section ...."

SITE PLAN PHOTOMETRICS
SCALE: NTS

Statistics

Description	Symbol	Avg	Max	Min	Max/Min	Avg/Min
Site	+	1.5 fc	18.5 fc	0.0 fc	N/A	N/A

51EC INC.
31 NORTH TEJON ST, SUITE 304
COLORADO SPRINGS, CO 80903
FIFTYONEEC.COM | 719.368.7394

THIS DOCUMENT AND ITS CONTENTS ARE THE WORK PRODUCT AND PROPERTY OF 51EC, INC., WHICH RETAINS ALL COMMON LAW, STATUTORY AND OTHER RESERVED RIGHTS, INCLUDING THE COPYRIGHT.

NEW BUILD
MANCAVE RV STORAGE
BENT GRASS MEADOWS DR.
PEYTON, CO 80831

REV	DESCRIPTION	DRAWN	CHECK	APPR	DATE

ISSUANCE:
ISSUED FOR REVIEW

CLIENT:
HAMMERS CONSTRUCTION
1411 WOOLSEY HEIGHTS
COLORADO SPRINGS, CO 80915

ARCHITECT:
HAMMERS CONSTRUCTION
1411 WOOLSEY HEIGHTS
COLORADO SPRINGS, CO 80915

PROJECT NO:
5151-20-01

TITLE:
SITE PLAN PHOTOMETRICS

SHEET NO:
E-L-001

WDGE2 LED
Architectural Wall Sconce Precision Refractive Optic

Buy American

Catalog Number	WDGE2 LED P4 40K 80CRI T2M
Notes	QTY: 52
Type	WP

Hit the tab key or mouse over the page to see all interactive elements.

Specifications

Depth (D1): 7"
Depth (D2): 1.5"
Height: 9"
Width: 11.5"
Weight: (without options) 13.5 lbs

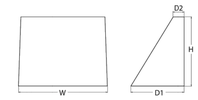

Introduction

The WDGE LED family is designed to meet specifier's every wall-mounted lighting need in a widely accepted shape that blends with any architecture. The clean rectilinear design comes in four sizes with lumen packages ranging from 1,200 to 25,000 lumens, providing a true site-wide solution. Embedded with nLight® AIR wireless controls, the WDGE family provides additional energy savings and code compliance.

WDGE2 with industry leading precision refractive optics provides great uniform distribution and optical control. When combined with multiple integrated emergency battery backup options, including an 18W cold temperature option, the WDGE2 becomes the ideal wall-mounted lighting solution for pedestrian scale applications in any environment.

WDGE LED Family Overview

Luminaire	Optics	Standard EM, 0°C	Cold EM, -20°C	Sensor	Approximate Lumens (40K0K, 80CRI) P0	P1	P2	P3	P4	P5	P6
WDGE1 LED	Visual Comfort	4W		--	750	1,200	2,000	--	--	--	--
WDGE2 LED	Visual Comfort	10W	18W	Standalone / nLight	--	1,200	2,000	3,000	4,500	6,000	--
WDGE2 LED	Precision Refractive	10W	18W	Standalone / nLight	700	1,200	2,000	3,200	4,200	--	--
WDGE3 LED	Precision Refractive	15W	18W	Standalone / nLight	--	7,500	8,500	10,000	12,000	--	--
WDGE4 LED	Precision Refractive			Standalone / nLight	--	12,000	16,000	18,000	20,000	22,000	25,000

Ordering Information

EXAMPLE: WDGE2 LED P3 40K 80CRI VF MVOLT SRM DDBXD

Series	Package	Color Temperature	CRI	Distribution	Voltage	Mounting
WDGE2 LED	P0[1] P1[1] P2[1] P3[1] P4[1]	27K 2700K 30K 3000K 40K 4000K 50K 5000K AMB[2] Amber	78CRI[6] 80CRI LM[7] Limited Wavelength	T1S Type 1 Short T2M Type 2 Medium T3M Type 3 Medium T4M Type 4 Medium TFTM Forward Throw Medium	MVOLT 347[3] 480[3]	**Shipped included** SRM Surface mounting bracket ICW Indirect Canopy/Ceiling Washer bracket (dry/damp locations only)[8]

Shipped separately
AWS 3/8inch Architectural wall spacer
PBBW Surface-mounted back box (top, left, right conduit entry). Use when there is no junction box available.

Options

E10WH	Emergency battery backup, Certified in CA Title 20 MAEDBS (10W, 0°C min)
E20WC	Emergency battery backup, Certified in CA Title 20 MAEDBS (10W, -20°C min)
PE[7]	Photocell, Button Type
DMG[7]	0-10V dimming wires pulled outside fixture (for use with an external control, ordered separately)
BCE	Bottom conduit entry for back box (WBW). Total of 4 entry points.
BAA	Buy American(n) Act Compliant

Standalone Sensors/Controls

PIR	Bi-level (100/35%) motion sensor for 8-15' mounting heights. Intended for use on switched circuits with external dusk to dawn switching.
PIRH	Bi-level (100/35%) motion sensor for 15-30' mounting heights. Intended for use on switched circuits with external dusk to dawn switching.
PIR1FC3V	Bi-level (100/35%) motion sensor for 8-15' mounting heights with photocell pre-programmed for dusk to dawn operation.
PIRHFC3V	Bi-level (100/35%) motion sensor for 15-30' mounting heights with photocell pre-programmed for dusk to dawn operation.

Networked Sensors/Controls

NLTAIR2 PIR	nLight AIR Wireless enabled bi-level motion/ambient sensor for 8-15' mounting heights.
NLTAIR2 PIRH	nLight AIR Wireless enabled bi-level motion/ambient sensor for 15-30' mounting heights.

See page 4 for out of box functionality

Finish

DDBXD	Dark bronze
DBLXD	Black
DNAXD	Natural aluminum
DWHXD	White
DSSXD	Sandstone
DDBTXD	Textured dark bronze
DBLBXD	Textured black
DNATXD	Textured natural aluminum
DWHGXD	Textured white
DSSTXD	Textured sandstone

© 2019-2022 Acuity Brands Lighting, Inc. All rights reserved.

Accessories

Ordered and shipped separately.

Number	Description
WDGEAWS DDBXD	WDGE 3/8inch Architectural Wall Spacer (specify finish)
WDGEPBBW DDBXD U	WDGE2 surface-mounted back box (specify finish)

NOTES
1 P0 option not available with sensors/controls.
2 P1-P4 not available with AMB and UW.
3 AMB and UW always go together.
4 70CRI only available with T2M and T4M.
5 347V and 480V not available with E10WH or E20WC.
6 Not qualified for DLC. Not available with emergency battery backup or sensors/controls.
7 PE not available in 480V or with sensors/controls.
8 DMG option not available with sensors/controls.

Performance Data

Lumen Output

Lumen values are from photometric tests performed in accordance with IESNA LM-79-08. Data is considered to be representative of the configurations shown, within the tolerances allowed by Lighting Facts. Contact factory for performance data on any configurations not shown here.

Performance Package	System Watts	Dist. Type	27K (2700K, 80 CRI) Lumens	LPW	S	U	G	30K (3000K, 80 CRI) Lumens	LPW	S	U	G	40K (4000K, 80 CRI) Lumens	LPW	S	U	G	50K (5000K, 80 CRI) Lumens	LPW	S	U	G	Amber (Limited Wavelength) Lumens	LPW	S	U	G
P0	7W	T1S	636	92	0	0	0	666	97	0	0	0	691	101	0	0	1	691	100	0	0	1	712	47	0	0	1
		T2M	662	96	0	0	0	693	101	0	0	0	720	106	0	0	0	719	104	0	0	0	741	48	0	0	0
		T3M	662	96	0	0	0	693	101	0	0	0	720	106	0	0	0	719	104	0	0	0	741	48	0	0	0
		T4M	648	94	0	0	0	679	98	0	0	0	712	103	0	0	0	704	102	0	0	0	726	47	0	0	0
		TFTM	652	95	0	0	0	683	99	0	0	0	716	104	0	0	0	708	103	0	0	0	730	48	0	0	1
P1	11W	T1S	1,105	99	0	0	1	1,157	104	0	0	1	1,215	109	0	0	1	1,200	107	0	0	1					
		T2M	1,150	103	0	0	1	1,204	108	0	0	1	1,264	113	0	0	1	1,249	112	0	0	1					
		T3M	1,150	103	0	0	1	1,205	108	0	0	1	1,265	113	0	0	1	1,250	112	0	0	1					
		T4M	1,126	101	0	0	1	1,179	106	0	0	1	1,238	111	0	0	1	1,223	110	0	0	1					
		TFTM	1,133	101	0	0	1	1,186	106	0	0	1	1,245	112	0	0	1	1,230	110	0	0	1					
P2	19W	T1S	1,801	95	1	0	1	1,886	99	1	0	1	1,981	104	1	0	1	1,957	103	1	0	1					
		T2M	1,875	99	1	0	1	1,963	103	1	0	1	2,061	109	1	0	1	2,037	107	1	0	1					
		T3M	1,876	99	1	0	1	1,964	103	1	0	1	2,062	109	1	0	1	2,038	107	1	0	1					
		T4M	1,836	97	1	0	1	1,922	101	1	0	1	2,018	106	1	0	1	1,994	105	1	0	1					
		TFTM	1,847	97	1	0	1	1,934	102	1	0	1	2,030	107	1	0	1	2,006	106	1	0	1					
P3	32W	T1S	2,809	87	1	0	1	2,942	92	1	0	1	3,088	96	1	0	1	3,052	95	1	0	1					
		T2M	2,924	91	1	0	1	3,062	95	1	0	1	3,215	100	1	0	1	3,176	99	1	0	1					
		T3M	2,925	91	1	0	1	3,063	95	1	0	1	3,216	100	1	0	1	3,177	99	1	0	1					
		T4M	2,862	89	1	0	1	2,997	93	1	0	1	3,147	98	1	0	1	3,110	97	1	0	1					
		TFTM	2,880	90	1	0	1	3,015	94	1	0	1	3,166	99	1	0	1	3,128	97	1	0	1					
P4	47W	T1S	3,729	80	1	0	1	3,904	84	1	0	1	4,099	88	1	0	1	4,051	87	1	0	1					
		T2M	3,881	83	1	0	1	4,063	87	1	0	1	4,267	91	1	0	1	4,216	90	1	0	1					
		T3M	3,882	83	1	0	1	4,065	87	1	0	1	4,268	91	1	0	1	4,217	90	1	0	1					
		T4M	3,799	81	1	0	1	3,978	85	1	0	1	4,177	90	1	0	1	4,127	88	1	0	1					
		TFTM	3,822	82	1	0	1	4,002	86	1	0	1	4,202	90	1	0	1	4,152	89	1	0	1					

Performance Package	System Watts	Dist. Type	27K (2700K, 70 CRI) Lumens	LPW	S	U	G	30K (3000K, 70 CRI) Lumens	LPW	S	U	G	40K (4000K, 70 CRI) Lumens	LPW	S	U	G	50K (5000K, 70 CRI) Lumens	LPW	S	U	G
P0	7W	T3M	717	107	0	0	0	763	111	0	0	0	822	119	0	0	0	812	121	0	0	1
		T4M	721	105	0	0	0	746	108	0	0	0	804	117	0	0	1	814	118	0	0	1
P1	11W	T3M	1,280	115	0	0	1	1,325	119	0	0	1	1,427	128	1	0	1	1,445	129	1	0	1
		T4M	1,253	112	0	0	1	1,297	116	0	0	1	1,397	125	0	0	1	1,415	127	0	0	1
P2	19W	T3M	2,097	110	1	0	1	2,160	114	1	0	1	2,327	123	1	0	1	2,357	124	1	0	1
		T4M	2,042	108	1	0	1	2,114	111	1	0	1	2,278	120	1	0	1	2,306	121	1	0	1
P3	32W	T3M	3,254	101	1	0	1	3,369	105	1	0	1	3,629	113	1	0	1	3,675	114	1	0	1
		T4M	3,185	99	1	0	1	3,297	103	1	0	1	3,552	111	1	0	1	3,597	112	1	0	1
P4	47W	T3M	4,319	93	1	0	1	4,471	96	1	0	1	4,817	103	1	0	2	4,878	105	1	0	2
		T4M	4,227	91	1	0	1	4,376	94	1	0	1	4,716	101	1	0	2	4,774	102	1	0	2

© 2011-2022 Acuity Brands Lighting, Inc. All rights reserved.

RSX2 LED
Area Luminaire

Buy American

Catalog Number	RSX2 LED P4 40K R2 HS
Notes	QTY: 6
Type	P2

Hit the tab key or mouse over the page to see all interactive elements.

Specifications

EPA (ft²-90°): 0.69 ft² (0.06 m²)
Length: 29.3" (74.4 cm) (SPA mount)
Width: 13.4" (34.0 cm)
Height: 3.0" (7.6 cm) Main Body 7.2" (18.3 cm) Arm
Weight: (SPA mount) 30.0 lbs (13.6 kg)

Introduction

The new RSX LED Area family delivers maximum value by providing significant energy savings, long life and outstanding photometric performance at an affordable price. The RSX2 delivers 11,000 to 31,000 lumens allowing it to replace 250W to 1000W HID luminaires.

The RSX features an integral universal mounting mechanism that allows the luminaire to be mounted on most existing drill hole patterns. This "no-drill" solution provides significant labor savings. An easy-access door on the bottom of mounting arm allows for wiring without opening the electrical compartment. A mast arm adaptor, adjustable integral slipfitter and other mounting configurations are available.

Ordering Information

EXAMPLE: RSX2 LED P6 40K R3 MVOLT SPA DDBXD

RSX2 LED

Series	Performance Package	Color Temperature	Distribution	Voltage	Mounting
RSX2 LED	P1 P2 P3 P4 P5 P6	30K 3000K 40K 4000K 50K 5000K	R2 Type 2 Wide R3 Type 3 Wide R3S Type 3 Short R4 Type 4 Wide R4S Type 4 Short R5 Type 5 Wide[1] R5S Type 5 Short[1] AFR Automotive Front Row AFRR90 Automotive Front Row Right Rotated AFRL90 Automotive Front Row Left Rotated	MVOLT (120V-277V)[1] HVOLT (347V-480V)[1] XVOLT (277V-480V)[1] **(use specific voltage for options as noted)** 120[1] 277[1] 208[1] 347[1] 240[1] 480[1]	SPA Square pole mounting (3.2" min. SQ pole for 1 at 90°, 3.5" min. SQ pole for 2, 3, 4 at 90°) RPA Round pole mounting (3.2" min. dia. RND pole for 2, 3, 4 at 90°, 3.0" min. dia. RND pole for 1 at 90°, 2 at 180°, 3 at 120°) MA Mast arm adaptor (fits 2-3/8" OD horizontal tenon) IS Adjustable slipfitter (fits 2-3/8" OD tenon)[4] WBA Wall bracket[4] WBASC Wall bracket with surface conduit box AASP Adjustable 6ft arm square pole mounting[4] AARP Adjustable 6ft arm round pole mounting[4] AAWB Adjustable 6ft arm with wall bracket[4] AAWSC Adjustable 6ft arm wall bracket and surface conduit box[4]

Options

Shipped Installed
HS House-side shield[7]
PE Photocontrol, button style[8]
PEIX Photocontrol external threaded, adjustable[5,8]
PER7 Seven-wire twist-lock receptacle only (no control)[8,9,10]
CE34 Conduit entry 3/4"NPT (Qty 2)
SF Single fuse (120, 277, 347)[1]
DF Double fuse (208, 240, 480)[1]
SPD20KV 20KV Surge pack (10KV standard)
FAO Field adjustable output[8,11]
DMG 0-10V dimming extend out back of housing for external control (control ordered separate)[8,11]
DS Dual switching[5,6]

Shipped Installed
***Standalone and Networked Sensors/Controls (factory default settings, see table page 9)**
NLTAIR2 nLight AIR generation 2[12,13,14]
PIRHN Networked, Bi-Level motion/ambient sensor (for use with NLTAIR2)[12,14,17]
BAA Buy American(n) Act Compliant

***Note: PIRHN with nLight Air can be used as a standalone dimming sensor with out-of-box settings or as a wireless networked solution. See factory default settings table. Sensor coverage pattern is affected when luminaire is tilted.**

Shipped Separately (requires some field assembly)
EGS External glare shield[7]
EGFV External glare full visor (360° around light aperture)[7]
BS Bird spikes[16]

Finish

DDBXD	Dark Bronze
DBLXD	Black
DNAXD	Natural Aluminum
DWHXD	White
DDBTXD	Textured Dark Bronze
DBLBXD	Textured Black
DNATXD	Textured Natural Aluminum
DWHGXD	Textured White

© 2011-2022 Acuity Brands Lighting, Inc. All rights reserved.

Performance Data

Lumen Output

Lumen values are from photometric tests performed in accordance with IESNA LM-79-08. Data is considered to be representative of the configurations shown, within the tolerances allowed by Lighting Facts. Contact factory for performance data on any configurations not shown here.

Performance Package	System Watts	Distribution Type	30K (3000K, 70CRI) Lumens	LPW	S	U	G	40K (4000K, 70CRI) Lumens	LPW	S	U	G	50K (5000K, 70CRI) Lumens	LPW	S	U	G
P1	77W	R2	10,040	2	0	1	139	11,031	2	0	1	153	11,031	2	0	1	153
		R3	10,005	2	0	2	141	10,992	2	0	2	155	10,992	2	0	2	155
		R3S	10,271	2	0	2	143	11,285	2	0	2	157	11,285	2	0	2	157
		R4	10,136	2	0	2	143	11,136	2	0	2	157	11,136	2	0	2	157
		R4S	9,779	2	0	2	138	10,744	2	0	2	151	10,744	2	0	2	151
		R5	10,271	4	0	2	145	11,285	4	0	2	159	11,285	4	0	2	159
		R5S	10,544	3	0	1	149	11,585	3	0	2	163	11,585	3	0	2	163
		AFR	10,026	2	0	1	141	11,016	2	0	1	155	11,016	2	0	1	155
		AFRR90	10,122	3	0	2	140	11,121	3	0	2	154	11,121	3	0	2	154
		AFRL90	10,164	3	0	2	141	11,167	3	0	2	155	11,167	3	0	2	155
P2	111W	R2	15,772	2	0	2	138	17,263	2	0	2	151	17,263	2	0	2	151
		R3	15,657	2	0	3	141	17,202	3	0	3	155	17,202	3	0	3	155
		R3S	16,075	2	0	2	144	17,663	2	0	2	155	17,663	2	0	2	155
		R4	15,862	2	0	3	143	17,427	2	0	3	157	17,427	2	0	3	157
		R4S	15,394	2	0	2	138	16,815	2	0	2	151	16,815	2	0	2	151
		R5	16,075	4	0	2	145	17,661	5	0	3	159	17,661	5	0	3	159
		R5S	16,502	4	0	2	149	18,130	4	0	3	163	18,130	4	0	3	163
		AFR	15,691	2	0	2	141	17,240	2	0	2	155	17,240	2	0	2	155
		AFRR90	15,841	3	0	3	139	17,404	4	0	3	153	17,404	4	0	3	153
		AFRL90	15,907	3	0	3	139	17,477	4	0	3	153	17,477	4	0	3	153
P3	147W	R2	19,855	3	0	2	132	21,814	3	0	2	145	21,814	3	0	2	145
		R3	19,785	3	0	3	135	21,737	3	0	4	148	21,737	3	0	4	148
		R3S	20,312	3	0	3	135	22,317	3	0	3	149	22,317	3	0	3	149
		R4	20,044	3	0	3	136	22,022	3	0	4	150	22,022	3	0	4	150
		R4S	19,339	3	0	3	132	21,247	3	0	3	145	21,247	3	0	3	145
		R5	20,313	5	0	3	138	22,317	5	0	3	152	22,317	5	0	3	152
		R5S	20,852	4	0	3	142	22,919	4	0	3	156	22,919	4	0	3	156
		AFR	19,828	3	0	2	135	21,785	3	0	2	148	21,785	3	0	2	148
		AFRR90	20,017	4	0	3	133	21,992	4	0	3	147	21,992	4	0	3	147
		AFRL90	20,101	4	0	3	134	22,084	4	0	3	147	22,084	4	0	3	147
P4	187W	R2	22,836	3	0	2	120	25,090	3	0	2	132	25,090	3	0	2	132
		R3	22,756	3	0	4	122	25,002	3	0	4	134	25,002	3	0	4	134
		R3S	23,363	3	0	3	123	25,668	3	0	3	135	25,668	3	0	3	135
		R4	23,054	3	0	4	121	25,329	3	0	4	133	25,329	3	0	4	133
		R4S	22,243	3	0	3	119	25,059	3	0	3	134	25,059	3	0	3	134
		R5	23,363	5	0	3	125	25,669	5	0	4	137	25,669	5	0	4	137
		R5S	23,983	4	0	2	128	26,350	4	0	2	141	26,350	4	0	2	141
		AFR	22,806	3	0	2	122	25,056	3	0	2	134	25,056	3	0	2	134
		AFRR90	23,023	4	0	3	121	25,295	4	0	3	133	25,295	4	0	3	133
		AFRL90	23,120	4	0	3	122	25,401	4	0	3	134	25,401	4	0	3	134
P5	210W	R2	26,141	3	0	2	122	28,721	3	0	2	135	28,721	3	0	2	135
		R3	26,049	3	0	4	124	28,620	3	0	4	136	28,620	3	0	4	136
		R3S	26,744	3	0	3	125	29,383	3	0	4	138	29,383	3	0	4	138
		R4	26,390	3	0	4	126	28,994	3	0	4	138	28,994	3	0	4	138
		R4S	25,462	3	0	3	121	27,974	3	0	3	133	27,974	3	0	3	133
		R5	26,744	5	0	4	127	29,383	5	0	4	140	29,383	5	0	4	140
		R5S	27,454	4	0	2	131	30,163	4	0	2	144	30,163	4	0	2	144
		AFR	26,106	3	0	2	124	28,682	3	0	2	137	28,682	3	0	2	137
		AFRR90	26,354	4	0	3	123	28,955	5	0	3	136	28,955	5	0	3	136
		AFRL90	26,465	4	0	3	124	29,077	5	0	3	136	29,077	5	0	3	136
P6	244W	R2	27,646	3	0	2	112	30,374	3	0	2	123	30,374	3	0	2	123
		R3	27,549	3	0	4	113	30,267	3	0	4	124	30,267	3	0	4	124
		R3S	28,283	3	0	3	115	31,075	3	0	4	126	31,075	3	0	4	126
		R4	27,909	3	0	4	114	30,663	3	0	4	126	30,663	3	0	4	126
		R4S	26,928	3	0	3	110	29,585	3	0	3	121	29,585	3	0	3	121
		R5	28,284	5	0	4	116	31,075	5	0	4	127	31,075	5	0	4	127
		R5S	29,035	4	0	2	119	31,900	5	0	3	131	31,900	5	0	3	131
		AFR	27,608	3	0	2	112	30,332	3	0	2	123	30,332	3	0	2	123
		AFRR90	27,872	4	0	3	113	30,622	5	0	3	124	30,622	5	0	3	124
		AFRL90	27,989	4	0	3	113	30,751	5	0	3	125	30,751	5	0	3	125

© 2011-2022 Acuity Brands Lighting, Inc. All rights reserved.

RSX2 LED
Area Luminaire

Buy American

Catalog Number	RSX2 LED P4 40K R4
Notes	QTY: 15
Type	P4

Hit the tab key or mouse over the page to see all interactive elements.

Specifications

EPA (ft²-90°): 0.69 ft² (0.06 m²)
Length: 29.3" (74.4 cm) (SPA mount)
Width: 13.4" (34.0 cm)
Height: 3.0" (7.6 cm) Main Body 7.2" (18.3 cm) Arm
Weight: (SPA mount) 30.0 lbs (13.6 kg)

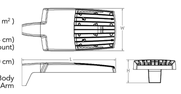

Introduction

The new RSX LED Area family delivers maximum value by providing significant energy savings, long life and outstanding photometric performance at an affordable price. The RSX2 delivers 11,000 to 31,000 lumens allowing it to replace 250W to 1000W HID luminaires.

The RSX features an integral universal mounting mechanism that allows the luminaire to be mounted on most existing drill hole patterns. This "no-drill" solution provides significant labor savings. An easy-access door on the bottom of mounting arm allows for wiring without opening the electrical compartment. A mast arm adaptor, adjustable integral slipfitter and other mounting configurations are available.

Ordering Information

EXAMPLE: RSX2 LED P6 40K R3 MVOLT SPA DDBXD

RSX2 LED

Series	Performance Package	Color Temperature	Distribution	Voltage	Mounting
RSX2 LED	P1 P2 P3 P4 P5 P6	30K 3000K 40K 4000K 50K 5000K	R2 Type 2 Wide R3 Type 3 Wide R3S Type 3 Short R4 Type 4 Wide R4S Type 4 Short R5 Type 5 Wide[1] R5S Type 5 Short[1] AFR Automotive Front Row AFRR90 Automotive Front Row Right Rotated AFRL90 Automotive Front Row Left Rotated	MVOLT (120V-277V)[1] HVOLT (347V-480V)[1] XVOLT (277V-480V)[1] **(use specific voltage for options as noted)** 120[1] 277[1] 208[1] 347[1] 240[1] 480[1]	SPA Square pole mounting (3.2" min. SQ pole for 1 at 90°, 3.5" min. SQ pole for 2, 3, 4 at 90°) RPA Round pole mounting (3.2" min. dia. RND pole for 2, 3, 4 at 90°, 3.0" min. dia. RND pole for 1 at 90°, 2 at 180°, 3 at 120°) MA Mast arm adaptor (fits 2-3/8" OD horizontal tenon) IS Adjustable slipfitter (fits 2-3/8" OD tenon)[4] WBA Wall bracket[4] WBASC Wall bracket with surface conduit box AASP Adjustable 6ft arm square pole mounting[4] AARP Adjustable 6ft arm round pole mounting[4] AAWB Adjustable 6ft arm with wall bracket[4] AAWSC Adjustable 6ft arm wall bracket and surface conduit box[4]

Options

Shipped Installed
HS House-side shield[7]
PE Photocontrol, button style[8]
PEIX Photocontrol external threaded, adjustable[5,8]
PER7 Seven-wire twist-lock receptacle only (no control)[8,9,10]
CE34 Conduit entry 3/4"NPT (Qty 2)
SF Single fuse (120, 277, 347)[1]
DF Double fuse (208, 240, 480)[1]
SPD20KV 20KV Surge pack (10KV standard)
FAO Field adjustable output[8,11]
DMG 0-10V dimming extend out back of housing for external control (control ordered separate)[8,11]
DS Dual switching[5,6]

Shipped Installed
***Standalone and Networked Sensors/Controls (factory default settings, see table page 9)**
NLTAIR2 nLight AIR generation 2[12,13,14]
PIRHN Networked, Bi-Level motion/ambient sensor (for use with NLTAIR2)[12,14,17]
BAA Buy American(n) Act Compliant

***Note: PIRHN with nLight Air can be used as a standalone dimming sensor with out-of-box settings or as a wireless networked solution. See factory default settings table. Sensor coverage pattern is affected