

HEC-RAS MODELS

NORTH OF BRADLEY

Unresolved per Design Report:
Include HEC-RAS model map for
existing & proposed conditions

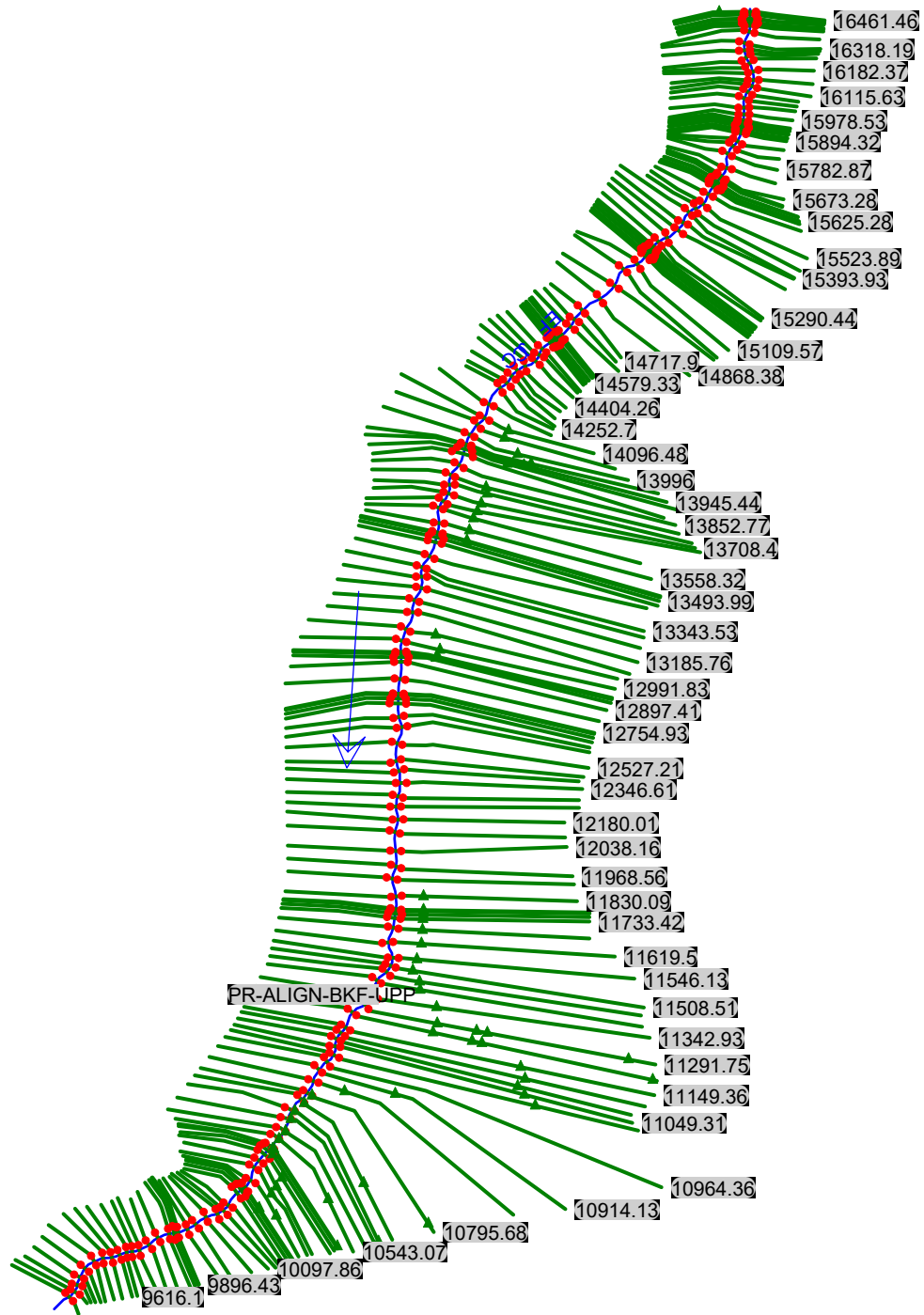
Unresolved per Design Report:
Please provide HEC-RAS input
information

On output tables, sections of concern with high FR
numbers are highlighted

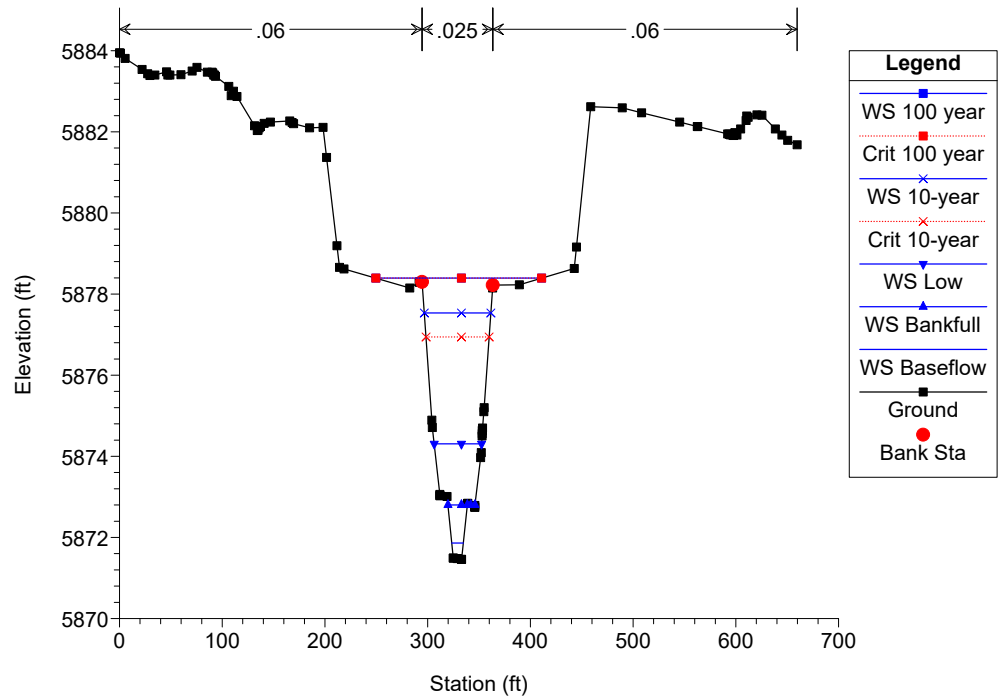
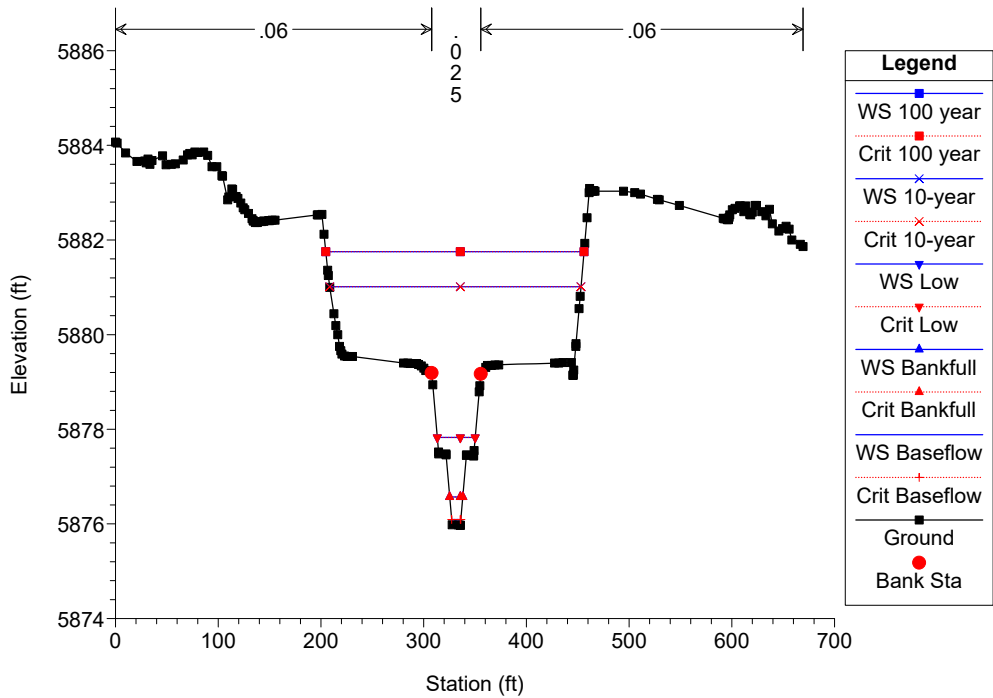
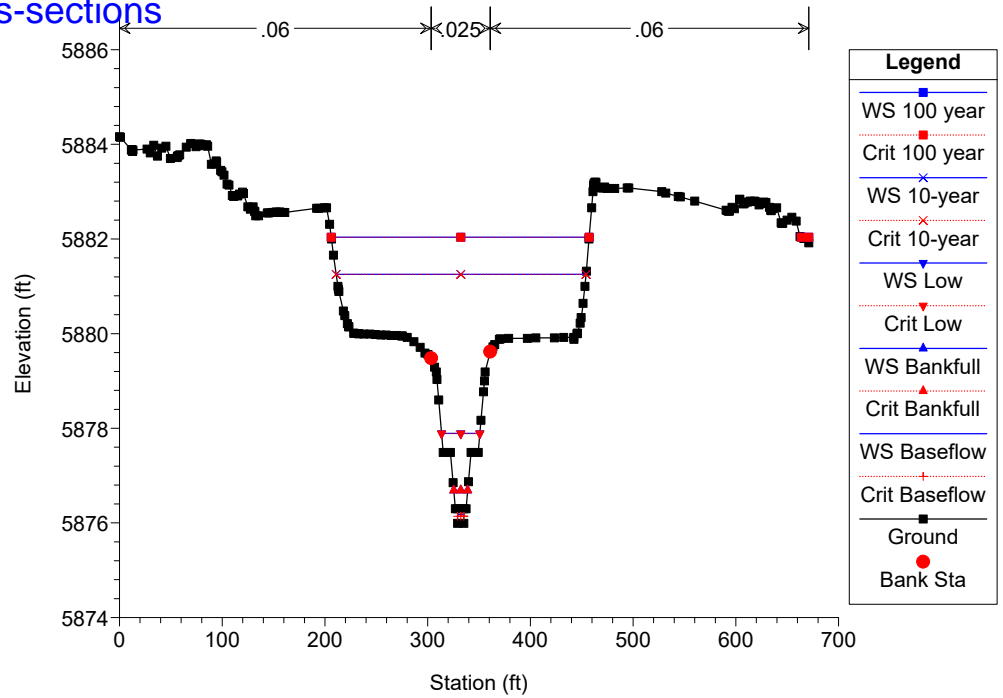
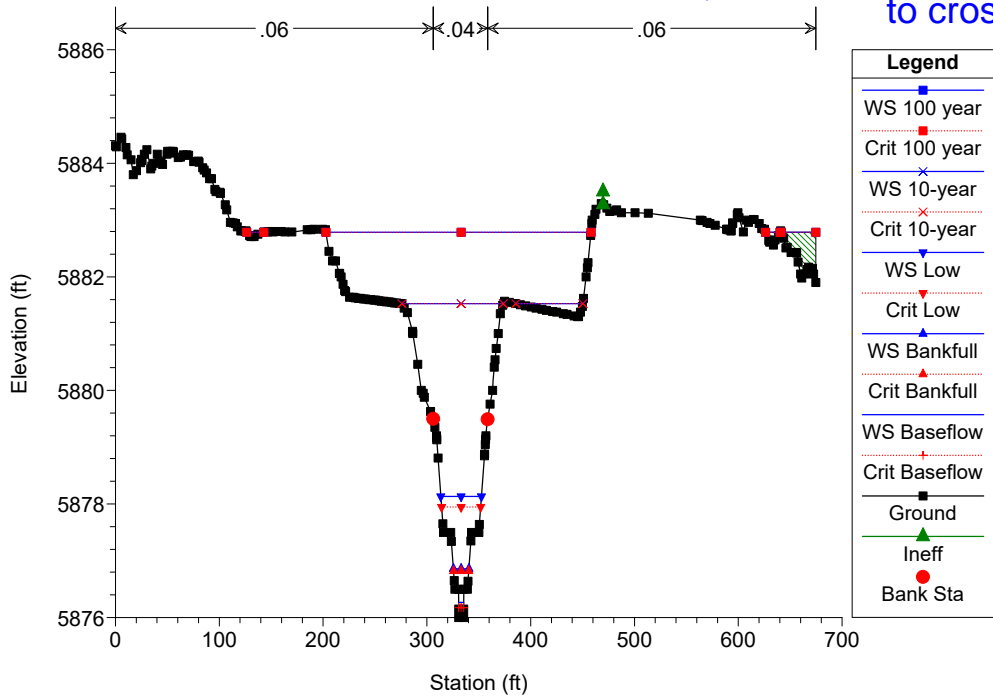
(Per DCM Section 6.5.2 grass channels cannot be
used where velocity is greater than 6 ft/s or FR # is
greater than 0.90) will need additional mitigation.

Verify design/modeling and include discussion in
design report about hydraulic jumps being
completely within drops.

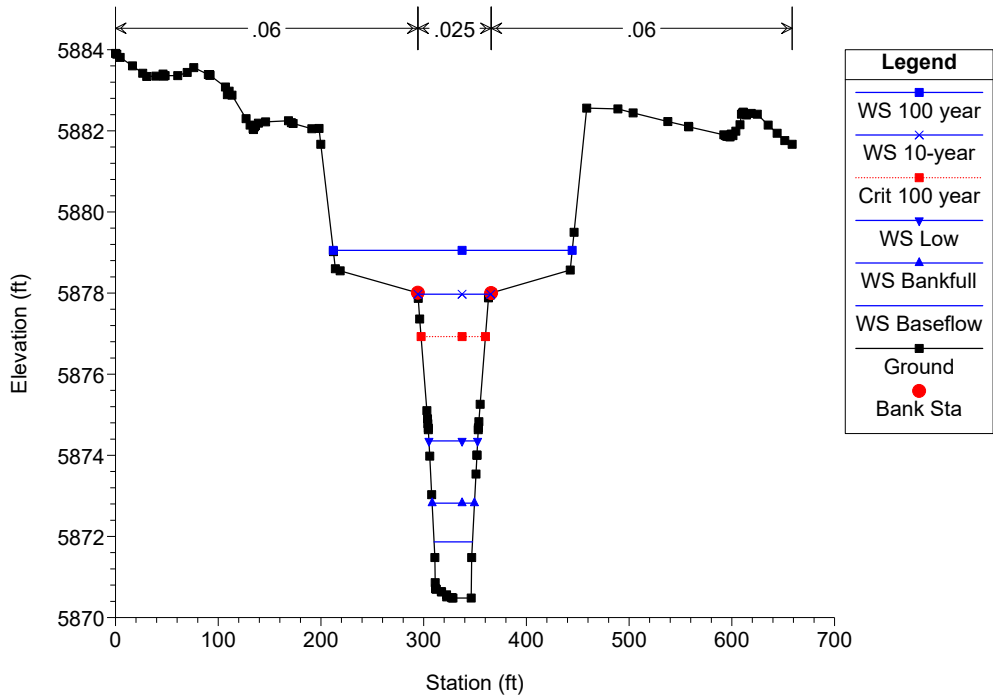
UPPER REACH - BRADLEY TO DRENNAN - STA 90+00 TO 160+00



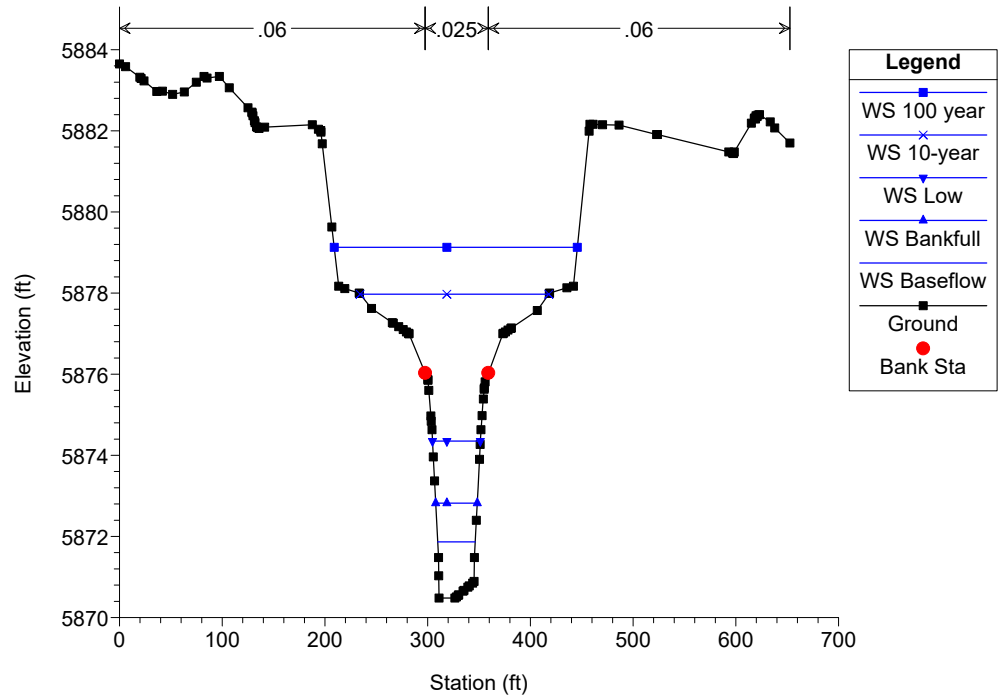
Add river stations to cross-sections



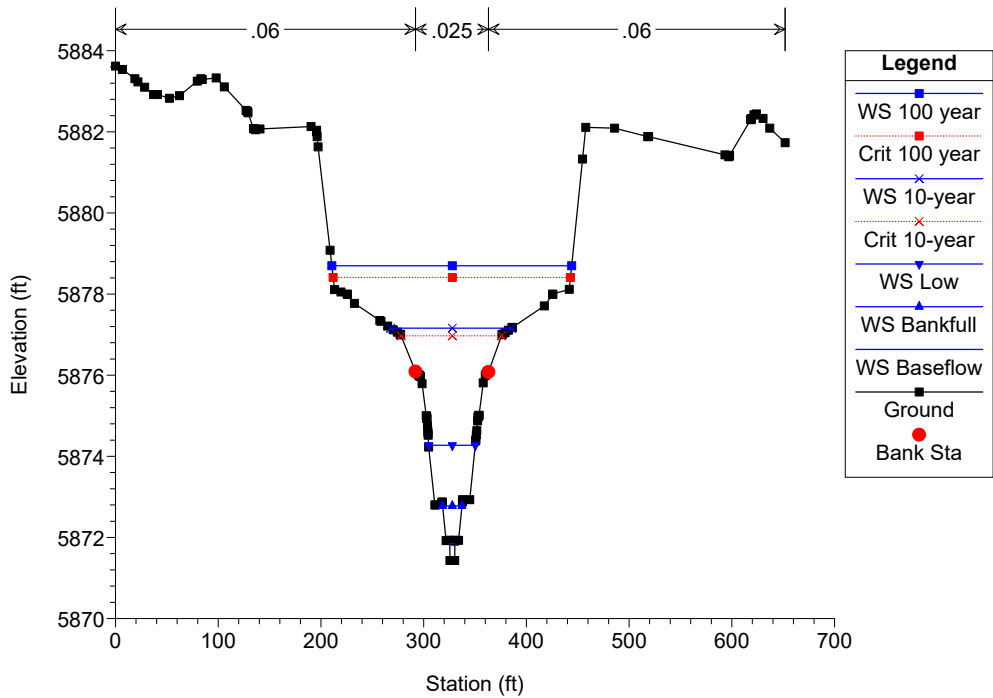
Large Scale Reach models Plan: Plan 04 1/27/2023



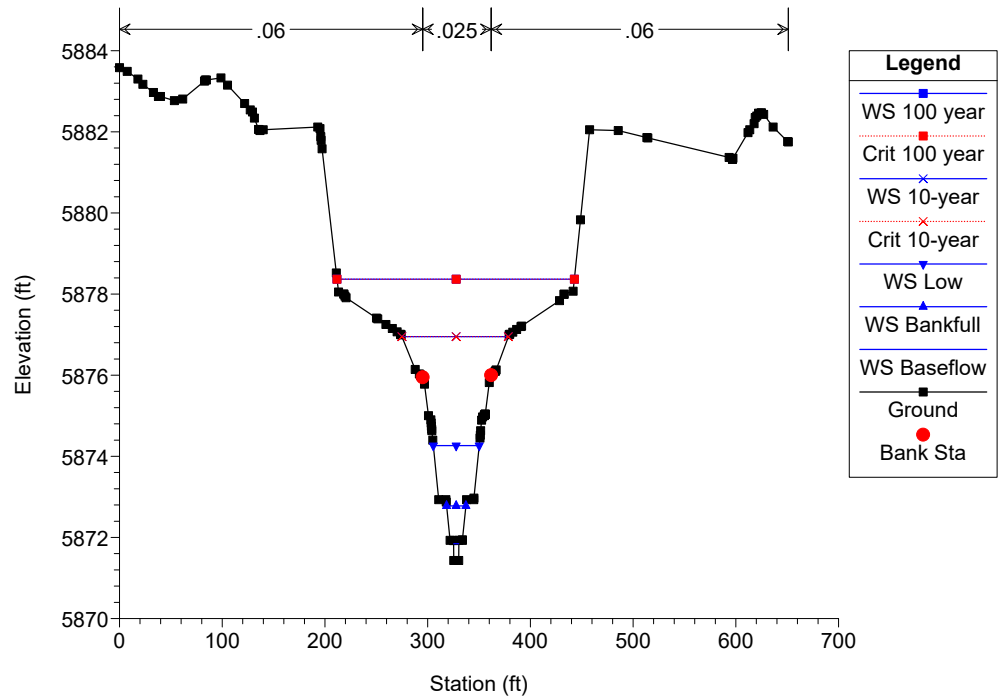
Large Scale Reach models Plan: Plan 04 1/27/2023



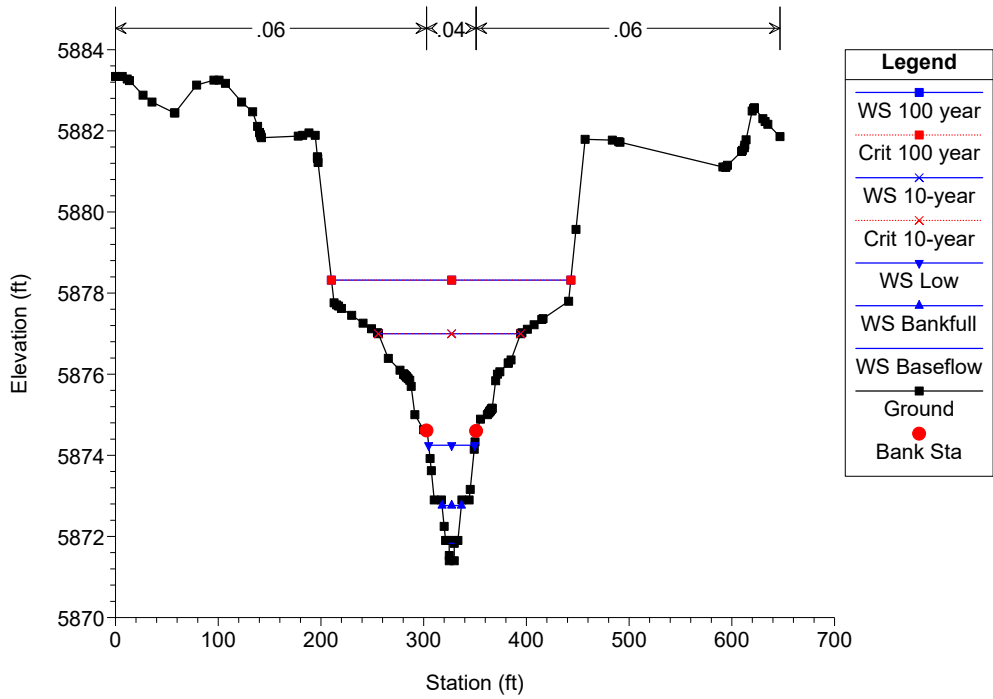
Large Scale Reach models Plan: Plan 04 1/27/2023



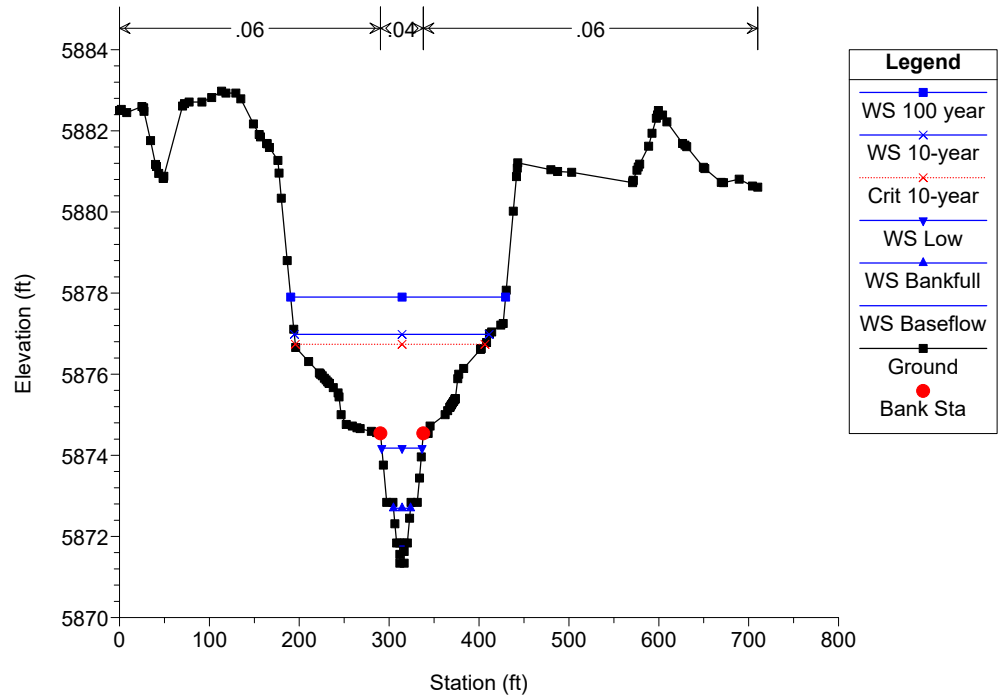
Large Scale Reach models Plan: Plan 04 1/27/2023



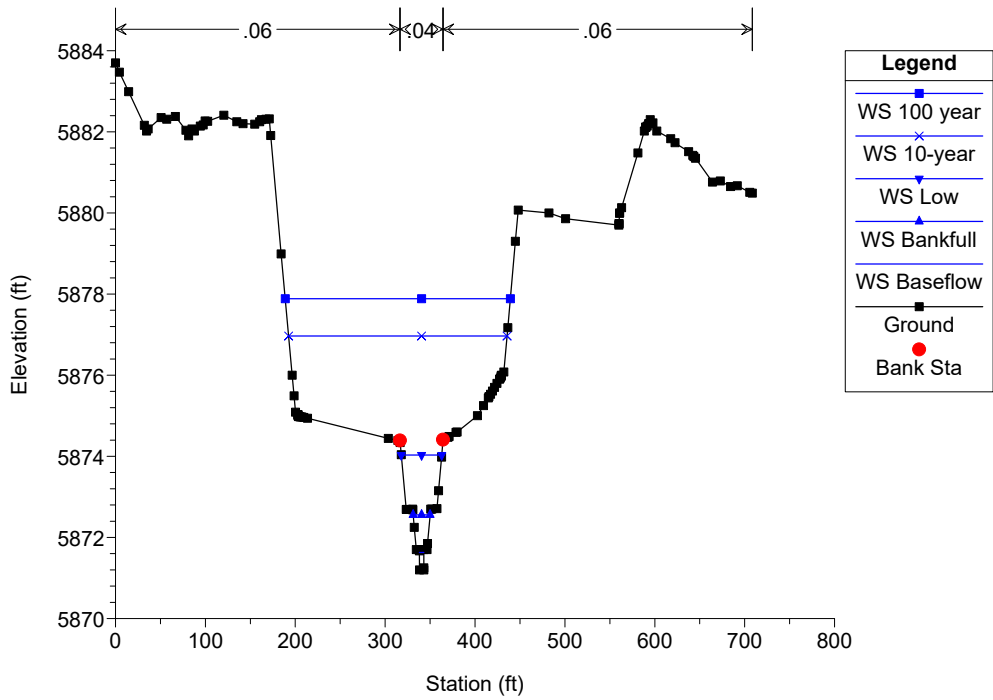
Large Scale Reach models Plan: Plan 04 1/27/2023



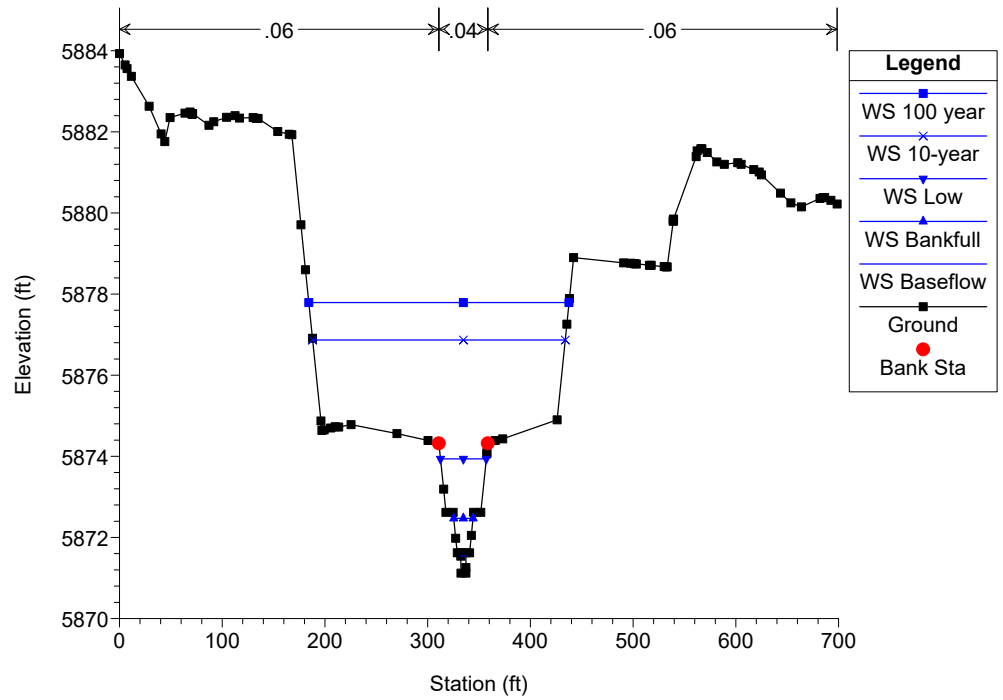
Large Scale Reach models Plan: Plan 04 1/27/2023



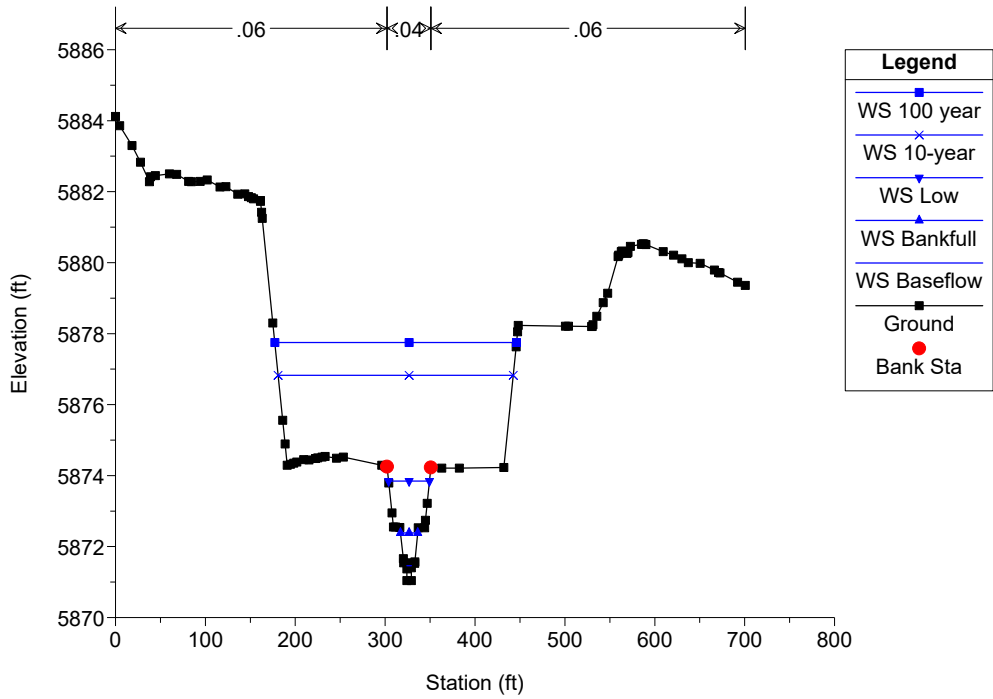
Large Scale Reach models Plan: Plan 04 1/27/2023



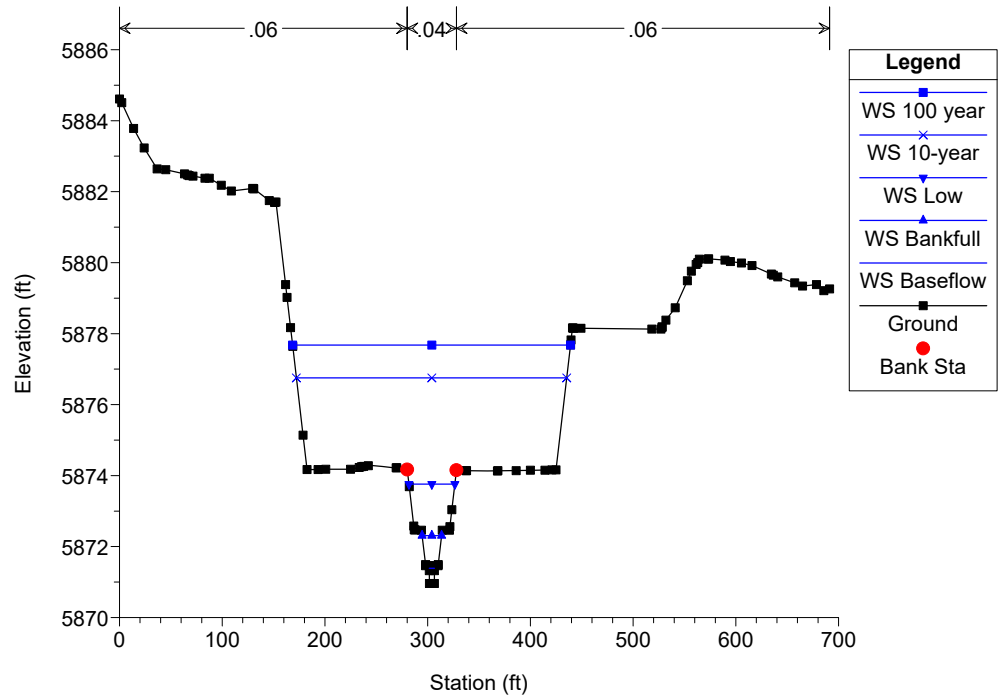
Large Scale Reach models Plan: Plan 04 1/27/2023



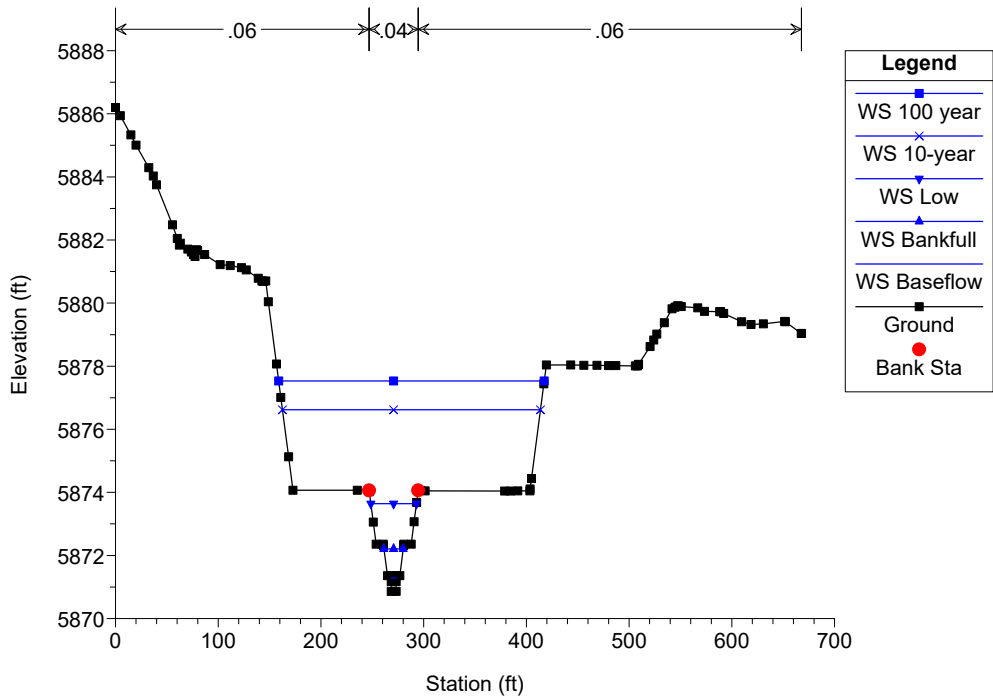
Large Scale Reach models Plan: Plan 04 1/27/2023



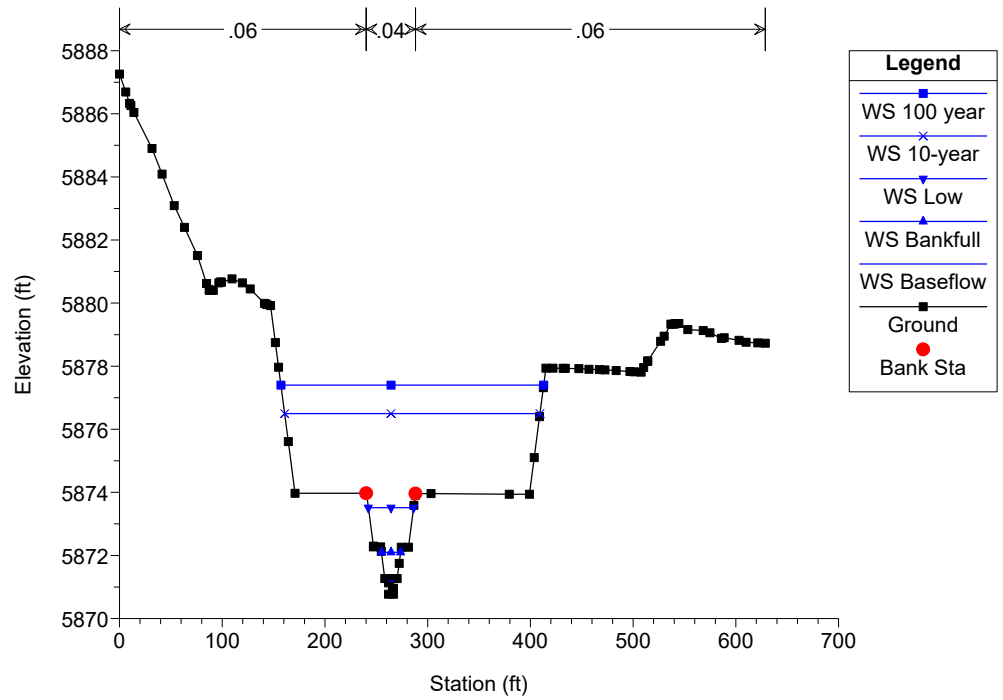
Large Scale Reach models Plan: Plan 04 1/27/2023



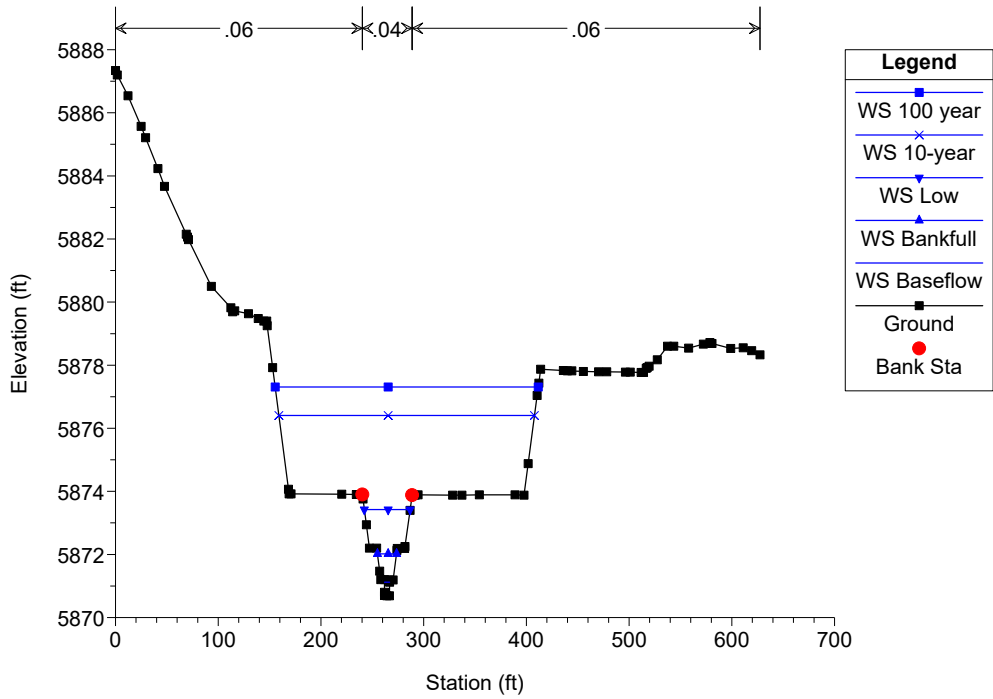
Large Scale Reach models Plan: Plan 04 1/27/2023



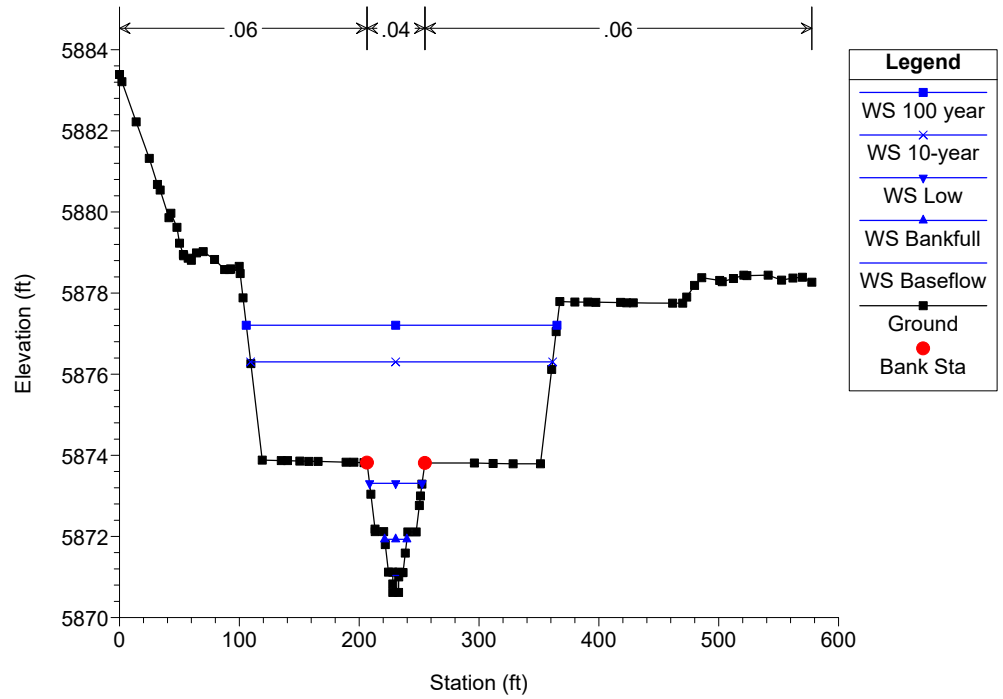
Large Scale Reach models Plan: Plan 04 1/27/2023



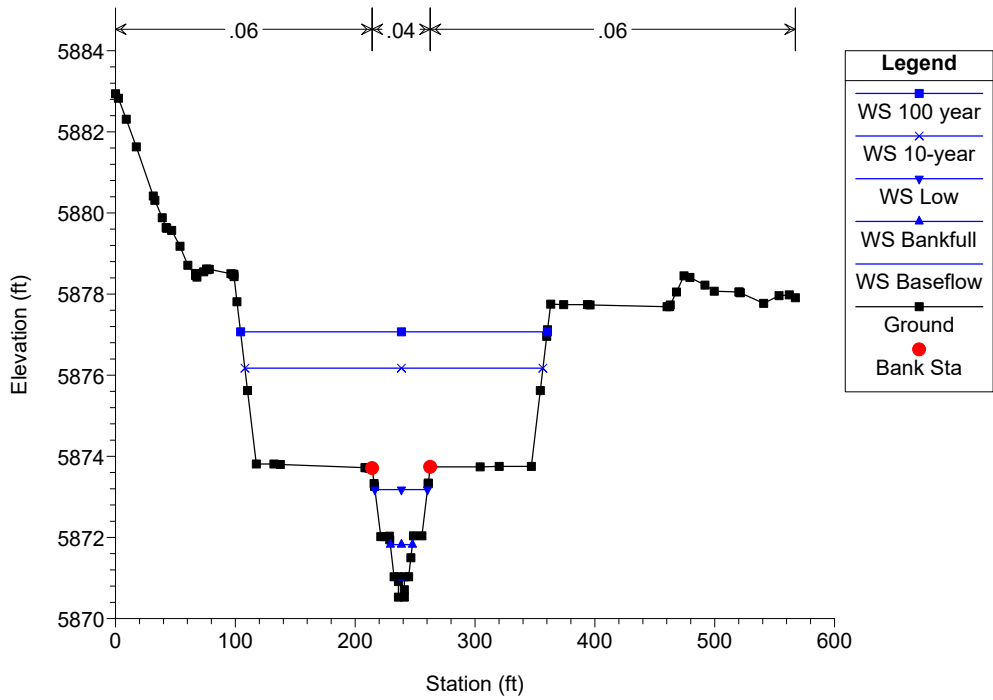
Large Scale Reach models Plan: Plan 04 1/27/2023



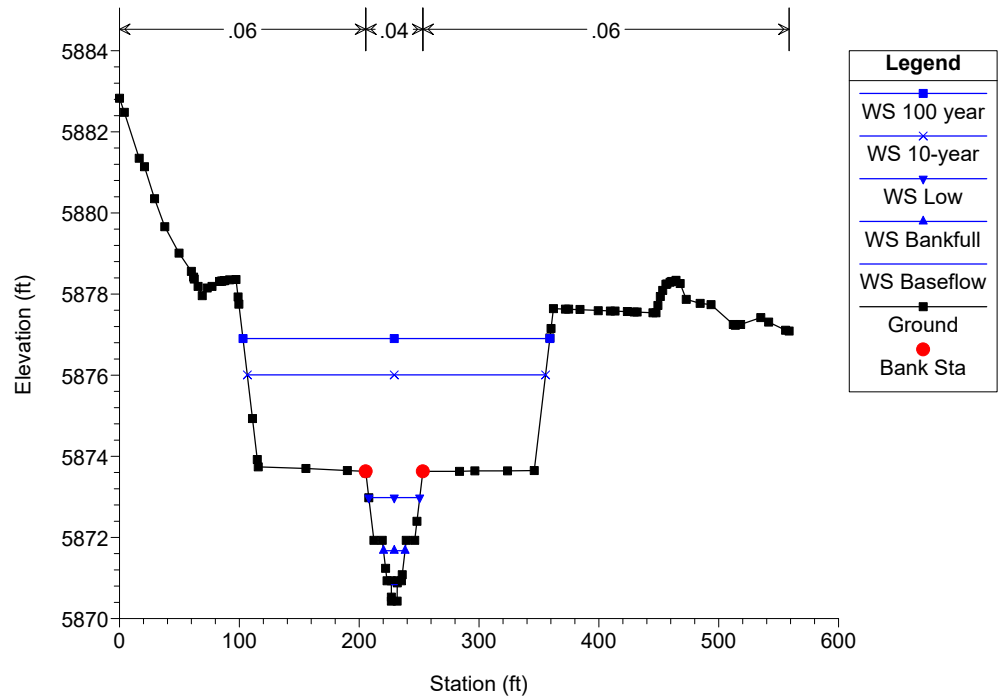
Large Scale Reach models Plan: Plan 04 1/27/2023



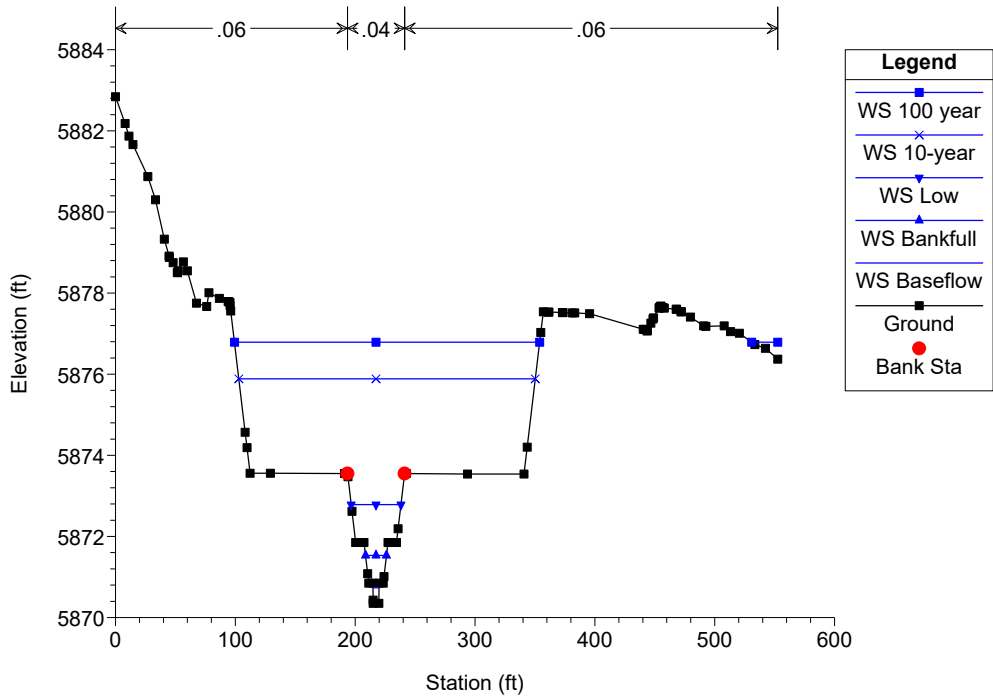
Large Scale Reach models Plan: Plan 04 1/27/2023



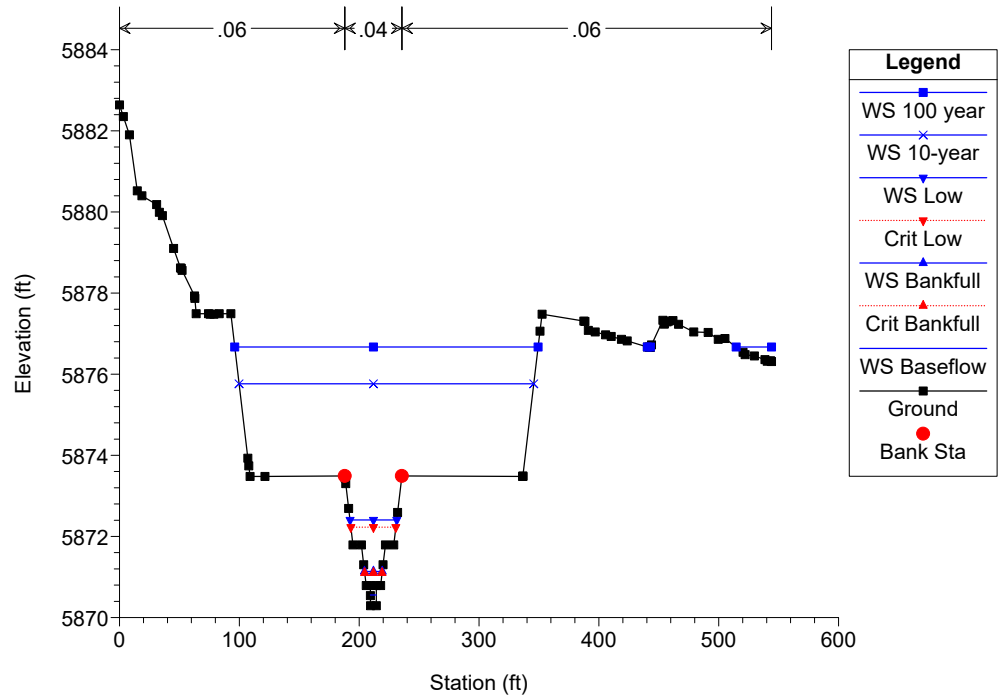
Large Scale Reach models Plan: Plan 04 1/27/2023



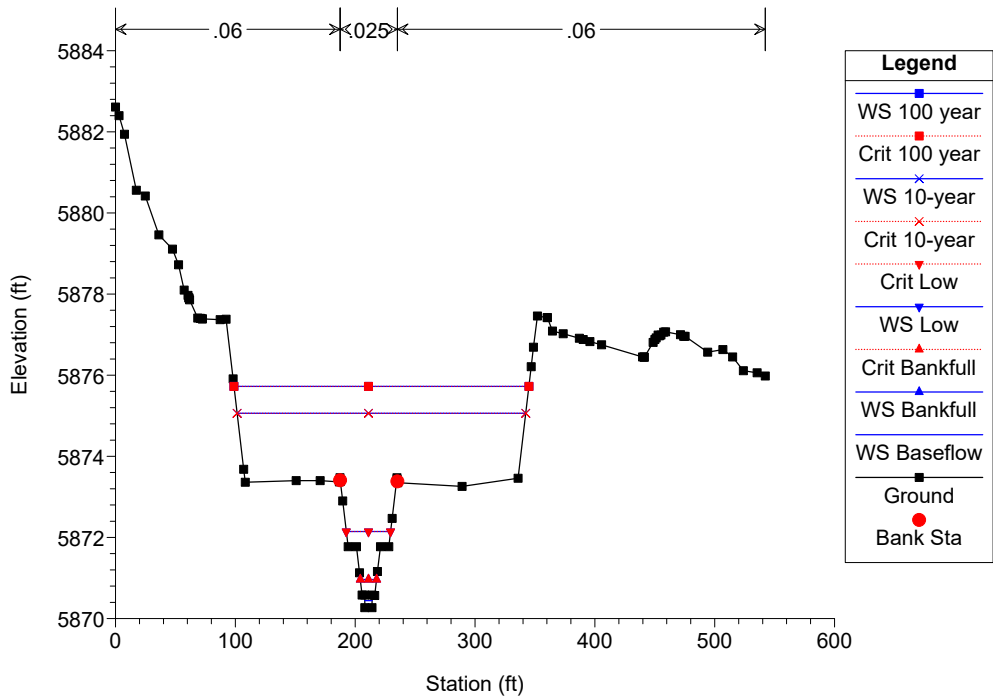
Large Scale Reach models Plan: Plan 04 1/27/2023



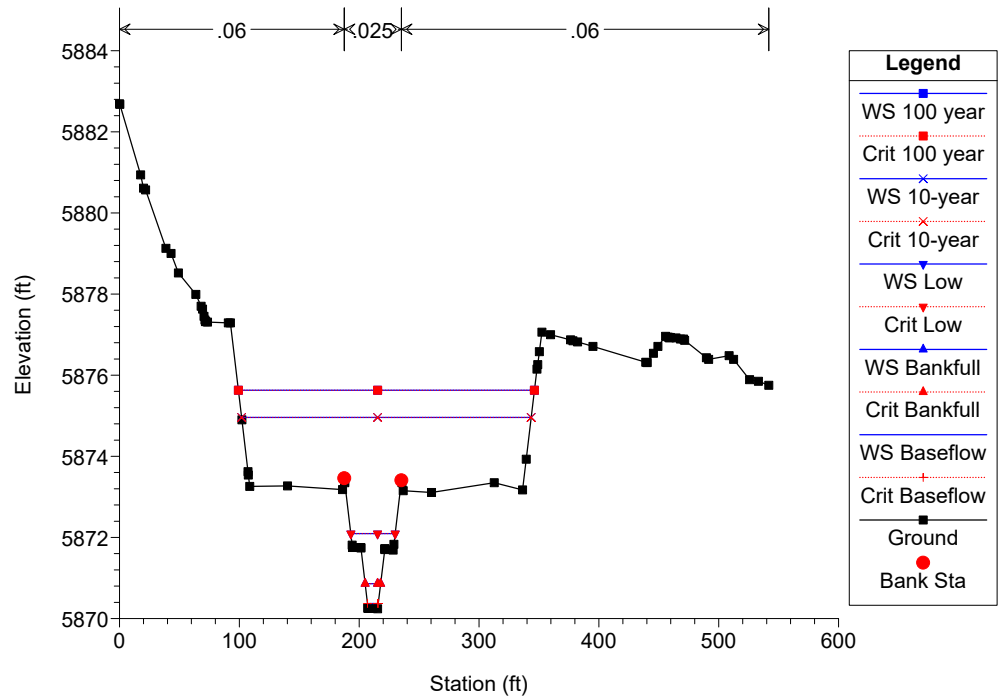
Large Scale Reach models Plan: Plan 04 1/27/2023



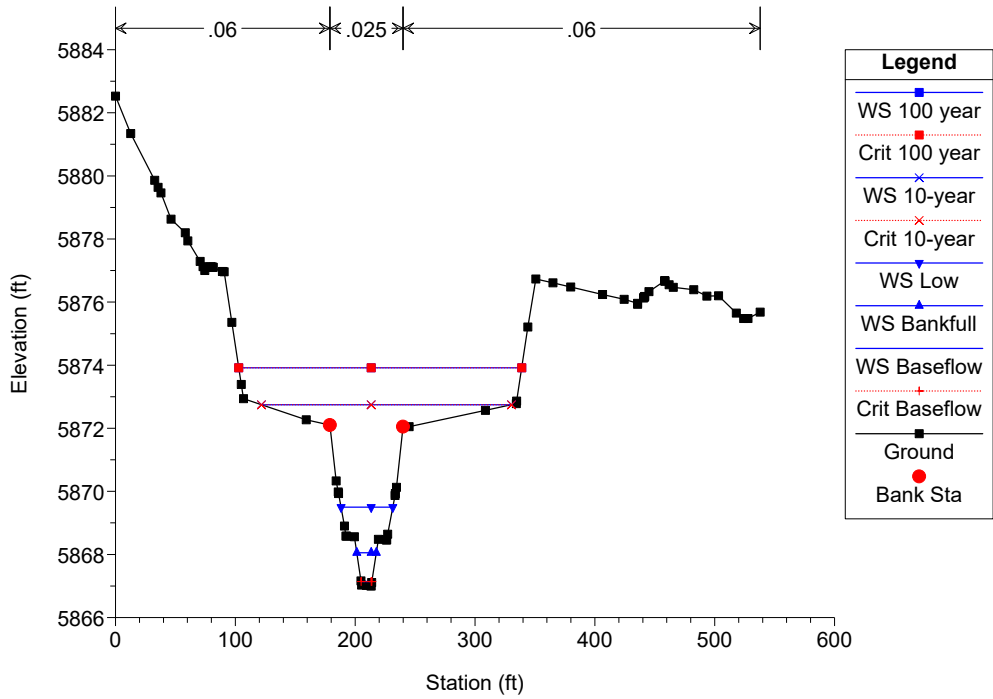
Large Scale Reach models Plan: Plan 04 1/27/2023



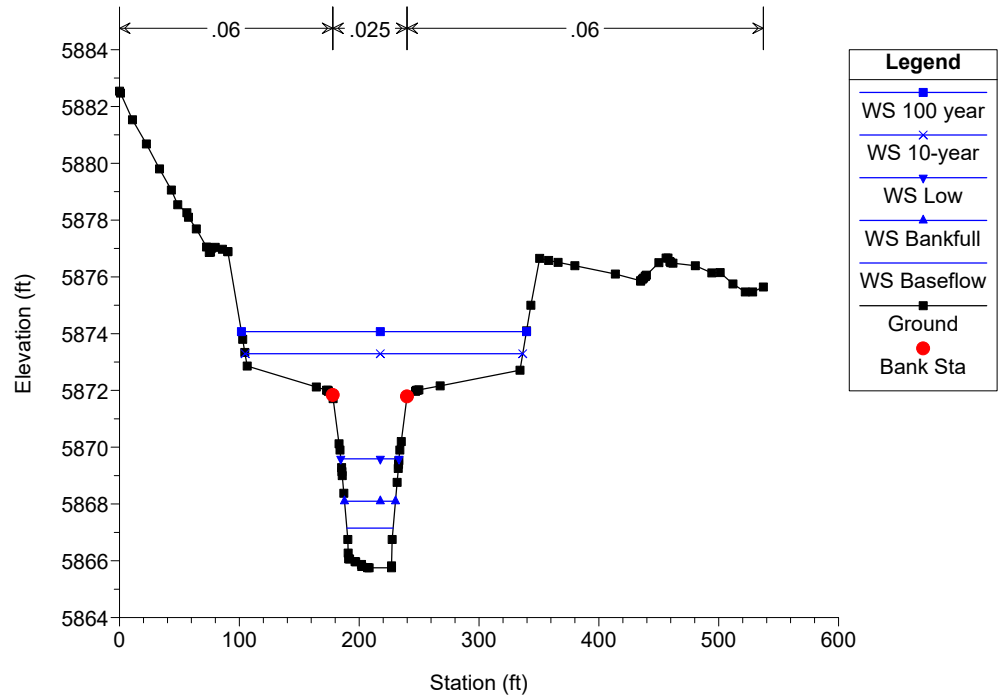
Large Scale Reach models Plan: Plan 04 1/27/2023



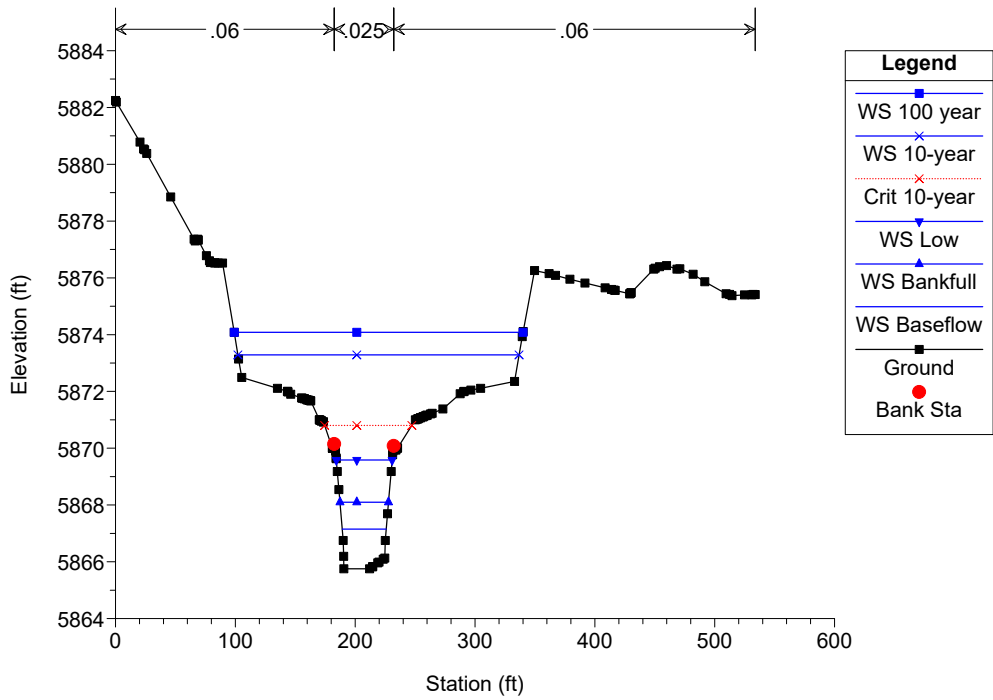
Large Scale Reach models Plan: Plan 04 1/27/2023



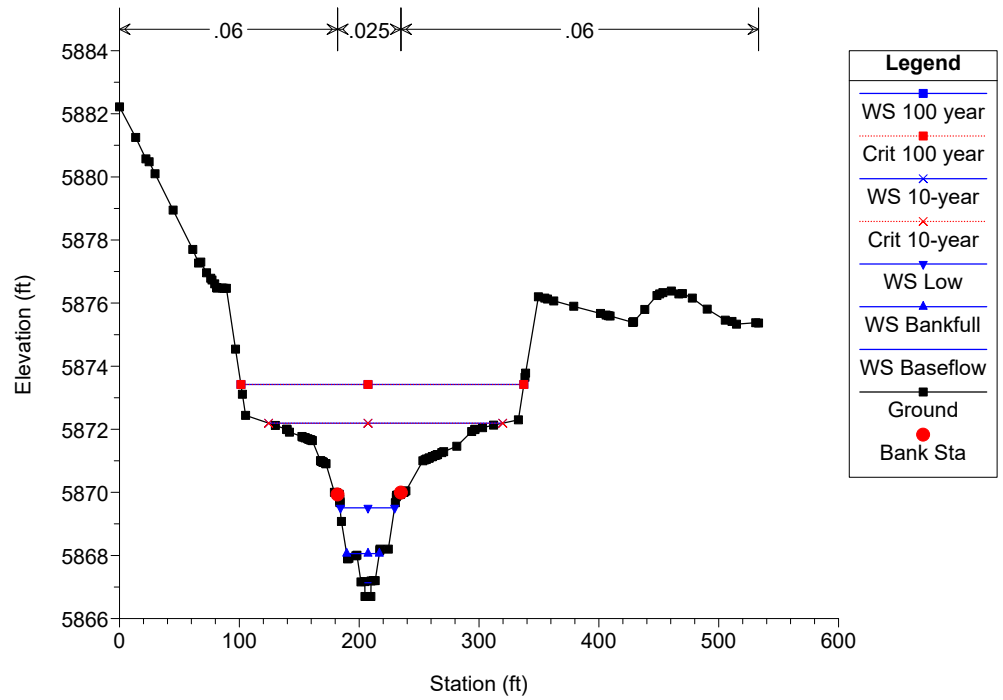
Large Scale Reach models Plan: Plan 04 1/27/2023



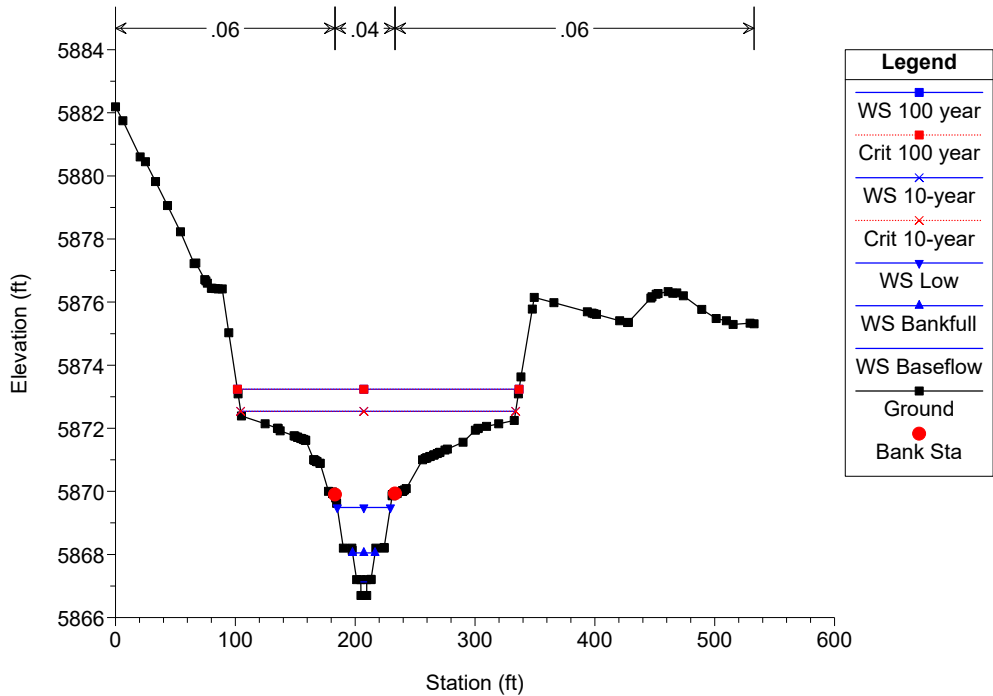
Large Scale Reach models Plan: Plan 04 1/27/2023



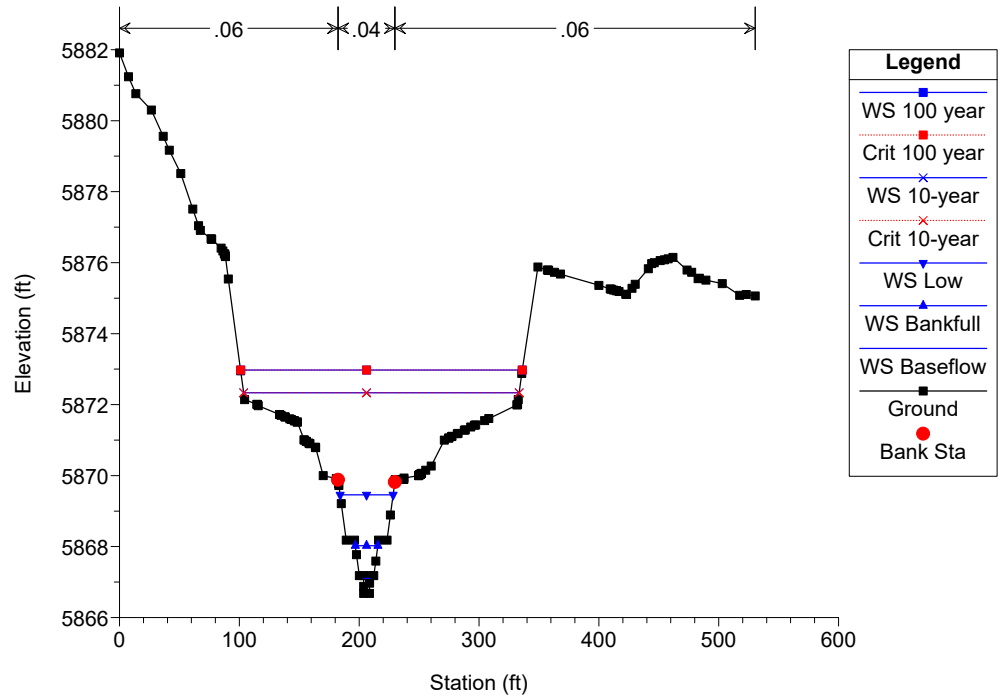
Large Scale Reach models Plan: Plan 04 1/27/2023



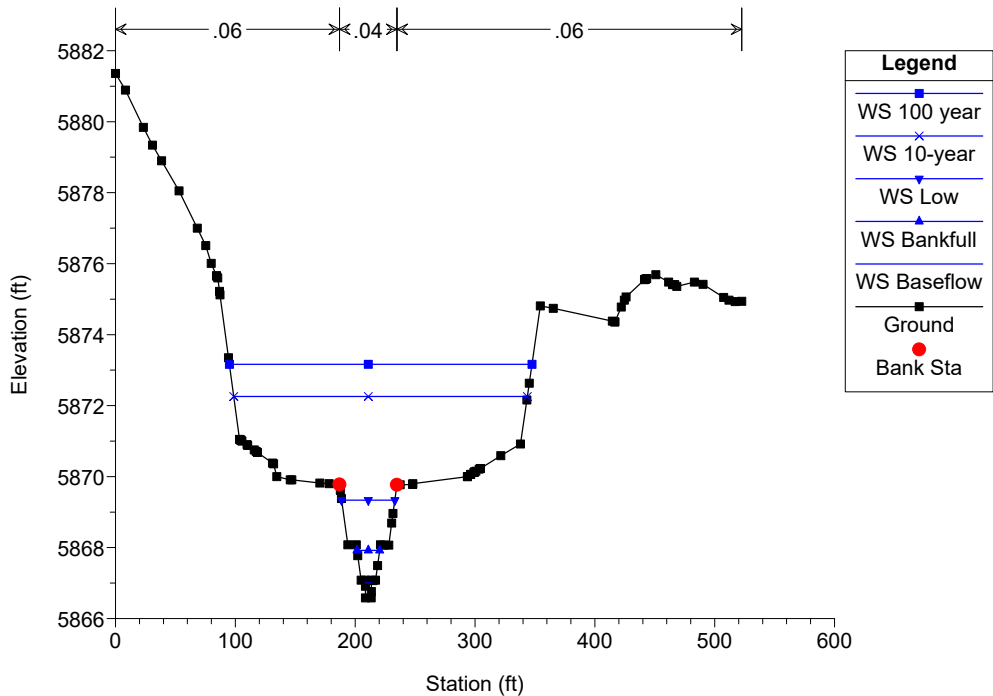
Large Scale Reach models Plan: Plan 04 1/27/2023



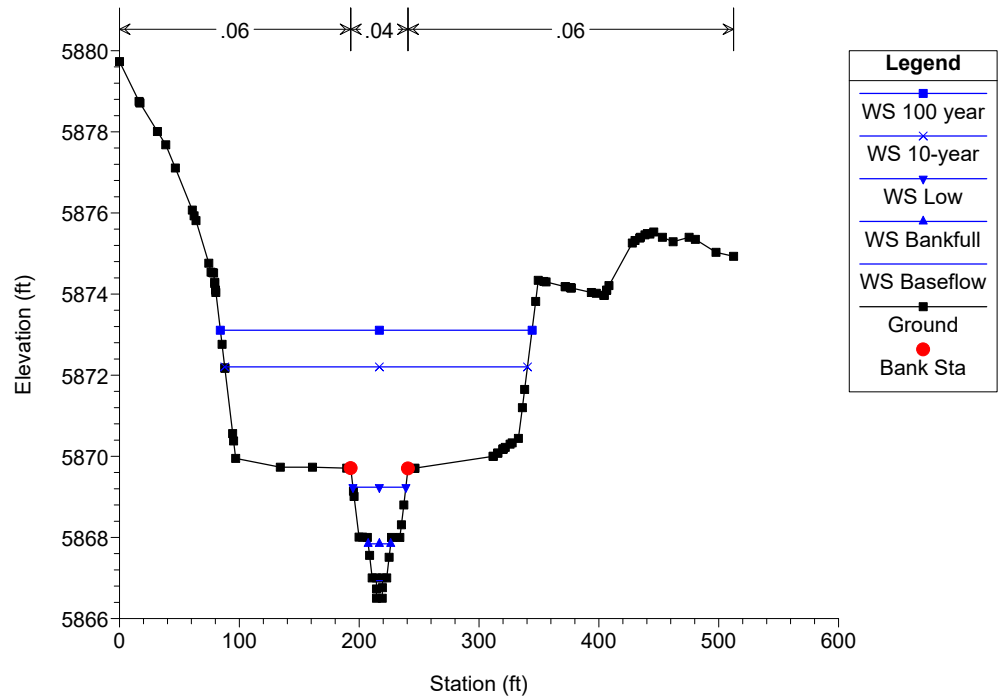
Large Scale Reach models Plan: Plan 04 1/27/2023



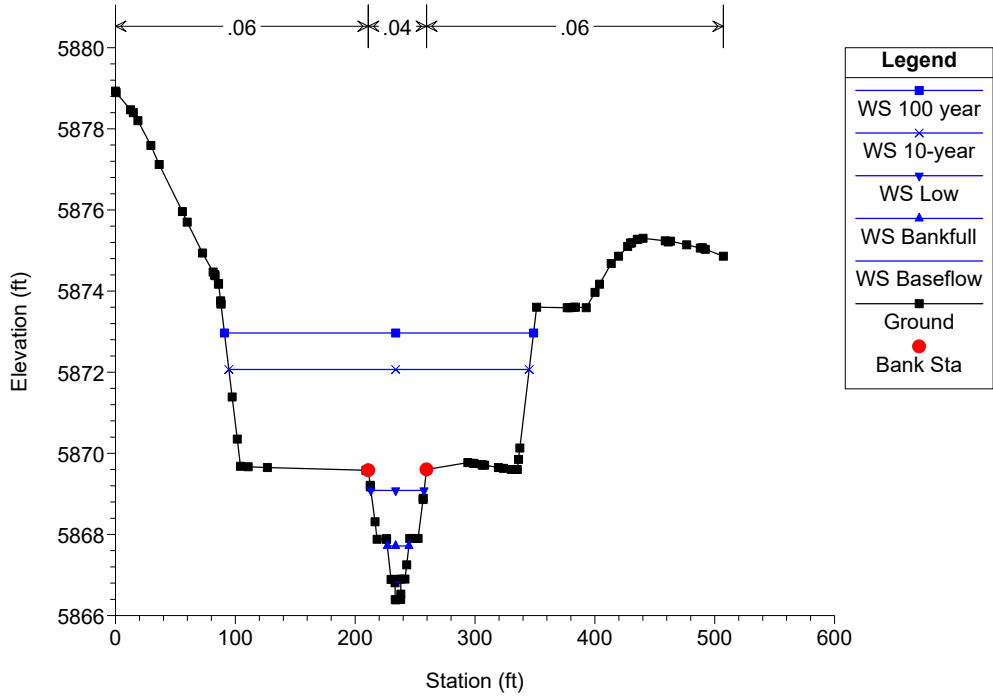
Large Scale Reach models Plan: Plan 04 1/27/2023



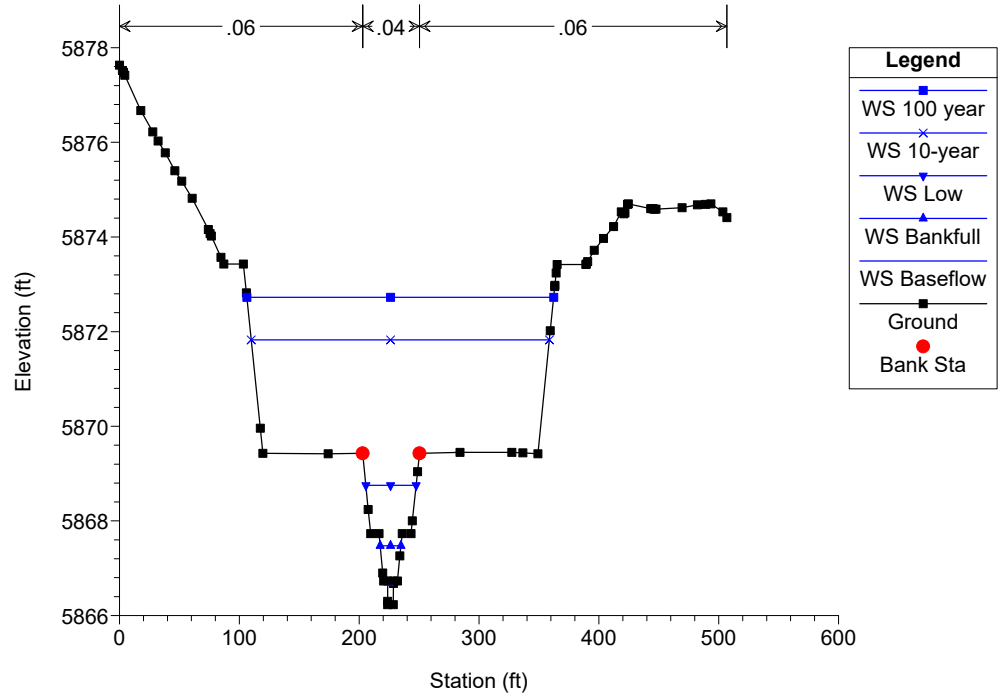
Large Scale Reach models Plan: Plan 04 1/27/2023



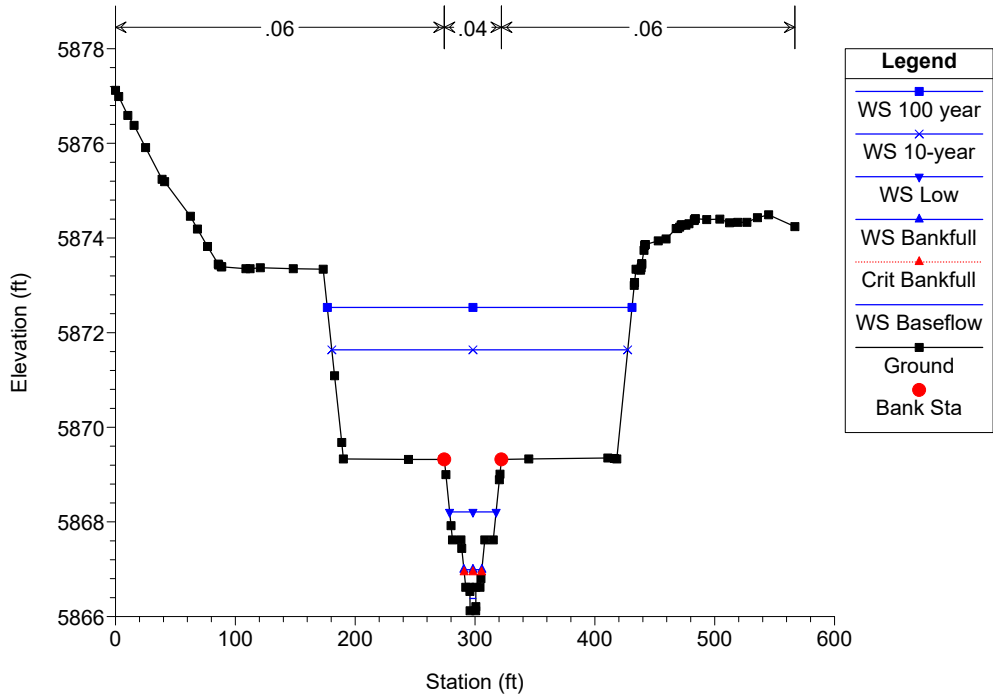
Large Scale Reach models Plan: Plan 04 1/27/2023



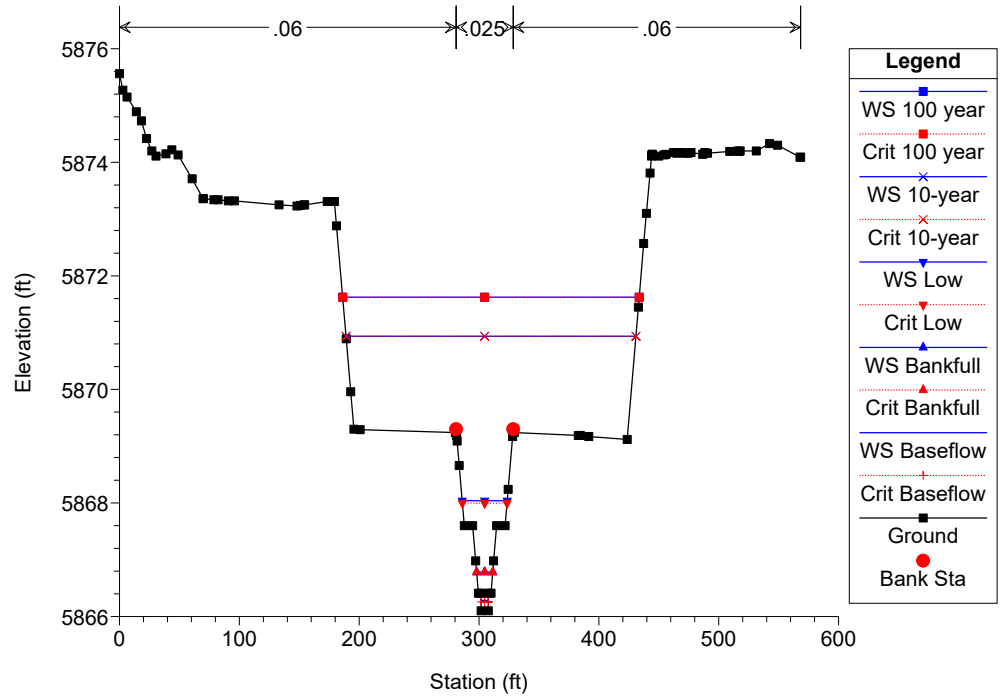
Large Scale Reach models Plan: Plan 04 1/27/2023



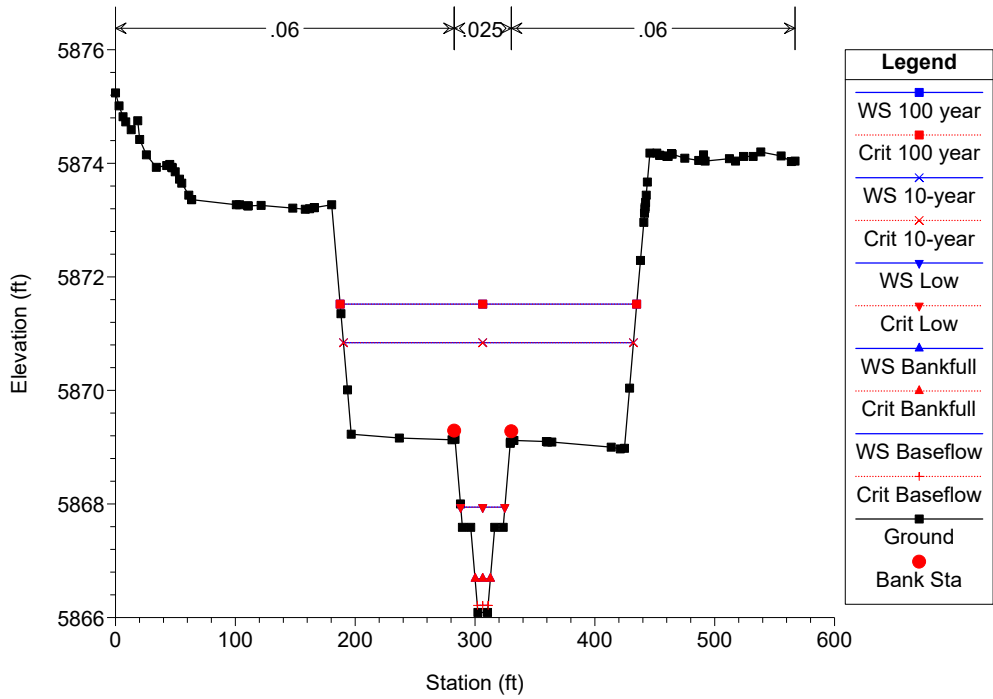
Large Scale Reach models Plan: Plan 04 1/27/2023



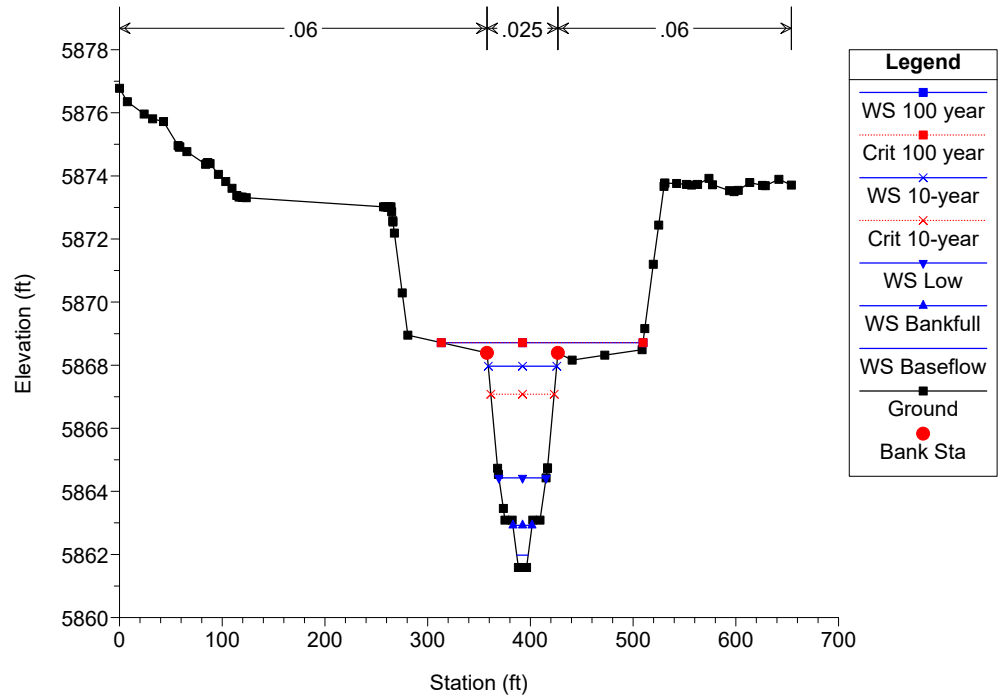
Large Scale Reach models Plan: Plan 04 1/27/2023



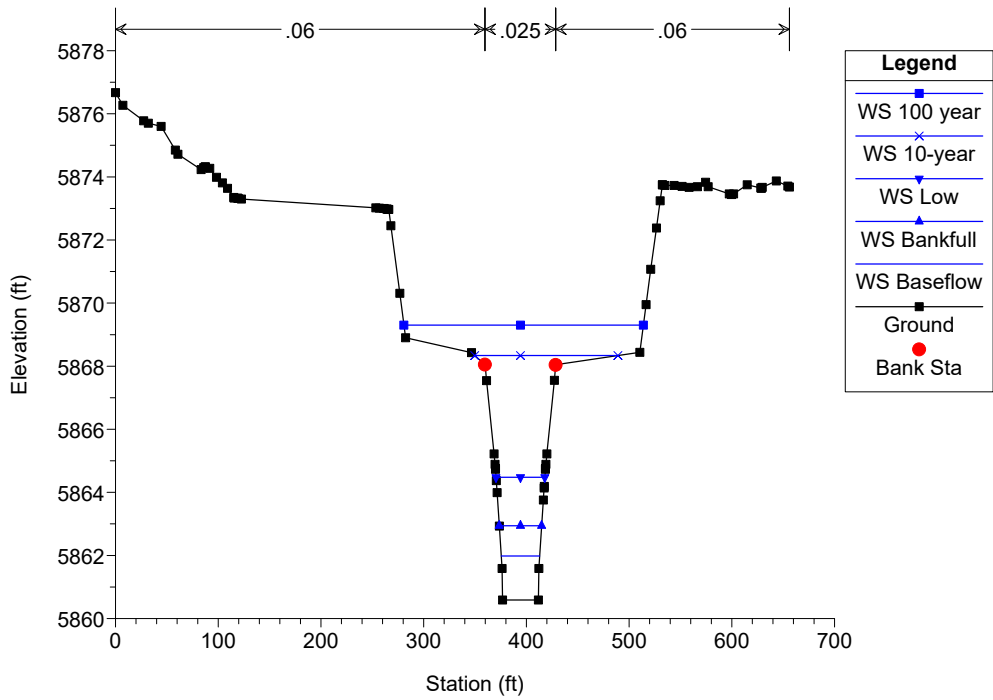
Large Scale Reach models Plan: Plan 04 1/27/2023



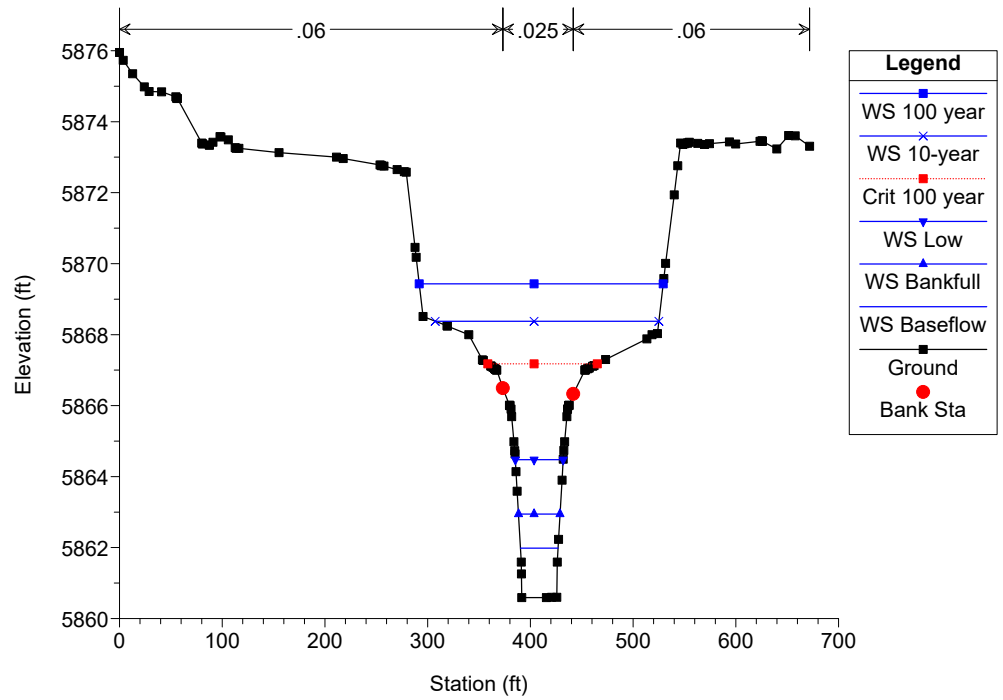
Large Scale Reach models Plan: Plan 04 1/27/2023



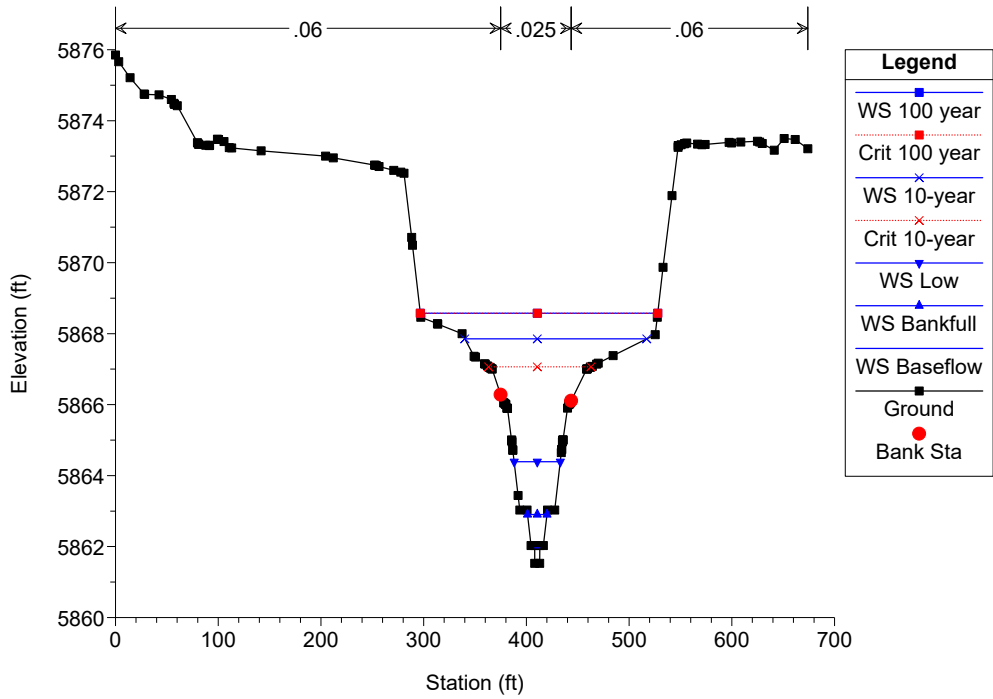
Large Scale Reach models Plan: Plan 04 1/27/2023



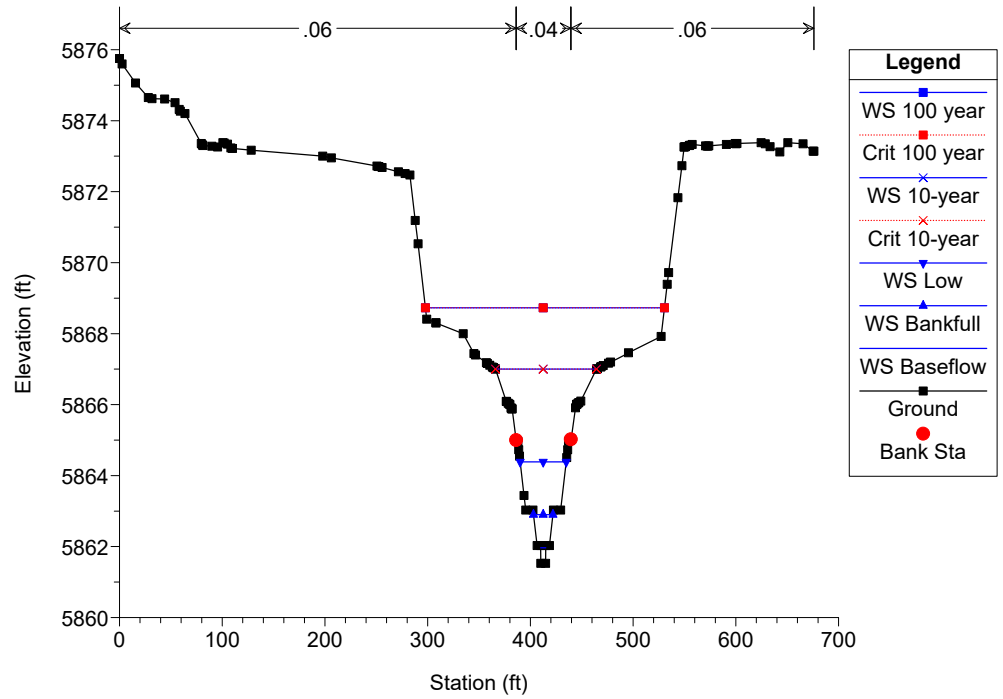
Large Scale Reach models Plan: Plan 04 1/27/2023



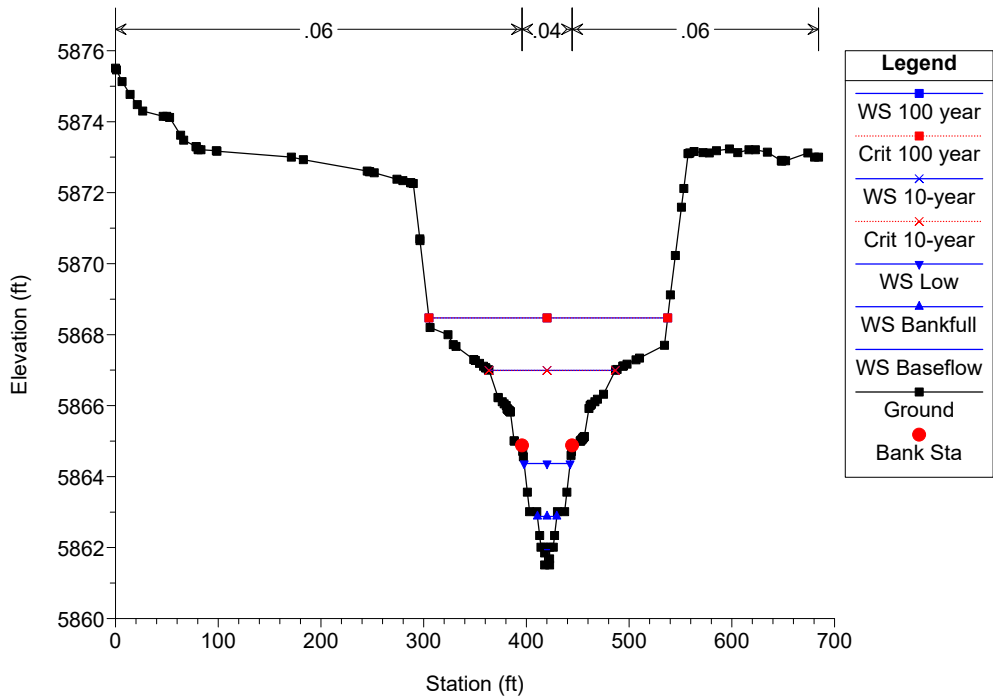
Large Scale Reach models Plan: Plan 04 1/27/2023



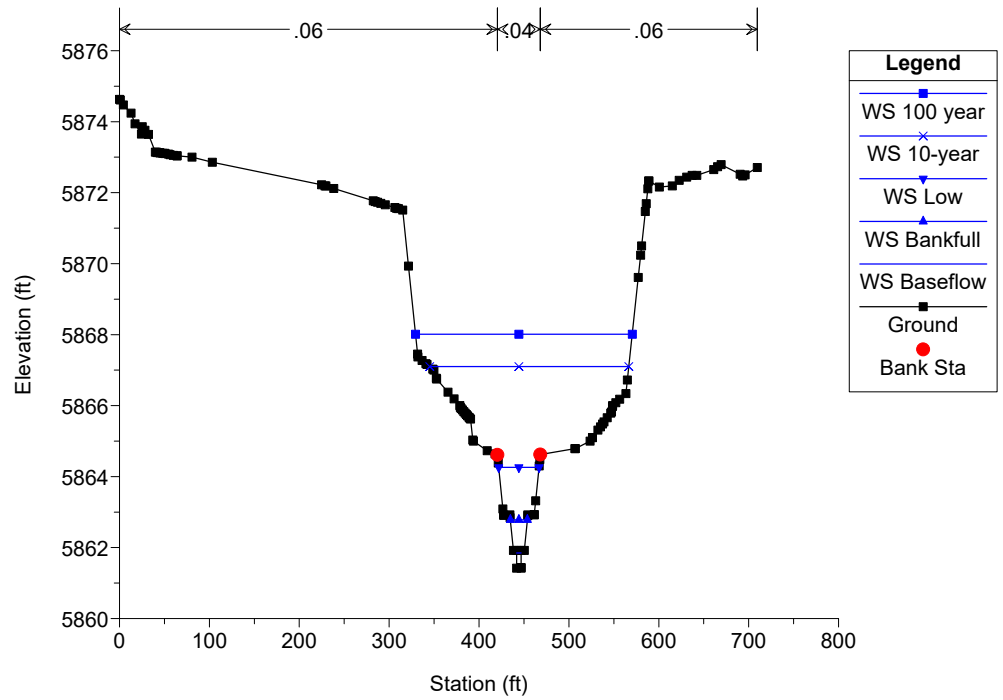
Large Scale Reach models Plan: Plan 04 1/27/2023



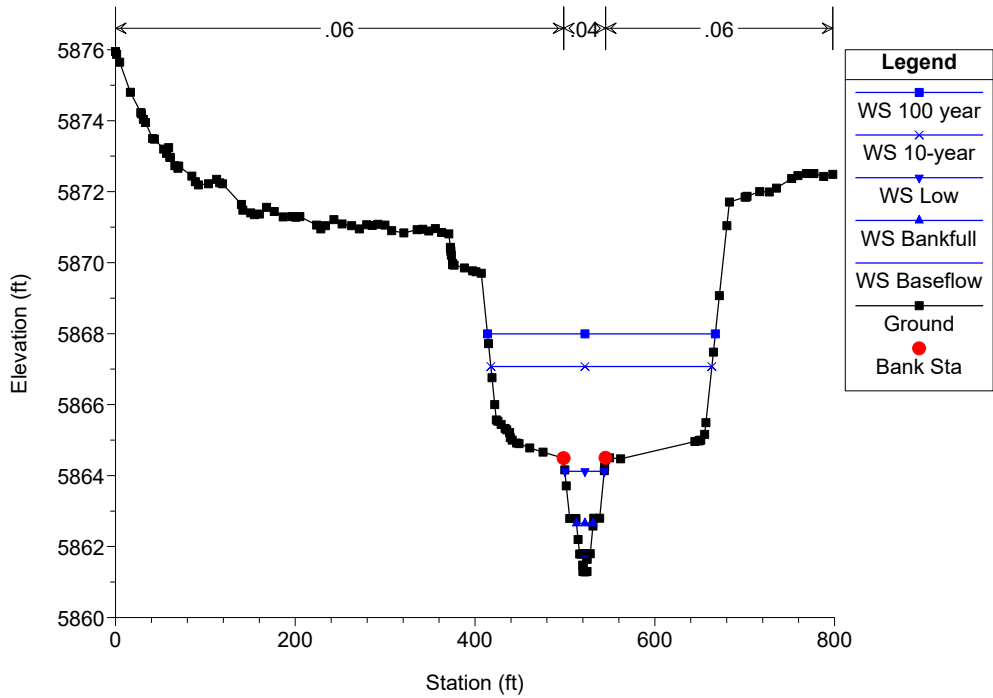
Large Scale Reach models Plan: Plan 04 1/27/2023



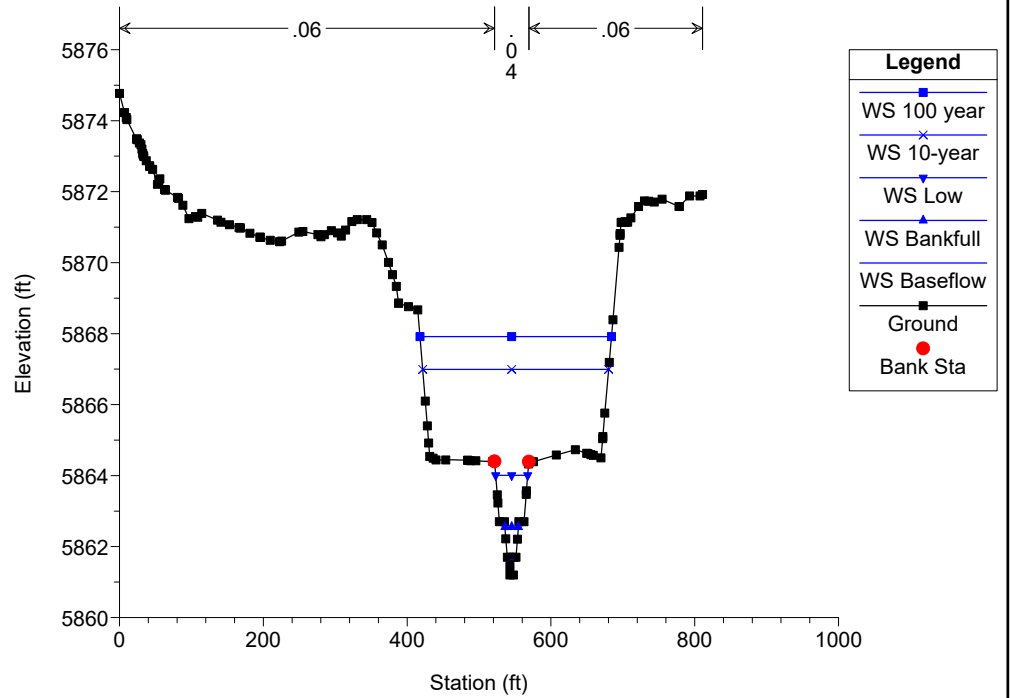
Large Scale Reach models Plan: Plan 04 1/27/2023



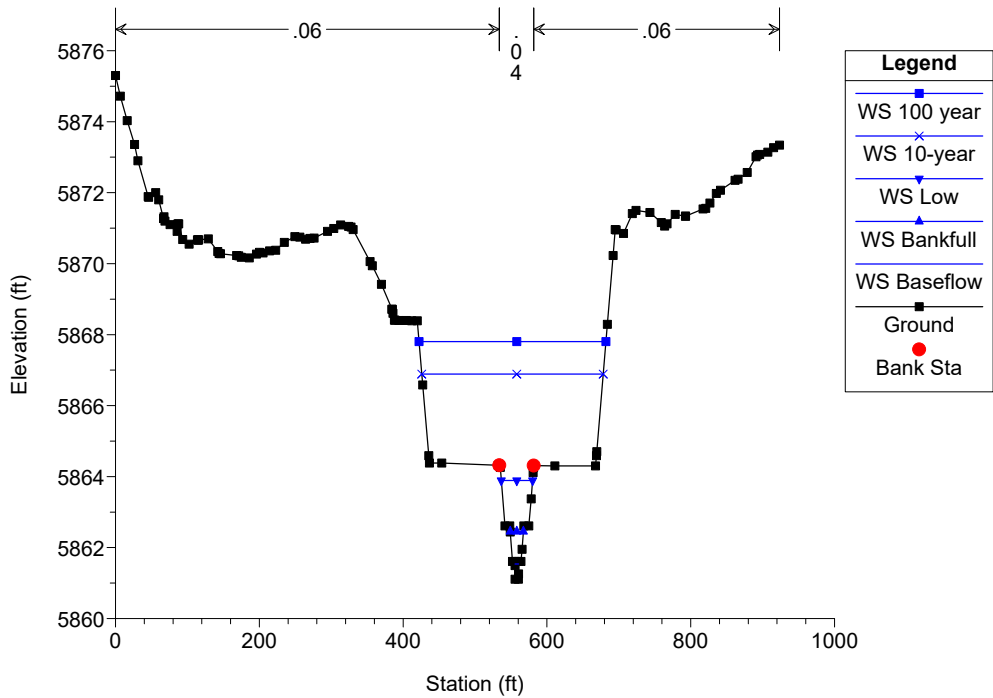
Large Scale Reach models Plan: Plan 04 1/27/2023



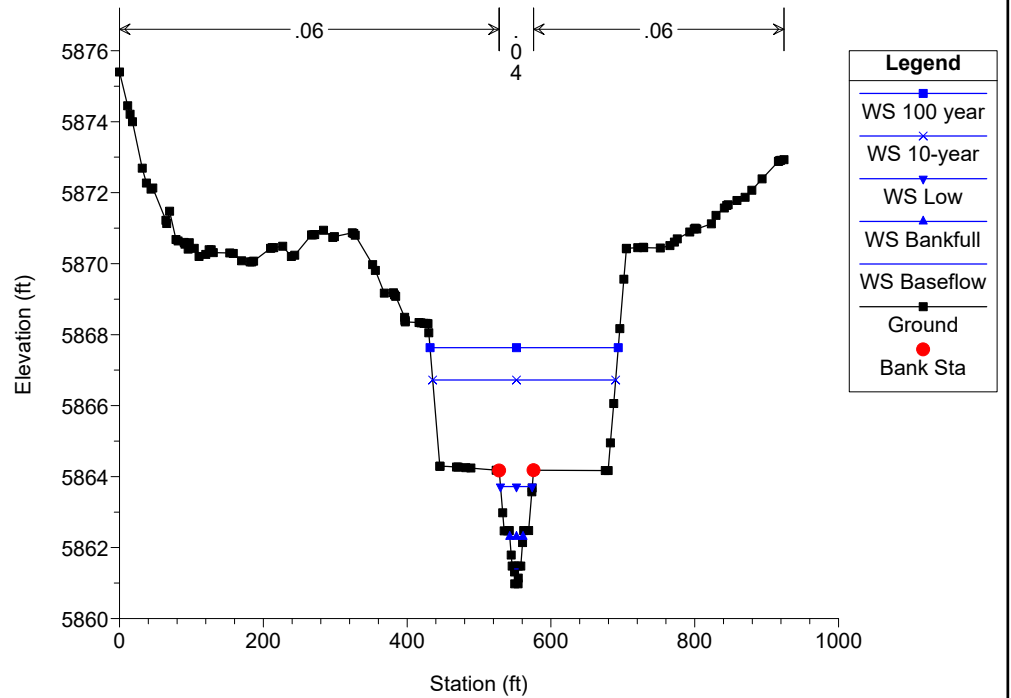
Large Scale Reach models Plan: Plan 04 1/27/2023



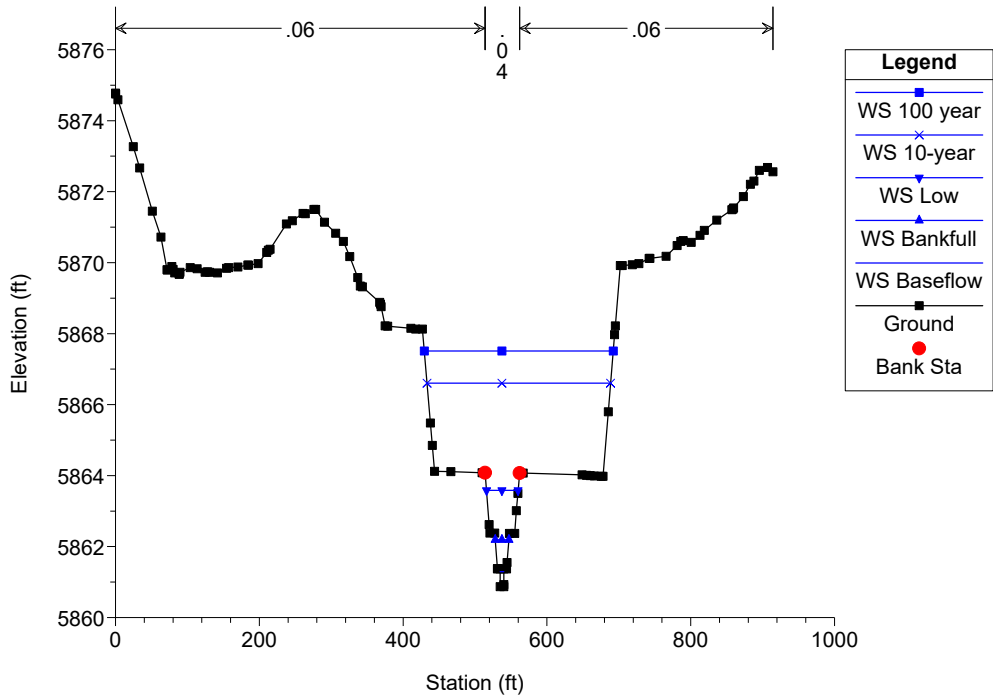
Large Scale Reach models Plan: Plan 04 1/27/2023



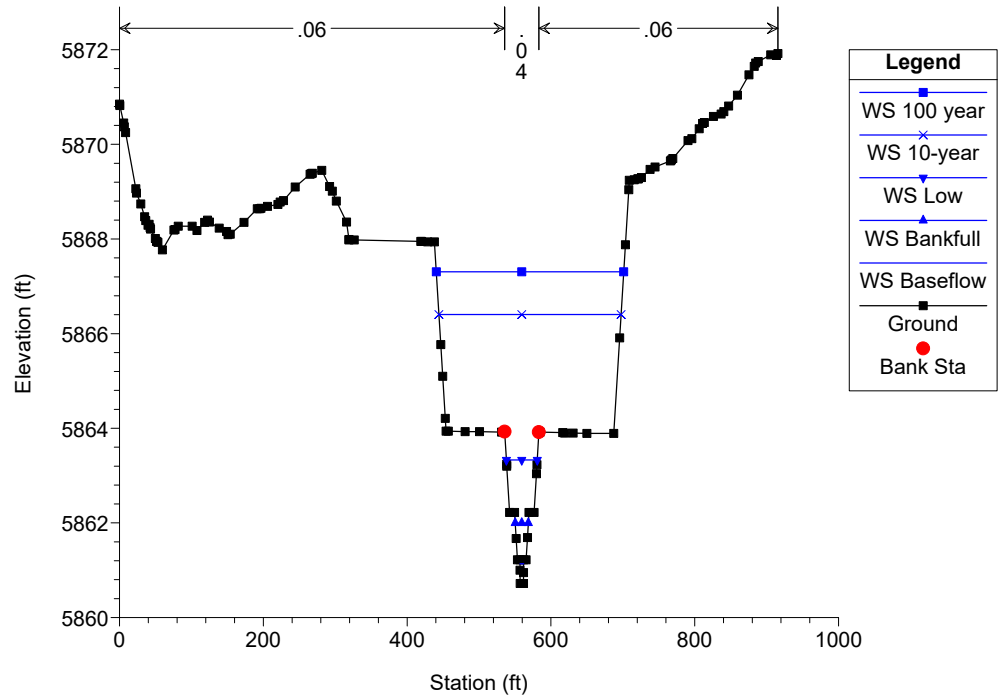
Large Scale Reach models Plan: Plan 04 1/27/2023



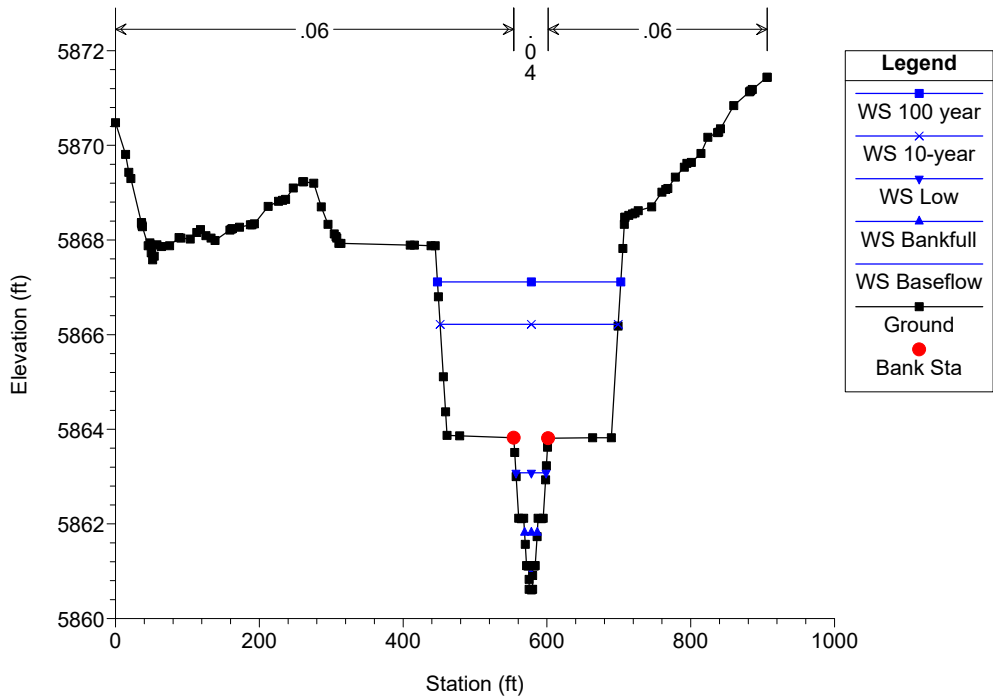
Large Scale Reach models Plan: Plan 04 1/27/2023



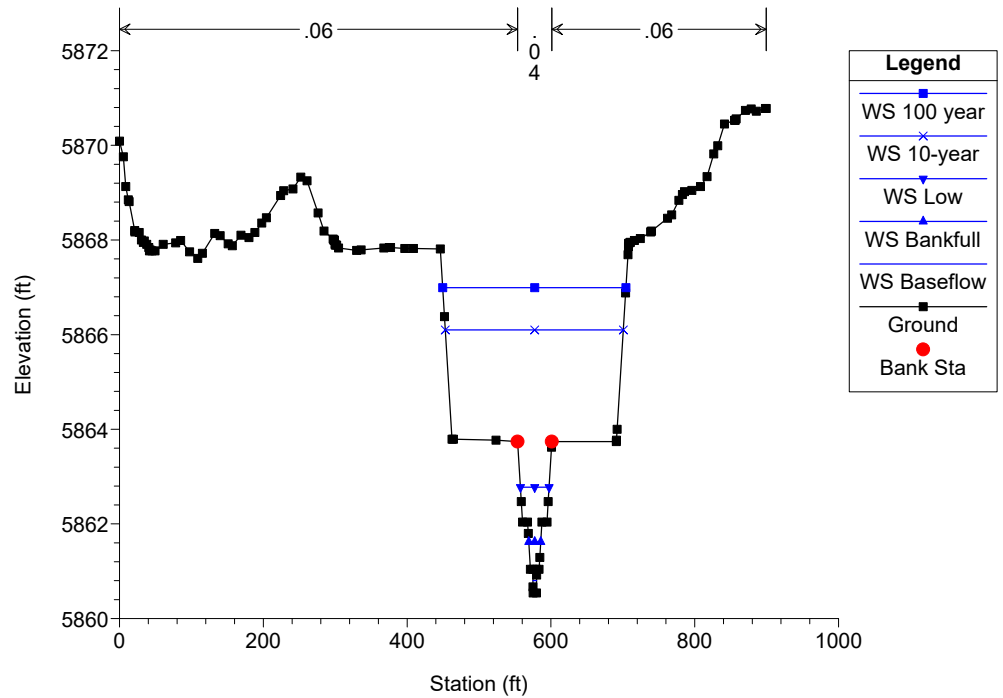
Large Scale Reach models Plan: Plan 04 1/27/2023



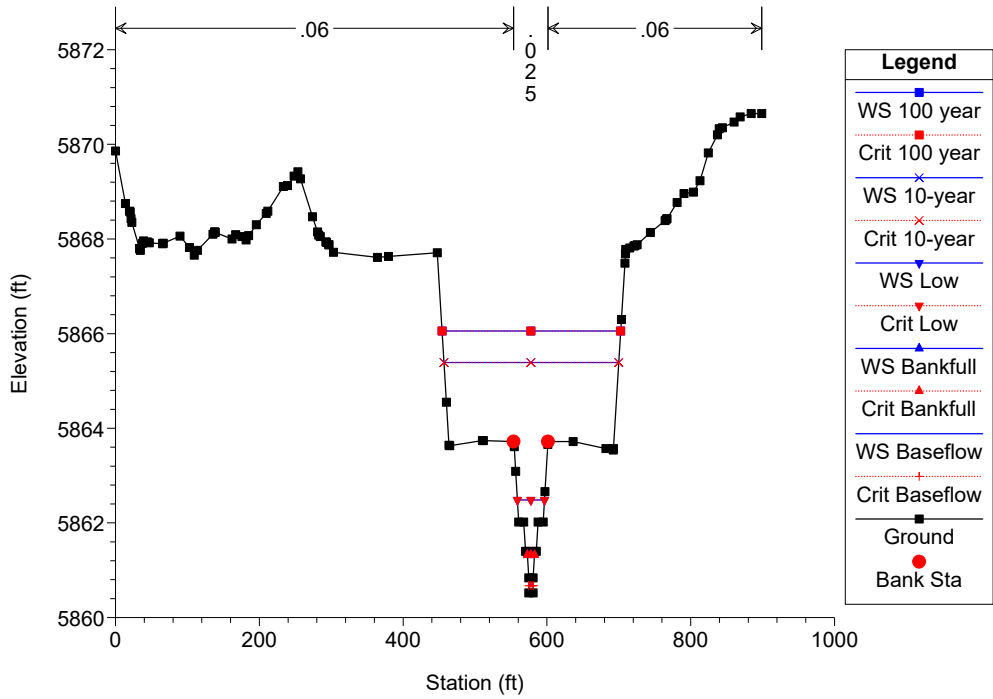
Large Scale Reach models Plan: Plan 04 1/27/2023



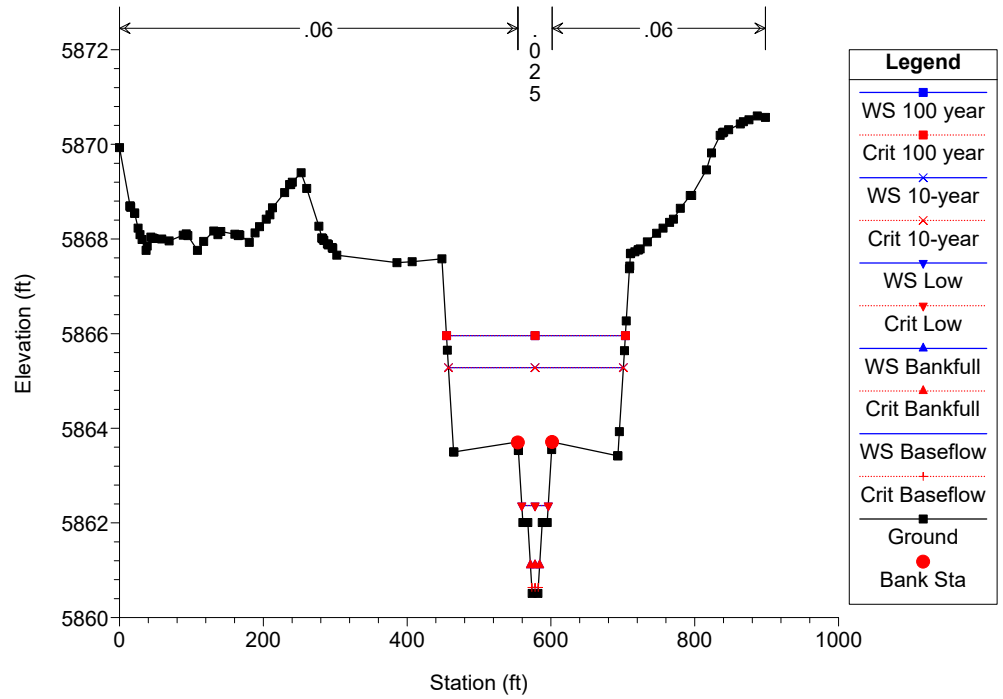
Large Scale Reach models Plan: Plan 04 1/27/2023



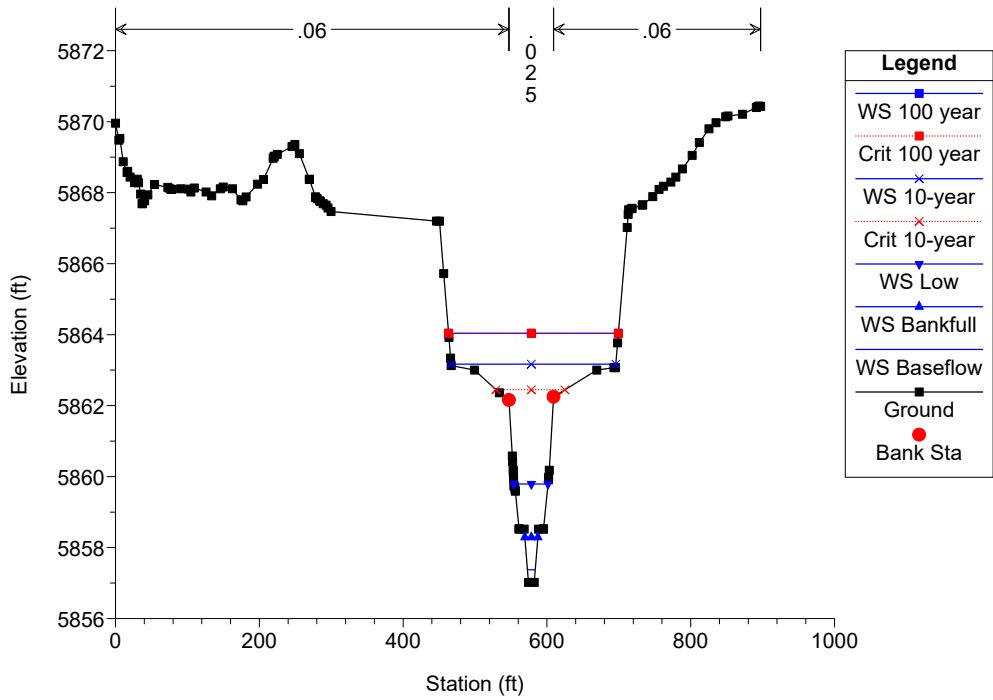
Large Scale Reach models Plan: Plan 04 1/27/2023



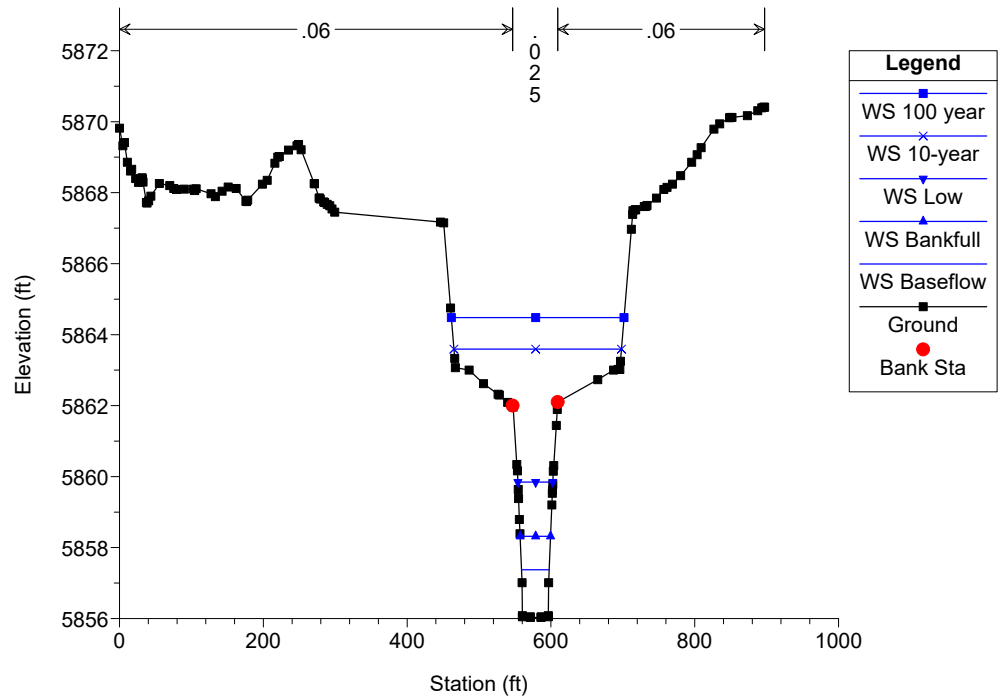
Large Scale Reach models Plan: Plan 04 1/27/2023



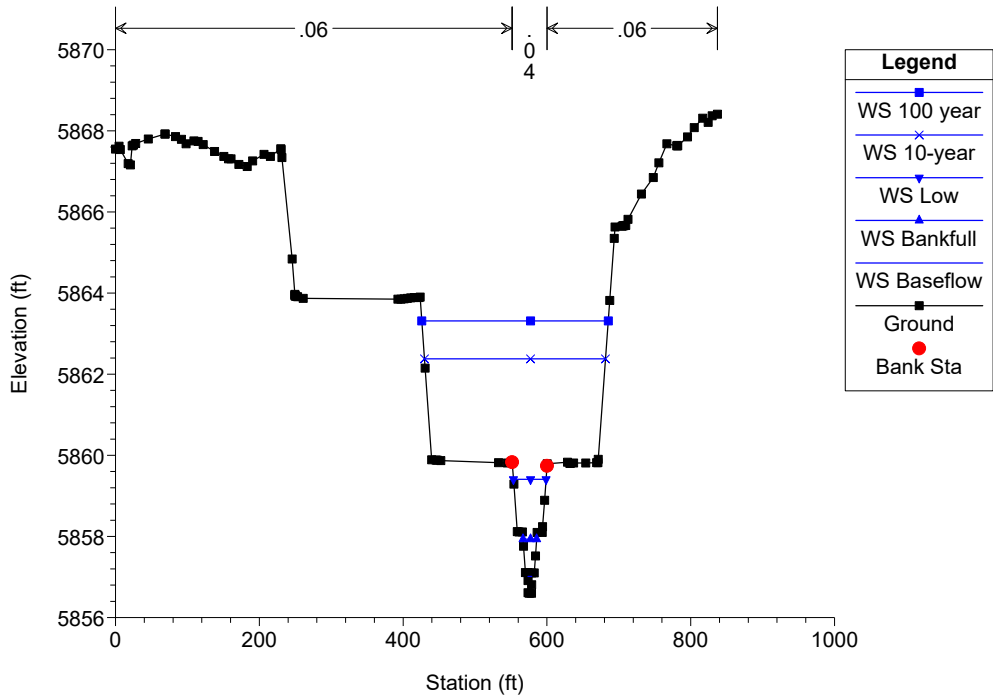
Large Scale Reach models Plan: Plan 04 1/27/2023



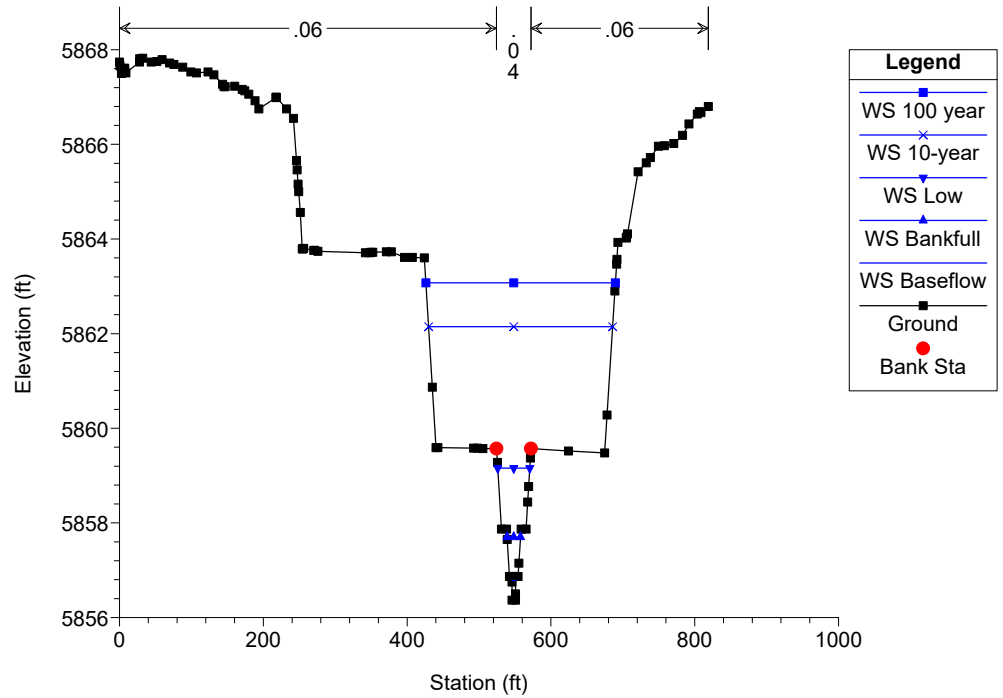
Large Scale Reach models Plan: Plan 04 1/27/2023



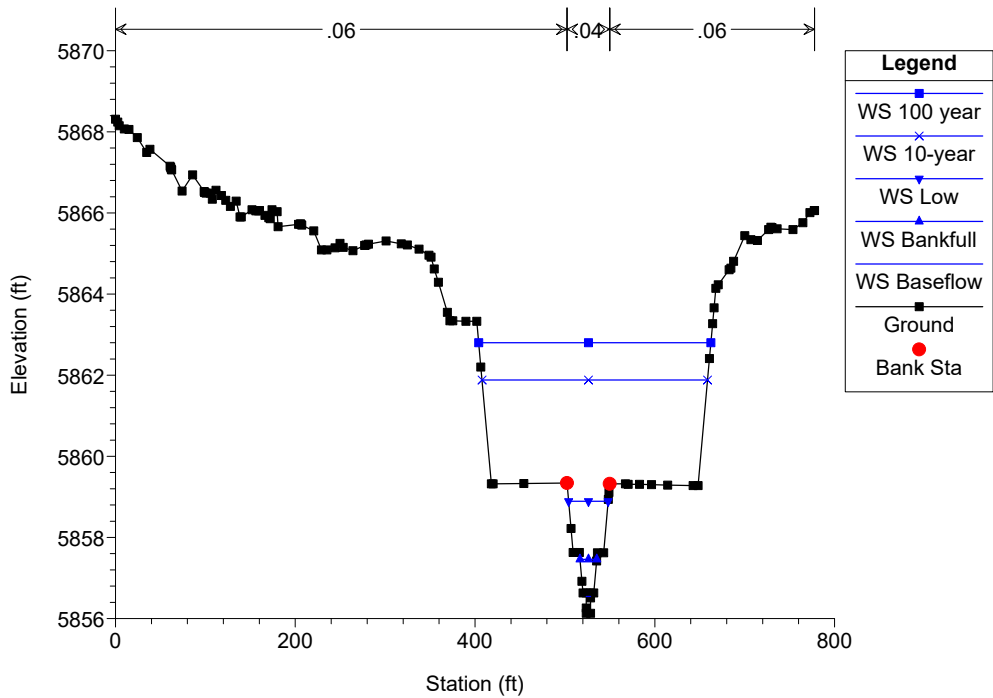
Large Scale Reach models Plan: Plan 04 1/27/2023



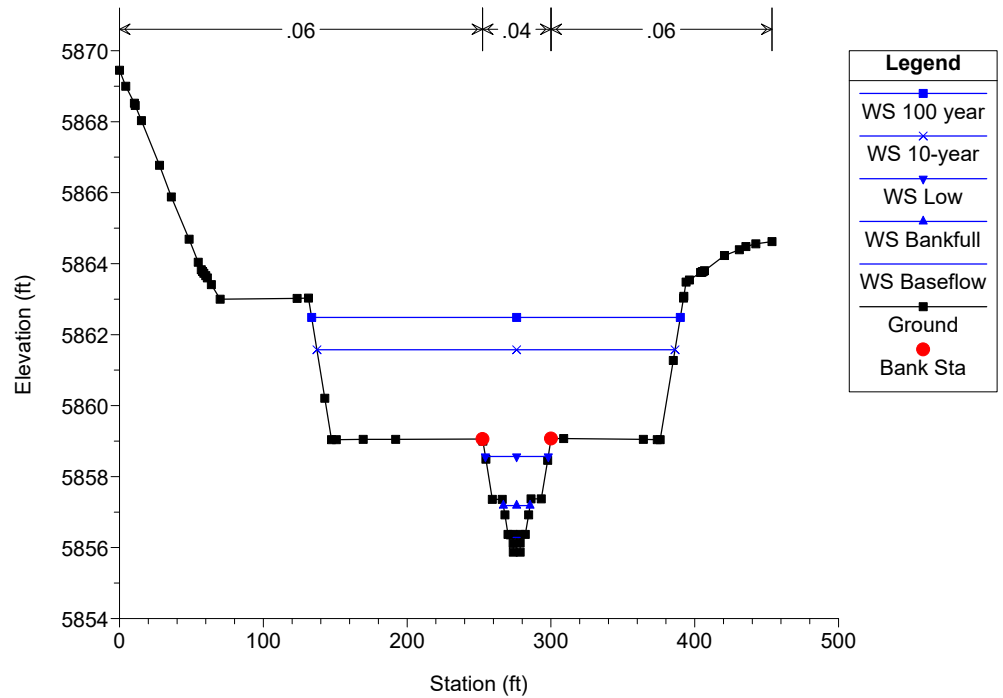
Large Scale Reach models Plan: Plan 04 1/27/2023



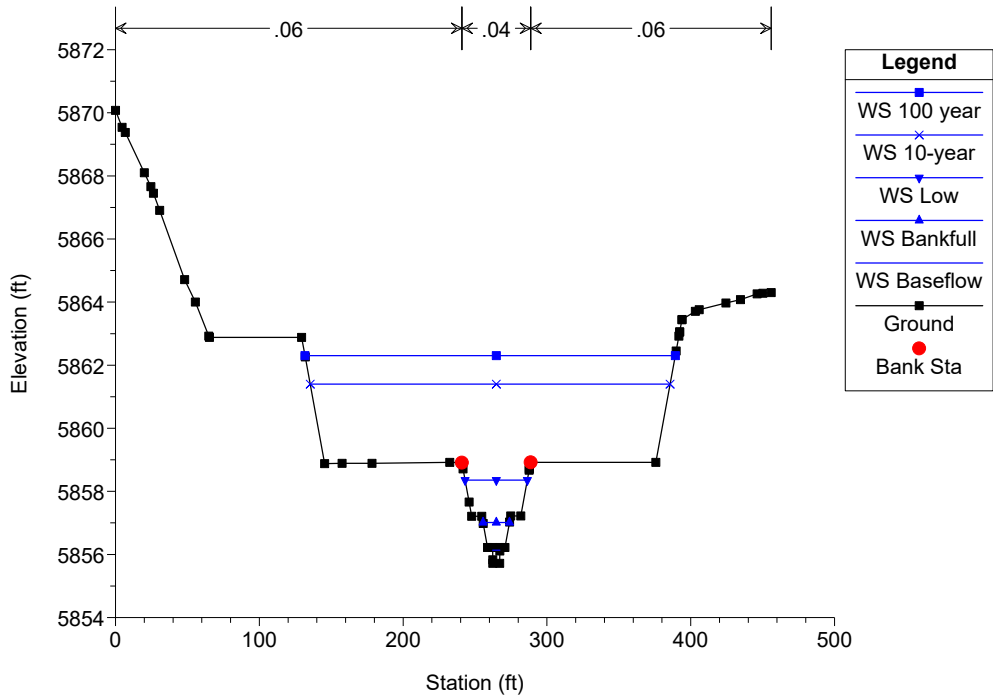
Large Scale Reach models Plan: Plan 04 1/27/2023



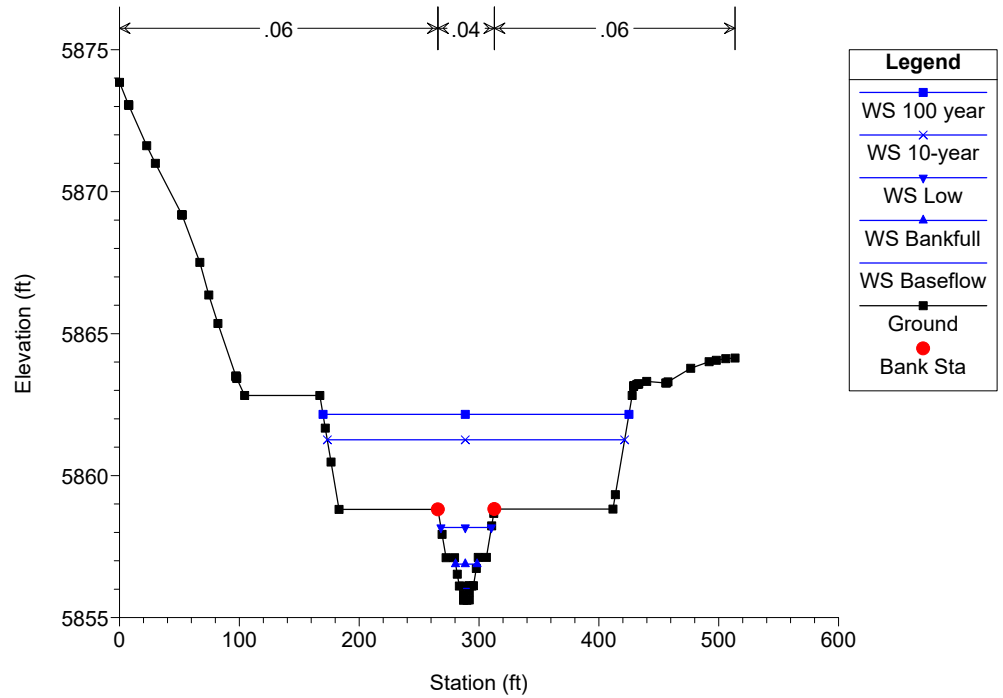
Large Scale Reach models Plan: Plan 04 1/27/2023



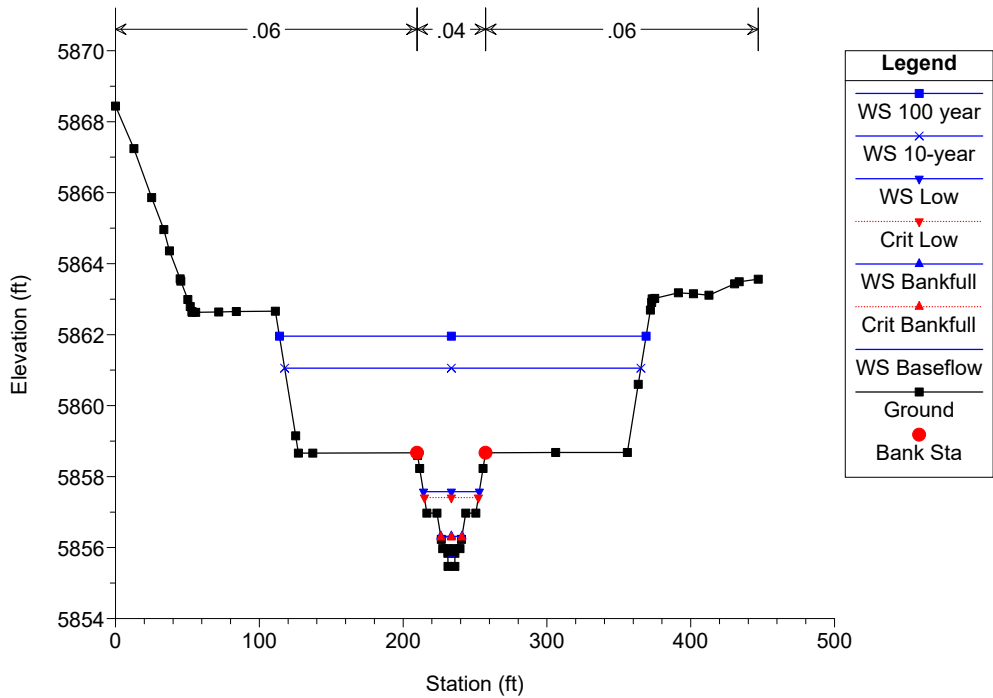
Large Scale Reach models Plan: Plan 04 1/27/2023



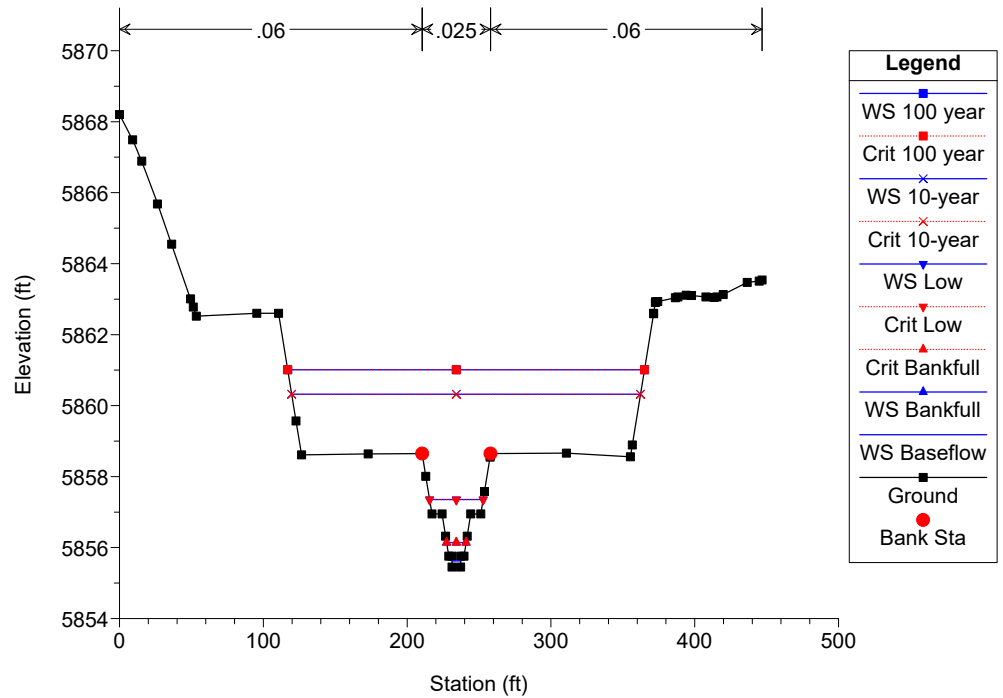
Large Scale Reach models Plan: Plan 04 1/27/2023



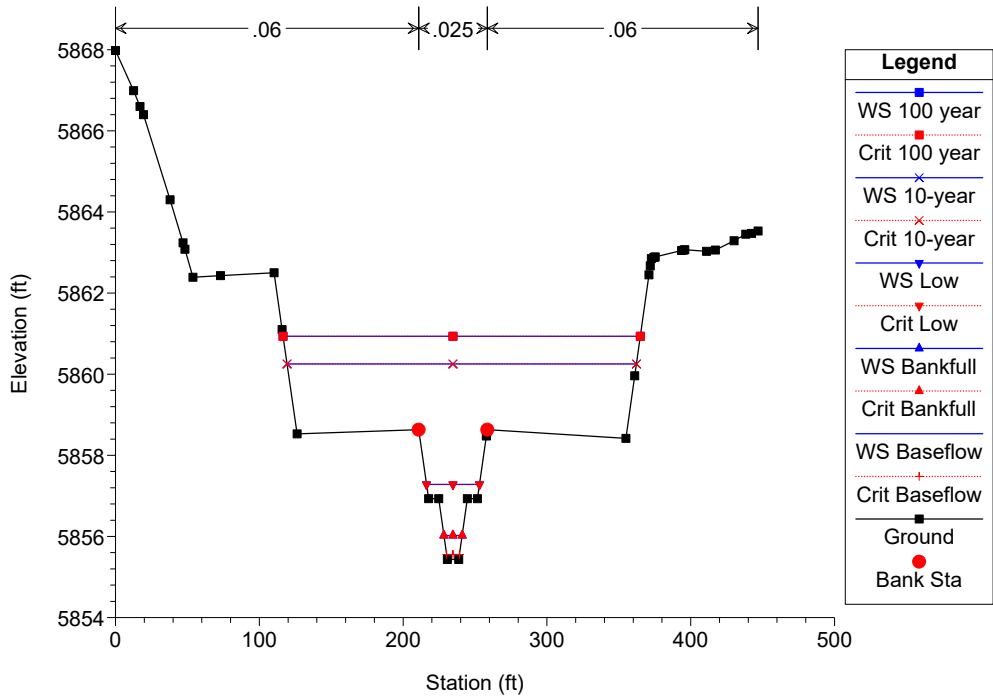
Large Scale Reach models Plan: Plan 04 1/27/2023



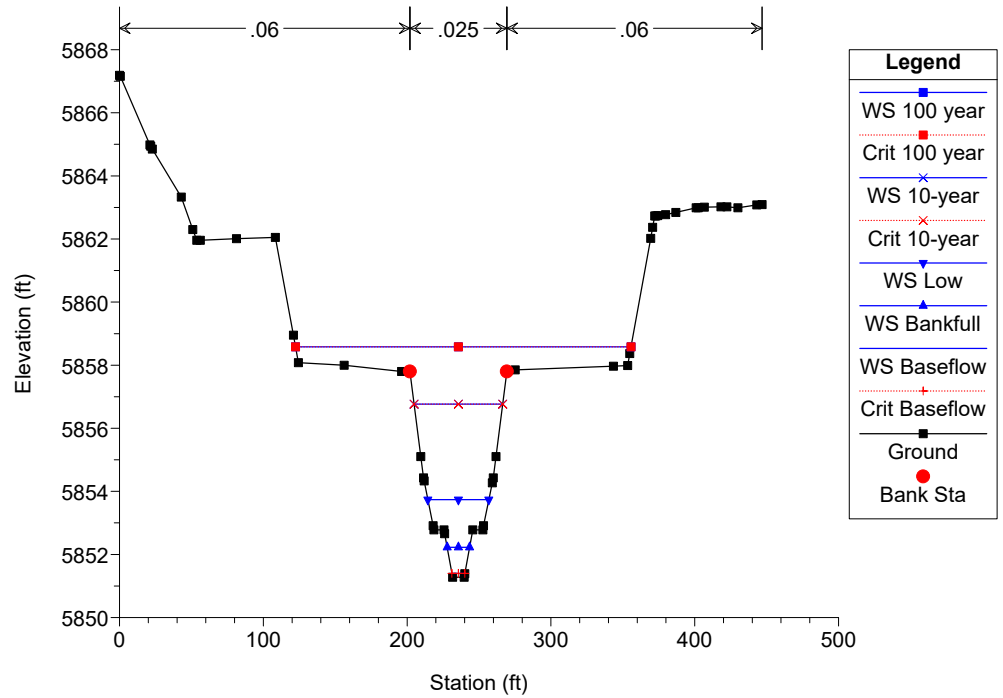
Large Scale Reach models Plan: Plan 04 1/27/2023



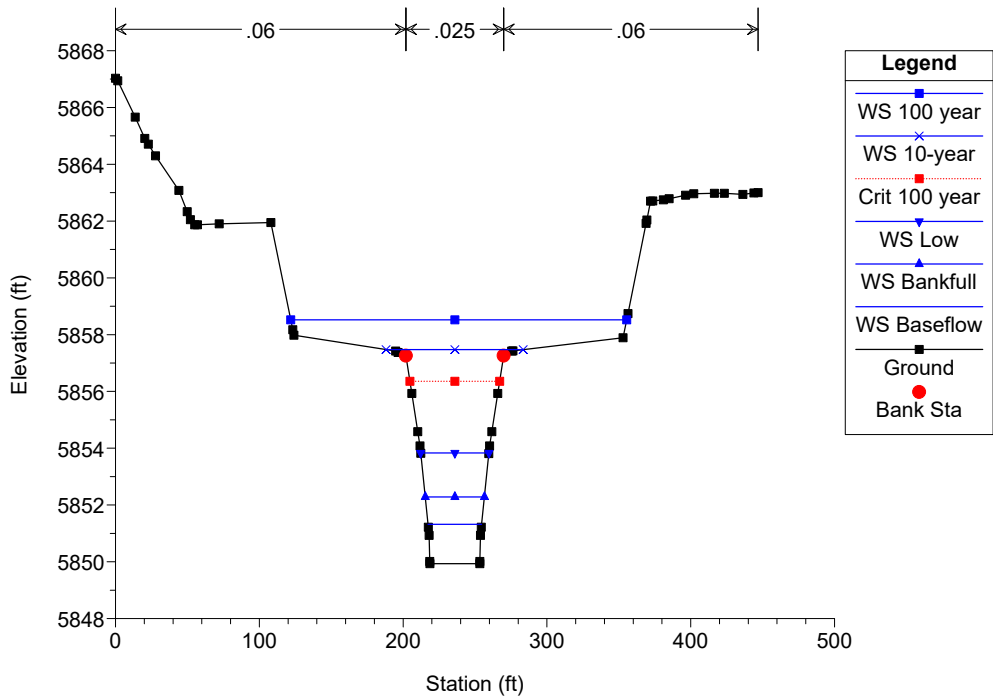
Large Scale Reach models Plan: Plan 04 1/27/2023



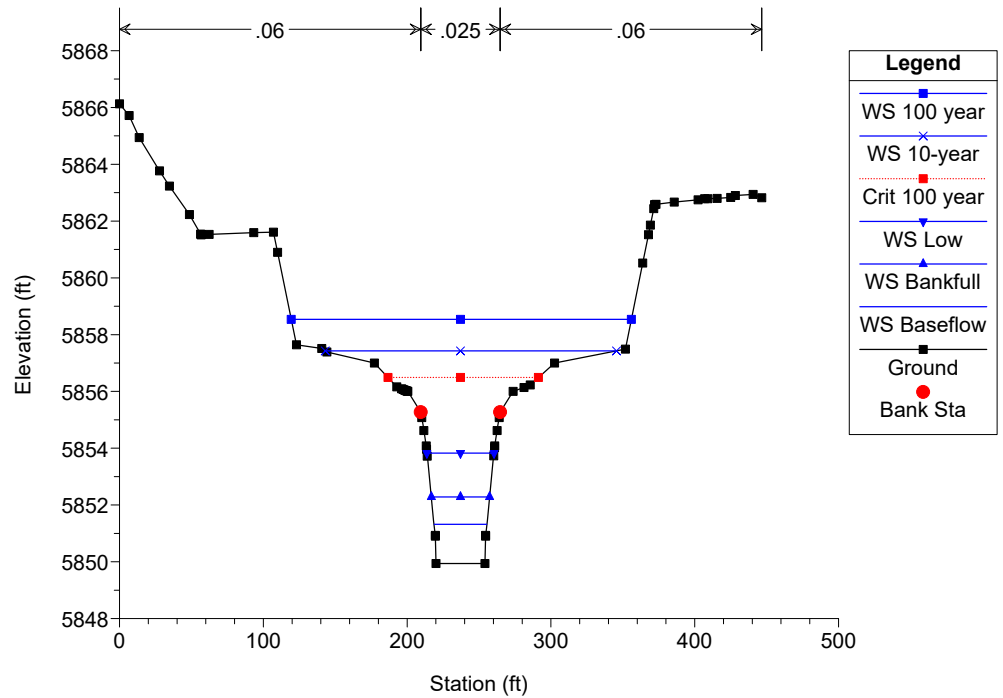
Large Scale Reach models Plan: Plan 04 1/27/2023



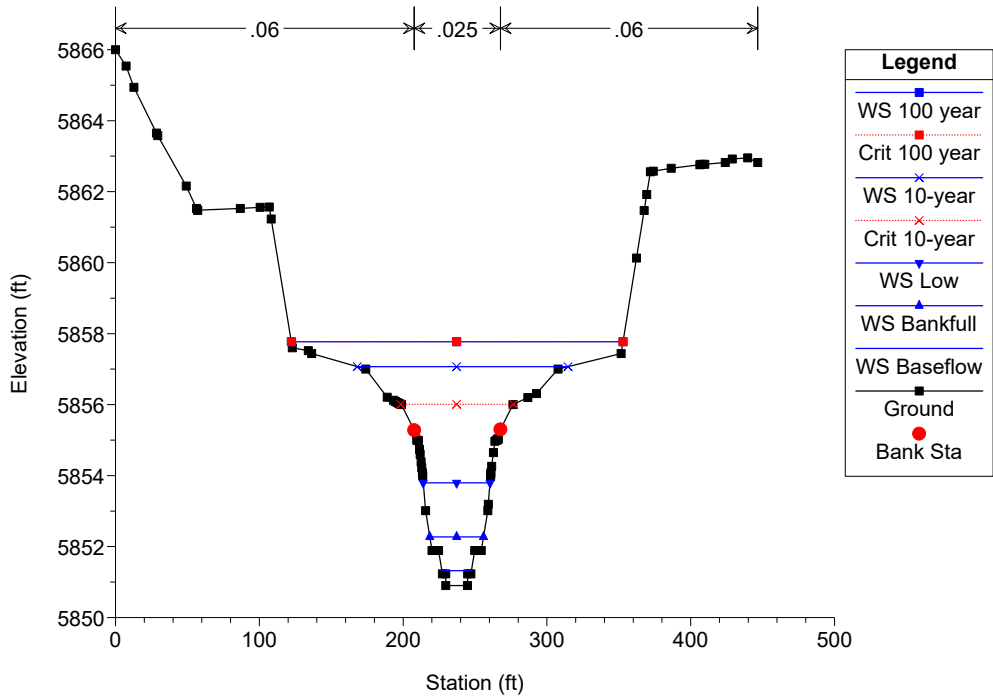
Large Scale Reach models Plan: Plan 04 1/27/2023



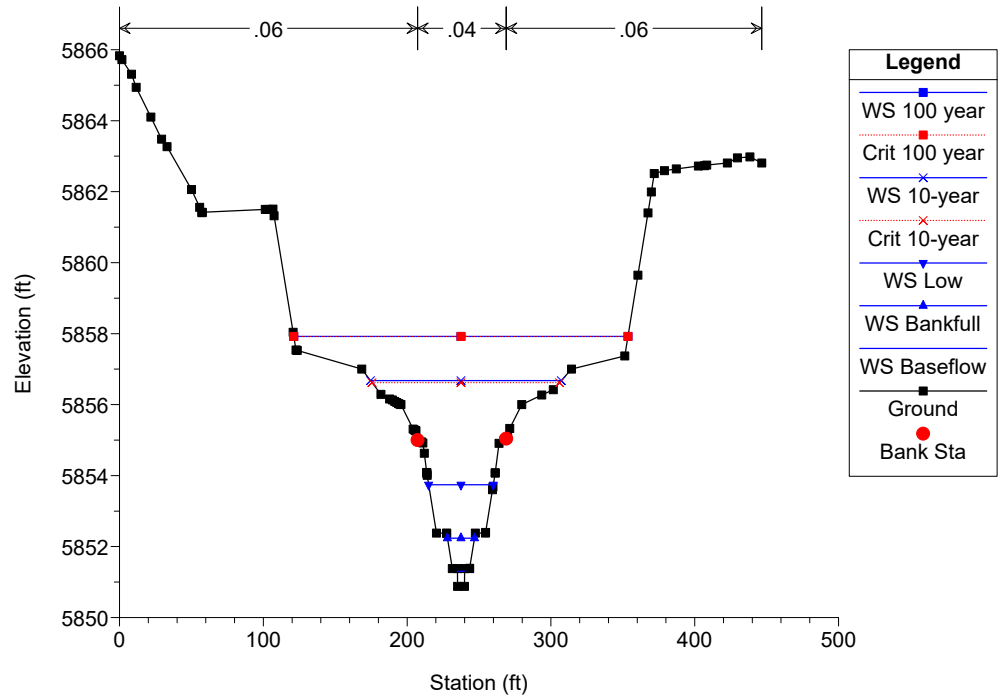
Large Scale Reach models Plan: Plan 04 1/27/2023



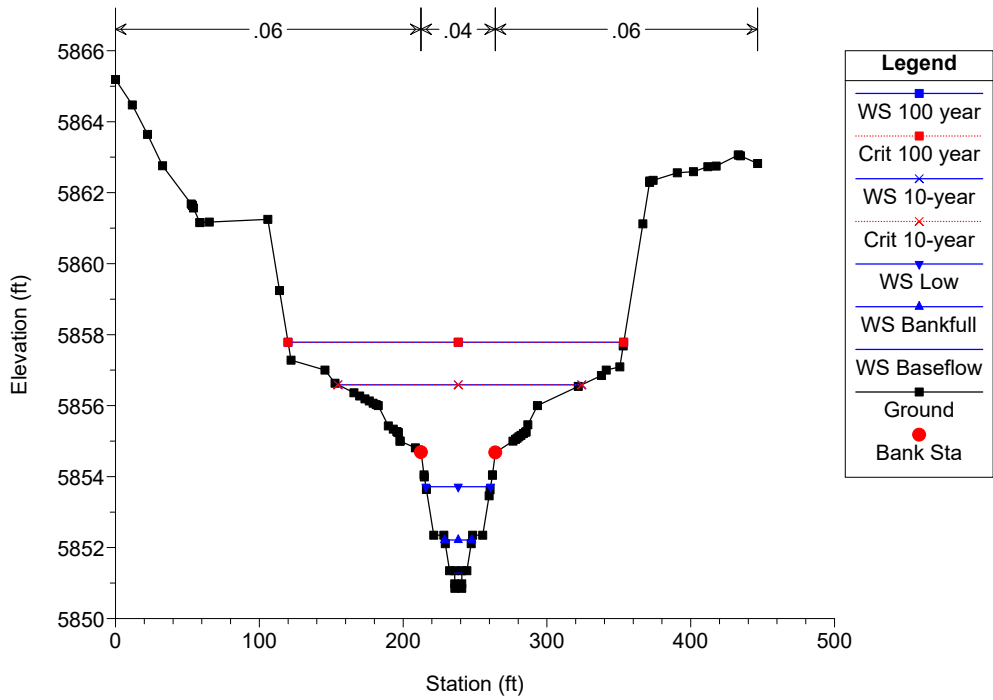
Large Scale Reach models Plan: Plan 04 1/27/2023



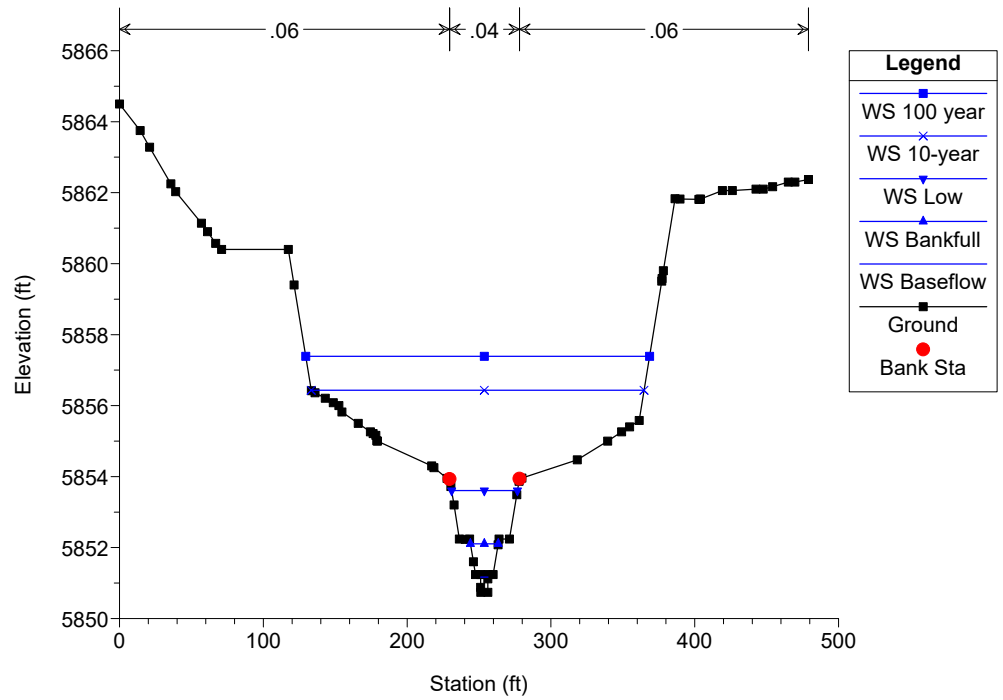
Large Scale Reach models Plan: Plan 04 1/27/2023



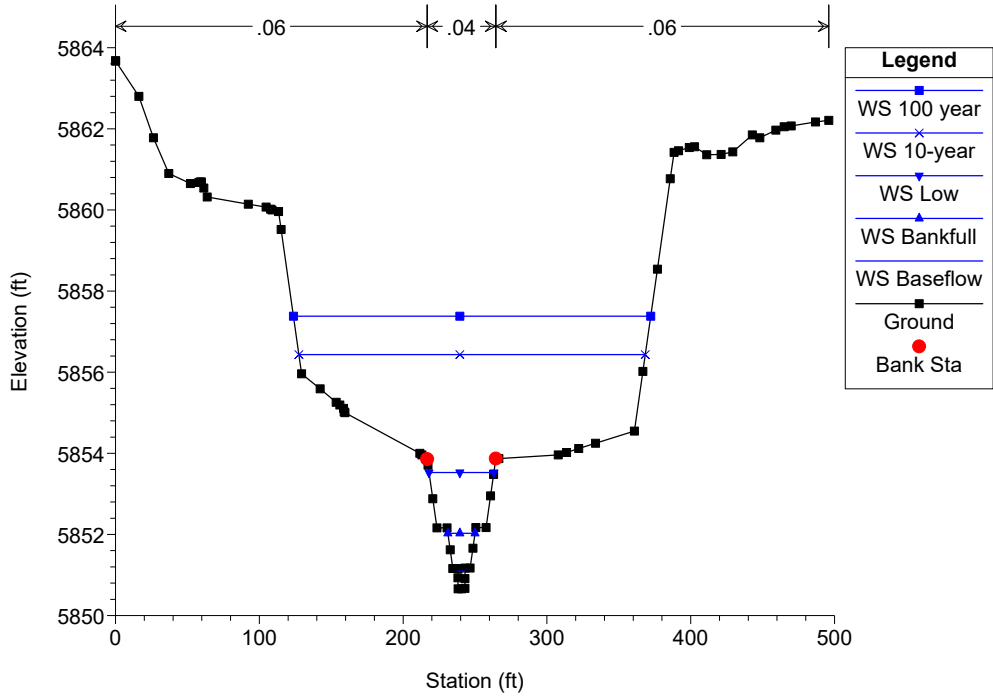
Large Scale Reach models Plan: Plan 04 1/27/2023



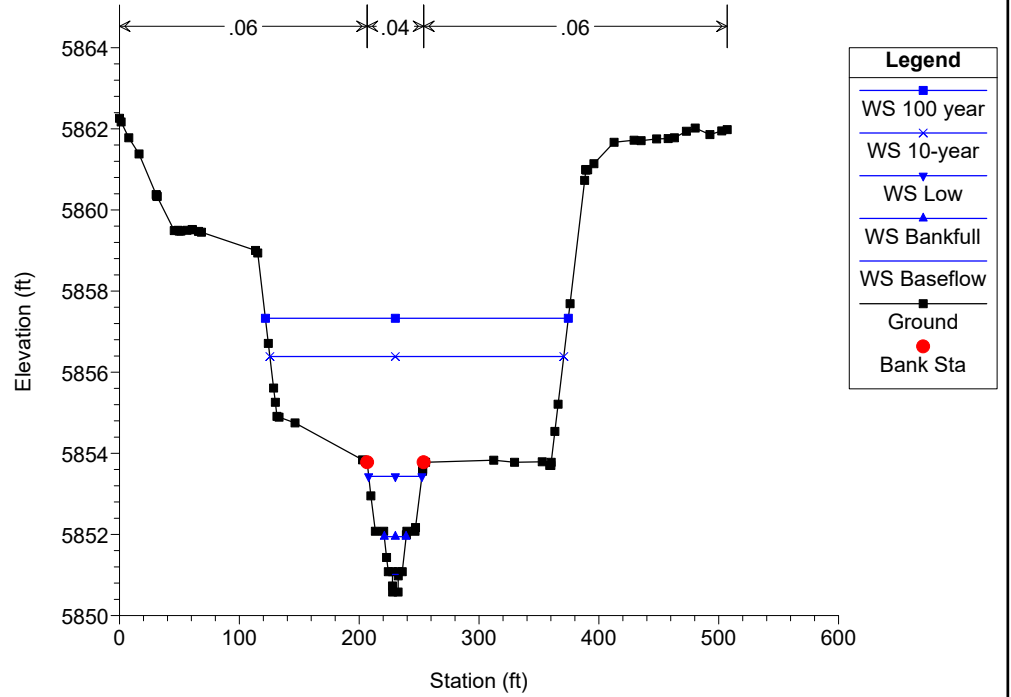
Large Scale Reach models Plan: Plan 04 1/27/2023



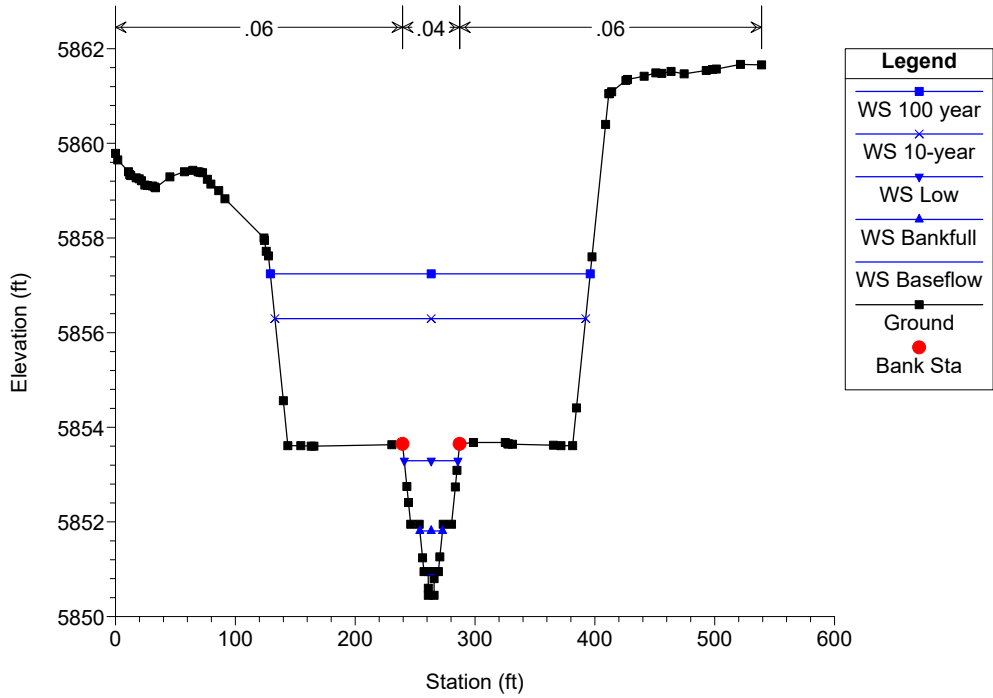
Large Scale Reach models Plan: Plan 04 1/27/2023



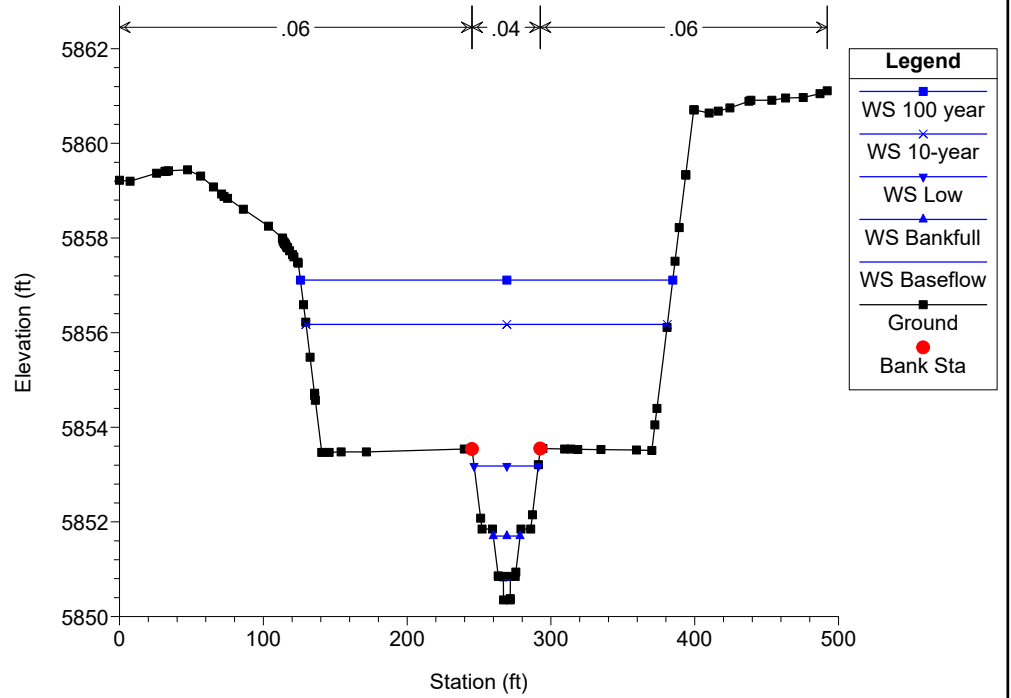
Large Scale Reach models Plan: Plan 04 1/27/2023



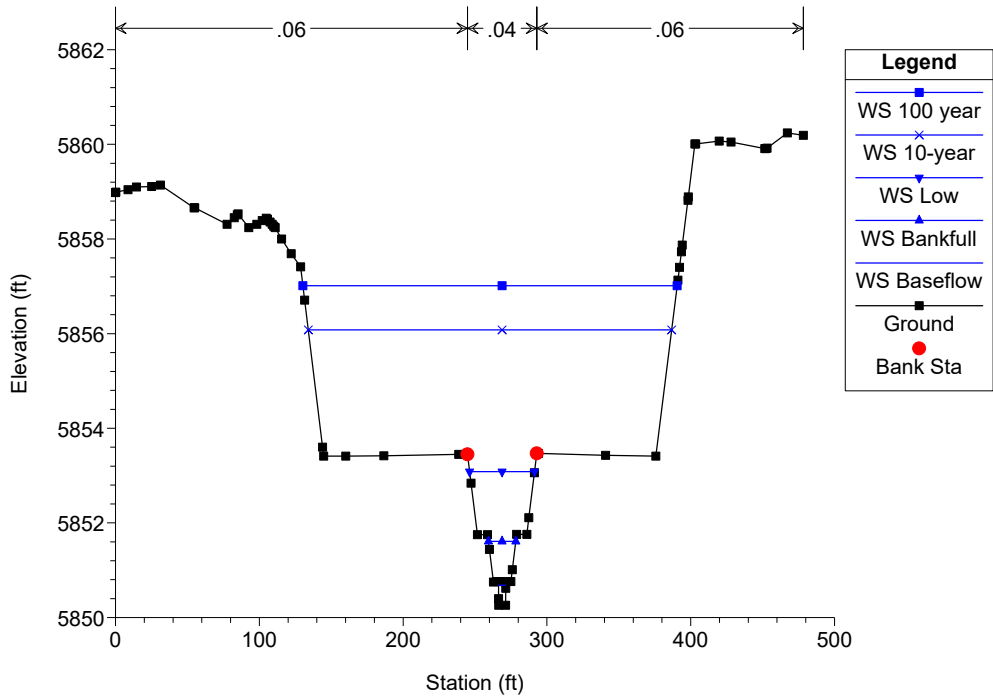
Large Scale Reach models Plan: Plan 04 1/27/2023



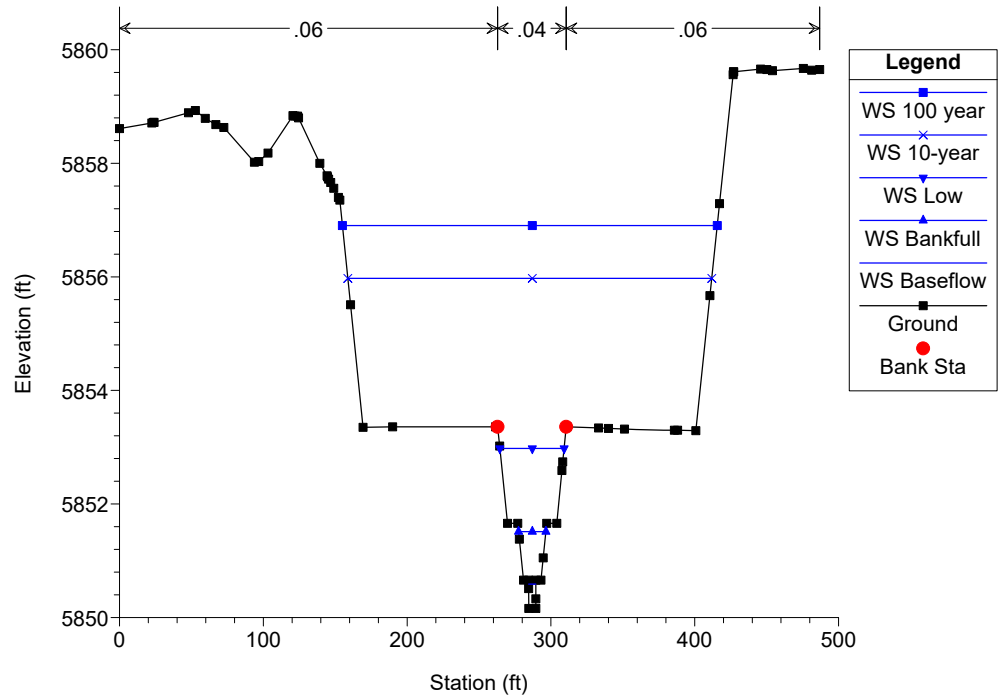
Large Scale Reach models Plan: Plan 04 1/27/2023



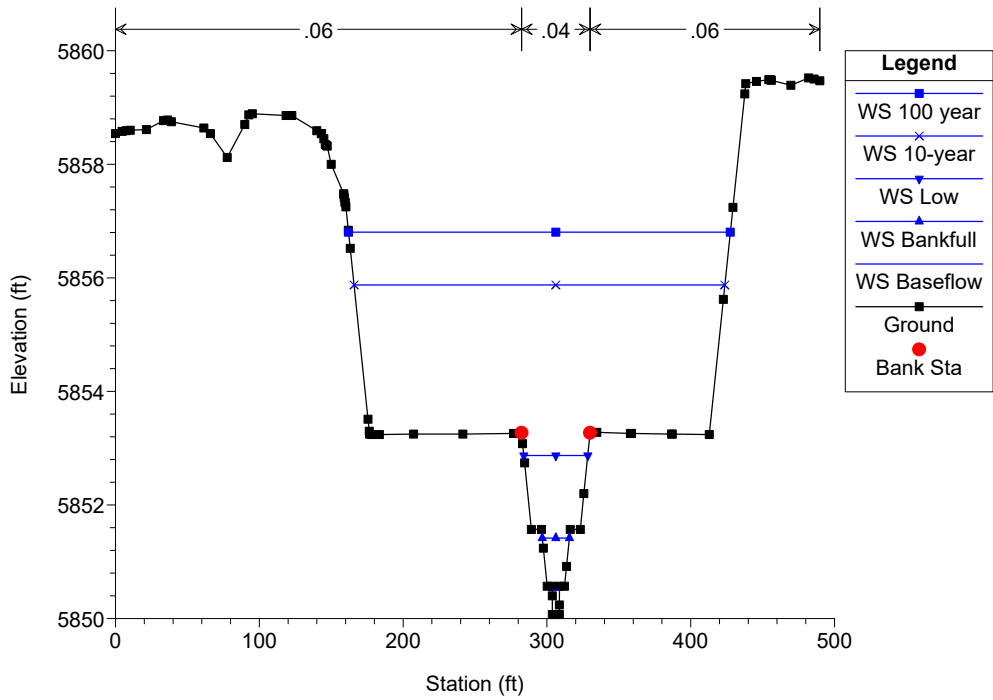
Large Scale Reach models Plan: Plan 04 1/27/2023



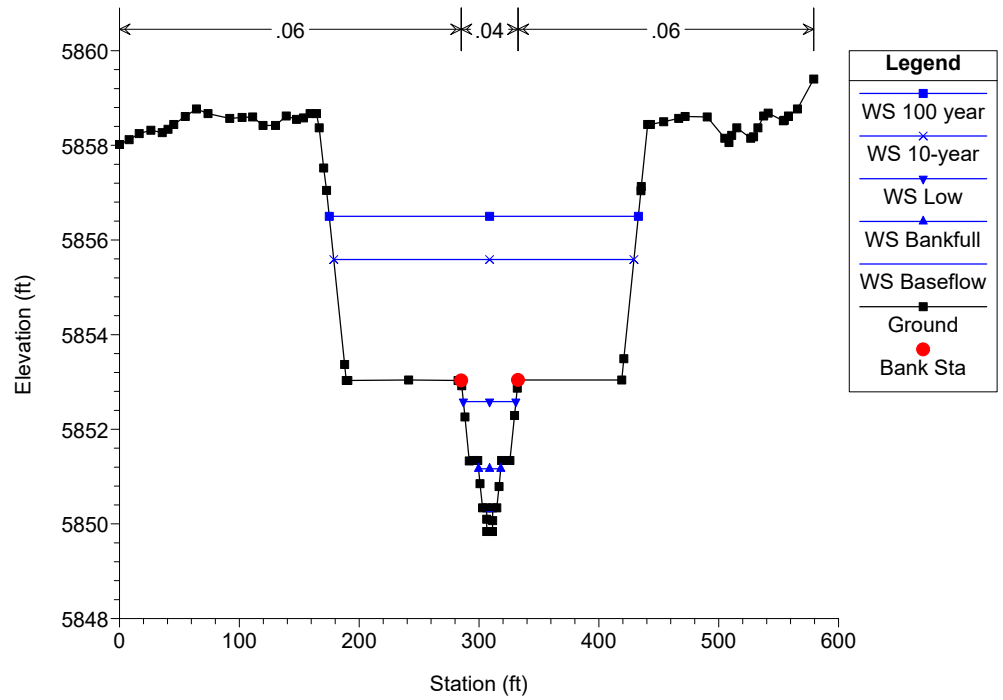
Large Scale Reach models Plan: Plan 04 1/27/2023



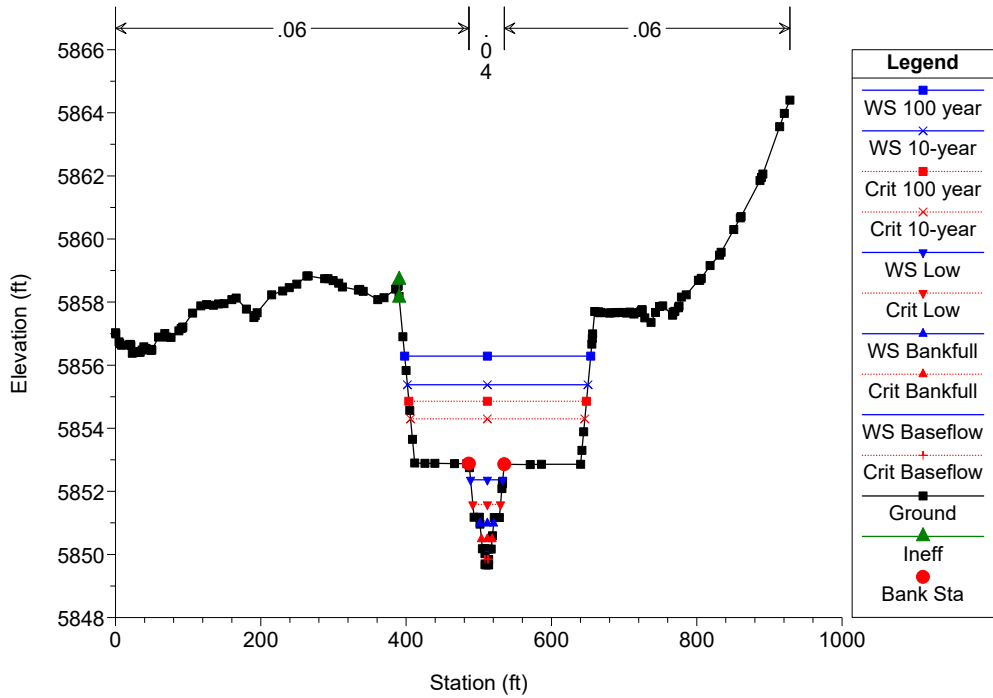
Large Scale Reach models Plan: Plan 04 1/27/2023



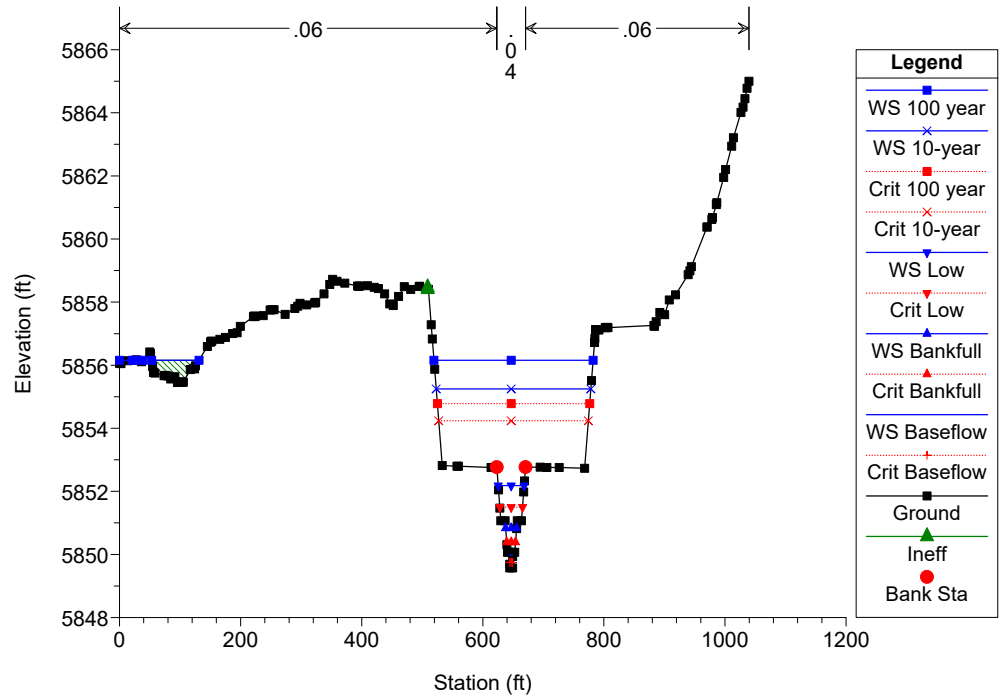
Large Scale Reach models Plan: Plan 04 1/27/2023



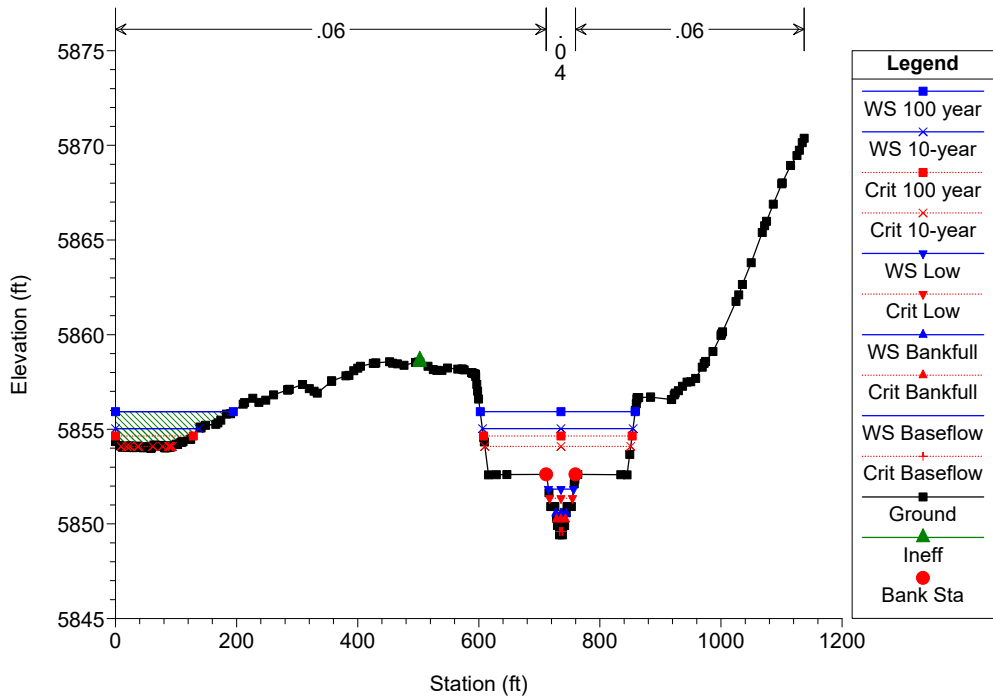
Large Scale Reach models Plan: Plan 04 1/27/2023



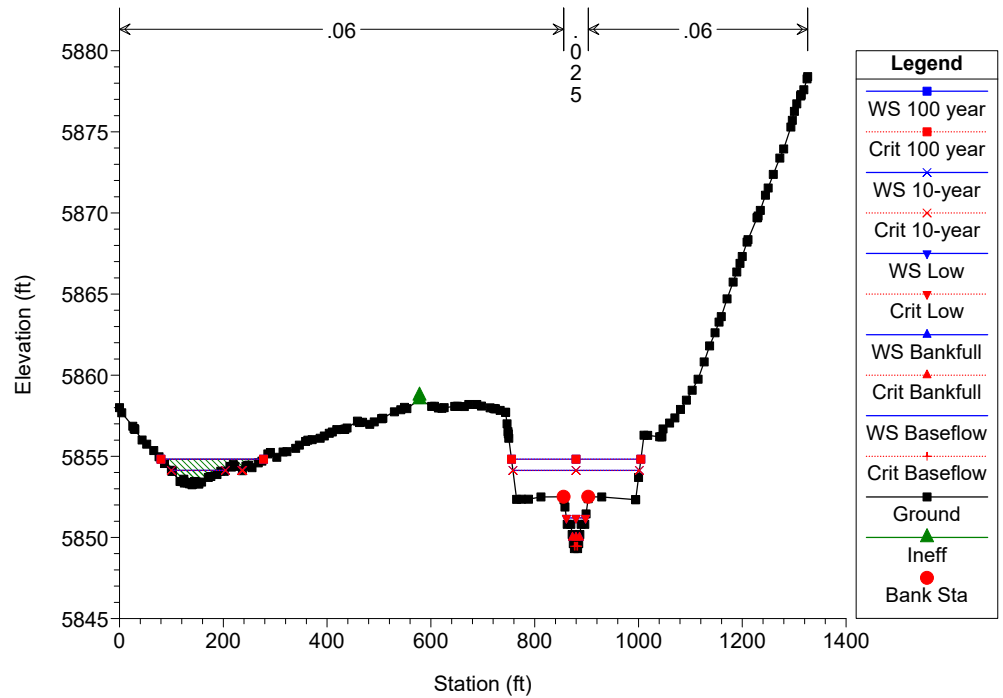
Large Scale Reach models Plan: Plan 04 1/27/2023



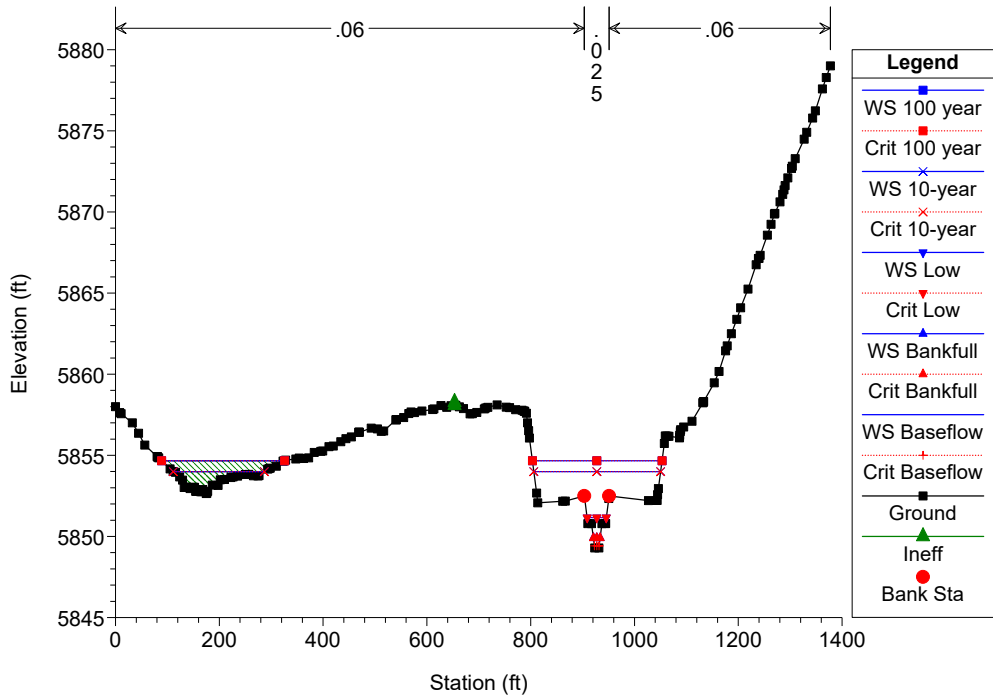
Large Scale Reach models Plan: Plan 04 1/27/2023



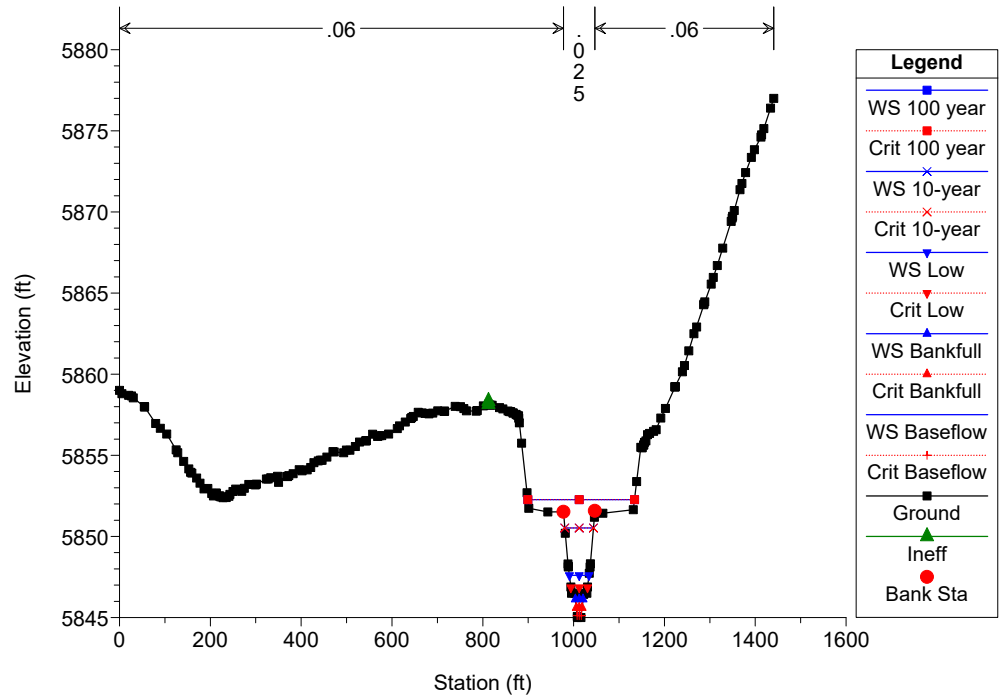
Large Scale Reach models Plan: Plan 04 1/27/2023



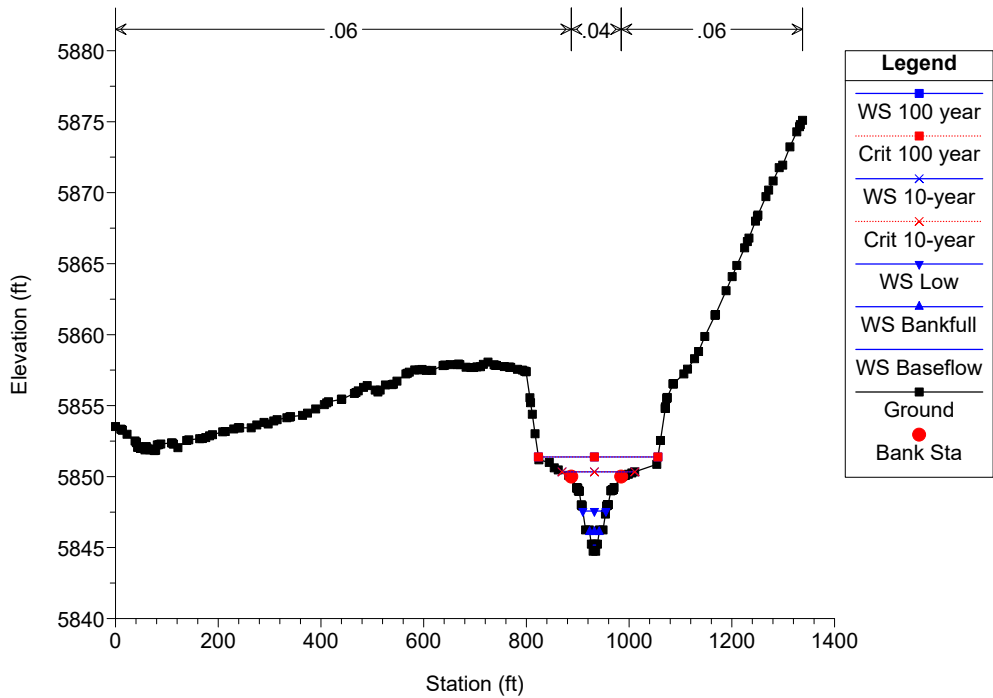
Large Scale Reach models Plan: Plan 04 1/27/2023



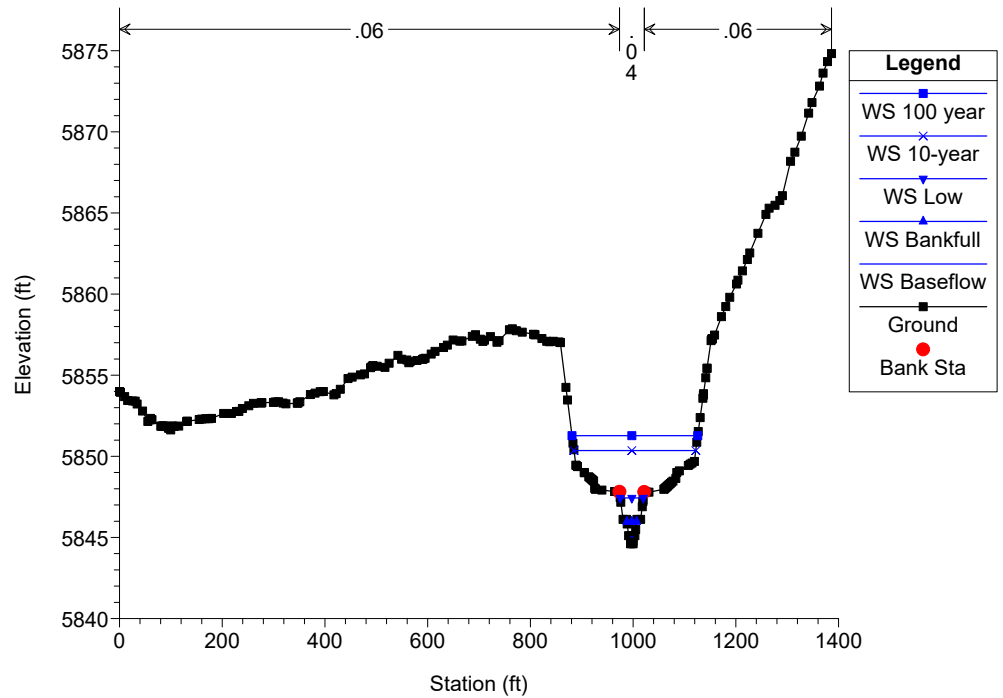
Large Scale Reach models Plan: Plan 04 1/27/2023



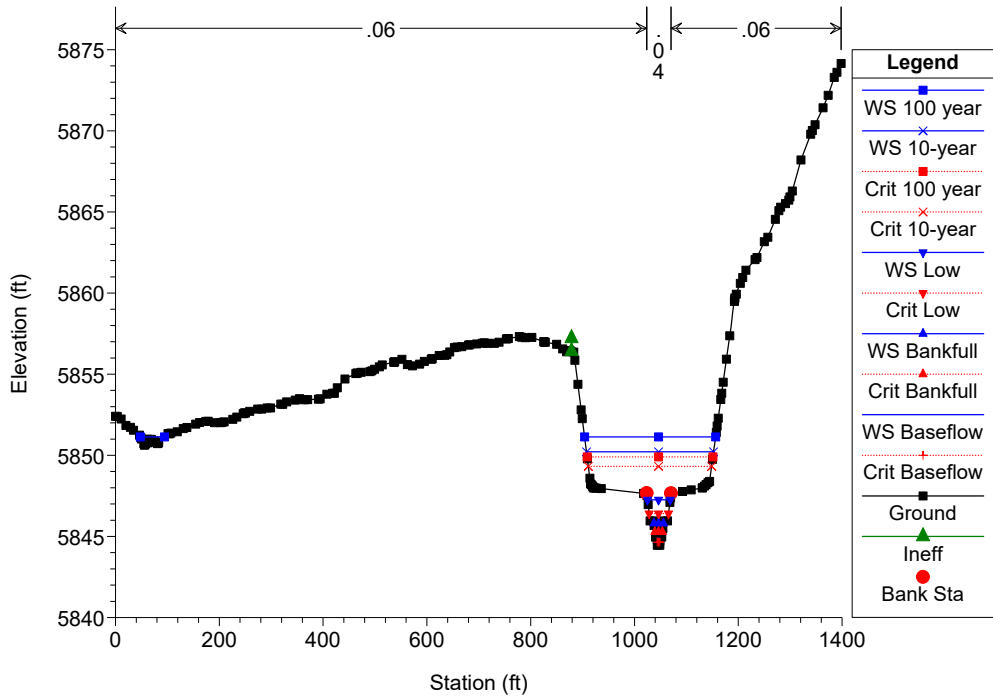
Large Scale Reach models Plan: Plan 04 1/27/2023



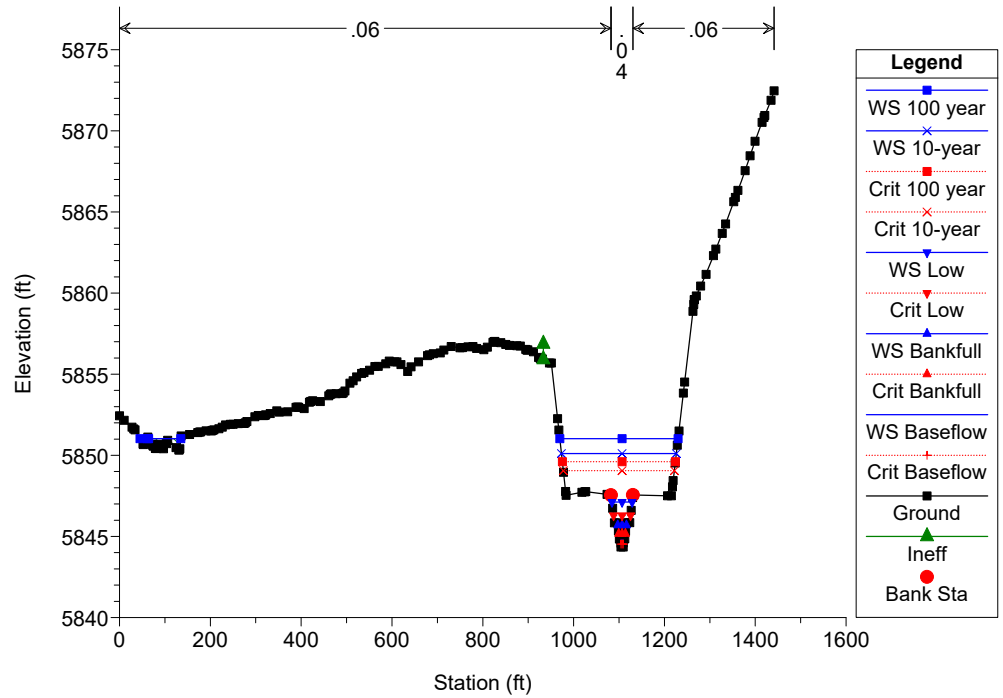
Large Scale Reach models Plan: Plan 04 1/27/2023



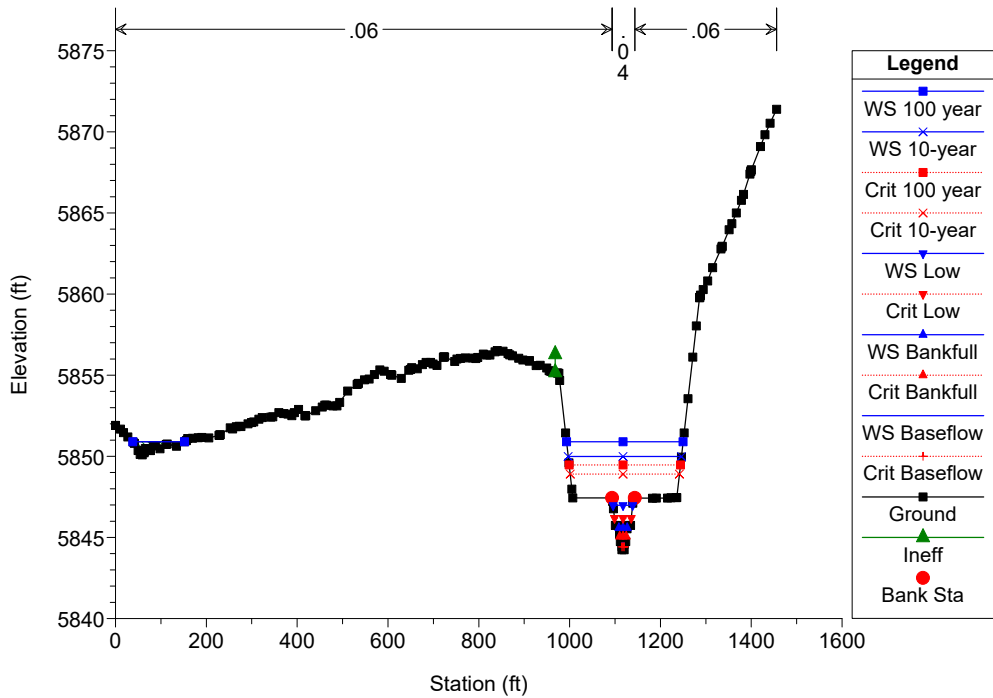
Large Scale Reach models Plan: Plan 04 1/27/2023



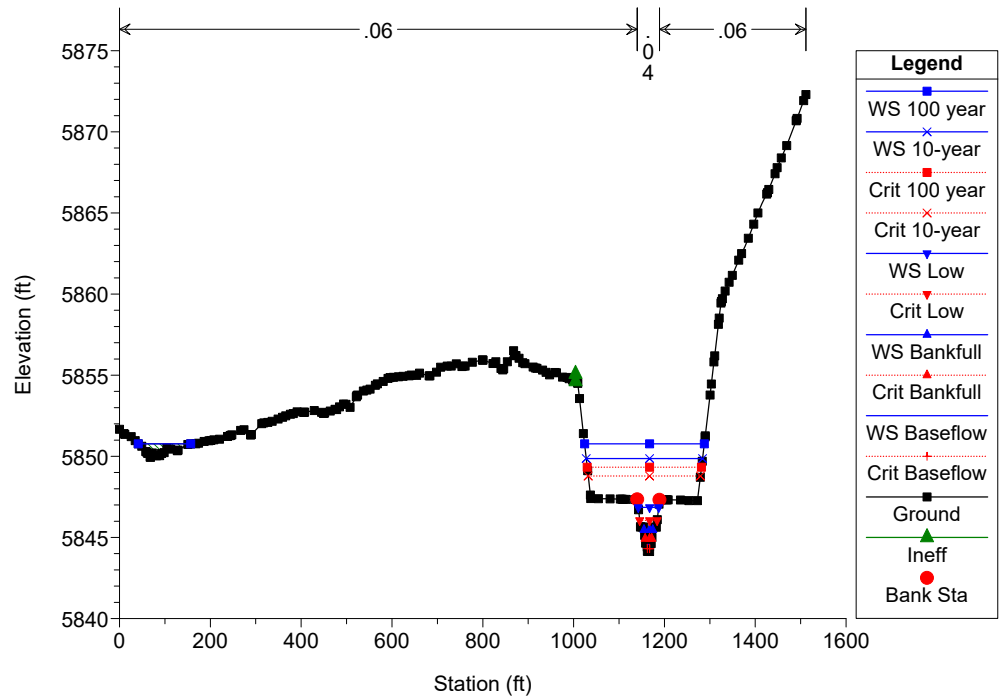
Large Scale Reach models Plan: Plan 04 1/27/2023



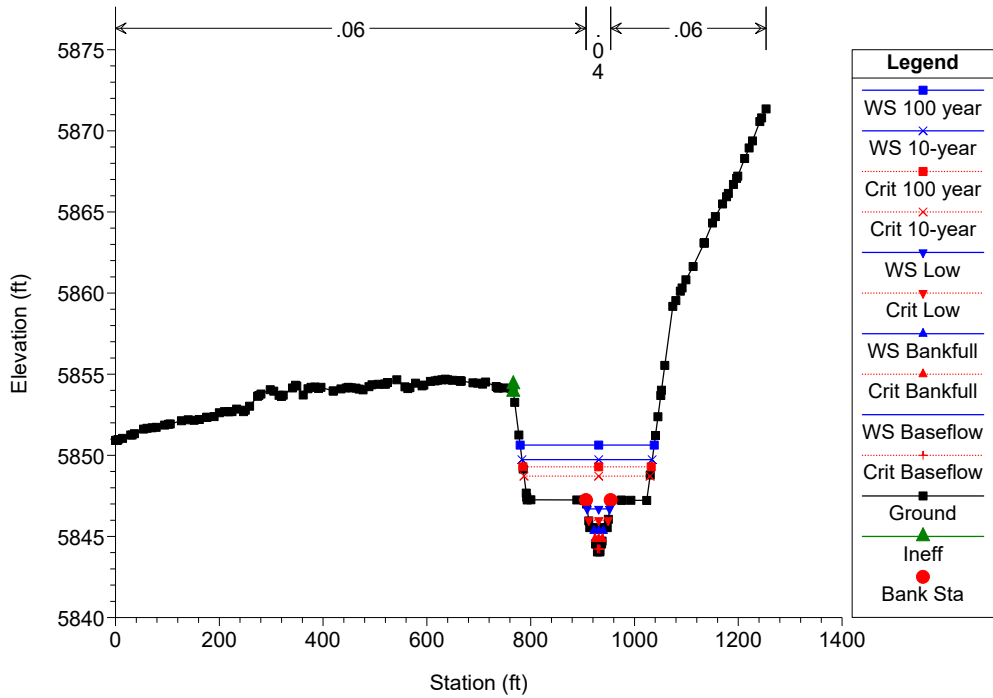
Large Scale Reach models Plan: Plan 04 1/27/2023



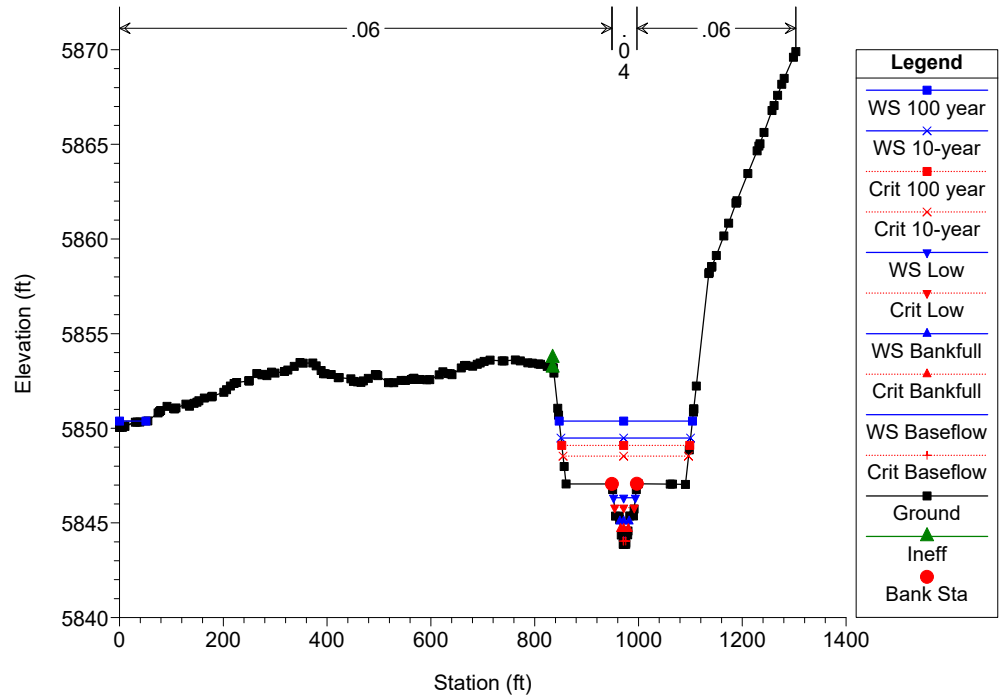
Large Scale Reach models Plan: Plan 04 1/27/2023



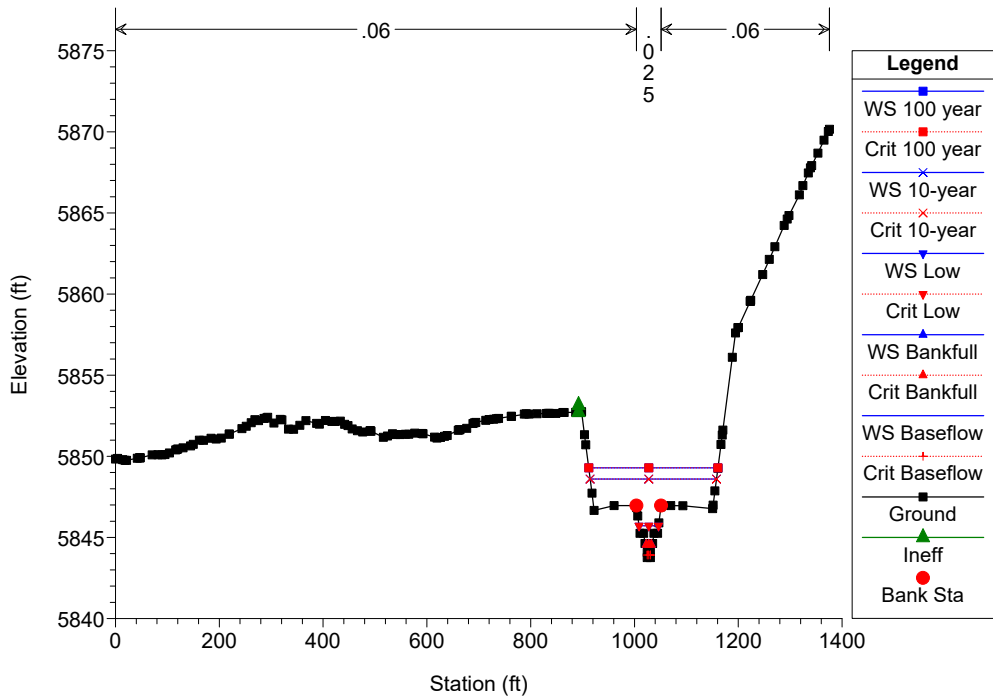
Large Scale Reach models Plan: Plan 04 1/27/2023



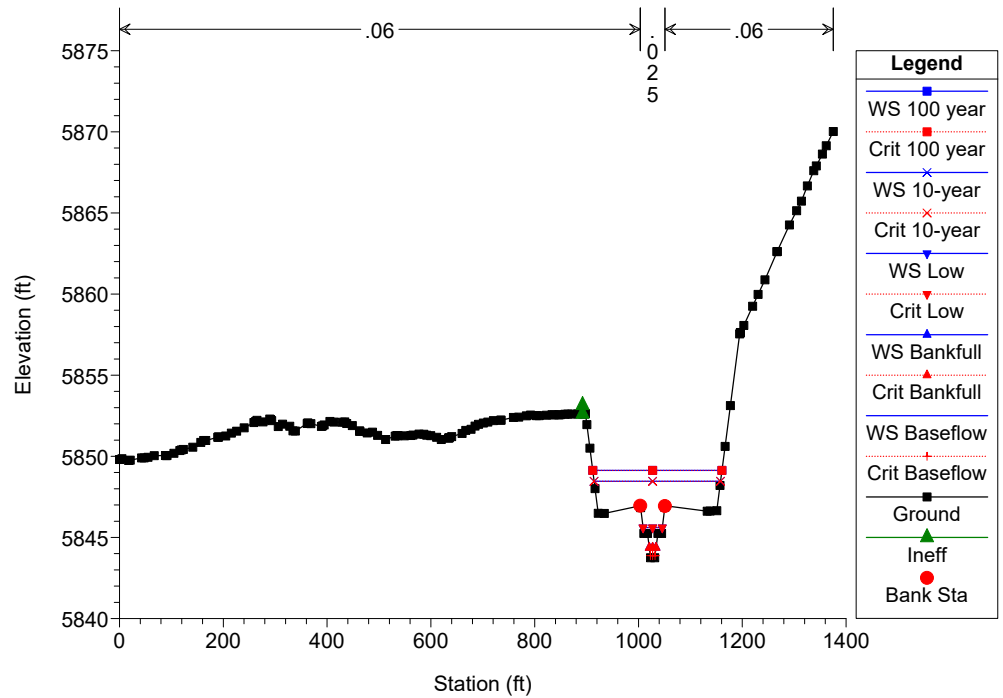
Large Scale Reach models Plan: Plan 04 1/27/2023



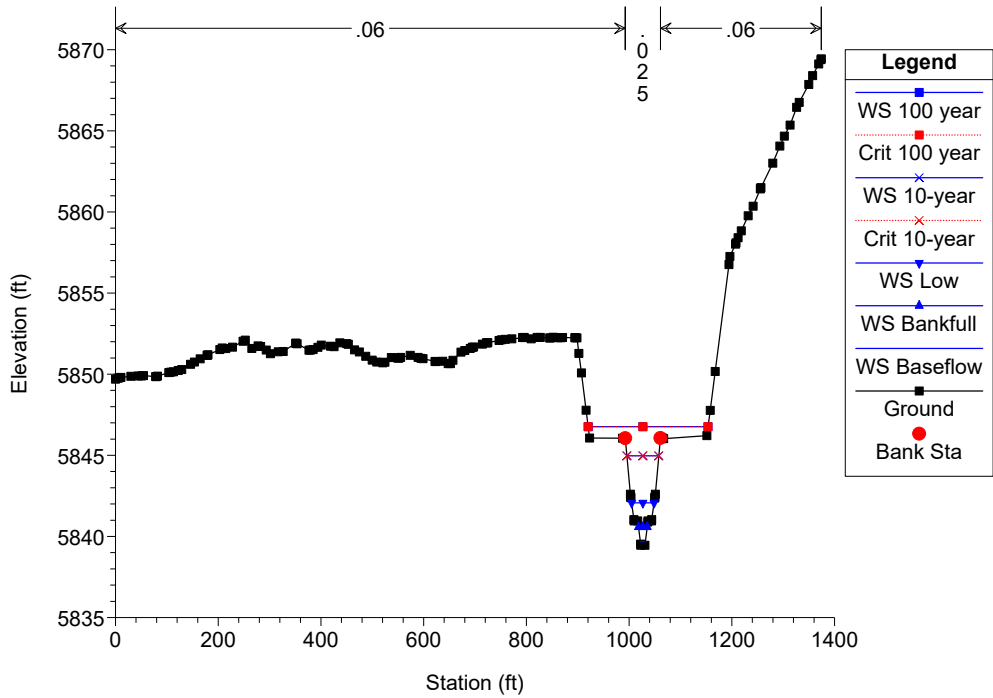
Large Scale Reach models Plan: Plan 04 1/27/2023



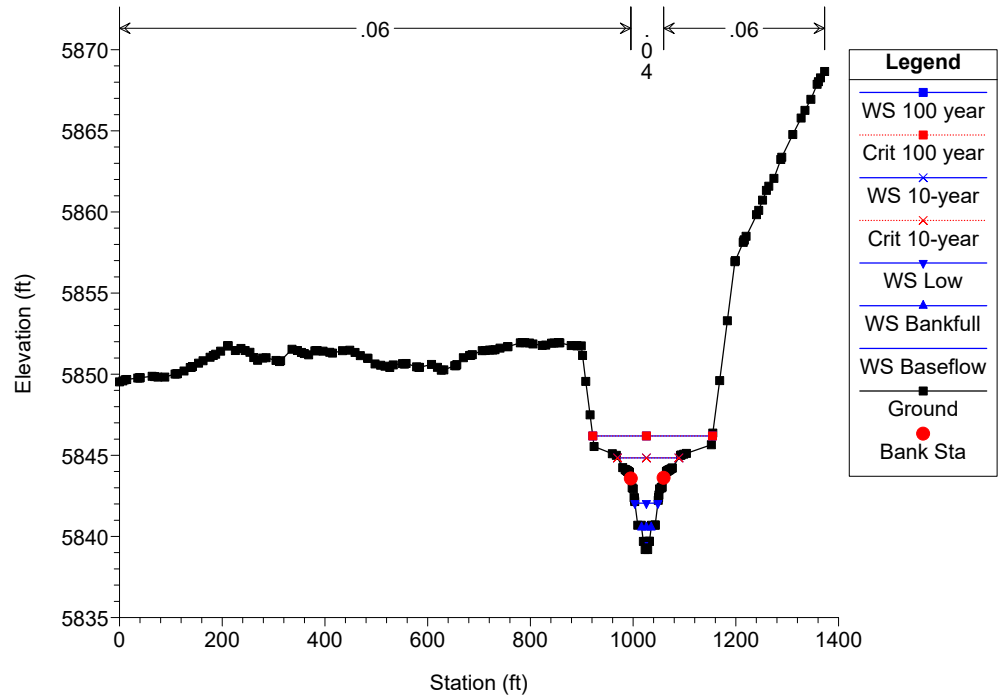
Large Scale Reach models Plan: Plan 04 1/27/2023



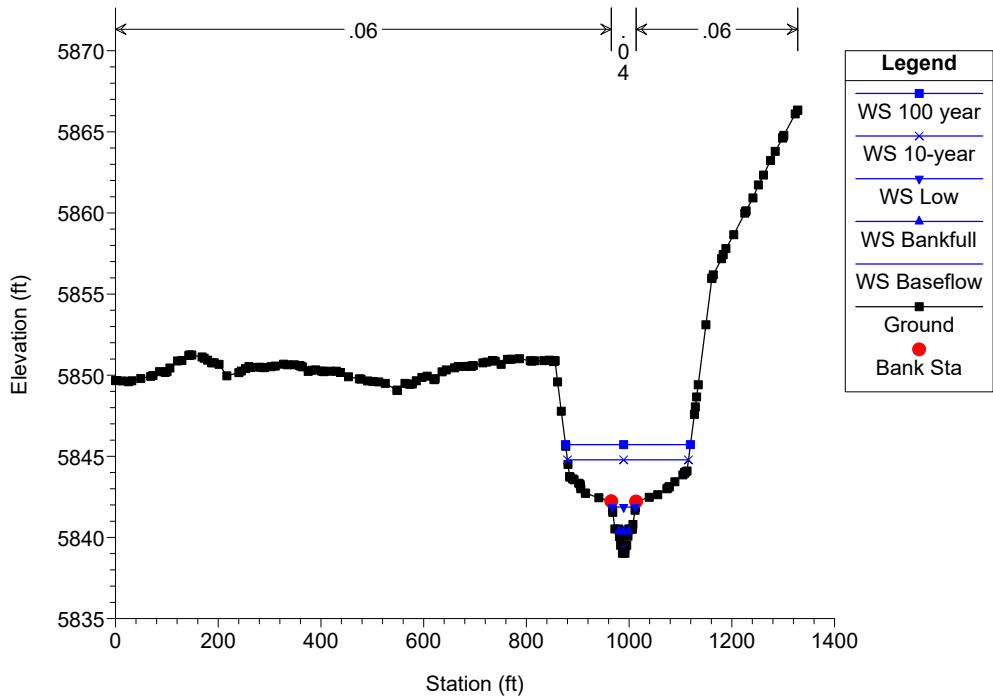
Large Scale Reach models Plan: Plan 04 1/27/2023



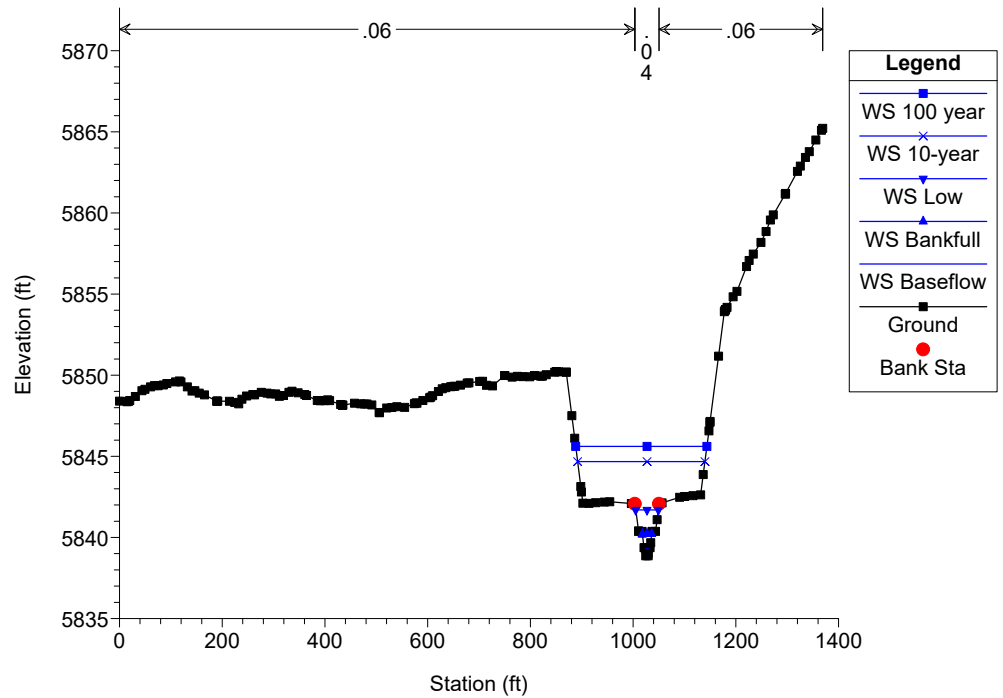
Large Scale Reach models Plan: Plan 04 1/27/2023



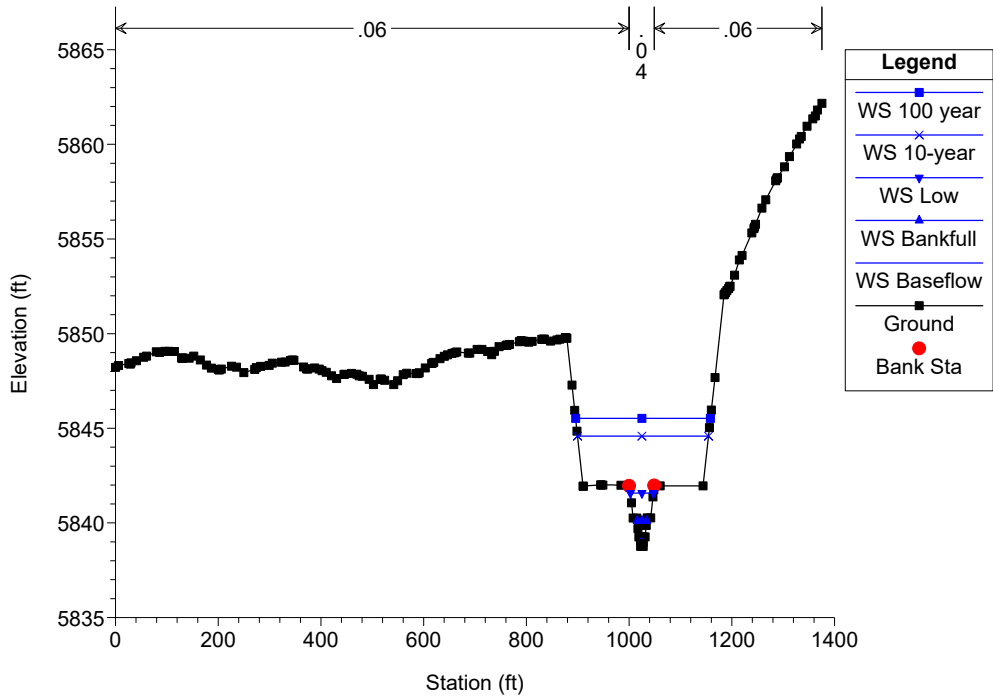
Large Scale Reach models Plan: Plan 04 1/27/2023



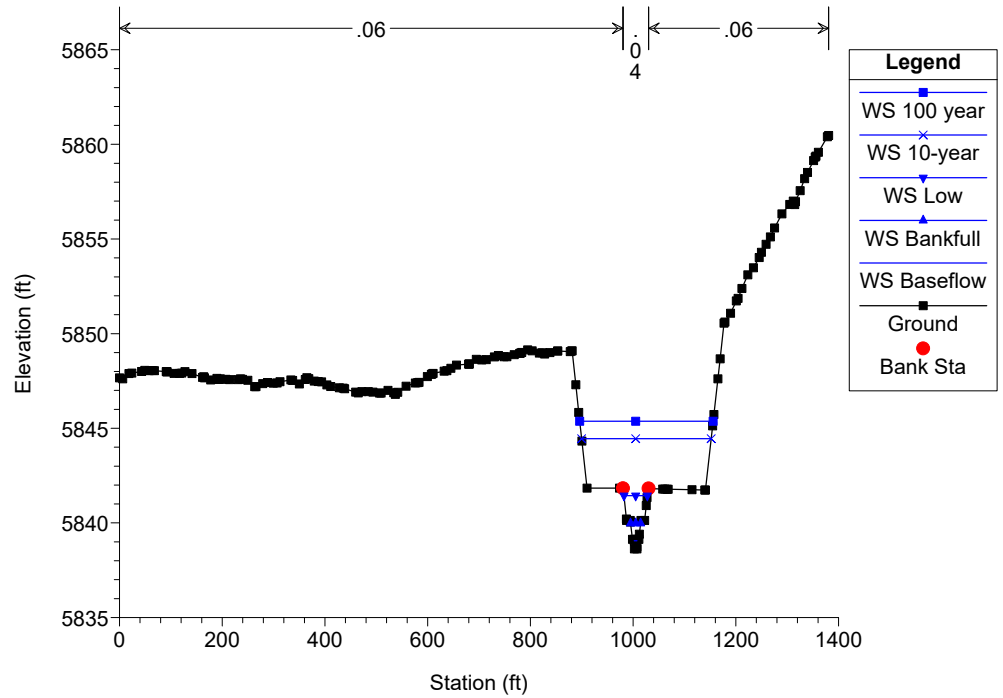
Large Scale Reach models Plan: Plan 04 1/27/2023



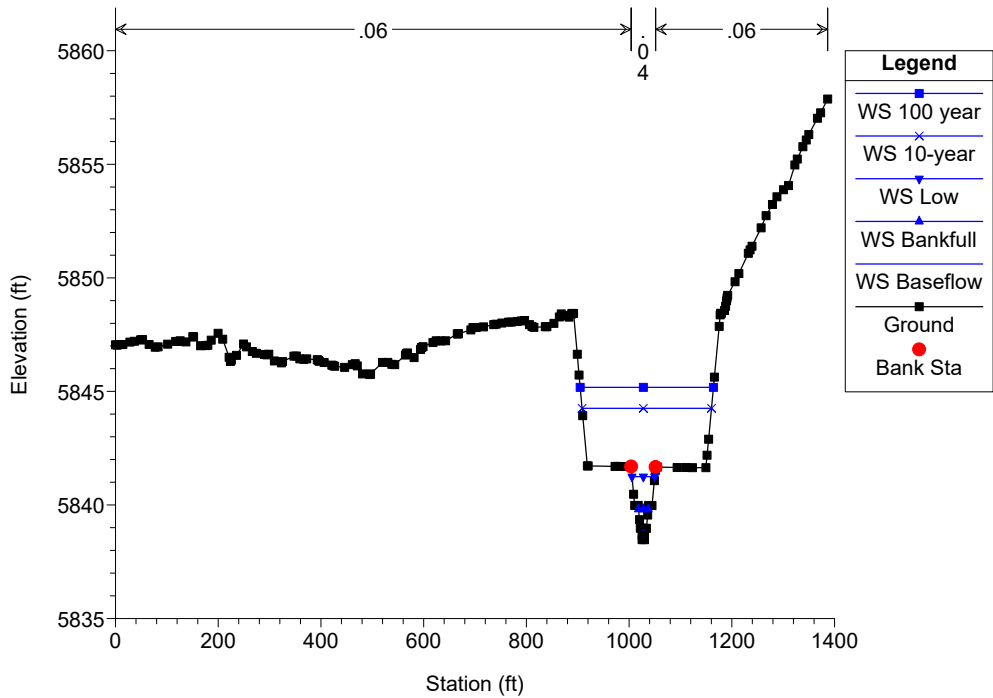
Large Scale Reach models Plan: Plan 04 1/27/2023



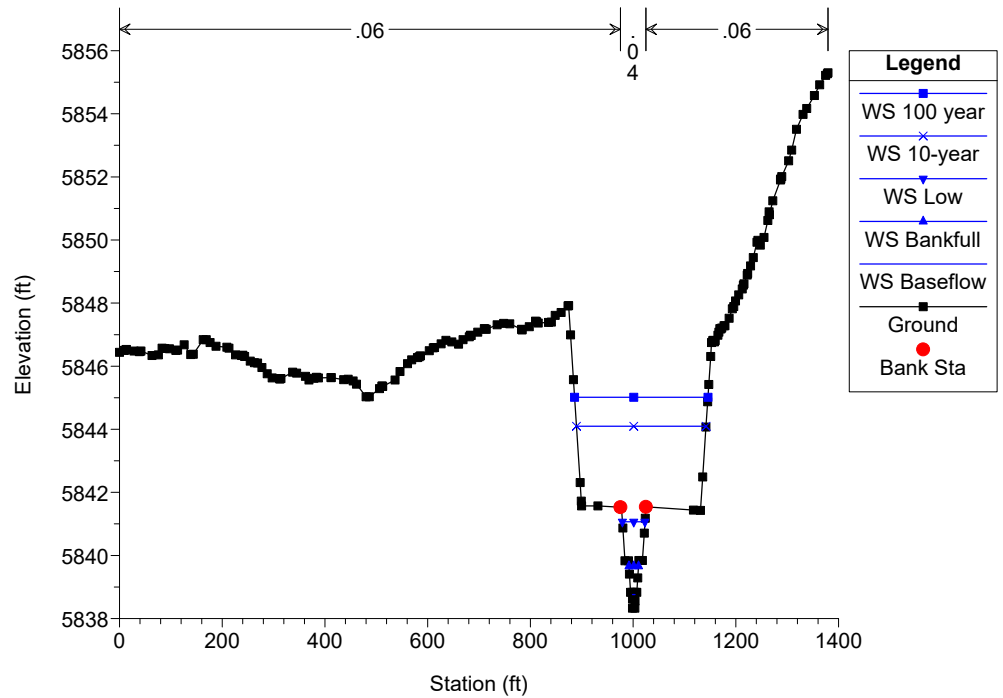
Large Scale Reach models Plan: Plan 04 1/27/2023



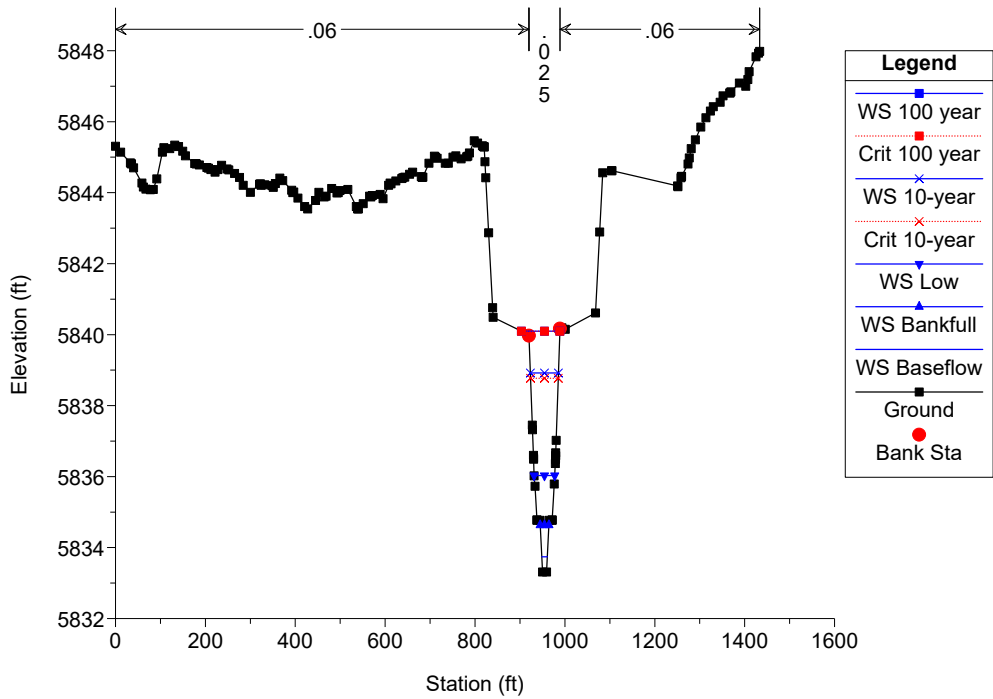
Large Scale Reach models Plan: Plan 04 1/27/2023



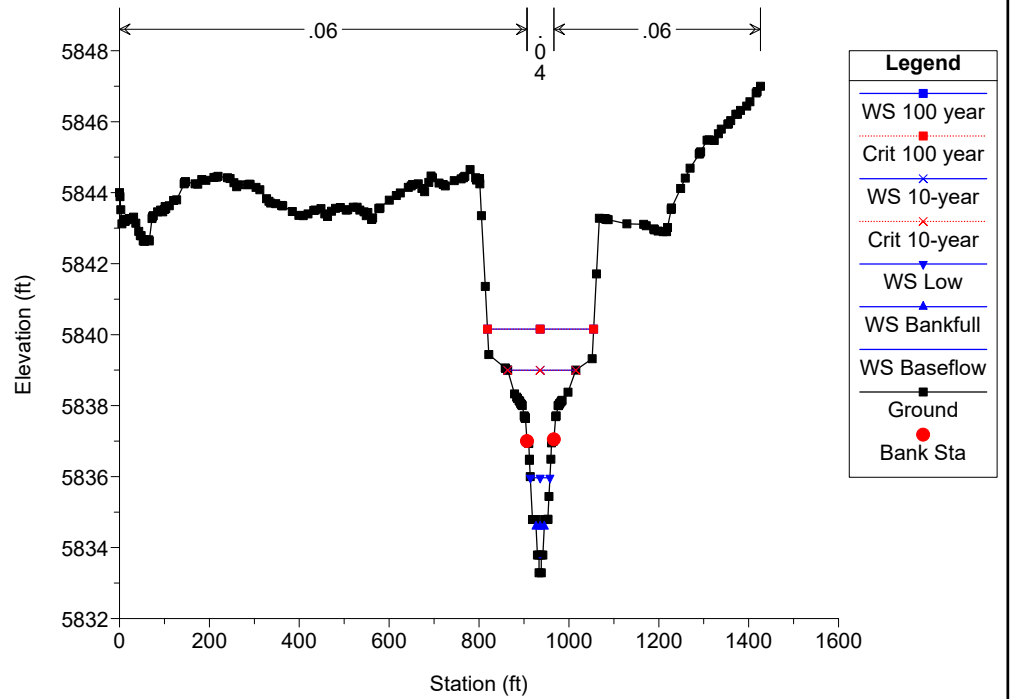
Large Scale Reach models Plan: Plan 04 1/27/2023



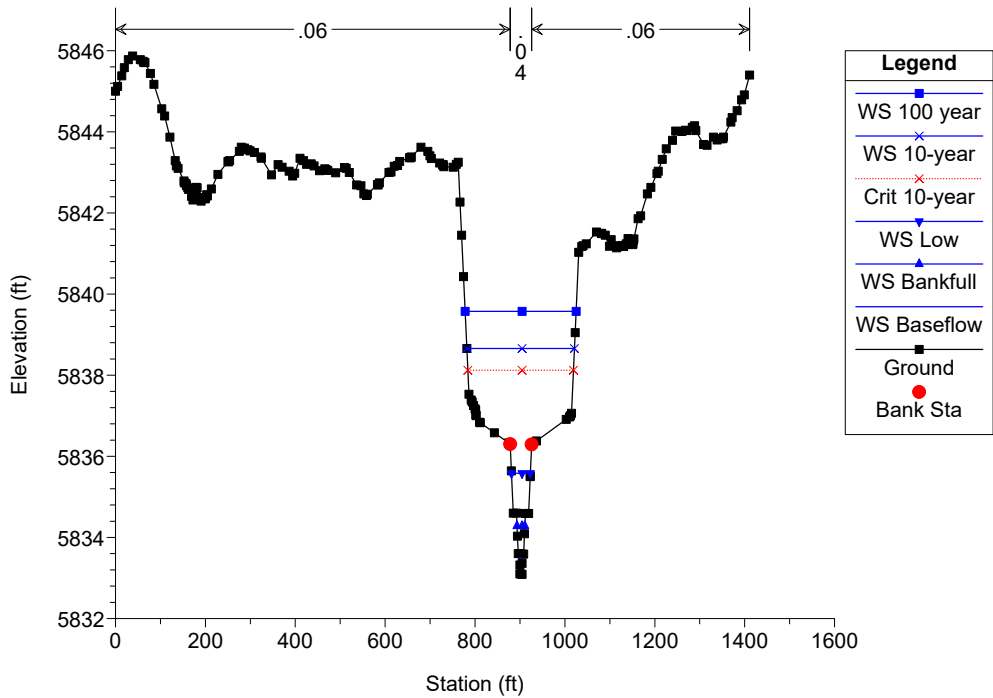
Large Scale Reach models Plan: Plan 04 1/27/2023



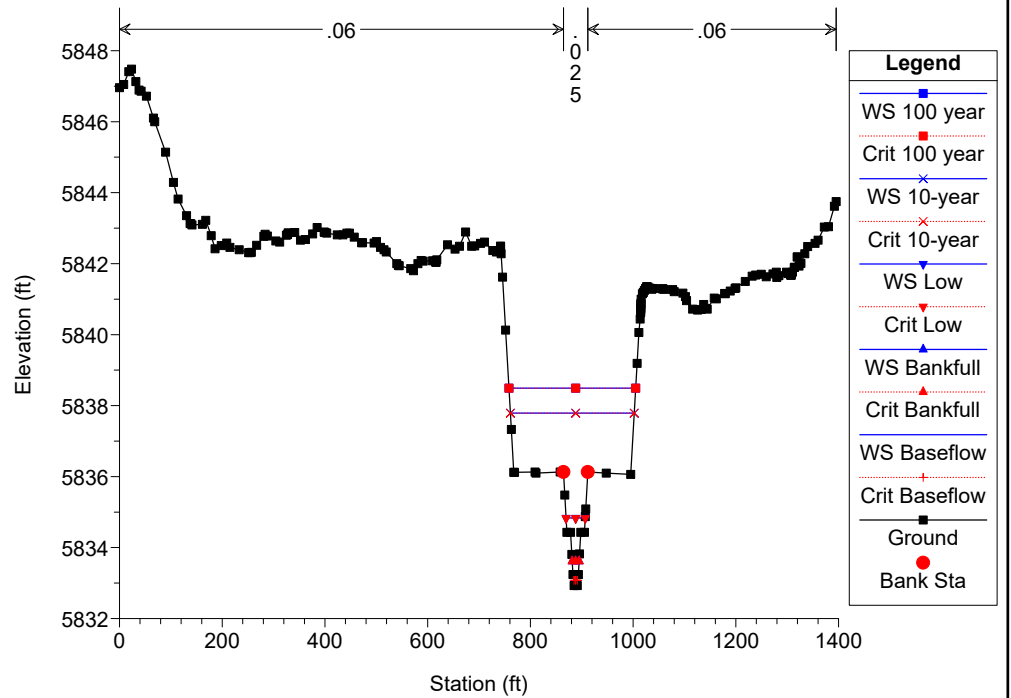
Large Scale Reach models Plan: Plan 04 1/27/2023



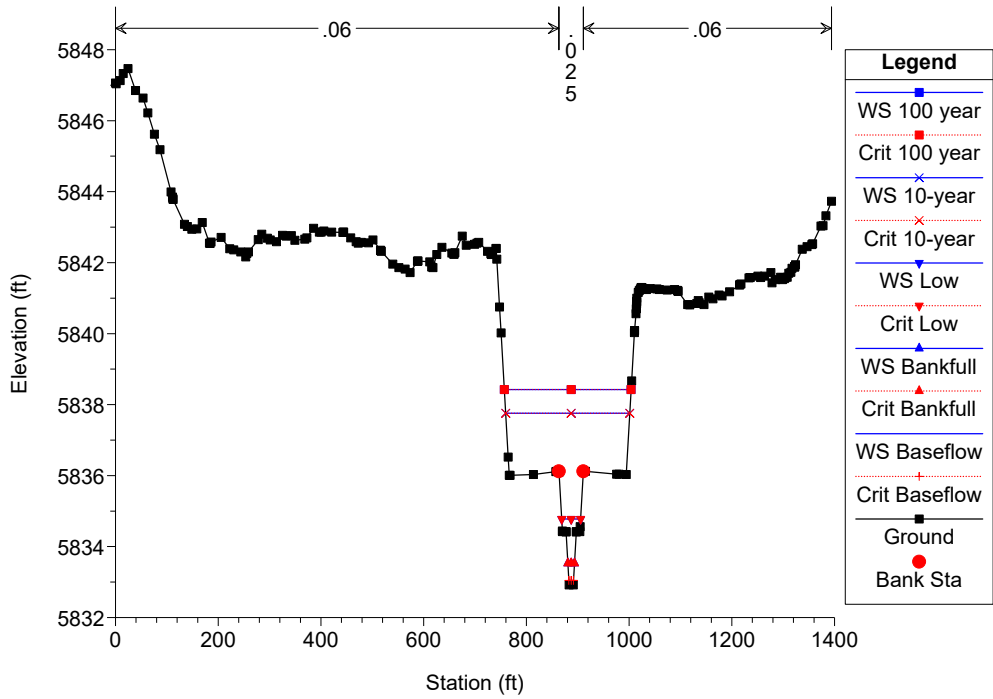
Large Scale Reach models Plan: Plan 04 1/27/2023



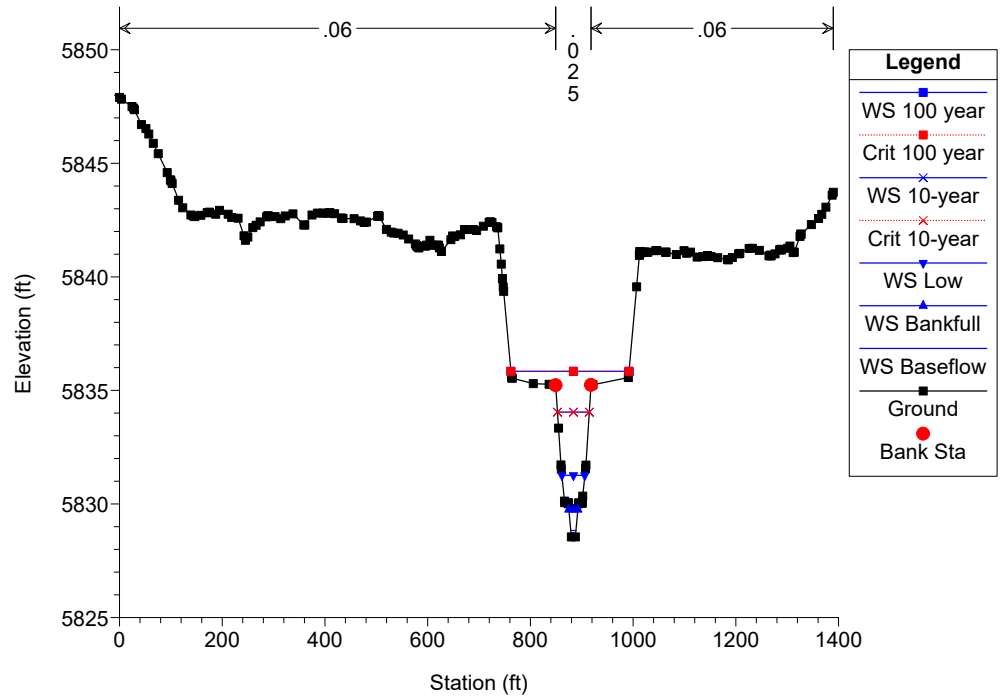
Large Scale Reach models Plan: Plan 04 1/27/2023



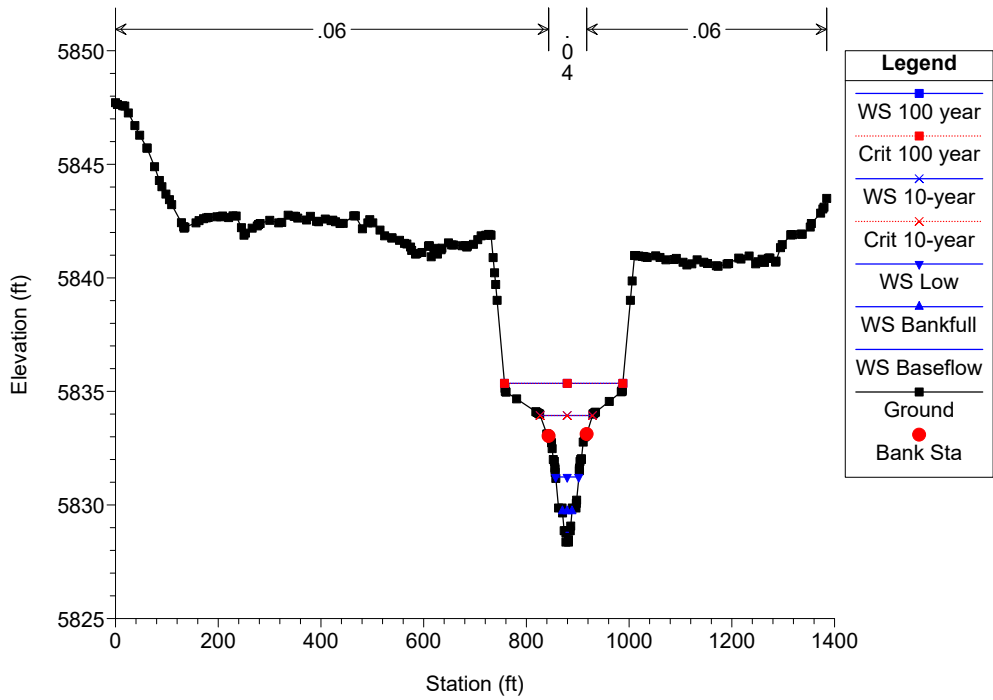
Large Scale Reach models Plan: Plan 04 1/27/2023



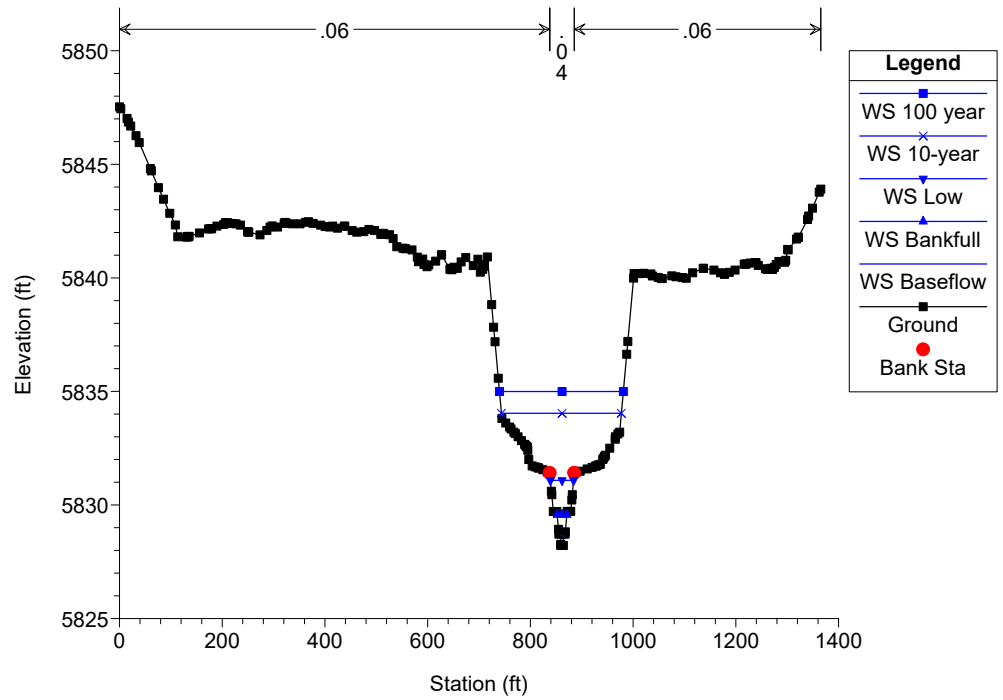
Large Scale Reach models Plan: Plan 04 1/27/2023



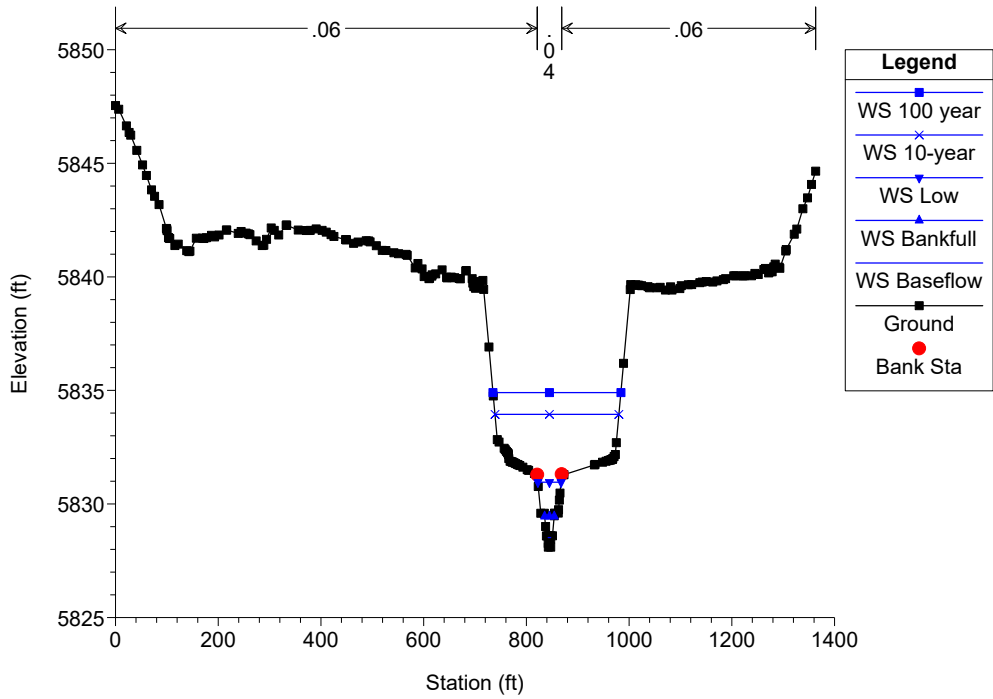
Large Scale Reach models Plan: Plan 04 1/27/2023



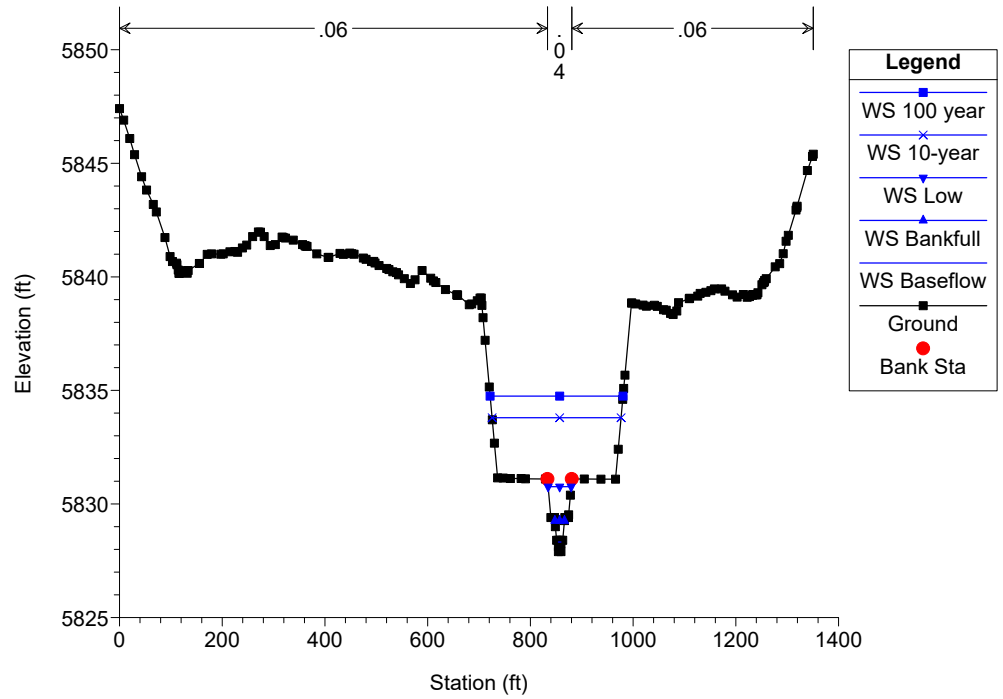
Large Scale Reach models Plan: Plan 04 1/27/2023



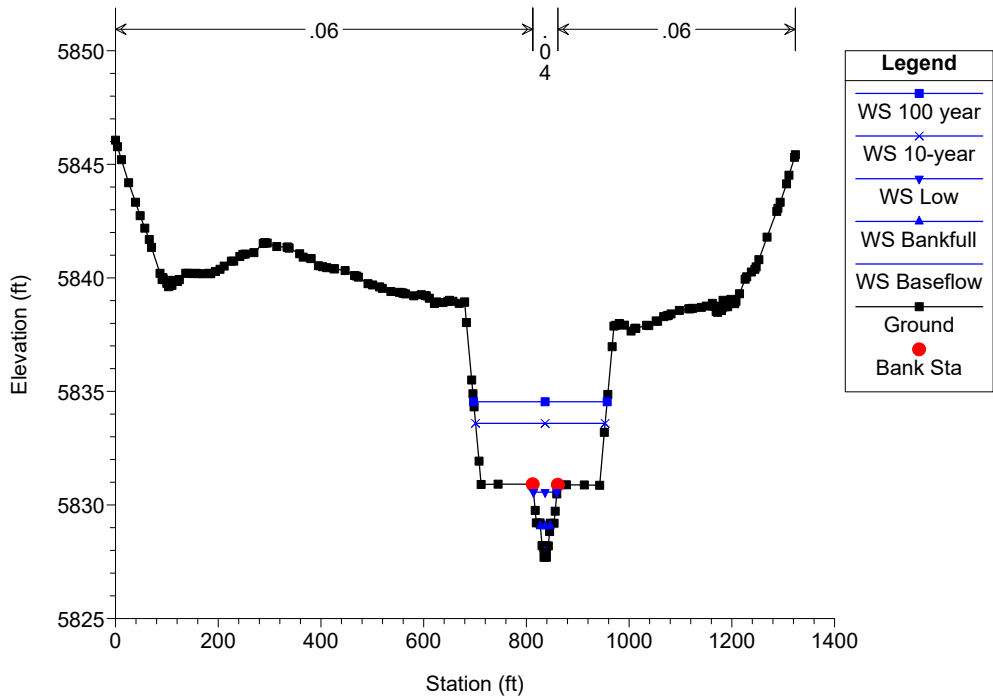
Large Scale Reach models Plan: Plan 04 1/27/2023



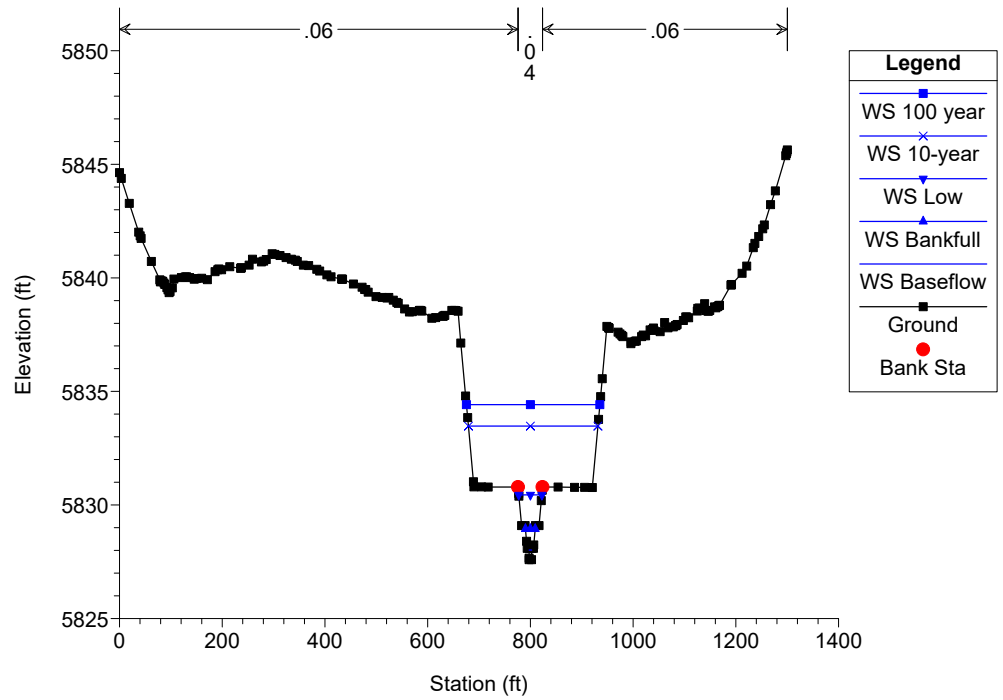
Large Scale Reach models Plan: Plan 04 1/27/2023



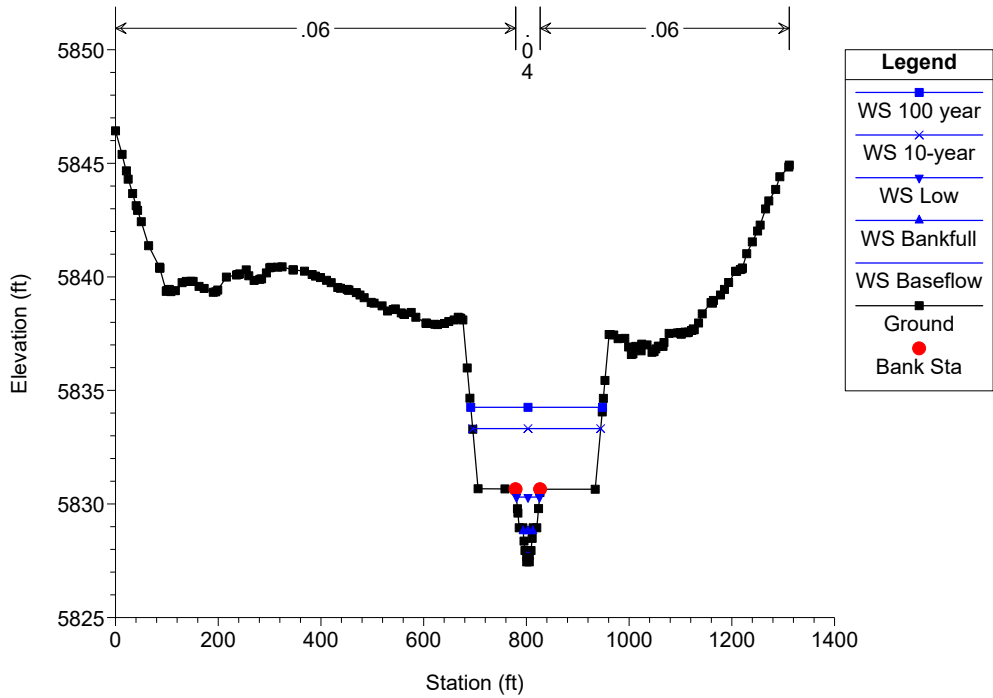
Large Scale Reach models Plan: Plan 04 1/27/2023



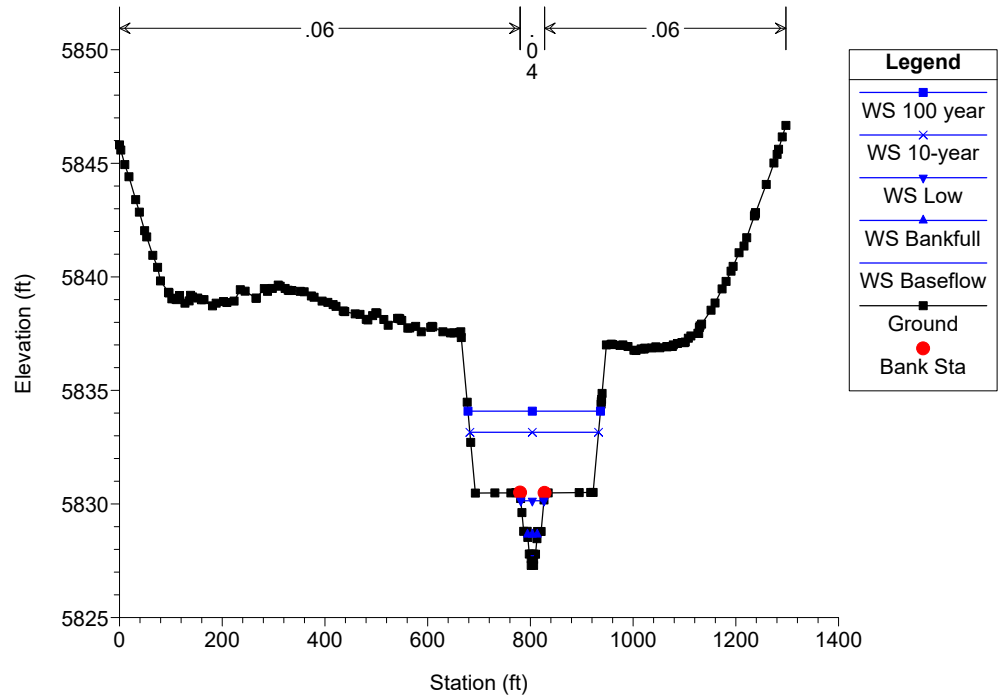
Large Scale Reach models Plan: Plan 04 1/27/2023



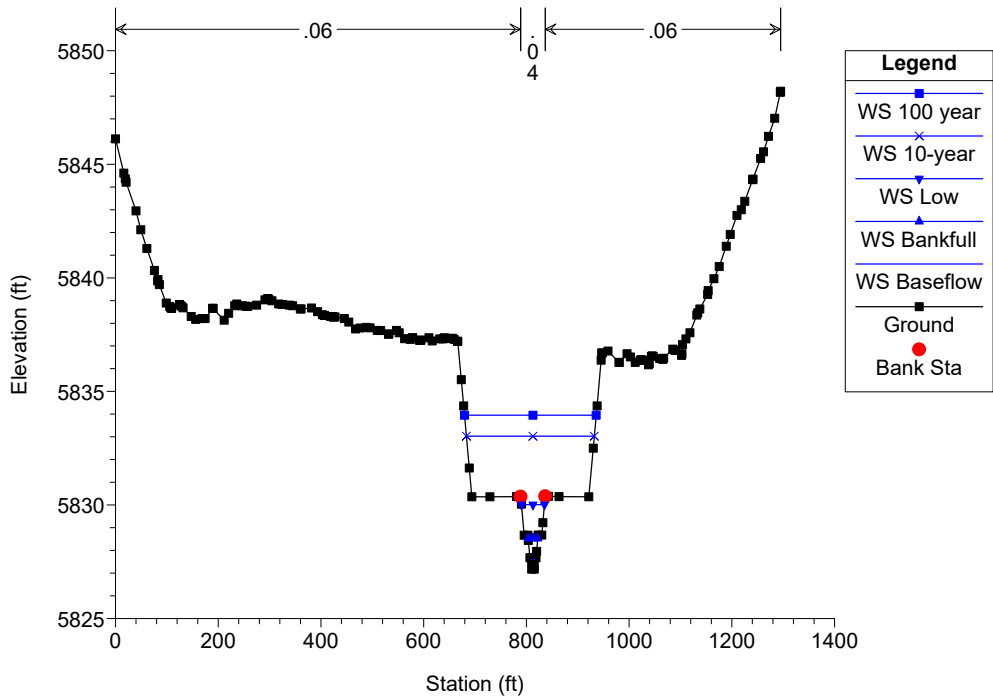
Large Scale Reach models Plan: Plan 04 1/27/2023



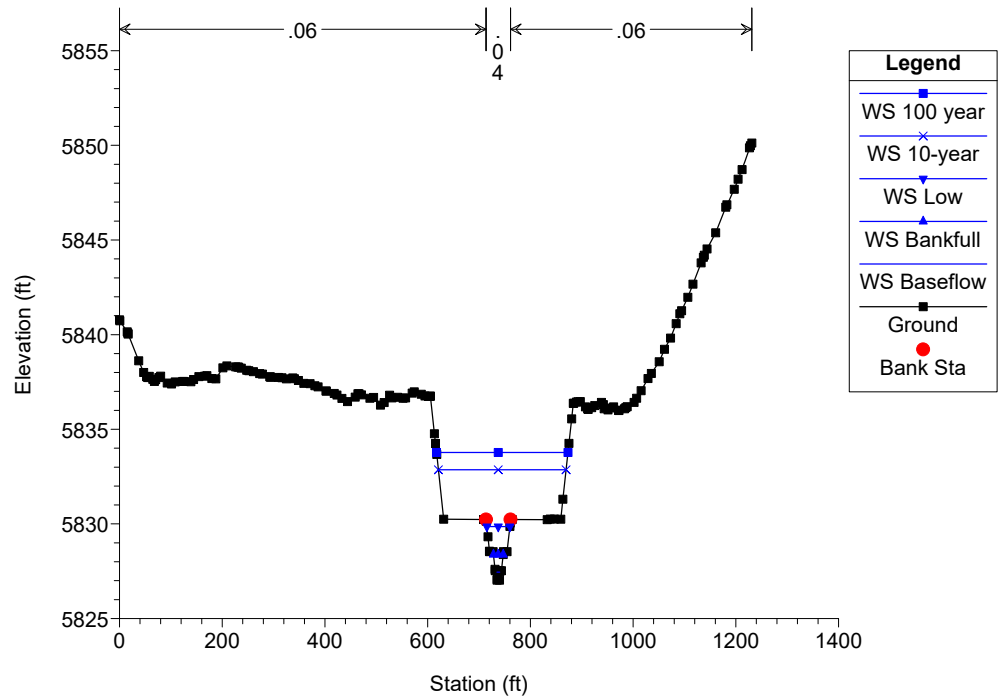
Large Scale Reach models Plan: Plan 04 1/27/2023



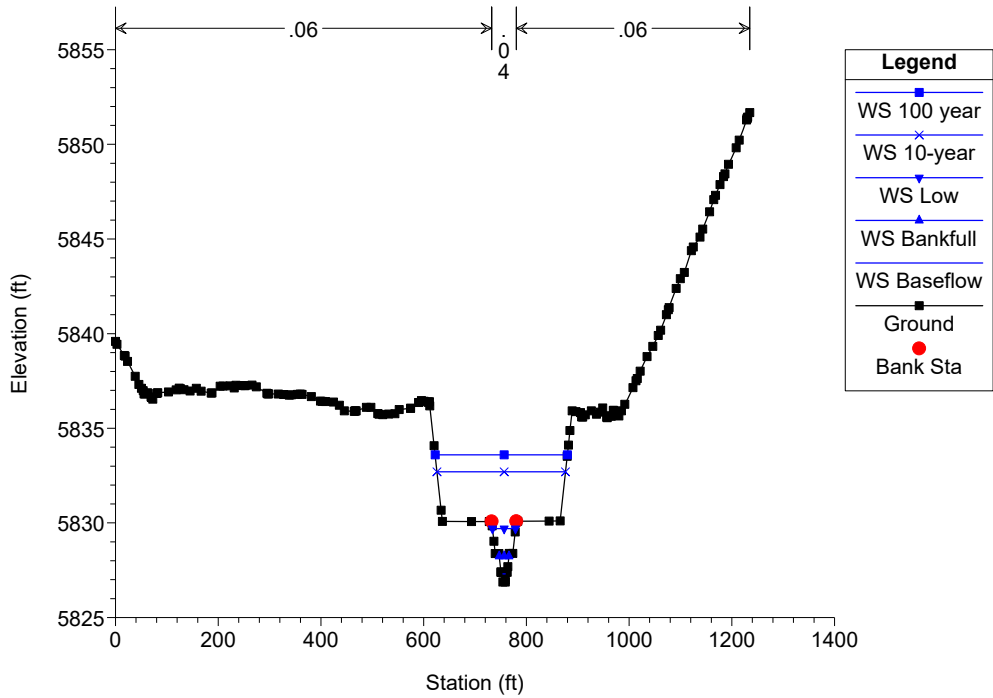
Large Scale Reach models Plan: Plan 04 1/27/2023



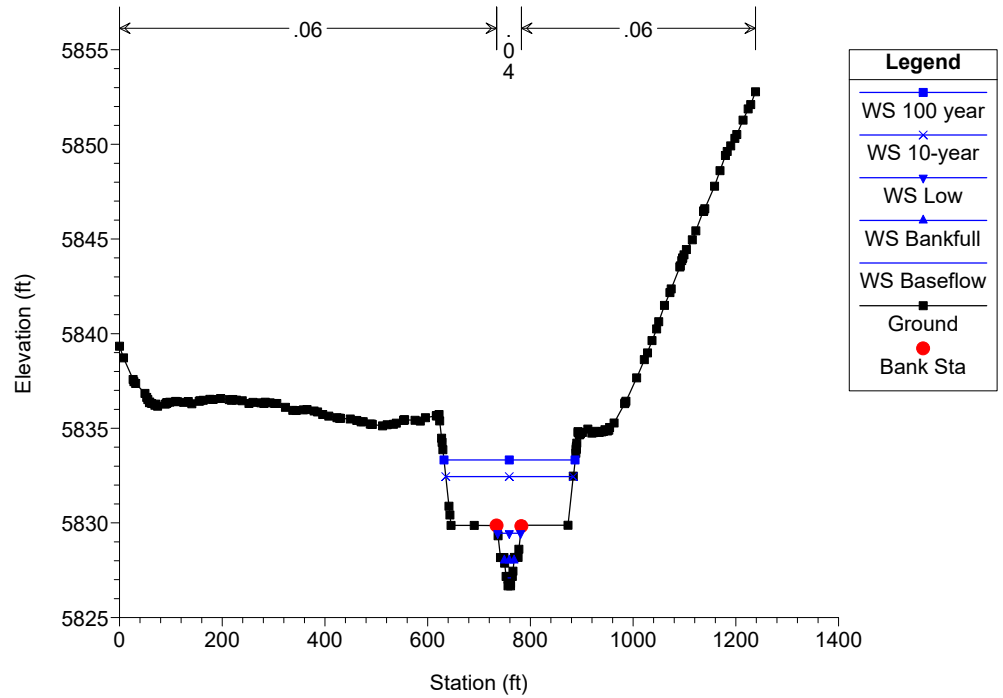
Large Scale Reach models Plan: Plan 04 1/27/2023



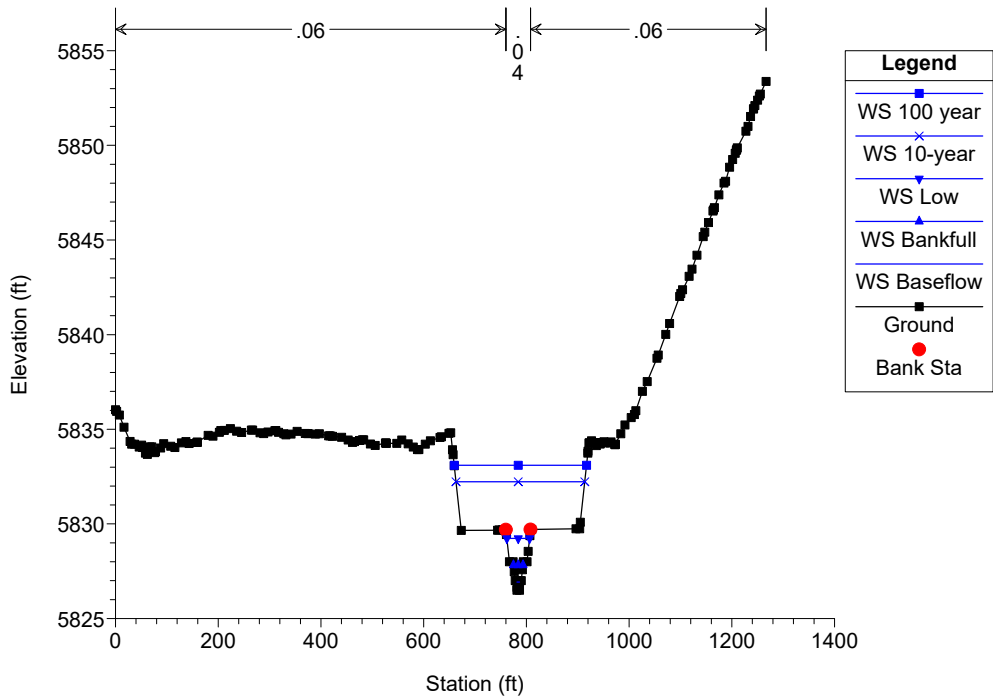
Large Scale Reach models Plan: Plan 04 1/27/2023



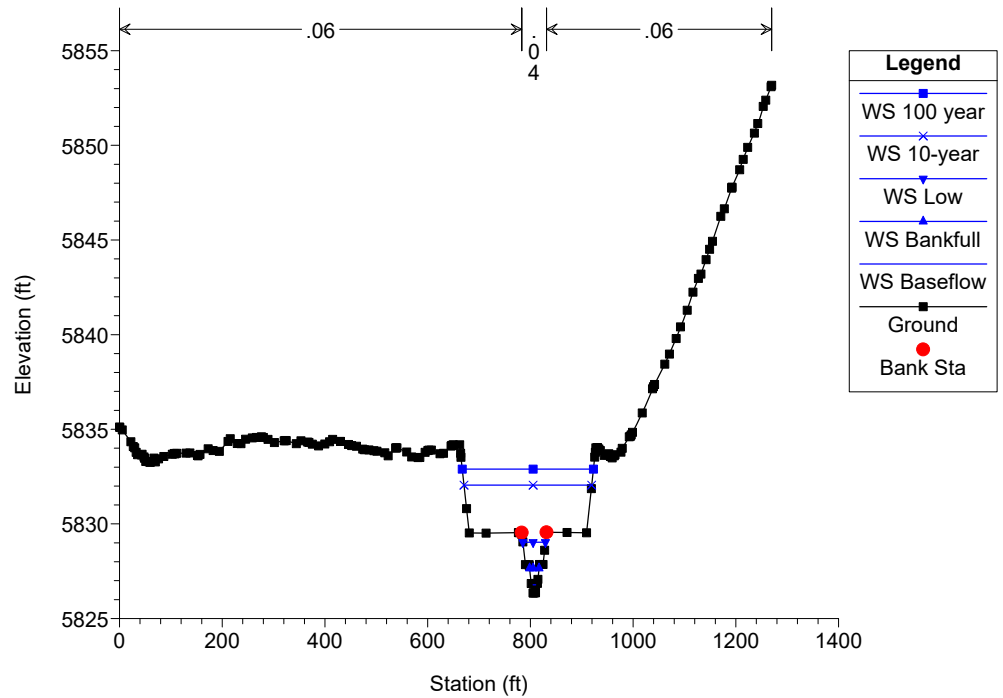
Large Scale Reach models Plan: Plan 04 1/27/2023



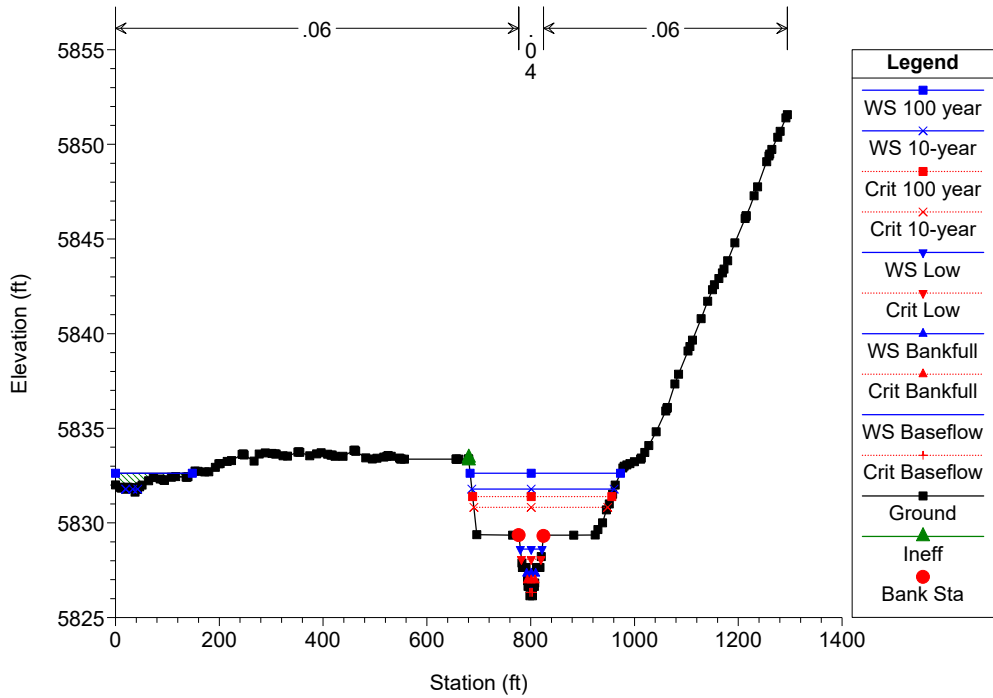
Large Scale Reach models Plan: Plan 04 1/27/2023



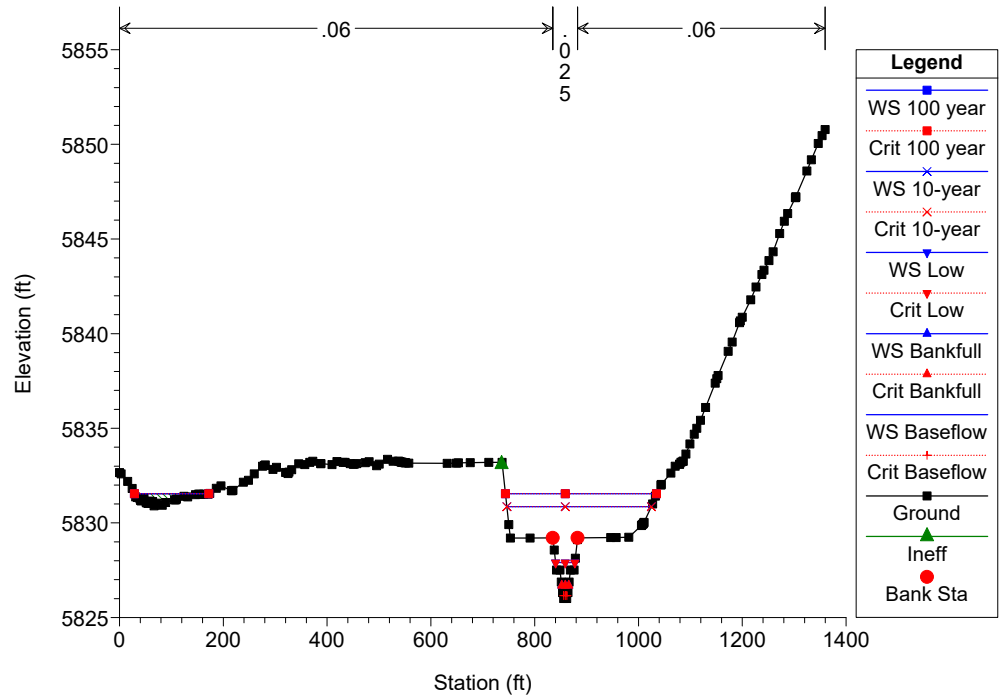
Large Scale Reach models Plan: Plan 04 1/27/2023



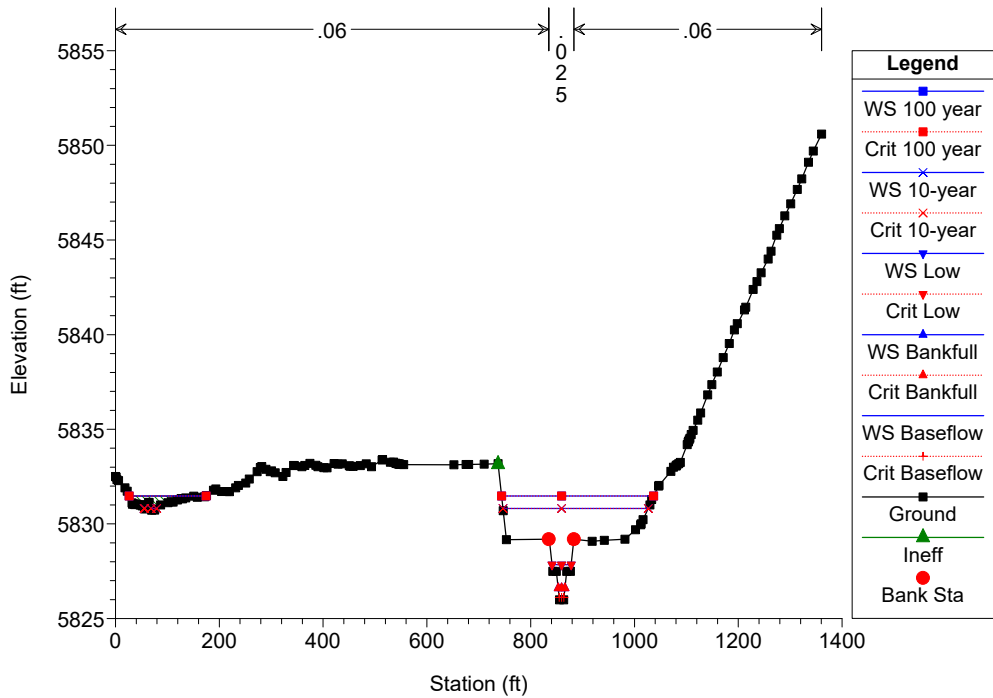
Large Scale Reach models Plan: Plan 04 1/27/2023



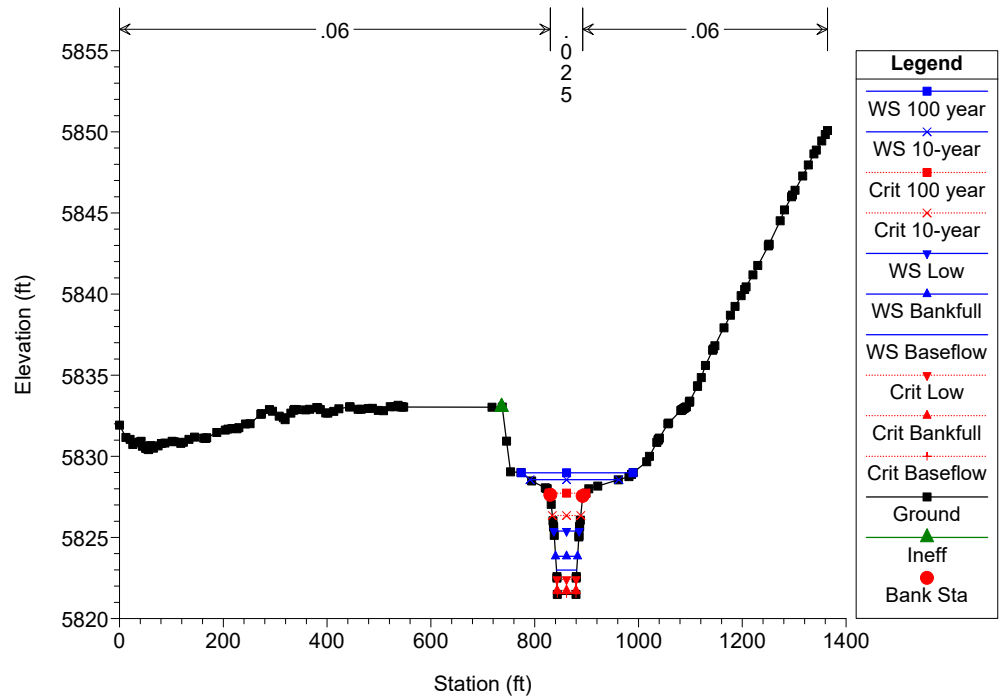
Large Scale Reach models Plan: Plan 04 1/27/2023



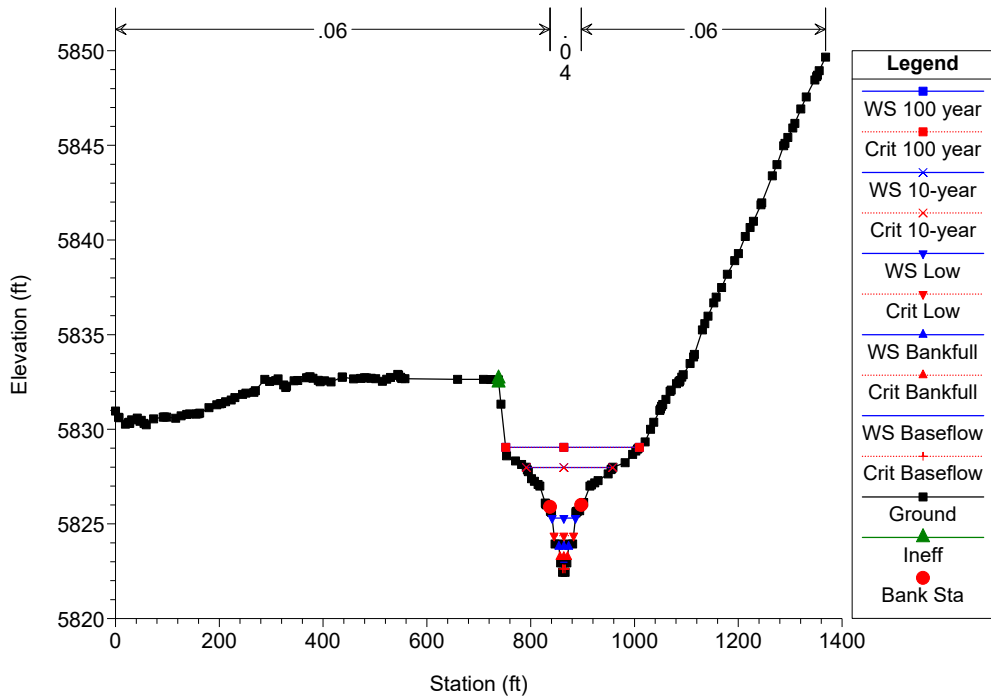
Large Scale Reach models Plan: Plan 04 1/27/2023



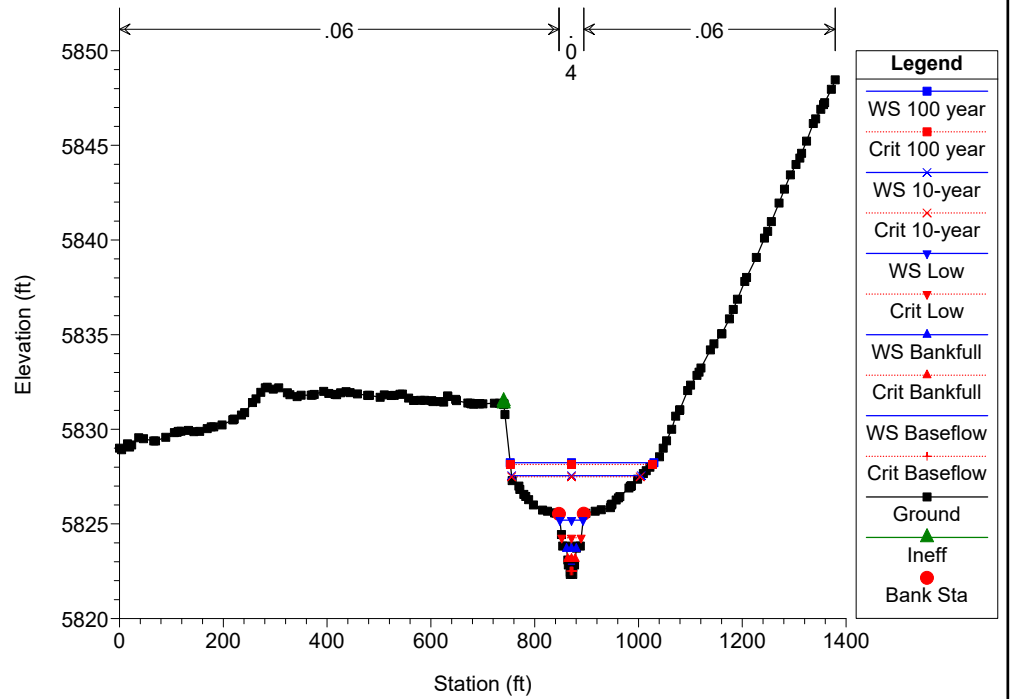
Large Scale Reach models Plan: Plan 04 1/27/2023



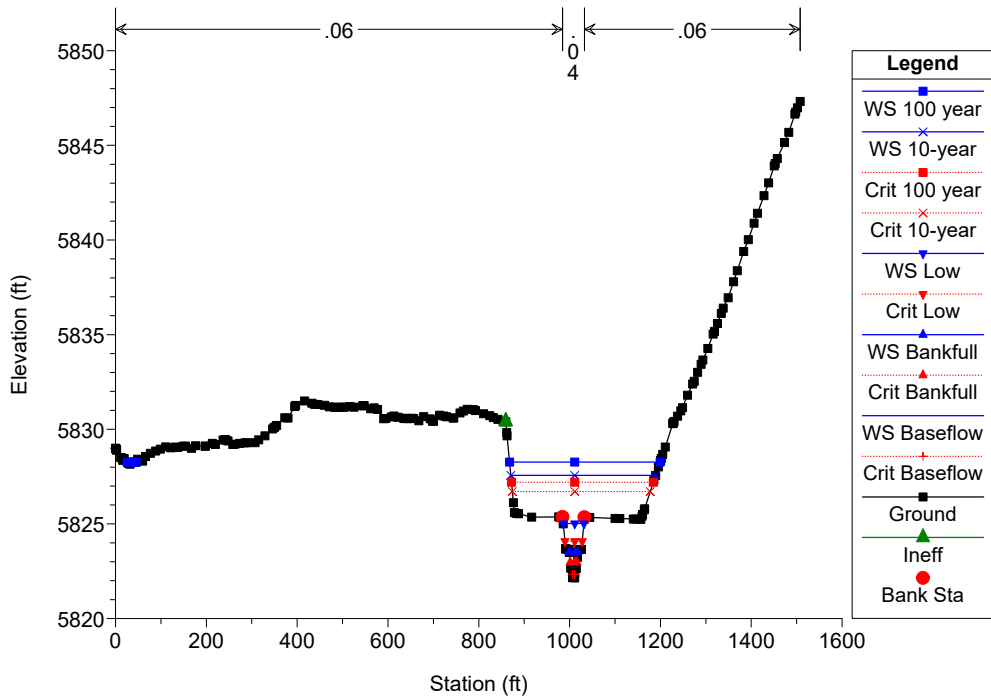
Large Scale Reach models Plan: Plan 04 1/27/2023



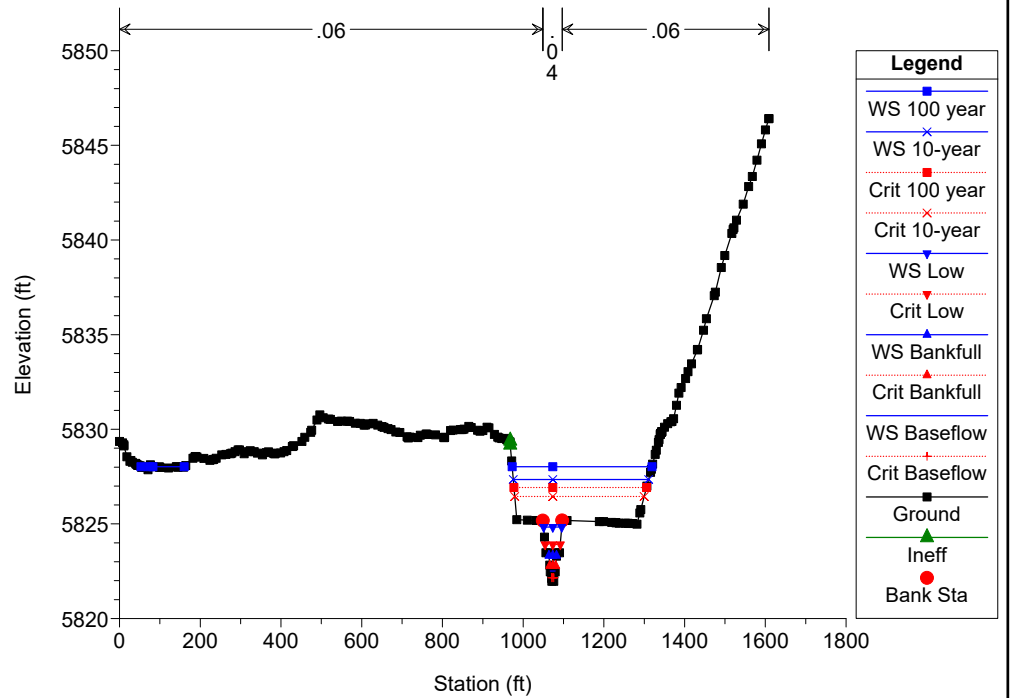
Large Scale Reach models Plan: Plan 04 1/27/2023



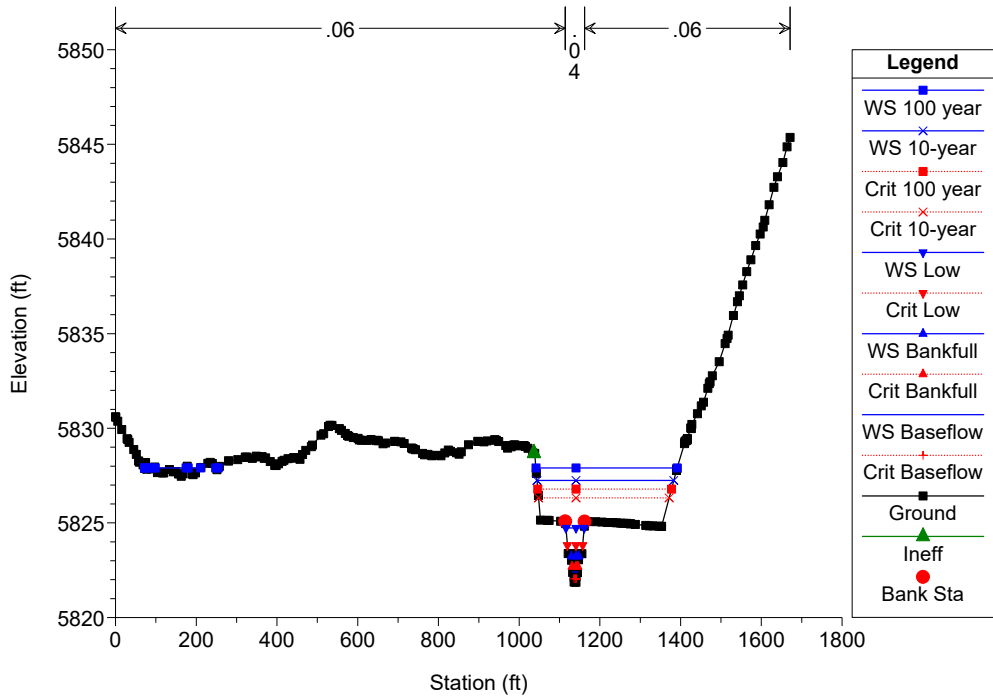
Large Scale Reach models Plan: Plan 04 1/27/2023



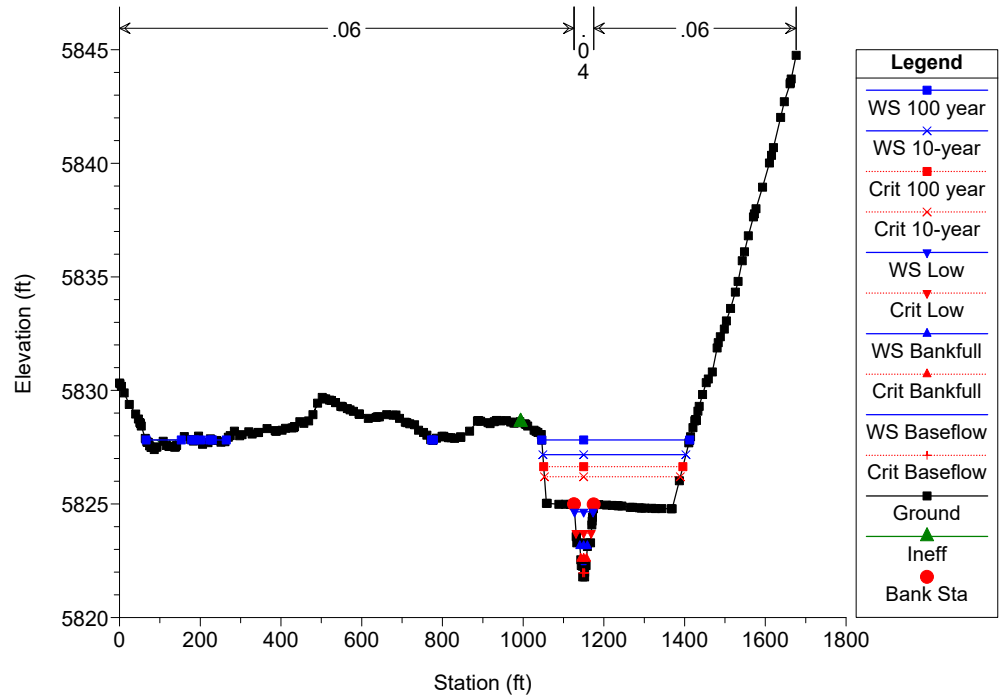
Large Scale Reach models Plan: Plan 04 1/27/2023



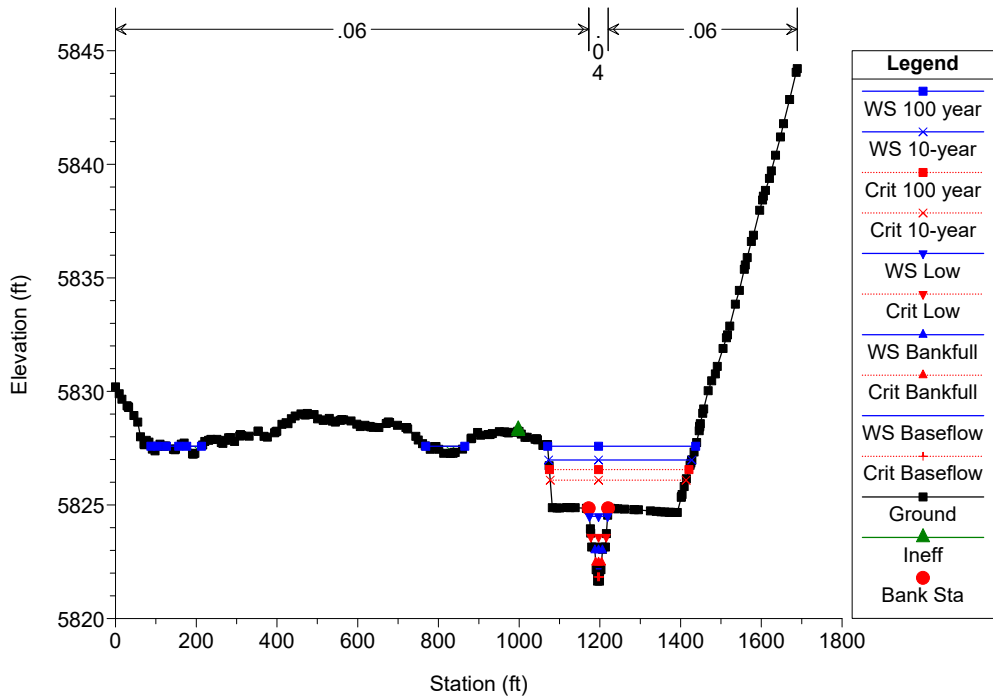
Large Scale Reach models Plan: Plan 04 1/27/2023



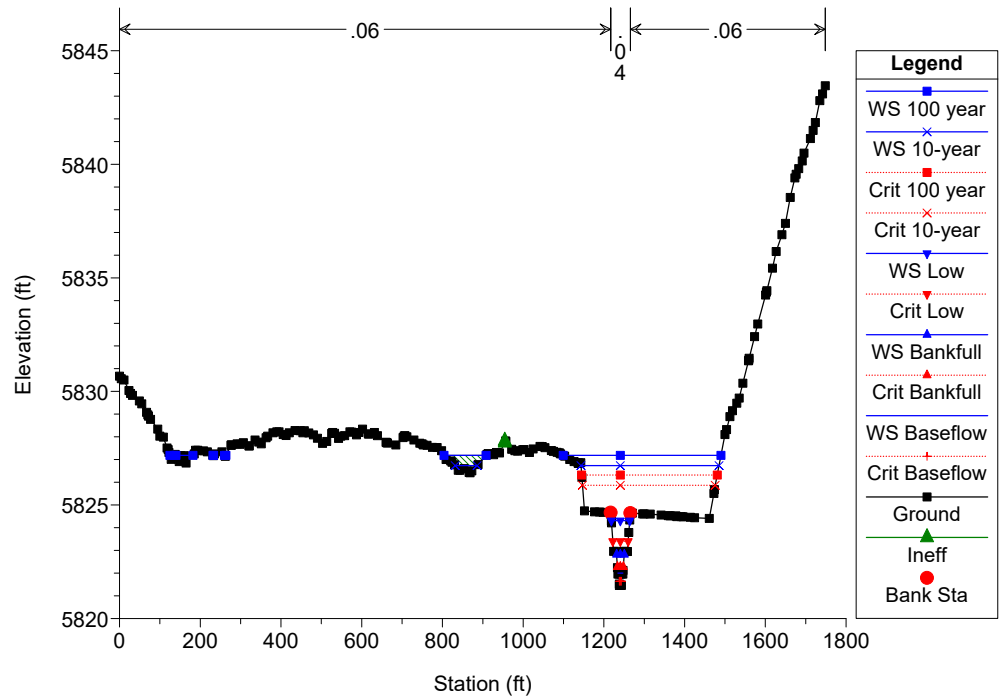
Large Scale Reach models Plan: Plan 04 1/27/2023



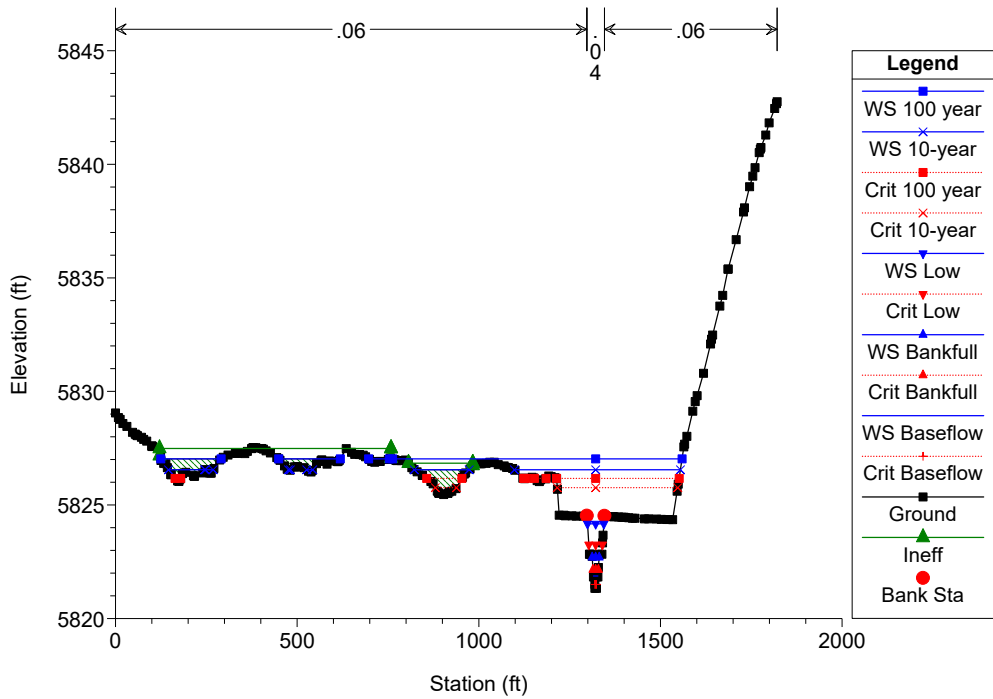
Large Scale Reach models Plan: Plan 04 1/27/2023



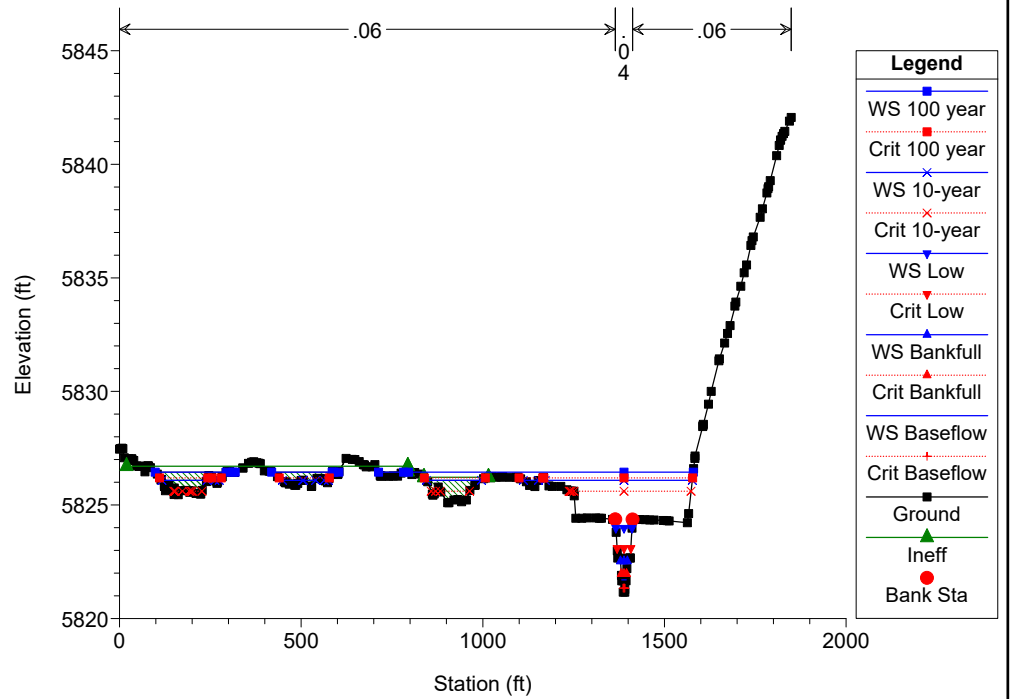
Large Scale Reach models Plan: Plan 04 1/27/2023



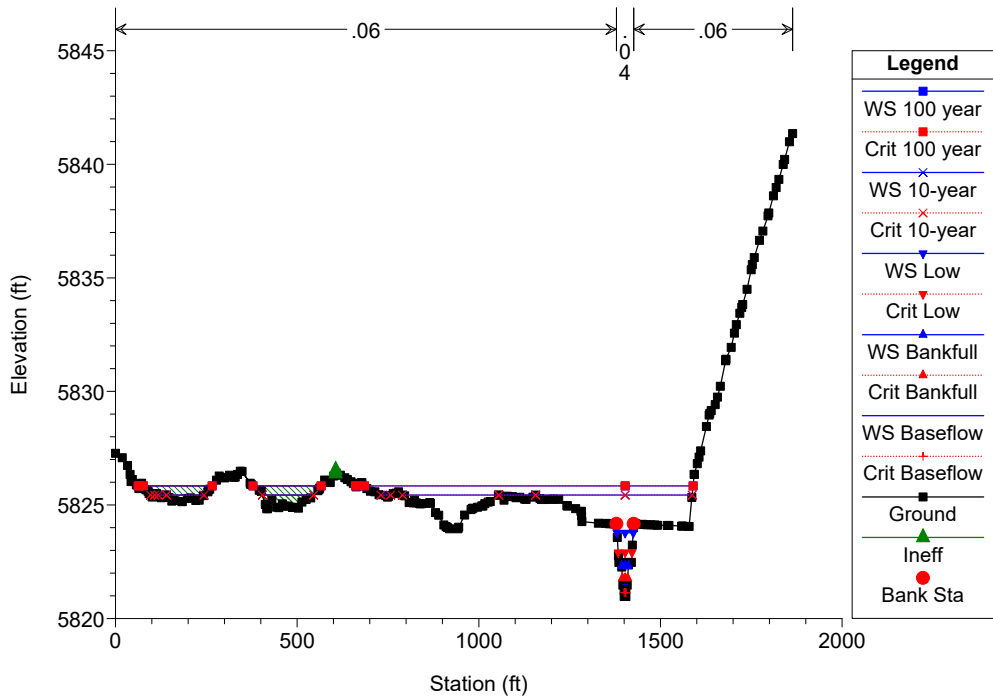
Large Scale Reach models Plan: Plan 04 1/27/2023



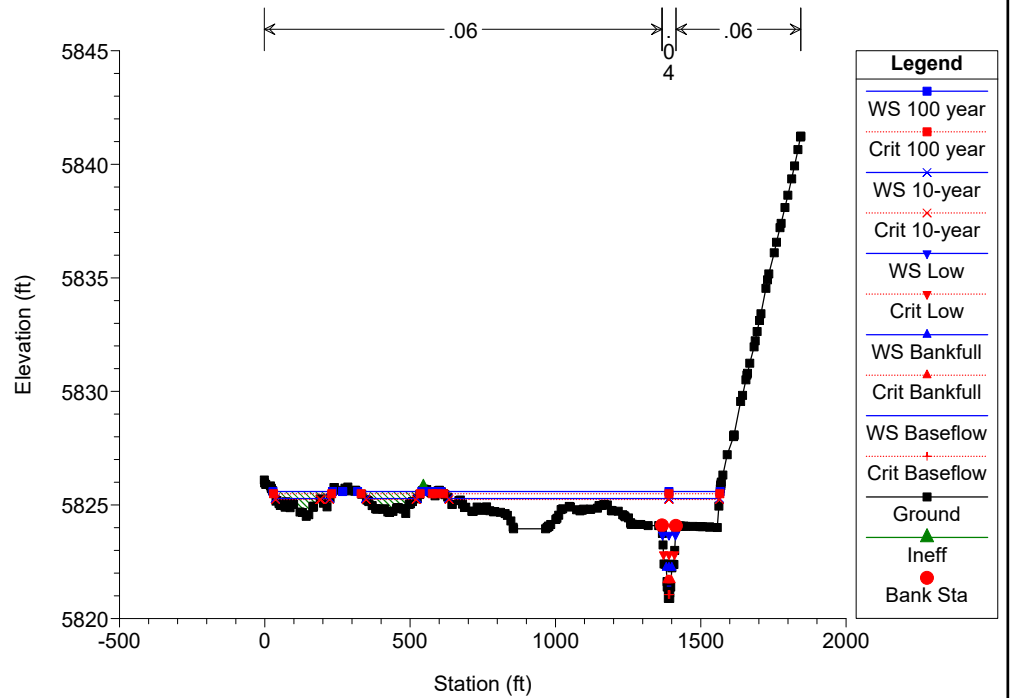
Large Scale Reach models Plan: Plan 04 1/27/2023



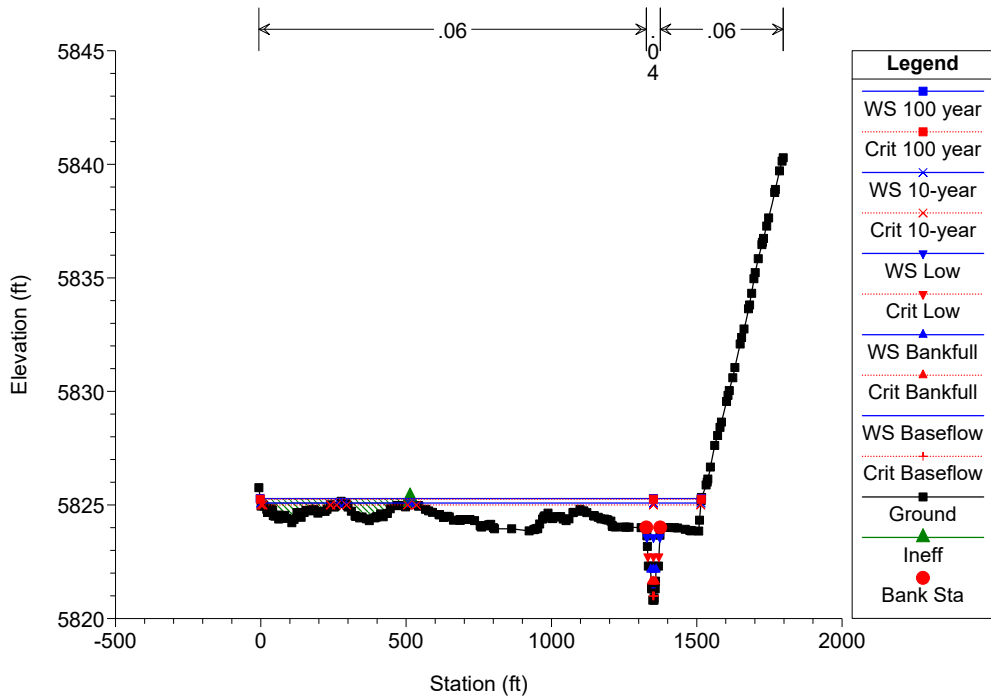
Large Scale Reach models Plan: Plan 04 1/27/2023



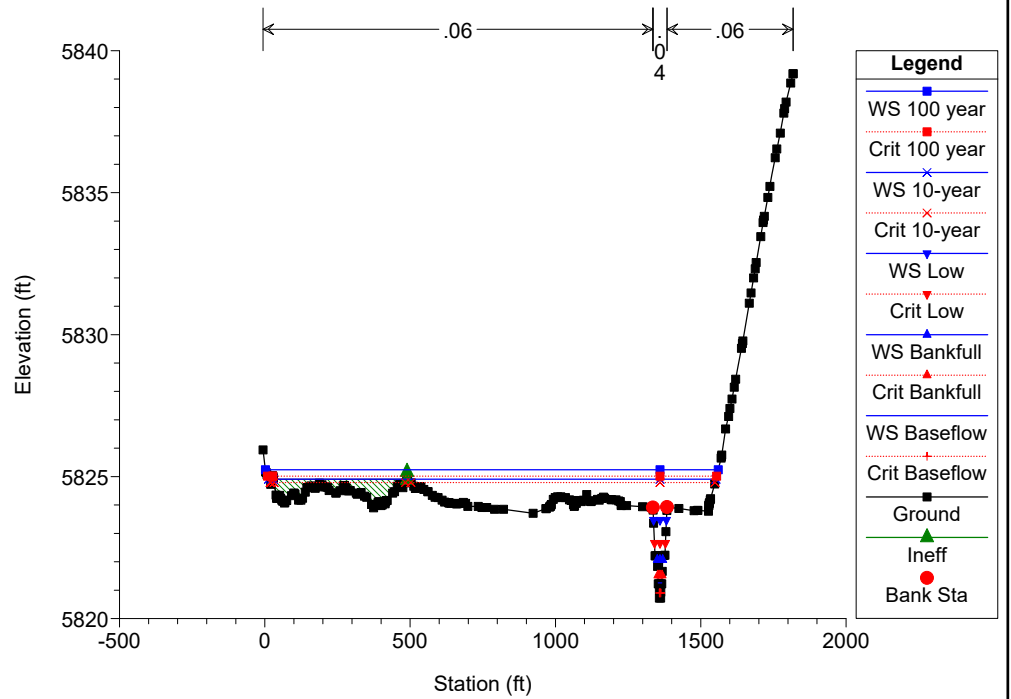
Large Scale Reach models Plan: Plan 04 1/27/2023



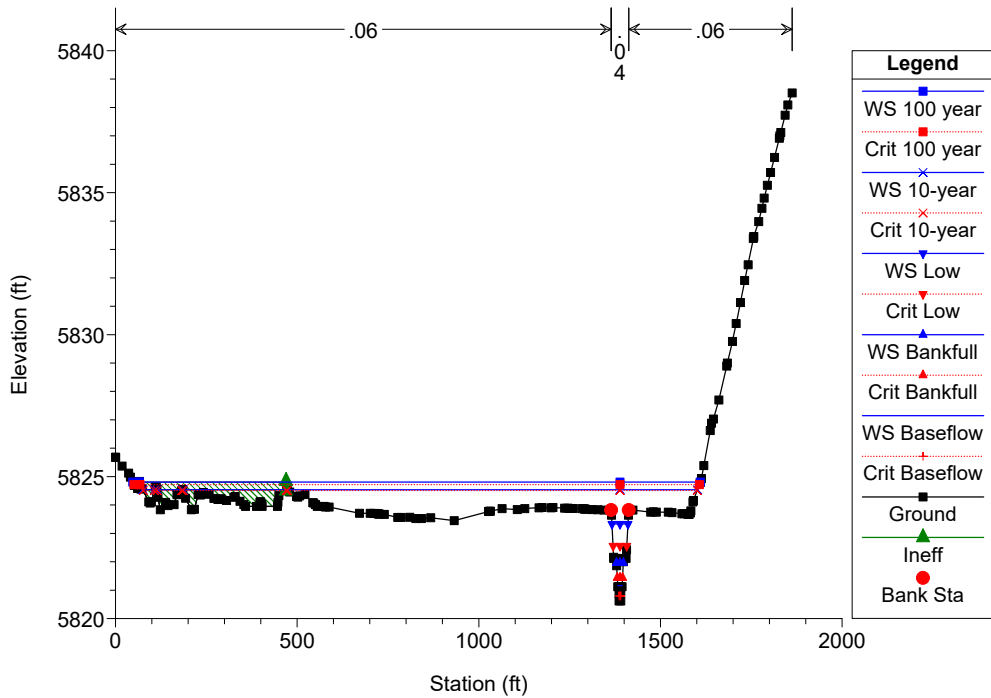
Large Scale Reach models Plan: Plan 04 1/27/2023



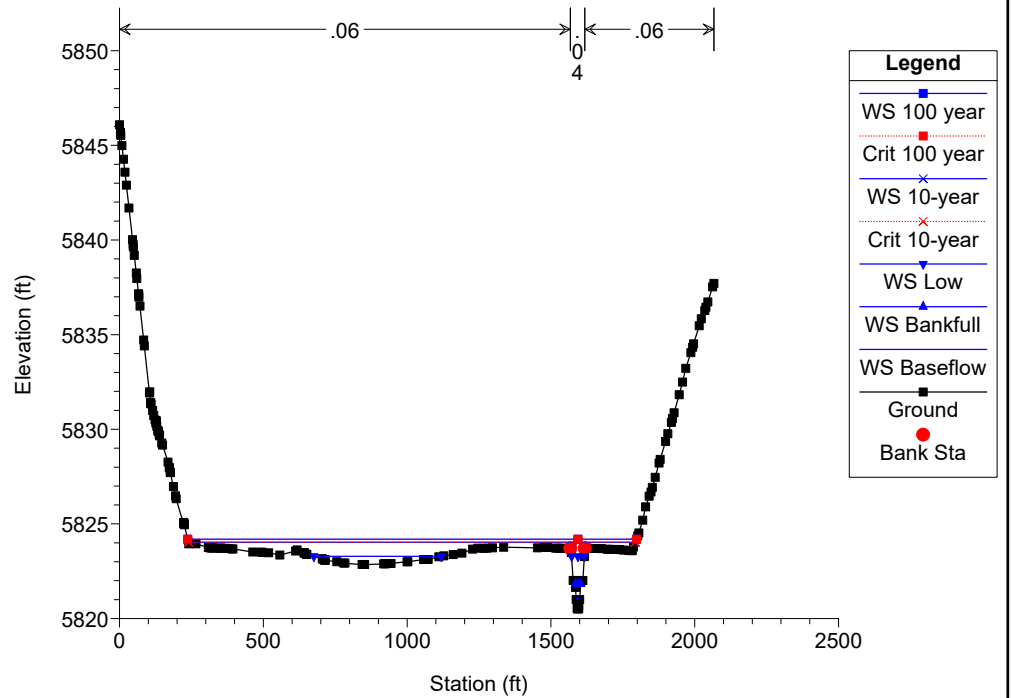
Large Scale Reach models Plan: Plan 04 1/27/2023



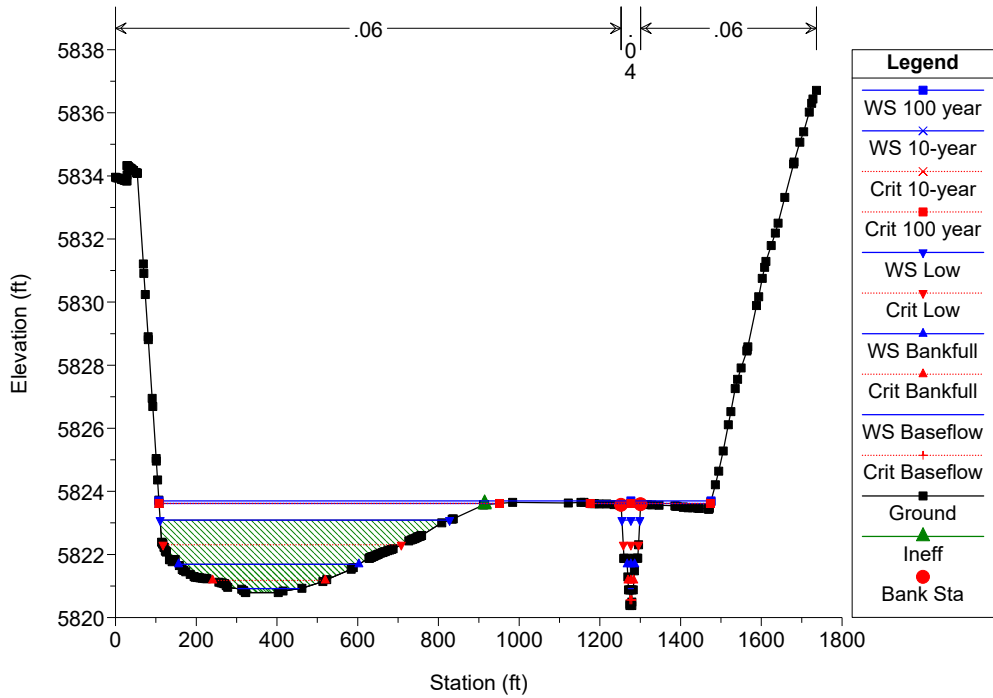
Large Scale Reach models Plan: Plan 04 1/27/2023



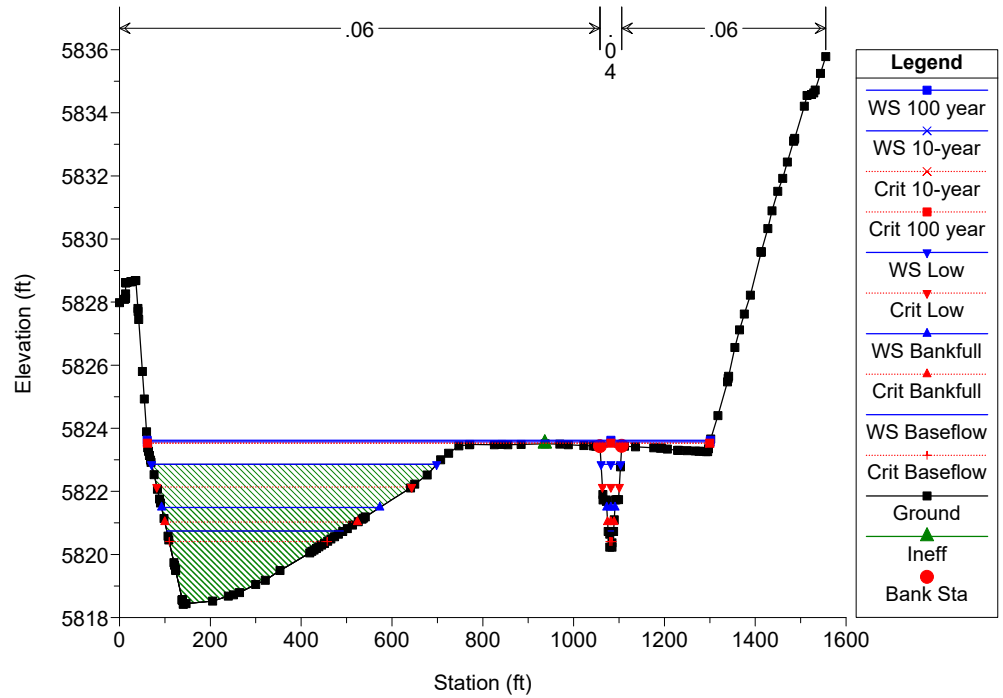
Large Scale Reach models Plan: Plan 04 1/27/2023



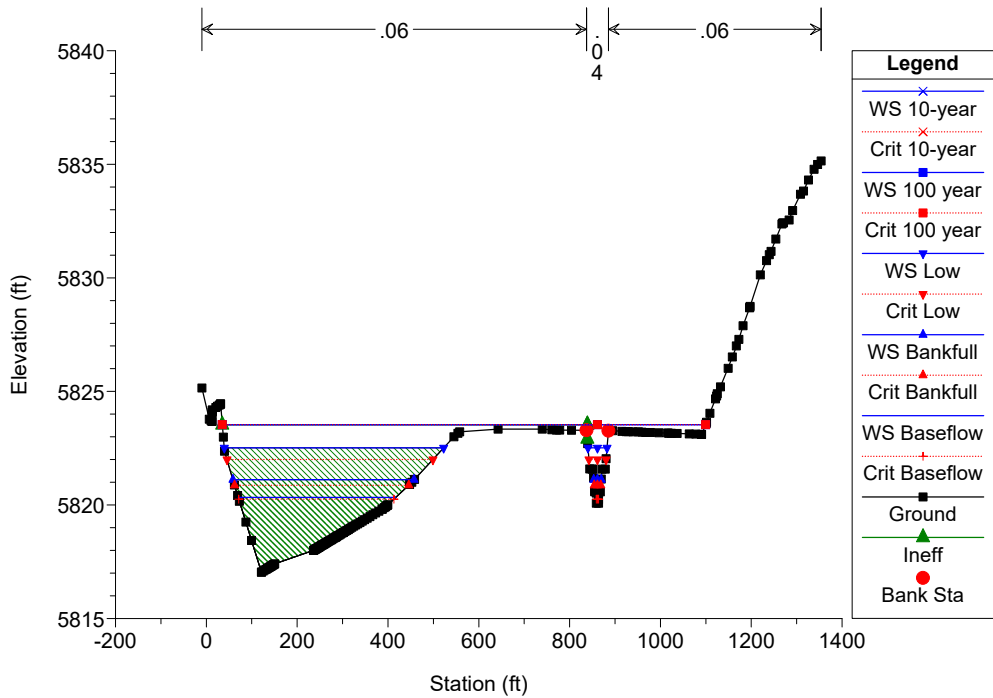
Large Scale Reach models Plan: Plan 04 1/27/2023



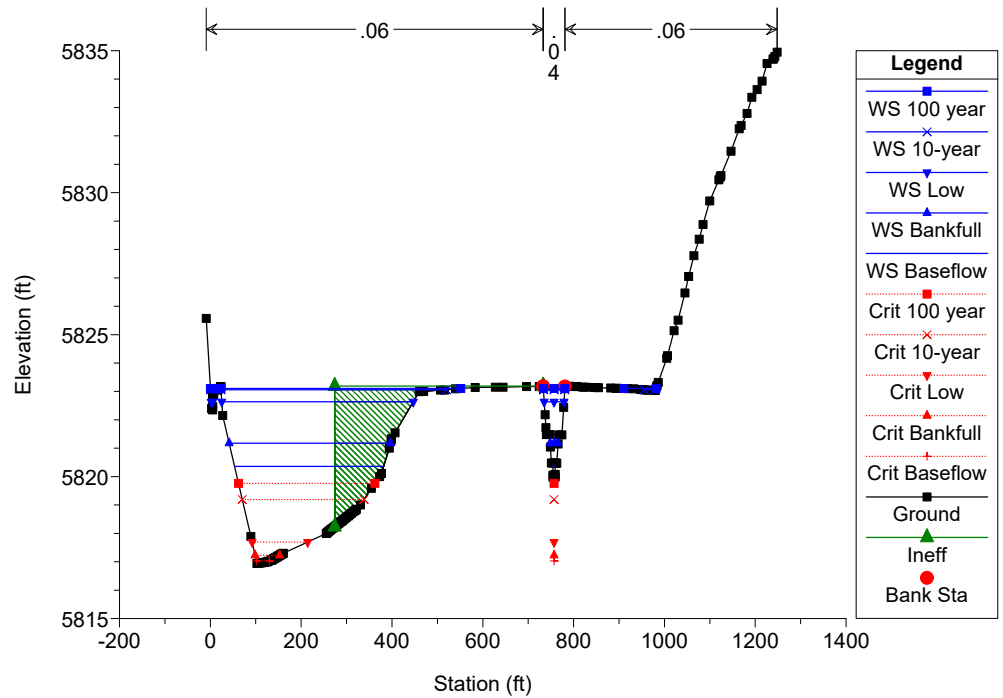
Large Scale Reach models Plan: Plan 04 1/27/2023



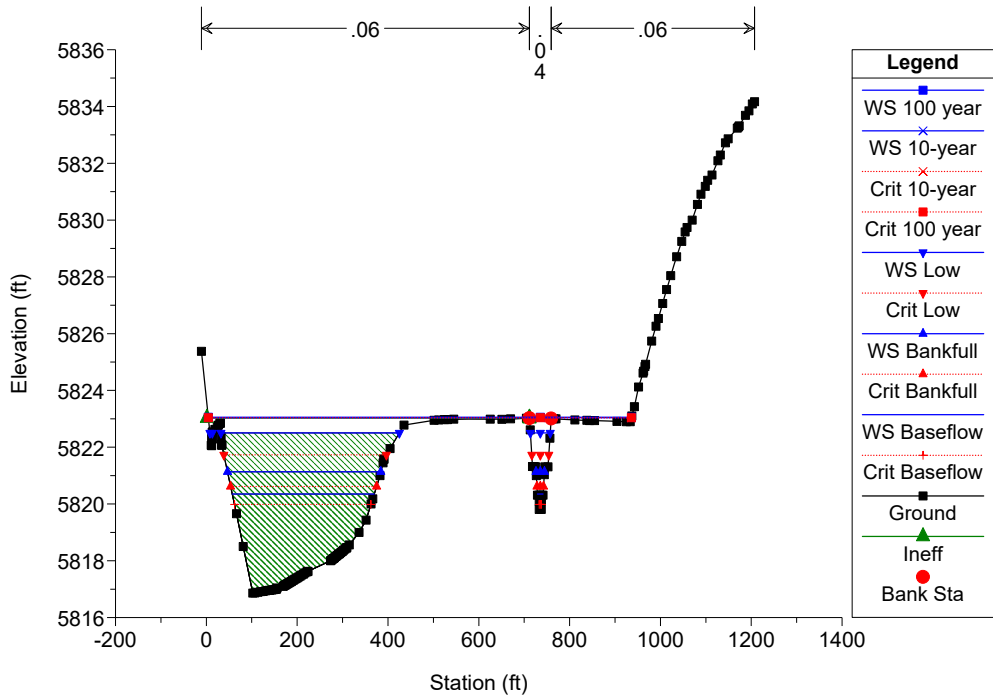
Large Scale Reach models Plan: Plan 04 1/27/2023



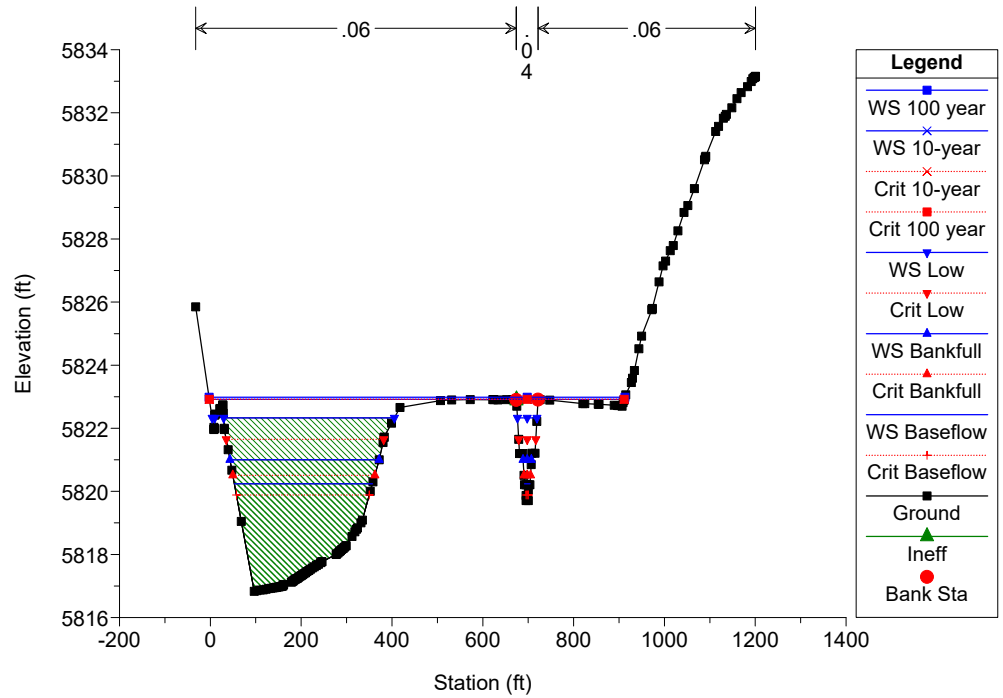
Large Scale Reach models Plan: Plan 04 1/27/2023



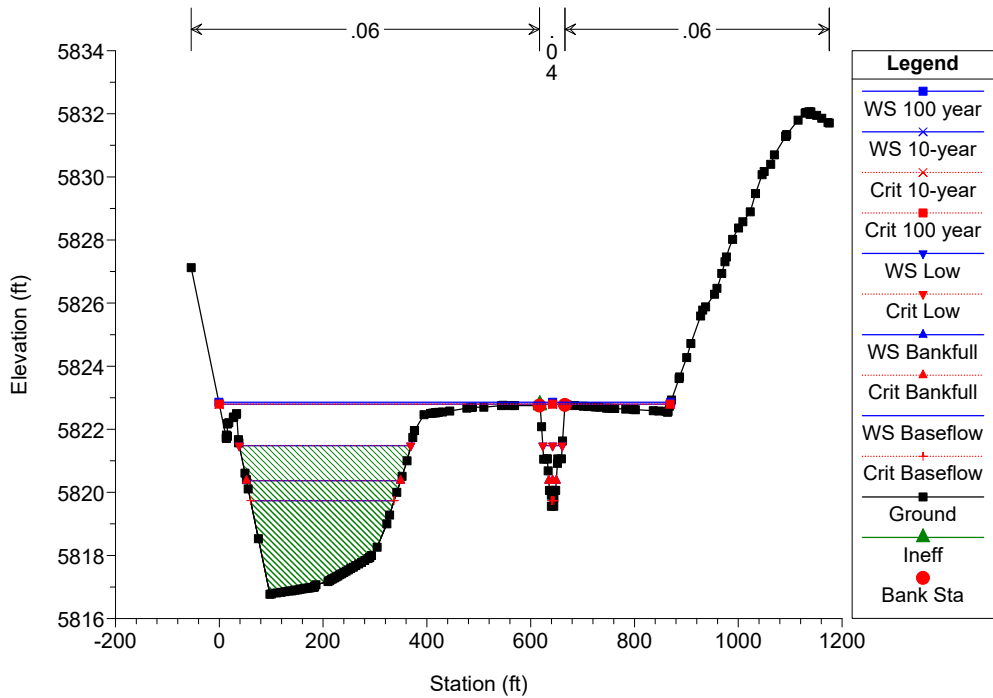
Large Scale Reach models Plan: Plan 04 1/27/2023



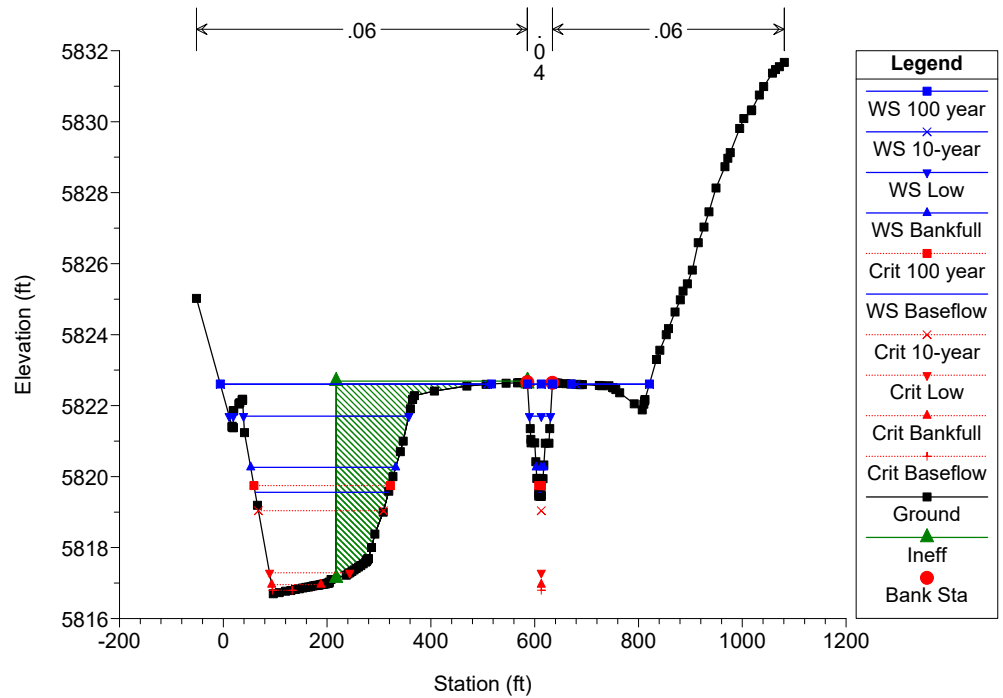
Large Scale Reach models Plan: Plan 04 1/27/2023



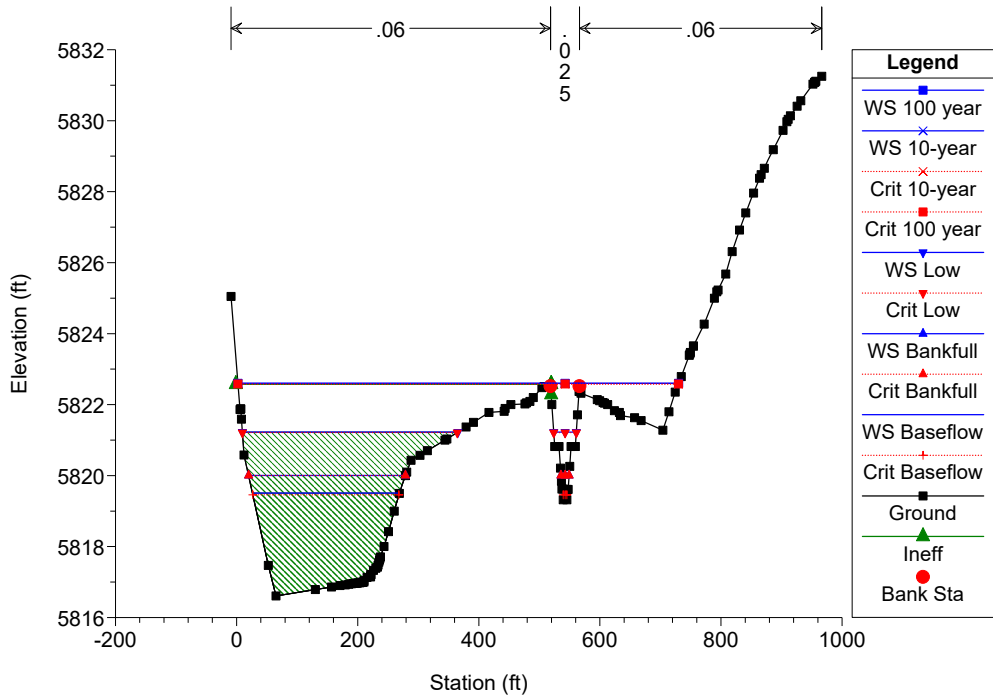
Large Scale Reach models Plan: Plan 04 1/27/2023



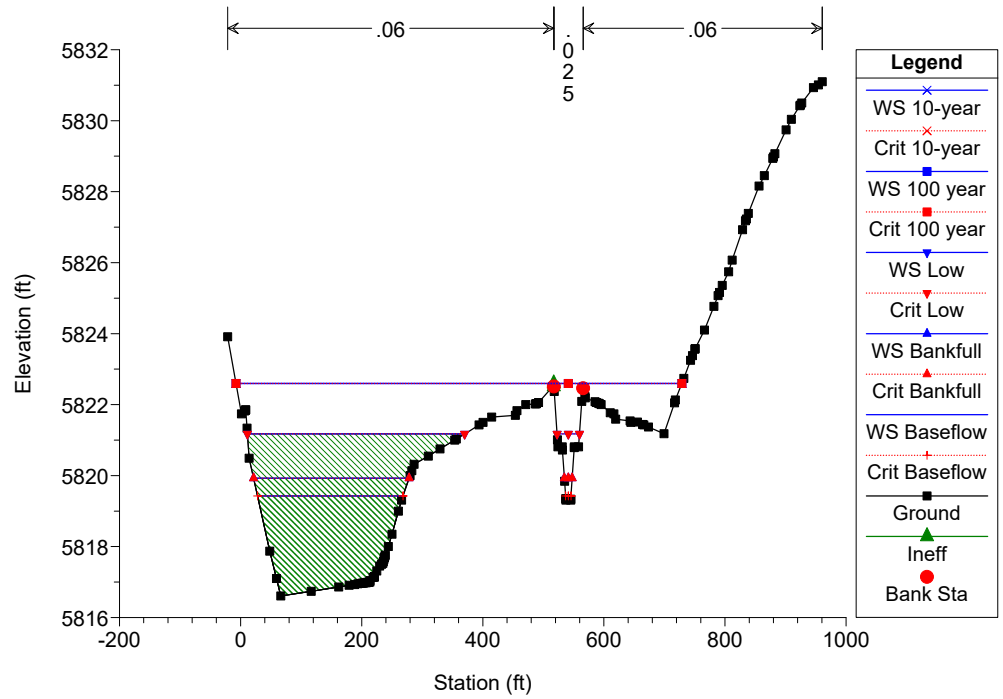
Large Scale Reach models Plan: Plan 04 1/27/2023



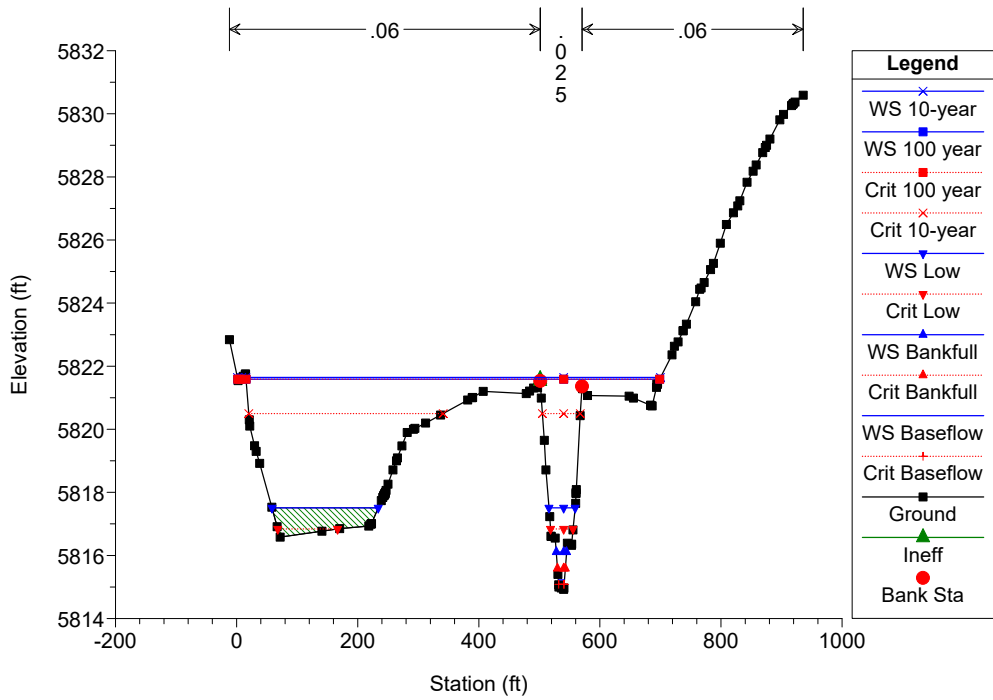
Large Scale Reach models Plan: Plan 04 1/27/2023



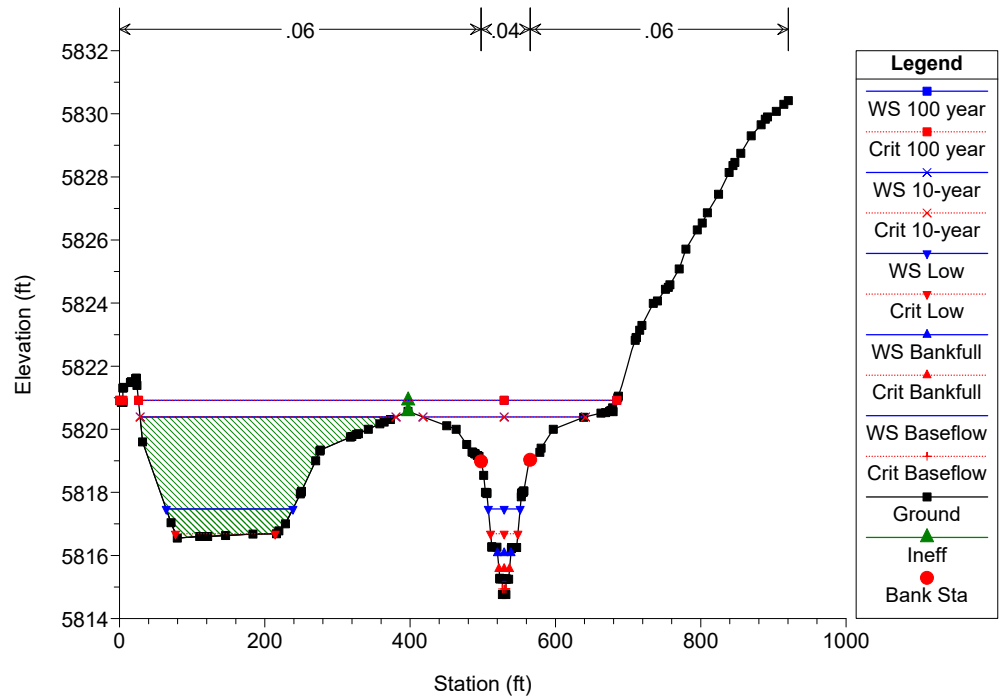
Large Scale Reach models Plan: Plan 04 1/27/2023



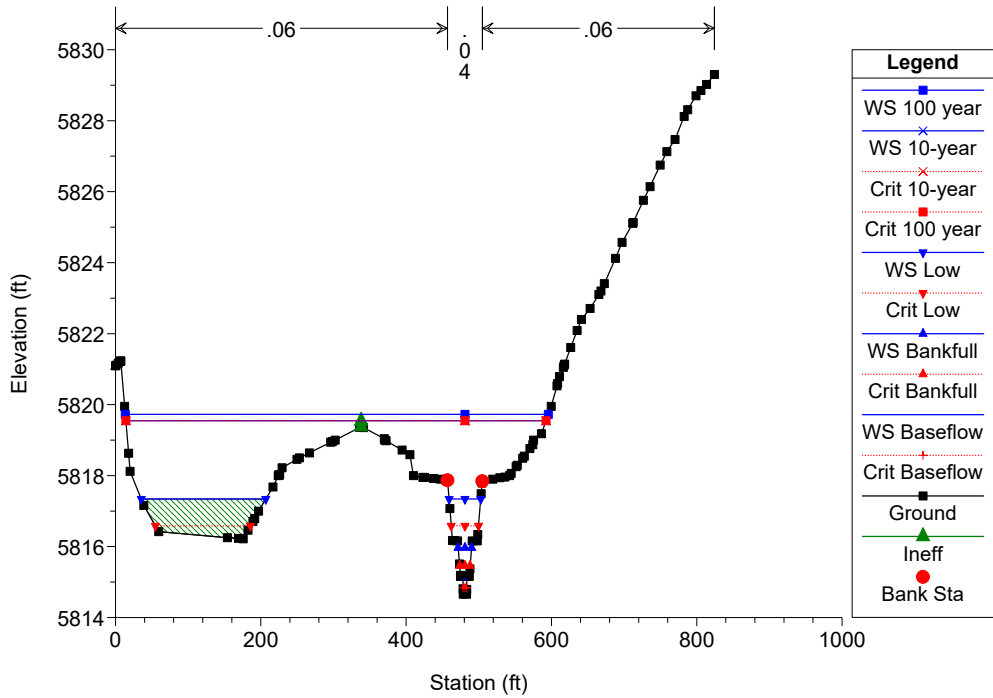
Large Scale Reach models Plan: Plan 04 1/27/2023



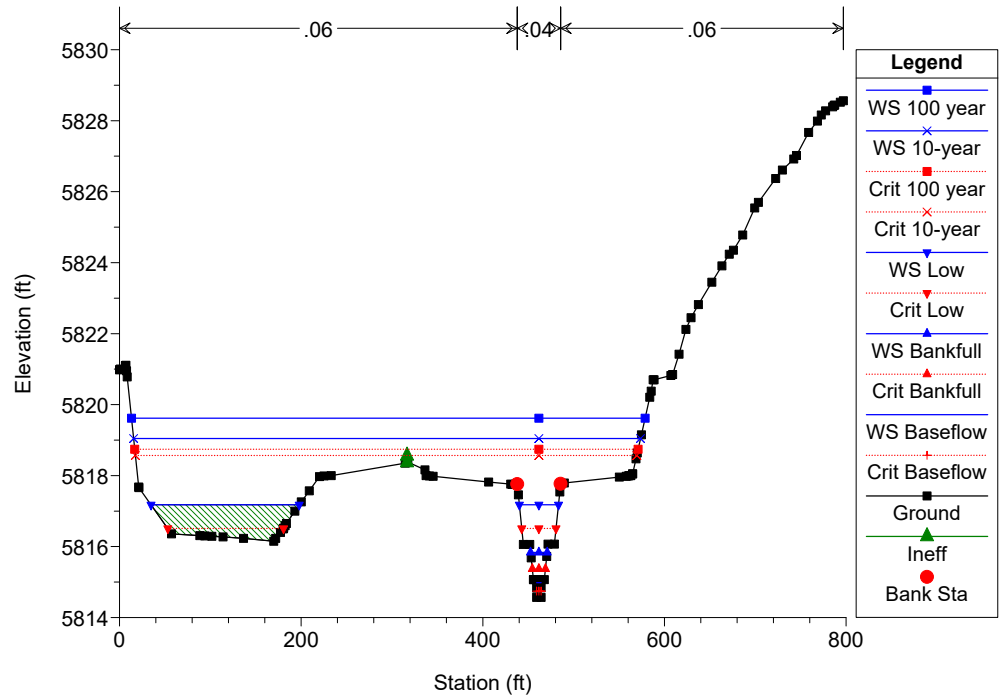
Large Scale Reach models Plan: Plan 04 1/27/2023



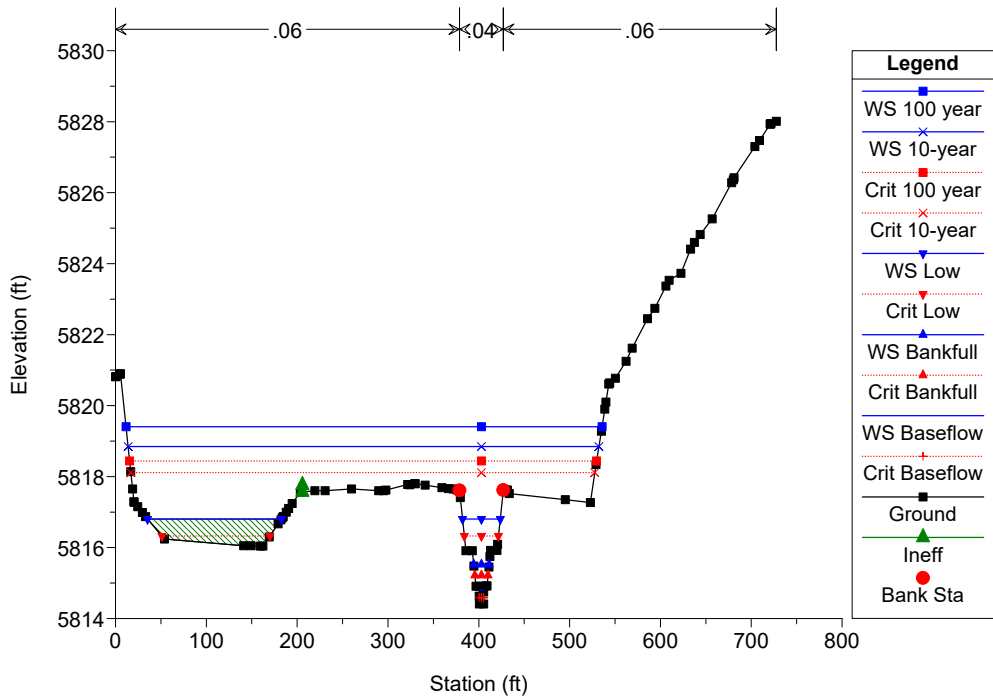
Large Scale Reach models Plan: Plan 04 1/27/2023



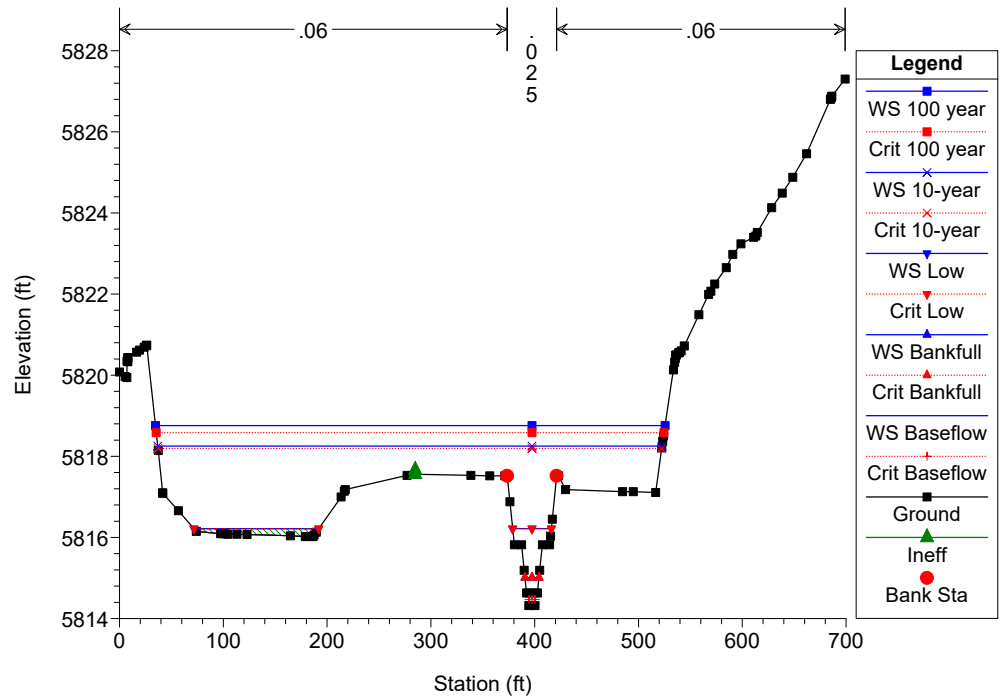
Large Scale Reach models Plan: Plan 04 1/27/2023



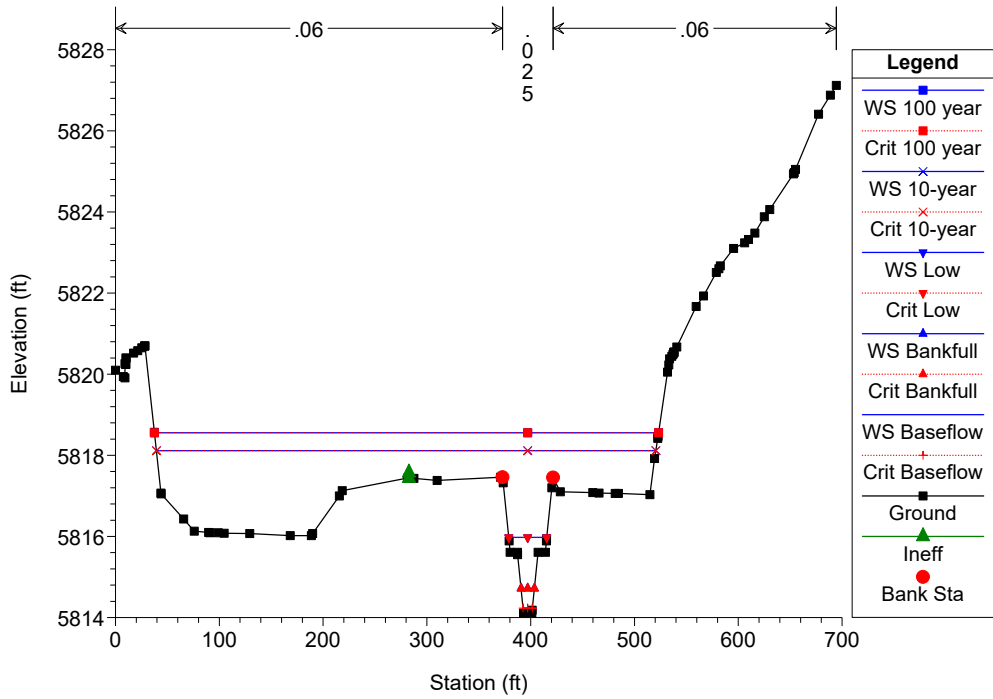
Large Scale Reach models Plan: Plan 04 1/27/2023



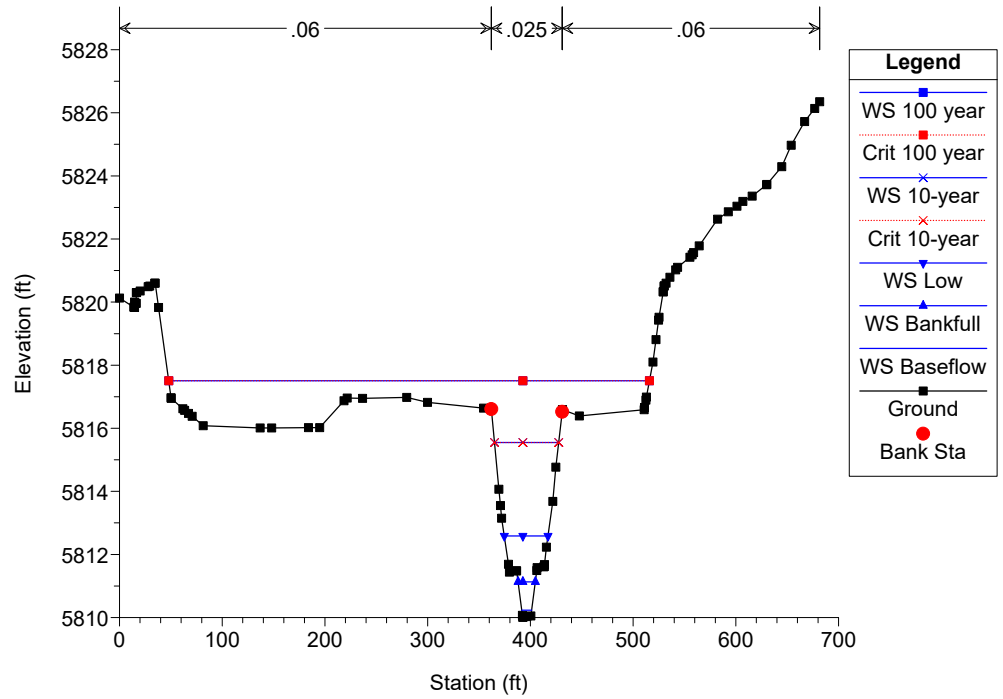
Large Scale Reach models Plan: Plan 04 1/27/2023



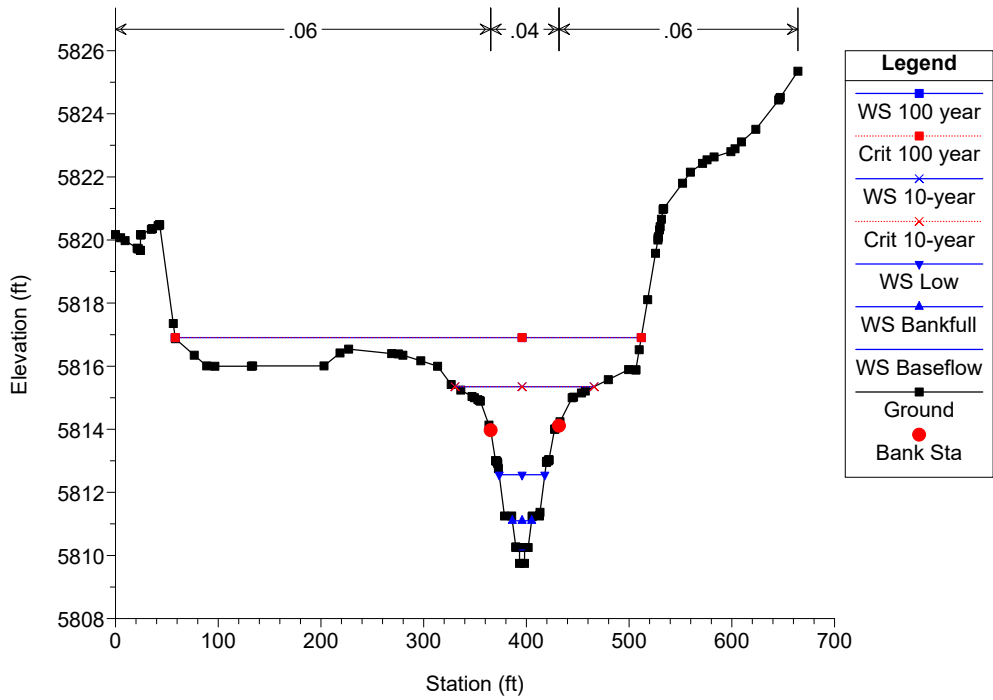
Large Scale Reach models Plan: Plan 04 1/27/2023



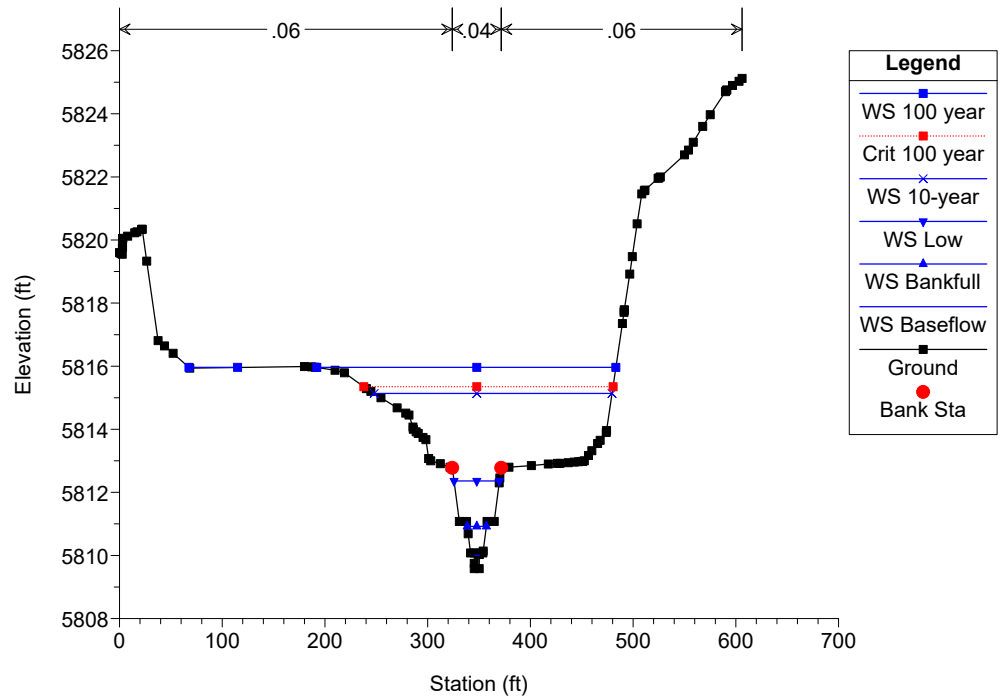
Large Scale Reach models Plan: Plan 04 1/27/2023



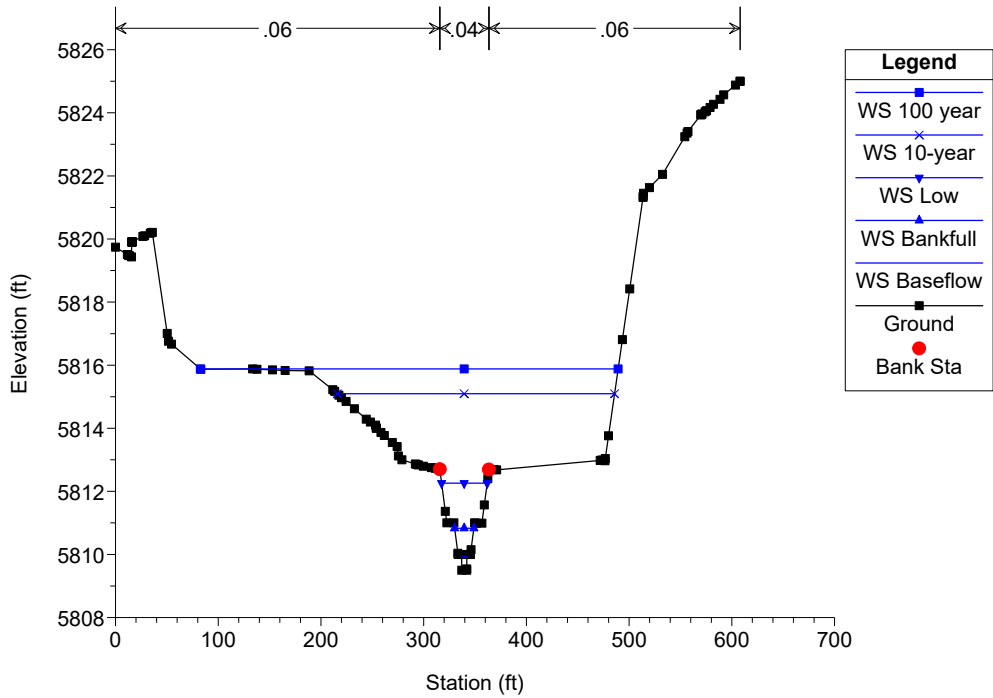
Large Scale Reach models Plan: Plan 04 1/27/2023



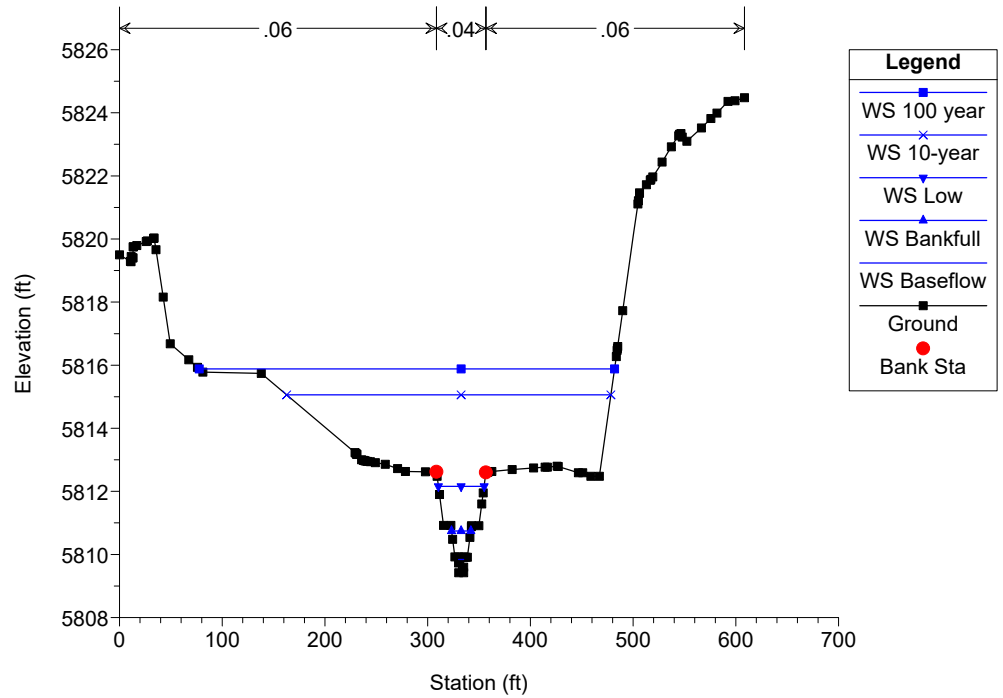
Large Scale Reach models Plan: Plan 04 1/27/2023



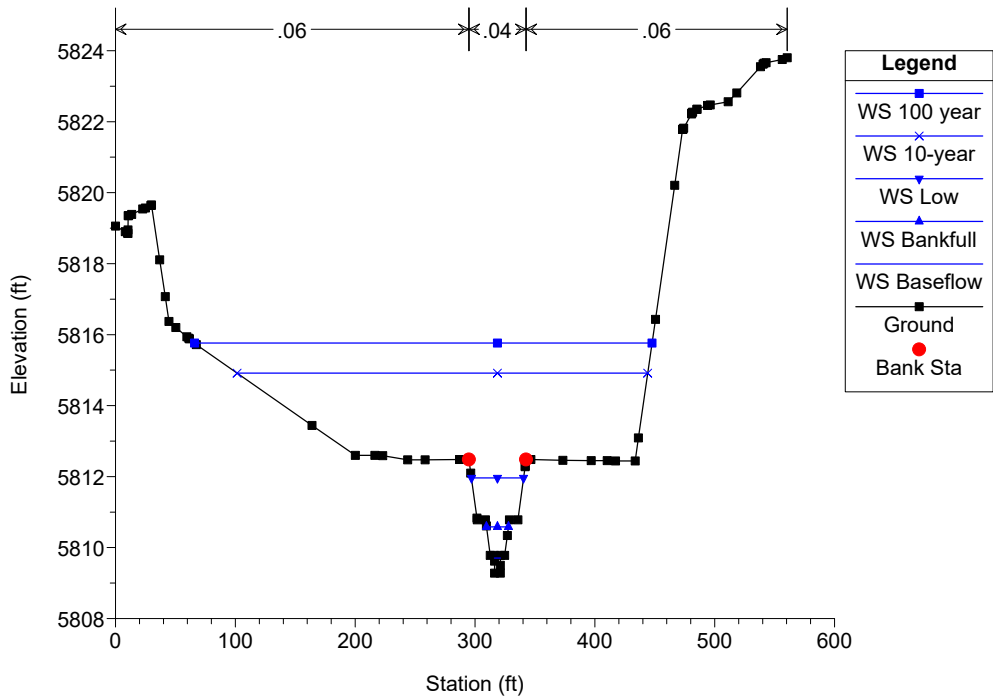
Large Scale Reach models Plan: Plan 04 1/27/2023



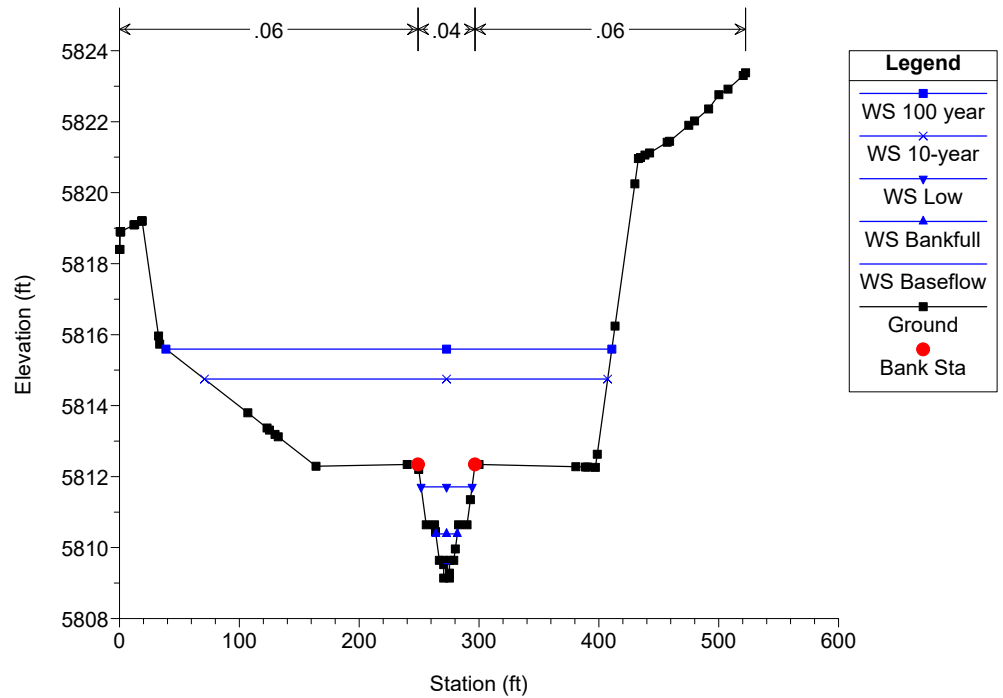
Large Scale Reach models Plan: Plan 04 1/27/2023



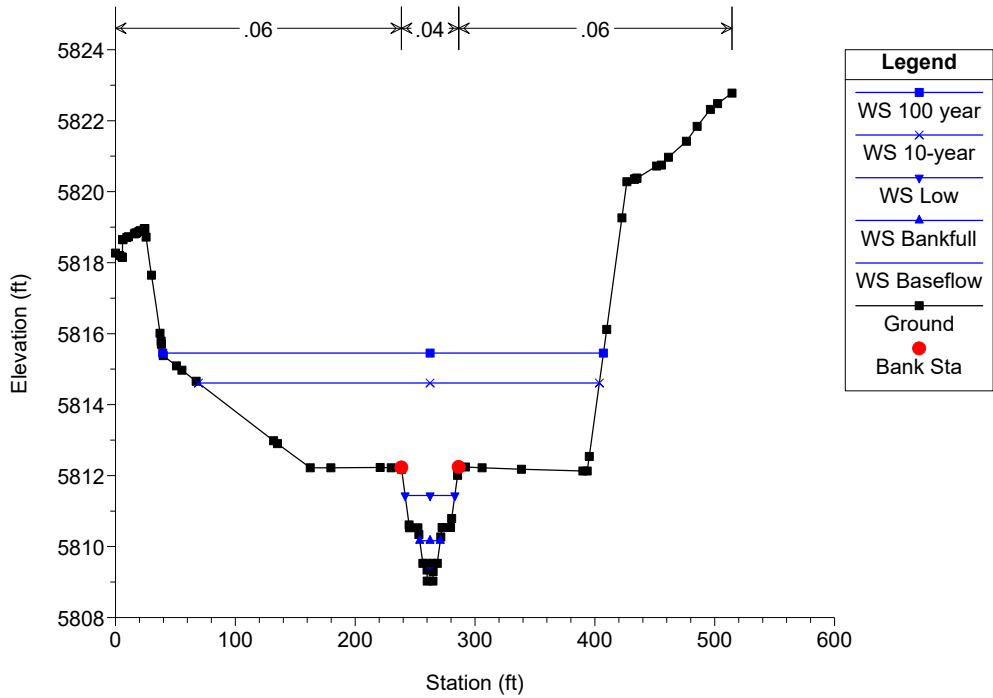
Large Scale Reach models Plan: Plan 04 1/27/2023



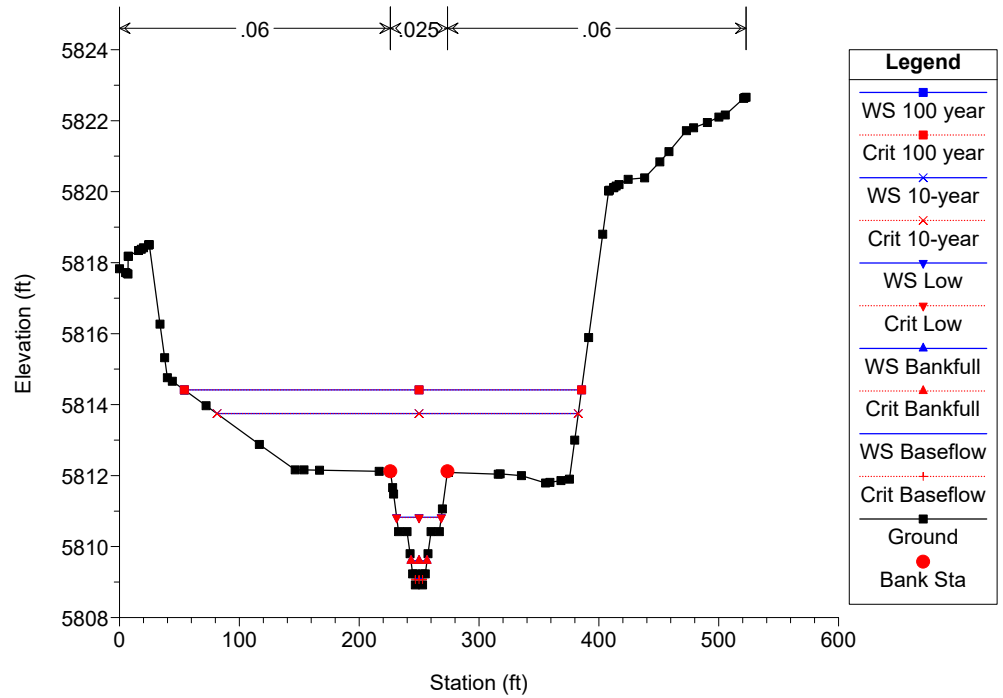
Large Scale Reach models Plan: Plan 04 1/27/2023



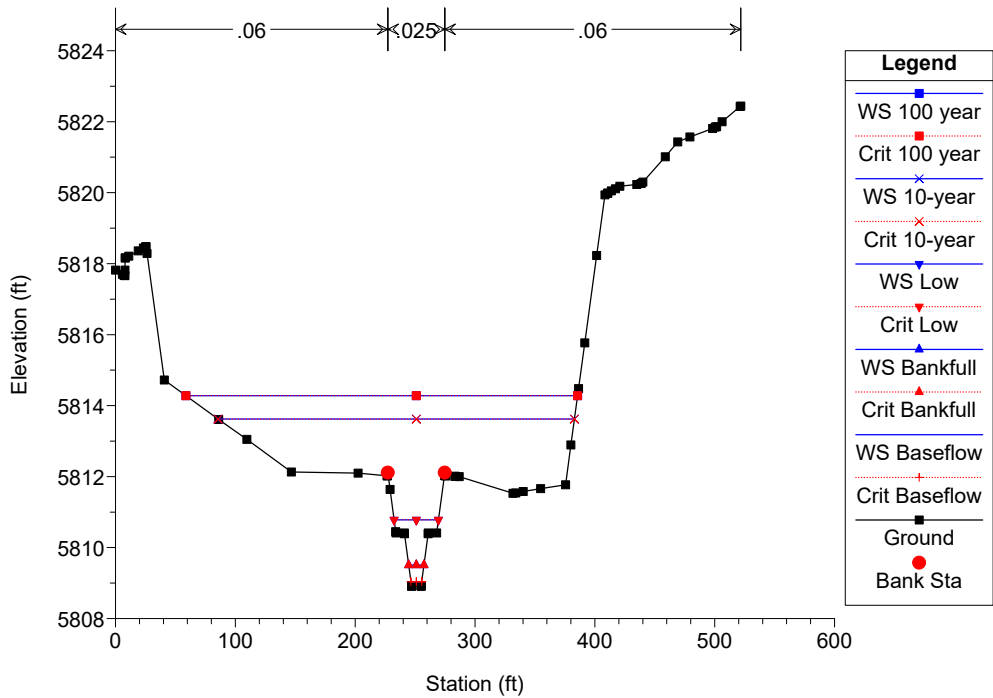
Large Scale Reach models Plan: Plan 04 1/27/2023



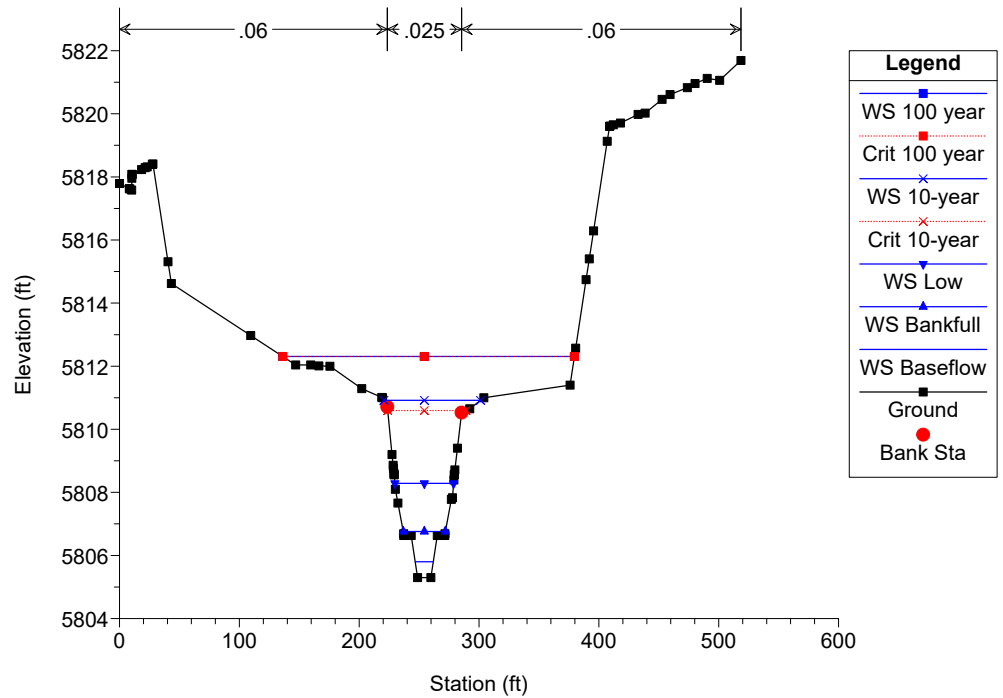
Large Scale Reach models Plan: Plan 04 1/27/2023



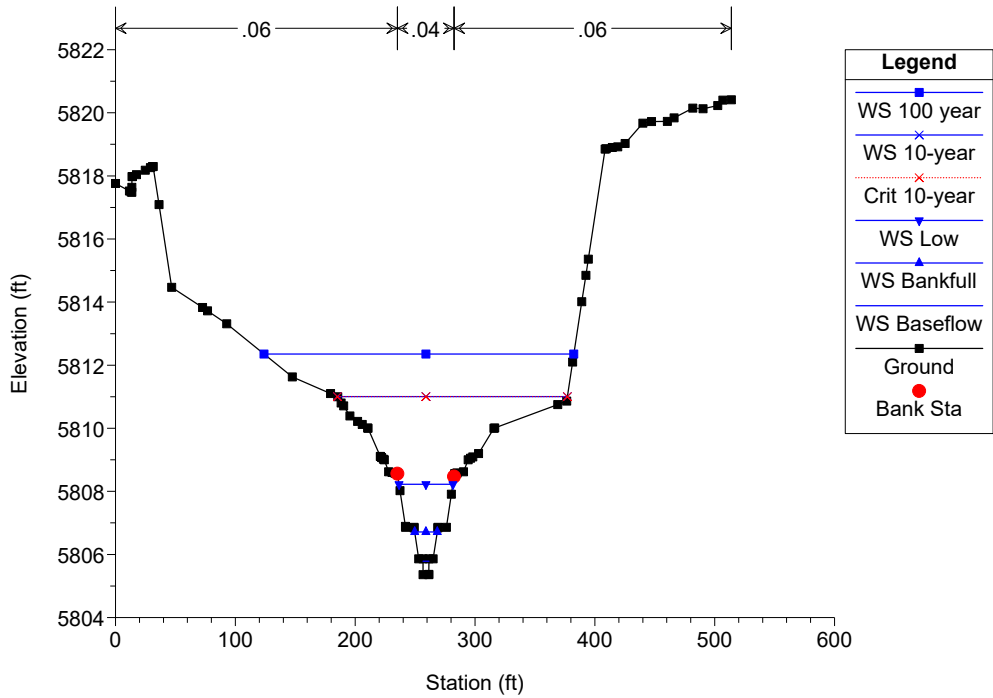
Large Scale Reach models Plan: Plan 04 1/27/2023



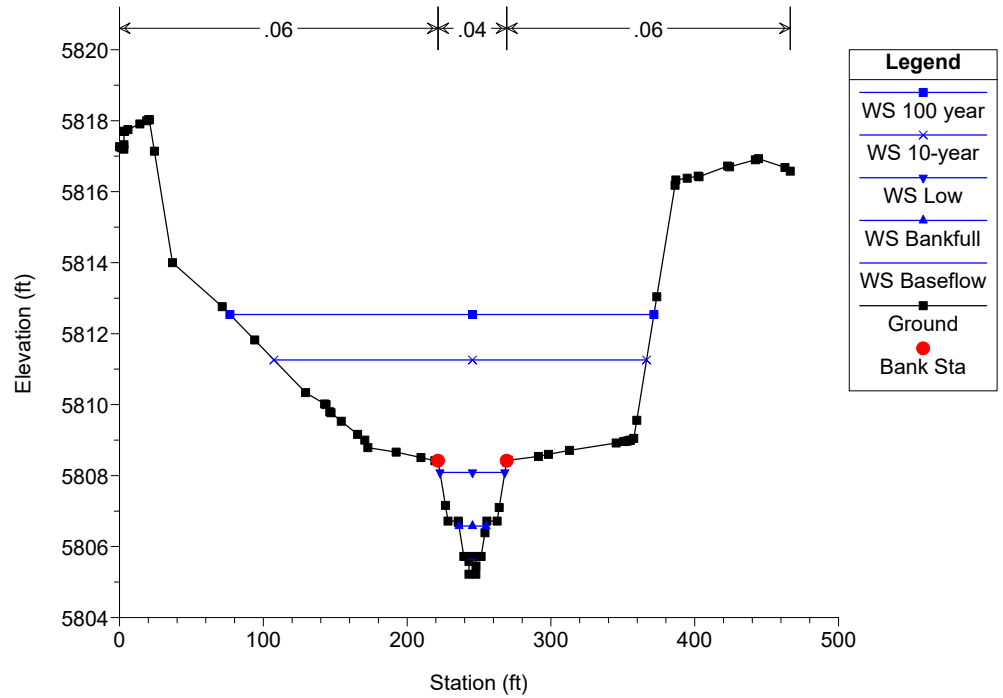
Large Scale Reach models Plan: Plan 04 1/27/2023



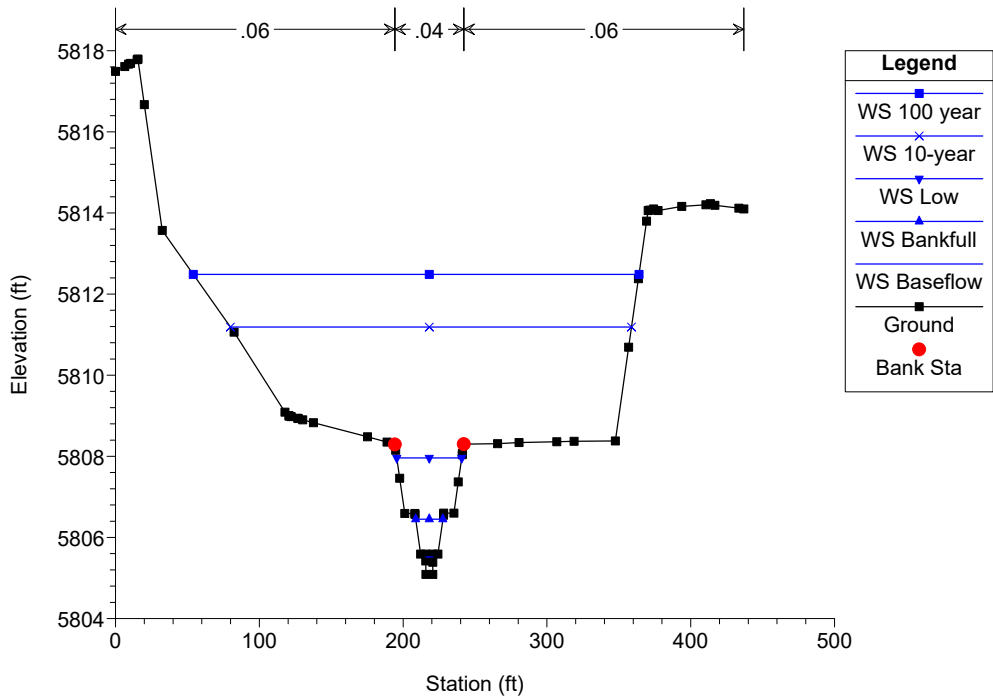
Large Scale Reach models Plan: Plan 04 1/27/2023



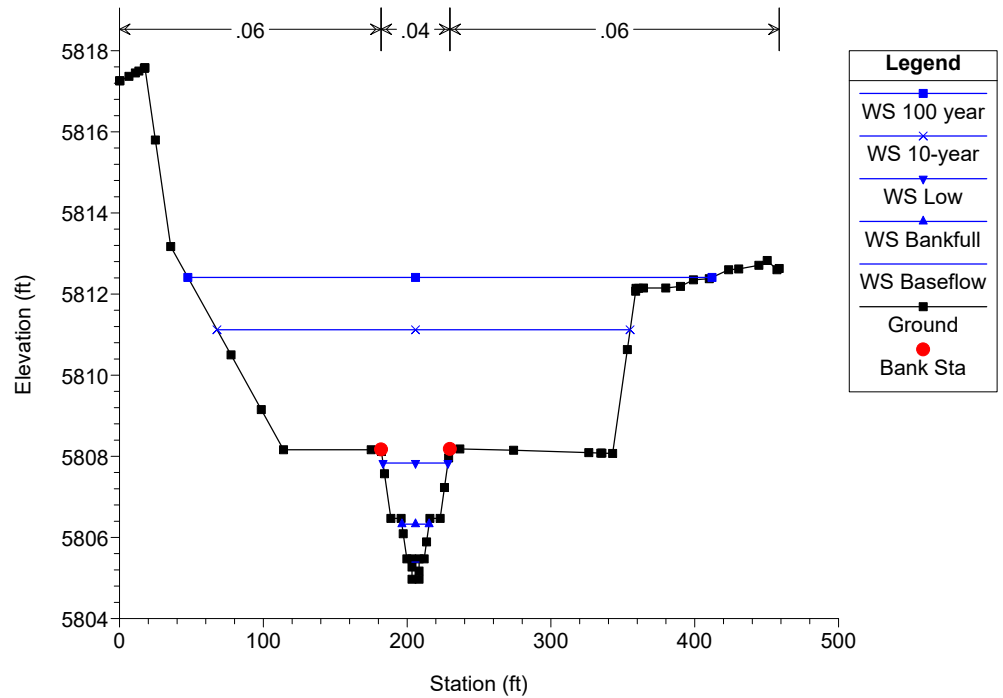
Large Scale Reach models Plan: Plan 04 1/27/2023



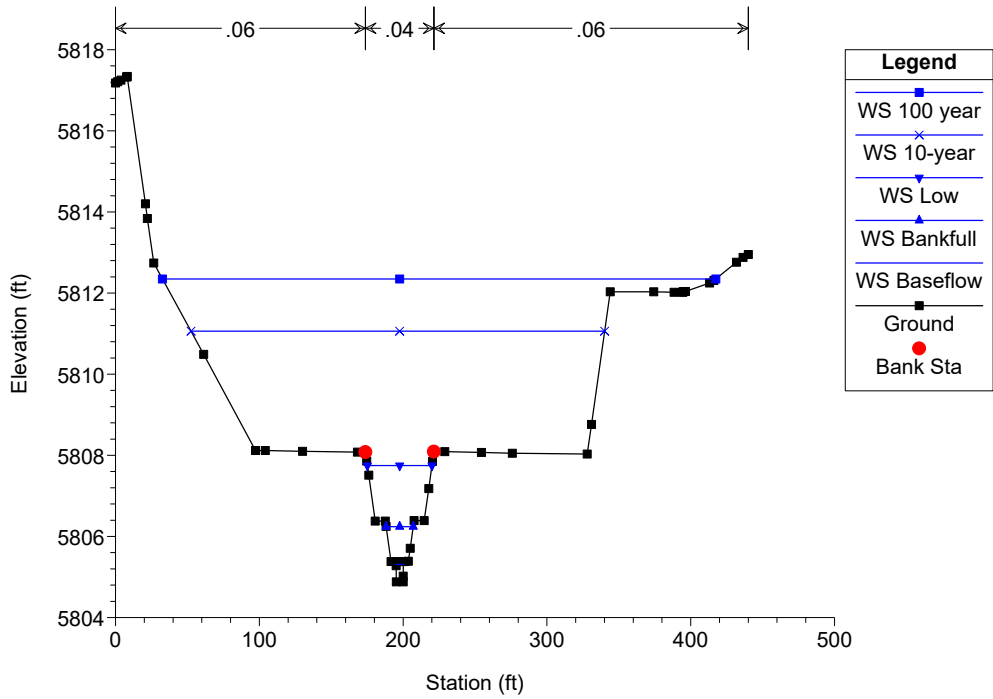
Large Scale Reach models Plan: Plan 04 1/27/2023



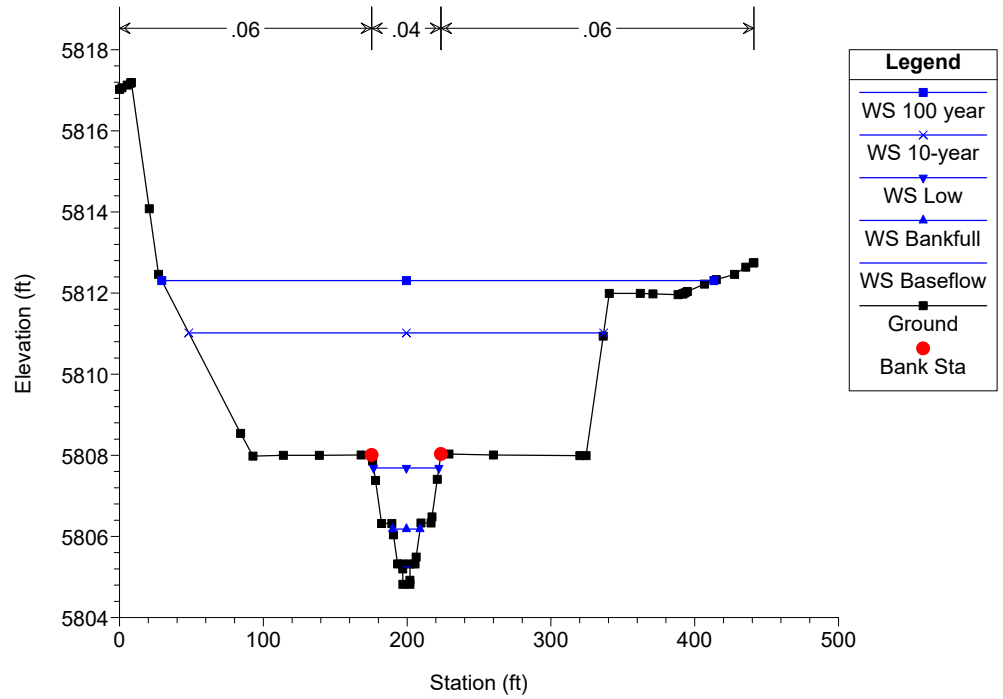
Large Scale Reach models Plan: Plan 04 1/27/2023



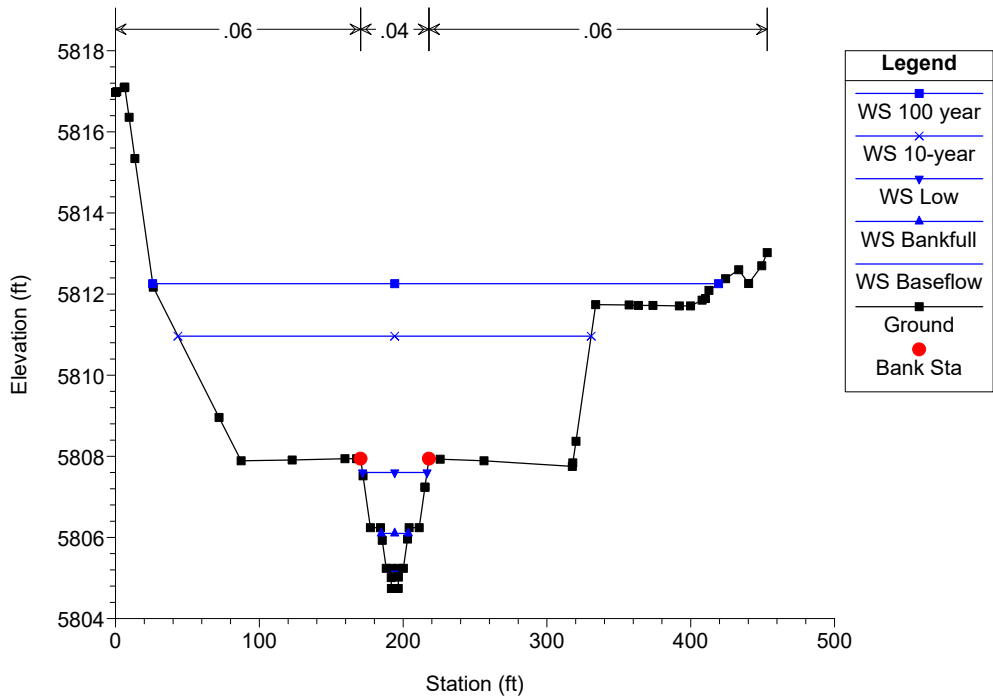
Large Scale Reach models Plan: Plan 04 1/27/2023



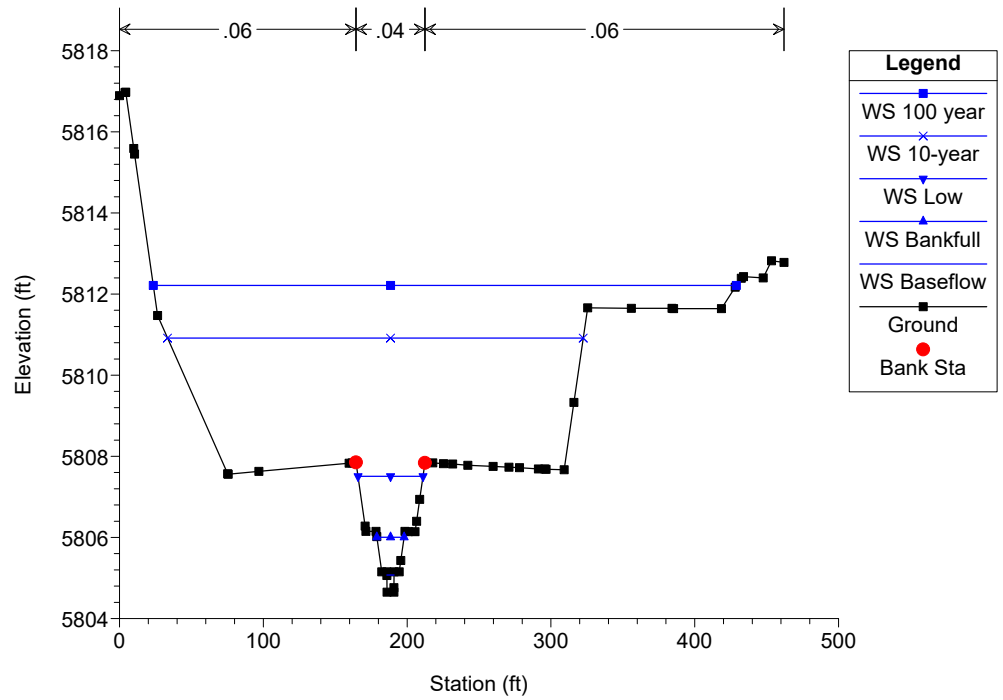
Large Scale Reach models Plan: Plan 04 1/27/2023



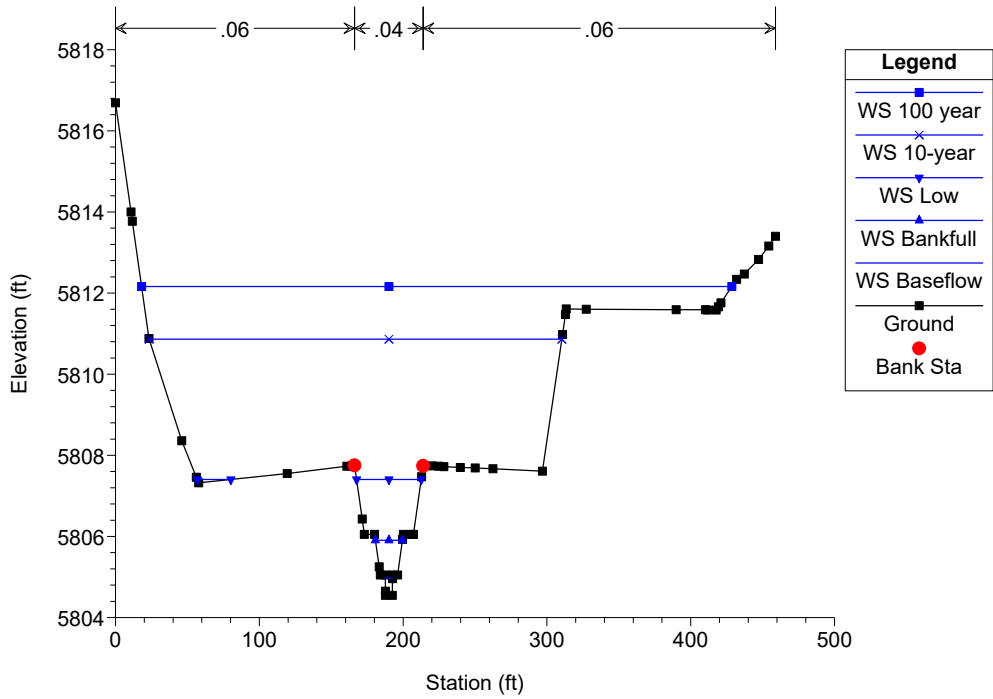
Large Scale Reach models Plan: Plan 04 1/27/2023



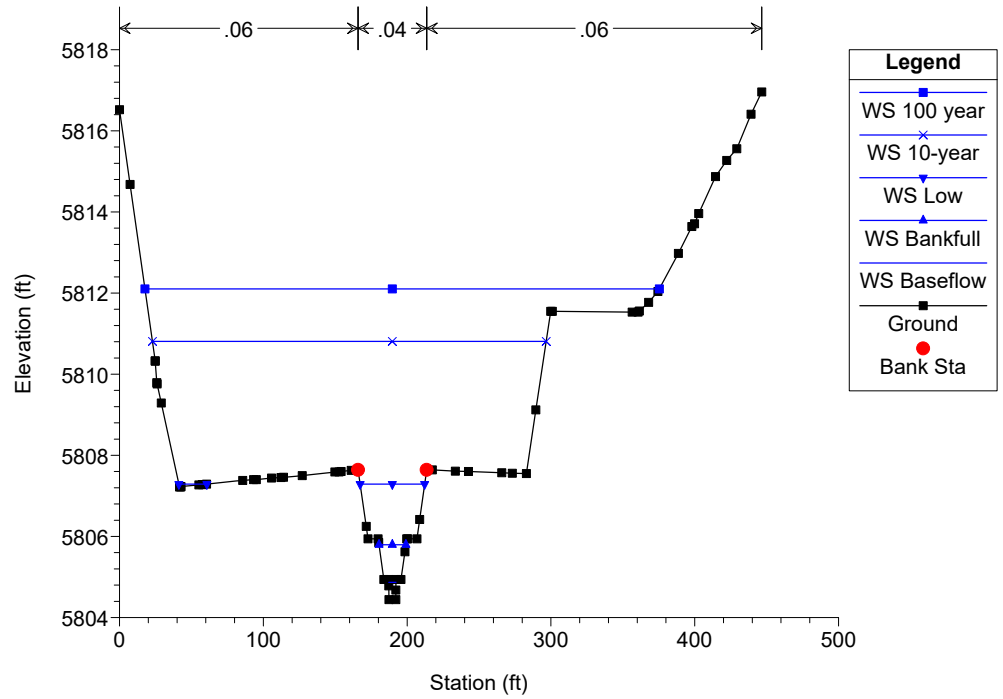
Large Scale Reach models Plan: Plan 04 1/27/2023



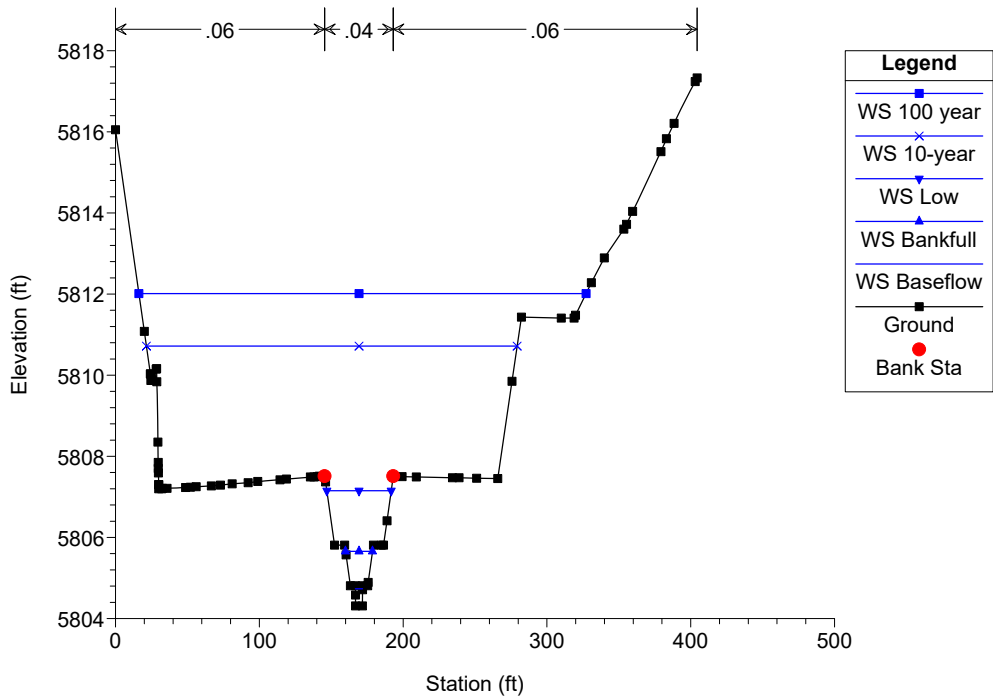
Large Scale Reach models Plan: Plan 04 1/27/2023



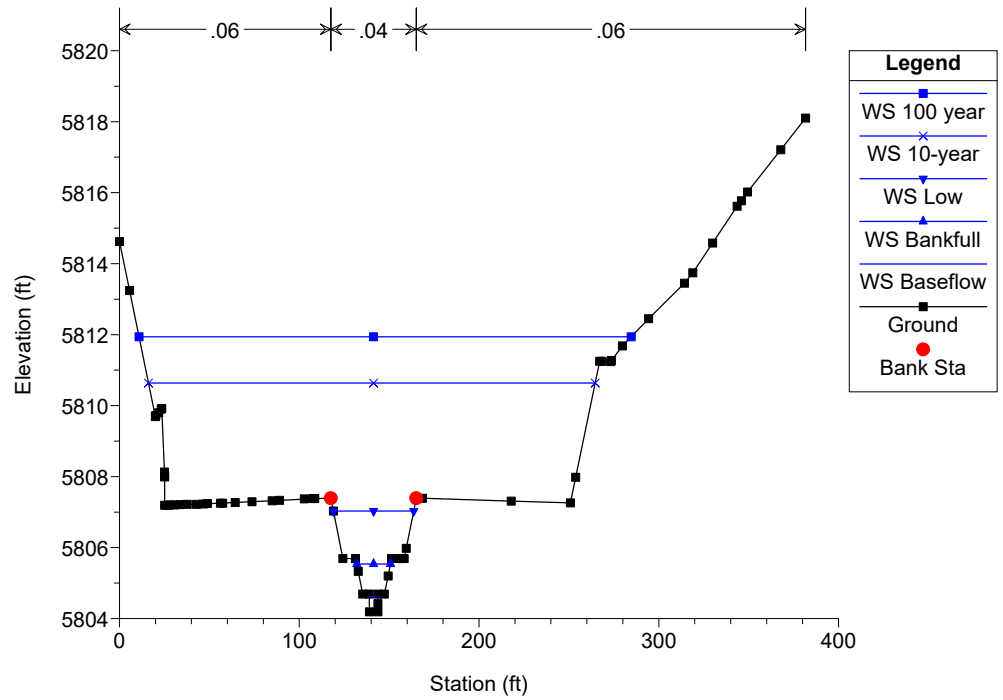
Large Scale Reach models Plan: Plan 04 1/27/2023



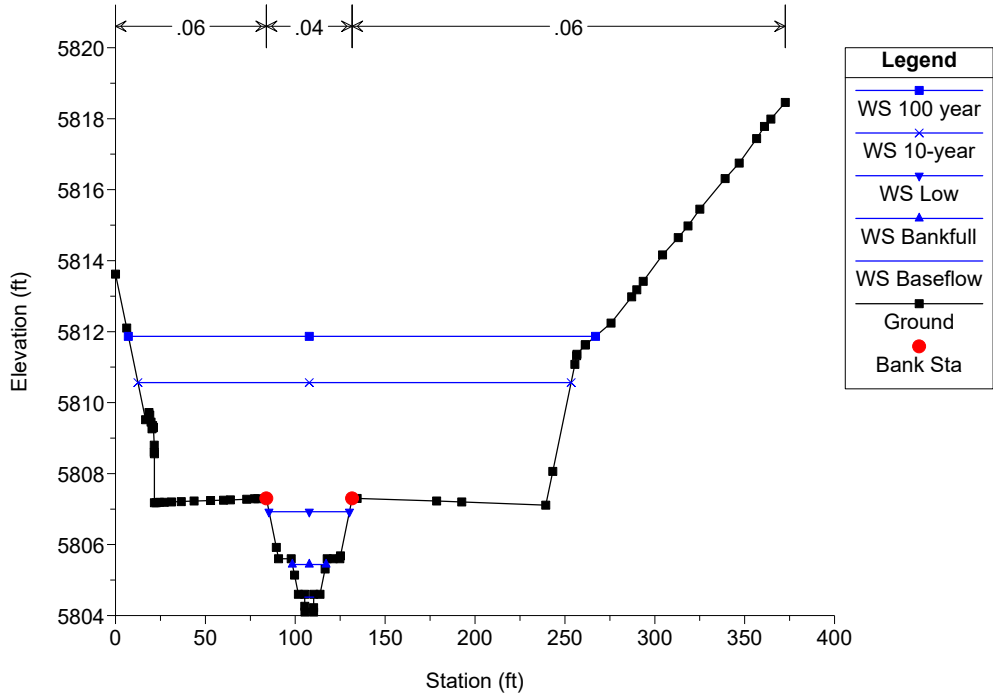
Large Scale Reach models Plan: Plan 04 1/27/2023



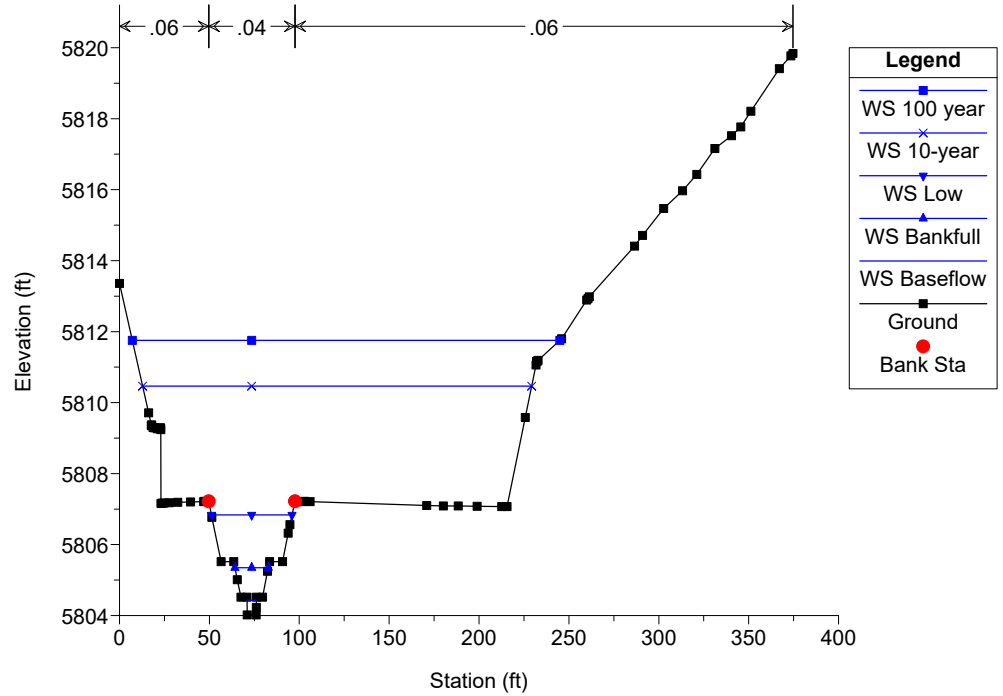
Large Scale Reach models Plan: Plan 04 1/27/2023



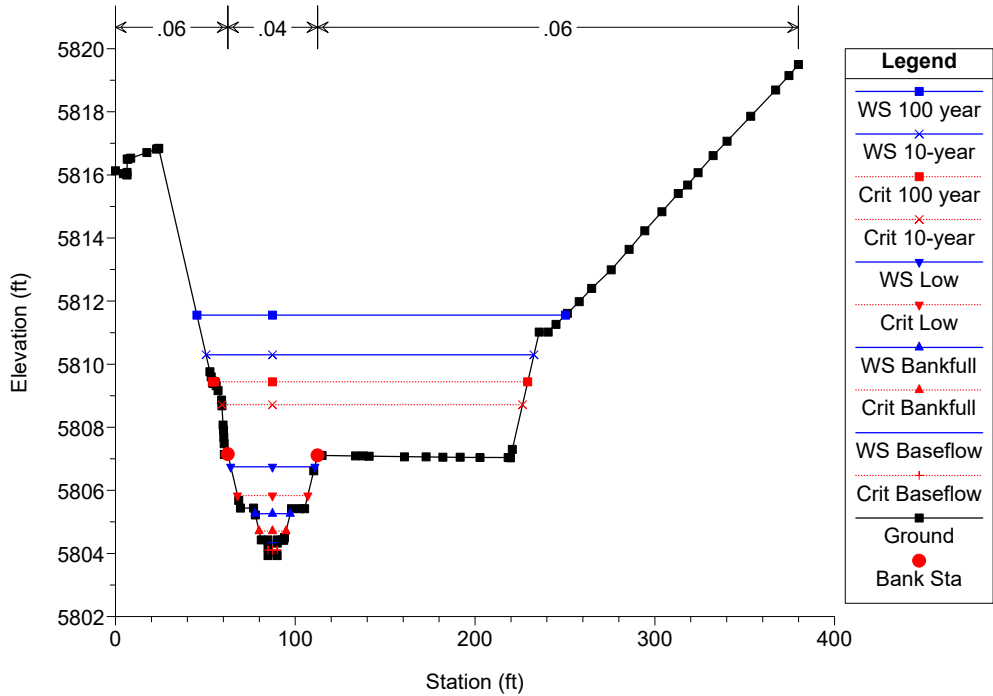
Large Scale Reach models Plan: Plan 04 1/27/2023



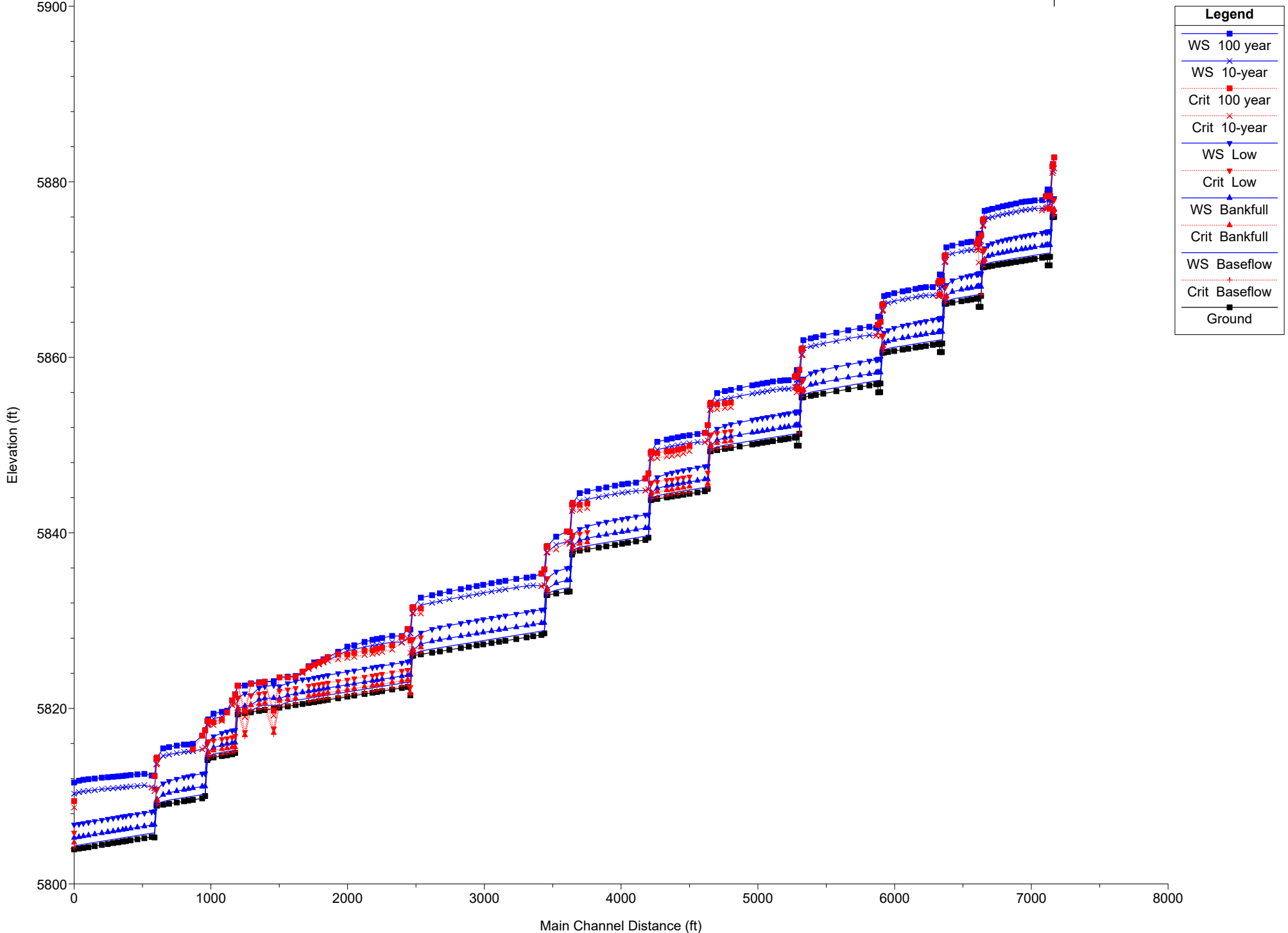
Large Scale Reach models Plan: Plan 04 1/27/2023



Large Scale Reach models Plan: Plan 04 1/27/2023



EF JCC PR-ALIGN-BKF-UPP



Reach	River Sta	Profile	Q Total	Min Ch El	W.S. Elev	Crit W.S.	E.G. Elev	E.G. Slope	Vel Chnl	Flow Area	Top Width	Froude # Chl
			(cfs)	(ft)	(ft)	(ft)	(ft)	(ft/ft)	(ft/s)	(sq ft)	(ft)	
PR-ALIGN-BKF-UPP	16461.46	Baseflow	2.00	5876.00	5876.27	5876.18	5876.31	0.011204	1.53	1.30	4.91	0.52
PR-ALIGN-BKF-UPP	16461.46	Bankfull	25.00	5876.00	5876.86	5876.82	5877.04	0.024020	3.43	7.28	14.89	0.87
PR-ALIGN-BKF-UPP	16461.46	Low	182.70	5876.00	5878.13	5877.95	5878.43	0.013440	4.40	41.56	39.08	0.75
PR-ALIGN-BKF-UPP	16461.46	10-year	2320.00	5876.00	5881.53	5881.53	5883.13	0.013001	10.45	262.18	162.19	0.92
PR-ALIGN-BKF-UPP	16461.46	100 year	3600.00	5876.00	5882.79	5882.79	5884.04	0.008414	10.09	563.04	319.12	0.78
PR-ALIGN-BKF-UPP	16453.48	Baseflow	2.00	5875.99	5876.18	5876.14	5876.23	0.008432	1.74	1.15	6.07	0.70
PR-ALIGN-BKF-UPP	16453.48	Bankfull	25.00	5875.99	5876.69	5876.69	5876.91	0.011568	3.82	6.55	13.61	0.97
PR-ALIGN-BKF-UPP	16453.48	Low	182.70	5875.99	5877.89	5877.89	5878.33	0.009232	5.32	34.32	37.22	0.98
PR-ALIGN-BKF-UPP	16453.48	10-year	2320.00	5875.99	5881.25	5881.25	5882.28	0.004324	9.03	444.32	243.28	0.84
PR-ALIGN-BKF-UPP	16453.48	100 year	3600.00	5875.99	5882.04	5882.04	5883.27	0.004361	10.34	638.07	258.31	0.87
PR-ALIGN-BKF-UPP	16448.48	Baseflow	2.00	5875.97	5876.09	5876.09	5876.16	0.024083	2.08	0.96	8.96	1.12
PR-ALIGN-BKF-UPP	16448.48	Bankfull	25.00	5875.97	5876.57	5876.57	5876.83	0.012611	4.07	6.15	12.79	1.03
PR-ALIGN-BKF-UPP	16448.48	Low	182.70	5875.97	5877.83	5877.83	5878.28	0.009566	5.42	33.69	36.94	1.00
PR-ALIGN-BKF-UPP	16448.48	10-year	2320.00	5875.97	5881.01	5881.01	5882.00	0.004335	9.32	480.61	244.62	0.85
PR-ALIGN-BKF-UPP	16448.48	100 year	3600.00	5875.97	5881.75	5881.75	5882.97	0.004604	10.83	663.90	251.39	0.90
PR-ALIGN-BKF-UPP	16430.46	Baseflow	2.00	5871.46	5871.86		5871.87	0.000359	0.54	3.73	11.27	0.16
PR-ALIGN-BKF-UPP	16430.46	Bankfull	25.00	5871.46	5872.80		5872.83	0.000770	1.39	18.04	23.07	0.28
PR-ALIGN-BKF-UPP	16430.46	Low	182.70	5871.46	5874.31		5874.40	0.000833	2.38	76.74	46.24	0.33
PR-ALIGN-BKF-UPP	16430.46	10-year	2320.00	5871.46	5877.53	5876.94	5878.81	0.003843	9.05	256.29	64.74	0.80
PR-ALIGN-BKF-UPP	16430.46	100 year	3600.00	5871.46	5878.39	5878.39	5880.43	0.005100	11.45	325.89	161.41	0.94
PR-ALIGN-BKF-UPP	16428.46	Baseflow	2.00	5870.48	5871.86		5871.86	0.000000	0.04	47.50	37.36	0.01
PR-ALIGN-BKF-UPP	16428.46	Bankfull	25.00	5870.48	5872.82		5872.82	0.000010	0.29	85.05	41.21	0.04
PR-ALIGN-BKF-UPP	16428.46	Low	182.70	5870.48	5874.36		5874.38	0.000090	1.19	153.07	47.40	0.12
PR-ALIGN-BKF-UPP	16428.46	10-year	2320.00	5870.48	5877.97		5878.61	0.001397	6.39	362.97	70.78	0.50
PR-ALIGN-BKF-UPP	16428.46	100 year	3600.00	5870.48	5879.05	5876.93	5880.01	0.001691	7.95	560.73	232.58	0.56
PR-ALIGN-BKF-UPP	16413.45	Baseflow	2.00	5870.48	5871.86		5871.86	0.000000	0.04	44.52	36.55	0.01
PR-ALIGN-BKF-UPP	16413.45	Bankfull	25.00	5870.48	5872.82		5872.82	0.000011	0.31	81.30	40.40	0.04
PR-ALIGN-BKF-UPP	16413.45	Low	182.70	5870.48	5874.35		5874.38	0.000099	1.24	147.92	46.59	0.12
PR-ALIGN-BKF-UPP	16413.45	10-year	2320.00	5870.48	5877.97		5878.58	0.001182	6.36	448.70	183.54	0.47
PR-ALIGN-BKF-UPP	16413.45	100 year	3600.00	5870.48	5879.13		5879.94	0.001328	7.62	712.03	236.72	0.51
PR-ALIGN-BKF-UPP	16411.43	Baseflow	2.00	5871.43	5871.85		5871.86	0.001062	0.98	2.04	4.96	0.27
PR-ALIGN-BKF-UPP	16411.43	Bankfull	25.00	5871.43	5872.78		5872.82	0.001013	1.61	15.56	18.85	0.31
PR-ALIGN-BKF-UPP	16411.43	Low	182.70	5871.43	5874.27		5874.37	0.000982	2.50	73.00	45.45	0.35
PR-ALIGN-BKF-UPP	16411.43	10-year	2320.00	5871.43	5877.16	5876.97	5878.51	0.004863	9.34	265.07	117.35	0.88
PR-ALIGN-BKF-UPP	16411.43	100 year	3600.00	5871.43	5878.70	5878.41	5879.90	0.002902	9.21	561.75	233.44	0.73
PR-ALIGN-BKF-UPP	16409.47	Baseflow	2.00	5871.43	5871.85		5871.86	0.001079	0.99	2.03	4.96	0.27
PR-ALIGN-BKF-UPP	16409.47	Bankfull	25.00	5871.43	5872.78		5872.82	0.001033	1.62	15.44	18.75	0.31
PR-ALIGN-BKF-UPP	16409.47	Low	182.70	5871.43	5874.26		5874.37	0.001060	2.58	70.86	44.67	0.36
PR-ALIGN-BKF-UPP	16409.47	10-year	2320.00	5871.43	5876.95	5876.95	5878.48	0.005610	9.98	250.84	103.67	0.95
PR-ALIGN-BKF-UPP	16409.47	100 year	3600.00	5871.43	5878.37	5878.37	5879.87	0.003716	10.22	503.16	231.11	0.82
PR-ALIGN-BKF-UPP	16399.43	Baseflow	2.00	5871.40	5871.83		5871.85	0.002462	0.95	2.10	4.98	0.26
PR-ALIGN-BKF-UPP	16399.43	Bankfull	25.00	5871.40	5872.76		5872.80	0.002504	1.59	15.73	18.86	0.31
PR-ALIGN-BKF-UPP	16399.43	Low	182.70	5871.40	5874.25		5874.35	0.002645	2.56	71.47	44.78	0.36
PR-ALIGN-BKF-UPP	16399.43	10-year	2320.00	5871.40	5877.00	5877.00	5878.33	0.010779	9.86	311.22	138.45	0.85
PR-ALIGN-BKF-UPP	16399.43	100 year	3600.00	5871.40	5878.32	5878.32	5879.48	0.007551	9.90	579.51	233.06	0.74
PR-ALIGN-BKF-UPP	16373.1	Baseflow	2.00	5871.34	5871.77		5871.78	0.002527	0.96	2.09	5.00	0.26
PR-ALIGN-BKF-UPP	16373.1	Bankfull	25.00	5871.34	5872.70		5872.73	0.002519	1.59	15.72	18.94	0.31
PR-ALIGN-BKF-UPP	16373.1	Low	182.70	5871.34	5874.18		5874.28	0.002657	2.56	71.41	44.84	0.36
PR-ALIGN-BKF-UPP	16373.1	10-year	2320.00	5871.34	5876.98	5876.74	5877.75	0.007101	8.10	450.89	216.80	0.69
PR-ALIGN-BKF-UPP	16373.1	100 year	3600.00	5871.34	5877.90		5878.71	0.006523	8.83	664.75	239.05	0.68
PR-ALIGN-BKF-UPP	16318.19	Baseflow	2.00	5871.20	5871.63		5871.64	0.002507	0.96	2.09	4.97	0.26
PR-ALIGN-BKF-UPP	16318.19	Bankfull	25.00	5871.20	5872.56		5872.60	0.002565	1.60	15.61	18.85	0.31
PR-ALIGN-BKF-UPP	16318.19	Low	182.70	5871.20	5874.03		5874.13	0.002708	2.57	71.06	44.93	0.36
PR-ALIGN-BKF-UPP	16318.19	10-year	2320.00	5871.20	5876.97		5877.34	0.003958	6.16	613.90	243.06	0.52
PR-ALIGN-BKF-UPP	16318.19	100 year	3600.00	5871.20	5877.88		5878.33	0.003888	6.92	840.31	250.47	0.53
PR-ALIGN-BKF-UPP	16285.3	Baseflow	2.00	5871.12	5871.54		5871.56	0.002572	0.96	2.07	4.98	0.26
PR-ALIGN-BKF-UPP	16285.3	Bankfull	25.00	5871.12	5872.47		5872.51	0.002593	1.61	15.54	18.81	0.31
PR-ALIGN-BKF-UPP	16285.3	Low	182.70	5871.12	5873.94		5874.04	0.002793	2.60	70.17	44.56	0.37
PR-ALIGN-BKF-UPP	16285.3	10-year	2320.00	5871.12	5876.87		5877.21	0.003692	5.93	638.28	245.86	0.50
PR-ALIGN-BKF-UPP	16285.3	100 year	3600.00	5871.12	5877.79		5878.20	0.003647	6.70	868.23	253.27	0.51
PR-ALIGN-BKF-UPP	16252.05	Baseflow	2.00	5871.04	5871.46		5871.47	0.002527	0.95	2.10	5.09	0.26
PR-ALIGN-BKF-UPP	16252.05	Bankfull	25.00	5871.04	5872.39		5872.43	0.002497	1.58	15.83	19.17	0.31
PR-ALIGN-BKF-UPP	16252.05	Low	182.70	5871.04	5873.85		5873.95	0.002719	2.56	71.28	45.45	0.36
PR-ALIGN-BKF-UPP	16252.05	10-year	2320.00	5871.04	5876.82		5877.08	0.002864	5.25	720.04	261.54	0.44
PR-ALIGN-BKF-UPP	16252.05	100 year	3600.00	5871.04	5877.75		5878.07	0.002896	6.00	965.72	268.95	0.46
PR-ALIGN-BKF-UPP	16222.38	Baseflow	2.00	5870.96	5871.39		5871.40	0.002492	0.95	2.10	5.00	0.26

Reach	River Sta	Profile	Q Total	Min Ch El	W.S. Elev	Crit W.S.	E.G. Elev	E.G. Slope	Vel Chnl	Flow Area	Top Width	Froude # Chl
			(cfs)	(ft)	(ft)	(ft)	(ft)	(ft/ft)	(ft/s)	(sq ft)	(ft)	
PR-ALIGN-BKF-UPP	16222.38	Bankfull	25.00	5870.96	5872.31		5872.35	0.002578	1.60	15.61	18.91	0.31
PR-ALIGN-BKF-UPP	16222.38	Low	182.70	5870.96	5873.76		5873.87	0.002860	2.62	69.74	44.67	0.37
PR-ALIGN-BKF-UPP	16222.38	10-year	2320.00	5870.96	5876.76		5876.99	0.002697	5.10	741.16	263.19	0.43
PR-ALIGN-BKF-UPP	16222.38	100 year	3600.00	5870.96	5877.68		5877.98	0.002758	5.86	987.97	270.59	0.45
PR-ALIGN-BKF-UPP	16182.37	Baseflow	2.00	5870.86	5871.29		5871.30	0.002470	0.95	2.10	4.98	0.26
PR-ALIGN-BKF-UPP	16182.37	Bankfull	25.00	5870.86	5872.21		5872.25	0.002632	1.62	15.47	18.77	0.31
PR-ALIGN-BKF-UPP	16182.37	Low	182.70	5870.86	5873.64		5873.75	0.002982	2.66	68.71	44.41	0.38
PR-ALIGN-BKF-UPP	16182.37	10-year	2320.00	5870.86	5876.62		5876.88	0.002954	5.31	705.17	251.15	0.45
PR-ALIGN-BKF-UPP	16182.37	100 year	3600.00	5870.86	5877.53		5877.86	0.003052	6.12	937.57	258.45	0.47
PR-ALIGN-BKF-UPP	16144.11	Baseflow	2.00	5870.77	5871.19		5871.21	0.002644	0.97	2.06	4.98	0.27
PR-ALIGN-BKF-UPP	16144.11	Bankfull	25.00	5870.77	5872.10		5872.14	0.002764	1.64	15.23	18.73	0.32
PR-ALIGN-BKF-UPP	16144.11	Low	182.70	5870.77	5873.52		5873.63	0.003156	2.71	67.36	44.09	0.39
PR-ALIGN-BKF-UPP	16144.11	10-year	2320.00	5870.77	5876.50		5876.76	0.003081	5.39	692.36	248.53	0.46
PR-ALIGN-BKF-UPP	16144.11	100 year	3600.00	5870.77	5877.40		5877.74	0.003186	6.22	920.64	255.81	0.48
PR-ALIGN-BKF-UPP	16115.63	Baseflow	2.00	5870.69	5871.12		5871.13	0.002493	0.95	2.10	4.99	0.26
PR-ALIGN-BKF-UPP	16115.63	Bankfull	25.00	5870.69	5872.02		5872.06	0.002795	1.65	15.16	18.67	0.32
PR-ALIGN-BKF-UPP	16115.63	Low	182.70	5870.69	5873.43		5873.54	0.003249	2.73	67.04	44.56	0.39
PR-ALIGN-BKF-UPP	16115.63	10-year	2320.00	5870.69	5876.40		5876.68	0.003136	5.43	687.46	248.77	0.46
PR-ALIGN-BKF-UPP	16115.63	100 year	3600.00	5870.69	5877.31		5877.66	0.003235	6.25	915.34	256.07	0.48
PR-ALIGN-BKF-UPP	16084.14	Baseflow	2.00	5870.62	5871.04		5871.05	0.002670	0.97	2.05	4.99	0.27
PR-ALIGN-BKF-UPP	16084.14	Bankfull	25.00	5870.62	5871.93		5871.97	0.002954	1.68	14.89	18.61	0.33
PR-ALIGN-BKF-UPP	16084.14	Low	182.70	5870.62	5873.31		5873.43	0.003507	2.81	65.07	43.78	0.41
PR-ALIGN-BKF-UPP	16084.14	10-year	2320.00	5870.62	5876.30		5876.58	0.003177	5.44	688.73	251.96	0.46
PR-ALIGN-BKF-UPP	16084.14	100 year	3600.00	5870.62	5877.21		5877.55	0.003254	6.25	919.10	259.22	0.48
PR-ALIGN-BKF-UPP	16050.38	Baseflow	2.00	5870.53	5870.95		5870.97	0.002591	0.96	2.07	5.01	0.26
PR-ALIGN-BKF-UPP	16050.38	Bankfull	25.00	5870.53	5871.82		5871.87	0.003130	1.71	14.58	18.44	0.34
PR-ALIGN-BKF-UPP	16050.38	Low	182.70	5870.53	5873.18		5873.31	0.003795	2.87	63.62	43.92	0.42
PR-ALIGN-BKF-UPP	16050.38	10-year	2320.00	5870.53	5876.17		5876.47	0.003412	5.61	667.63	248.70	0.48
PR-ALIGN-BKF-UPP	16050.38	100 year	3600.00	5870.53	5877.07		5877.44	0.003472	6.42	893.95	255.94	0.50
PR-ALIGN-BKF-UPP	16008.87	Baseflow	2.00	5870.43	5870.84		5870.85	0.002983	1.01	1.98	4.97	0.28
PR-ALIGN-BKF-UPP	16008.87	Bankfull	25.00	5870.43	5871.67		5871.73	0.003823	1.84	13.59	17.96	0.37
PR-ALIGN-BKF-UPP	16008.87	Low	182.70	5870.43	5872.98		5873.13	0.004771	3.12	58.61	42.45	0.47
PR-ALIGN-BKF-UPP	16008.87	10-year	2320.00	5870.43	5876.01		5876.32	0.003708	5.79	650.53	248.82	0.50
PR-ALIGN-BKF-UPP	16008.87	100 year	3600.00	5870.43	5876.91		5877.29	0.003696	6.57	877.45	256.04	0.51
PR-ALIGN-BKF-UPP	15978.53	Baseflow	2.00	5870.35	5870.73		5870.75	0.003623	1.08	1.86	4.93	0.31
PR-ALIGN-BKF-UPP	15978.53	Bankfull	25.00	5870.35	5871.53		5871.59	0.004920	2.01	12.45	17.41	0.42
PR-ALIGN-BKF-UPP	15978.53	Low	182.70	5870.35	5872.78		5872.96	0.006227	3.41	53.62	41.48	0.53
PR-ALIGN-BKF-UPP	15978.53	10-year	2320.00	5870.35	5875.89		5876.20	0.003811	5.83	644.28	247.38	0.50
PR-ALIGN-BKF-UPP	15978.53	100 year	3600.00	5870.35	5876.79		5877.18	0.003771	6.61	874.42	276.34	0.52
PR-ALIGN-BKF-UPP	15952.4	Baseflow	2.00	5870.29	5870.56		5870.59	0.011405	1.54	1.30	4.91	0.53
PR-ALIGN-BKF-UPP	15952.4	Bankfull	25.00	5870.29	5871.14	5871.10	5871.33	0.026186	3.54	7.07	14.77	0.90
PR-ALIGN-BKF-UPP	15952.4	Low	182.70	5870.29	5872.41	5872.23	5872.72	0.013995	4.45	41.01	38.96	0.77
PR-ALIGN-BKF-UPP	15952.4	10-year	2320.00	5870.29	5875.77		5876.10	0.004099	5.99	627.35	245.87	0.52
PR-ALIGN-BKF-UPP	15952.4	100 year	3600.00	5870.29	5876.67		5877.07	0.003980	6.74	859.64	283.59	0.53
PR-ALIGN-BKF-UPP	15944.4	Baseflow	2.00	5870.27	5870.44		5870.50	0.011688	1.92	1.04	6.07	0.82
PR-ALIGN-BKF-UPP	15944.4	Bankfull	25.00	5870.27	5870.96	5870.96	5871.19	0.011947	3.86	6.48	13.55	0.98
PR-ALIGN-BKF-UPP	15944.4	Low	182.70	5870.27	5872.15	5872.15	5872.61	0.010017	5.47	33.41	37.01	1.01
PR-ALIGN-BKF-UPP	15944.4	10-year	2320.00	5870.27	5875.06	5875.06	5876.01	0.004915	9.38	483.26	240.82	0.89
PR-ALIGN-BKF-UPP	15944.4	100 year	3600.00	5870.27	5875.72	5875.72	5876.96	0.005476	11.12	644.46	246.11	0.97
PR-ALIGN-BKF-UPP	15939.4	Baseflow	2.00	5870.24	5870.37	5870.37	5870.43	0.018405	1.91	1.04	8.99	0.99
PR-ALIGN-BKF-UPP	15939.4	Bankfull	25.00	5870.24	5870.86	5870.86	5871.10	0.011198	3.90	6.40	12.93	0.98
PR-ALIGN-BKF-UPP	15939.4	Low	182.70	5870.24	5872.10	5872.10	5872.55	0.009537	5.41	33.74	36.98	1.00
PR-ALIGN-BKF-UPP	15939.4	10-year	2320.00	5870.24	5874.96	5874.96	5875.89	0.004924	9.36	487.18	241.62	0.89
PR-ALIGN-BKF-UPP	15939.4	100 year	3600.00	5870.24	5875.63	5875.63	5876.83	0.005413	11.06	651.21	246.99	0.96
PR-ALIGN-BKF-UPP	15926.46	Baseflow	2.00	5867.00	5867.14	5867.14	5867.20	0.019540	1.95	1.02	8.96	1.02
PR-ALIGN-BKF-UPP	15926.46	Bankfull	25.00	5867.00	5868.06		5868.12	0.001607	1.99	12.59	16.29	0.40
PR-ALIGN-BKF-UPP	15926.46	Low	182.70	5867.00	5869.50		5869.65	0.001851	3.11	58.72	43.17	0.47
PR-ALIGN-BKF-UPP	15926.46	10-year	2320.00	5867.00	5872.75	5872.75	5874.16	0.004427	9.61	290.10	208.74	0.86
PR-ALIGN-BKF-UPP	15926.46	100 year	3600.00	5867.00	5873.92	5873.92	5875.32	0.003482	10.17	559.41	236.10	0.80
PR-ALIGN-BKF-UPP	15923.39	Baseflow	2.00	5865.75	5867.15		5867.15	0.000000	0.04	48.97	38.64	0.01
PR-ALIGN-BKF-UPP	15923.39	Bankfull	25.00	5865.75	5868.10		5868.10	0.000009	0.29	87.42	42.51	0.04
PR-ALIGN-BKF-UPP	15923.39	Low	182.70	5865.75	5869.59		5869.61	0.000088	1.18	155.45	48.61	0.12
PR-ALIGN-BKF-UPP	15923.39	10-year	2320.00	5865.75	5873.29		5873.82	0.000990	5.96	526.83	231.69	0.43
PR-ALIGN-BKF-UPP	15923.39	100 year	3600.00	5865.75	5874.07		5874.90	0.001405	7.70	709.47	237.92	0.52
PR-ALIGN-BKF-UPP	15908.46	Baseflow	2.00	5865.75	5867.15		5867.15	0.000000	0.04	46.42	36.65	0.01
PR-ALIGN-BKF-UPP	15908.46	Bankfull	25.00	5865.75	5868.10		5868.10	0.000010	0.30	82.99	40.51	0.04

Reach	River Sta	Profile	Q Total	Min Ch El	W.S. Elev	Crit W.S.	E.G. Elev	E.G. Slope	Vel Chnl	Flow Area	Top Width	Froude # Chl
			(cfs)	(ft)	(ft)	(ft)	(ft)	(ft/ft)	(ft/s)	(sq ft)	(ft)	
PR-ALIGN-BKF-UPP	15908.46	Low	182.70	5865.75	5869.59		5869.61	0.000099	1.24	147.84	46.60	0.12
PR-ALIGN-BKF-UPP	15908.46	10-year	2320.00	5865.75	5873.29	5870.80	5873.80	0.000901	6.11	625.55	234.64	0.42
PR-ALIGN-BKF-UPP	15908.46	100 year	3600.00	5865.75	5874.08		5874.87	0.001284	7.86	813.88	241.01	0.51
PR-ALIGN-BKF-UPP	15906.46	Baseflow	2.00	5866.70	5867.14		5867.15	0.000862	0.91	2.20	5.14	0.24
PR-ALIGN-BKF-UPP	15906.46	Bankfull	25.00	5866.70	5868.06		5868.10	0.001227	1.48	16.92	27.26	0.33
PR-ALIGN-BKF-UPP	15906.46	Low	182.70	5866.70	5869.51		5869.60	0.000938	2.47	73.89	45.24	0.34
PR-ALIGN-BKF-UPP	15906.46	10-year	2320.00	5866.70	5872.19	5872.19	5873.69	0.004735	10.17	321.66	195.32	0.89
PR-ALIGN-BKF-UPP	15906.46	100 year	3600.00	5866.70	5873.42	5873.42	5874.80	0.003513	10.45	602.27	236.09	0.80
PR-ALIGN-BKF-UPP	15904.39	Baseflow	2.00	5866.70	5867.13		5867.15	0.002459	0.95	2.10	4.97	0.26
PR-ALIGN-BKF-UPP	15904.39	Bankfull	25.00	5866.70	5868.05		5868.09	0.002593	1.61	15.55	18.81	0.31
PR-ALIGN-BKF-UPP	15904.39	Low	182.70	5866.70	5869.49		5869.60	0.002945	2.65	68.92	44.31	0.37
PR-ALIGN-BKF-UPP	15904.39	10-year	2320.00	5866.70	5872.54	5872.54	5873.49	0.007760	8.61	408.59	229.42	0.72
PR-ALIGN-BKF-UPP	15904.39	100 year	3600.00	5866.70	5873.24	5873.24	5874.40	0.008665	10.04	570.98	235.04	0.78
PR-ALIGN-BKF-UPP	15894.32	Baseflow	2.00	5866.68	5867.11		5867.12	0.002567	0.96	2.08	4.97	0.26
PR-ALIGN-BKF-UPP	15894.32	Bankfull	25.00	5866.68	5868.02		5868.07	0.002639	1.62	15.46	18.78	0.31
PR-ALIGN-BKF-UPP	15894.32	Low	182.70	5866.68	5869.46		5869.57	0.003006	2.67	68.45	44.25	0.38
PR-ALIGN-BKF-UPP	15894.32	10-year	2320.00	5866.68	5872.33	5872.33	5873.22	0.007914	8.57	428.37	229.86	0.73
PR-ALIGN-BKF-UPP	15894.32	100 year	3600.00	5866.68	5872.98	5872.98	5874.10	0.009211	10.14	577.50	235.06	0.80
PR-ALIGN-BKF-UPP	15854.68	Baseflow	2.00	5866.58	5867.00		5867.02	0.002555	0.96	2.08	5.01	0.26
PR-ALIGN-BKF-UPP	15854.68	Bankfull	25.00	5866.58	5867.92		5867.96	0.002633	1.61	15.49	18.87	0.31
PR-ALIGN-BKF-UPP	15854.68	Low	182.70	5866.58	5869.34		5869.45	0.003085	2.69	67.99	44.37	0.38
PR-ALIGN-BKF-UPP	15854.68	10-year	2320.00	5866.58	5872.26		5872.64	0.004152	6.23	608.93	245.04	0.53
PR-ALIGN-BKF-UPP	15854.68	100 year	3600.00	5866.58	5873.16		5873.61	0.004066	6.99	833.63	252.46	0.54
PR-ALIGN-BKF-UPP	15825.25	Baseflow	2.00	5866.50	5866.93		5866.95	0.002392	0.94	2.13	4.99	0.25
PR-ALIGN-BKF-UPP	15825.25	Bankfull	25.00	5866.50	5867.84		5867.88	0.002647	1.62	15.45	18.81	0.31
PR-ALIGN-BKF-UPP	15825.25	Low	182.70	5866.50	5869.24		5869.35	0.003227	2.73	66.91	44.09	0.39
PR-ALIGN-BKF-UPP	15825.25	10-year	2320.00	5866.50	5872.20		5872.50	0.003416	5.67	668.24	252.64	0.48
PR-ALIGN-BKF-UPP	15825.25	100 year	3600.00	5866.50	5873.11		5873.48	0.003440	6.45	899.81	260.09	0.50
PR-ALIGN-BKF-UPP	15782.87	Baseflow	2.00	5866.39	5866.83		5866.84	0.002634	0.98	2.04	4.82	0.27
PR-ALIGN-BKF-UPP	15782.87	Bankfull	25.00	5866.39	5867.72		5867.76	0.003024	1.71	14.61	18.03	0.34
PR-ALIGN-BKF-UPP	15782.87	Low	182.70	5866.39	5869.08		5869.21	0.003641	2.82	64.73	44.45	0.41
PR-ALIGN-BKF-UPP	15782.87	10-year	2320.00	5866.39	5872.07		5872.36	0.003338	5.56	674.24	250.67	0.47
PR-ALIGN-BKF-UPP	15782.87	100 year	3600.00	5866.39	5872.97		5873.33	0.003396	6.36	902.86	257.96	0.49
PR-ALIGN-BKF-UPP	15716.78	Baseflow	2.00	5866.23	5866.64		5866.66	0.003145	1.04	1.92	4.77	0.29
PR-ALIGN-BKF-UPP	15716.78	Bankfull	25.00	5866.23	5867.47		5867.53	0.004163	1.91	13.08	17.36	0.39
PR-ALIGN-BKF-UPP	15716.78	Low	182.70	5866.23	5868.75		5868.92	0.005301	3.23	56.54	41.98	0.49
PR-ALIGN-BKF-UPP	15716.78	10-year	2320.00	5866.23	5871.83		5872.13	0.003595	5.70	659.10	248.80	0.49
PR-ALIGN-BKF-UPP	15716.78	100 year	3600.00	5866.23	5872.72		5873.10	0.003615	6.50	885.50	256.03	0.51
PR-ALIGN-BKF-UPP	15673.28	Baseflow	2.00	5866.12	5866.38		5866.42	0.012099	1.57	1.27	4.90	0.54
PR-ALIGN-BKF-UPP	15673.28	Bankfull	25.00	5866.12	5866.99	5866.94	5867.17	0.022213	3.35	7.47	14.98	0.84
PR-ALIGN-BKF-UPP	15673.28	Low	182.70	5866.12	5868.21		5868.54	0.015080	4.56	40.02	38.77	0.79
PR-ALIGN-BKF-UPP	15673.28	10-year	2320.00	5866.12	5871.64		5871.96	0.003945	5.91	635.86	246.93	0.51
PR-ALIGN-BKF-UPP	15673.28	100 year	3600.00	5866.12	5872.53		5872.93	0.003893	6.69	860.89	254.27	0.52
PR-ALIGN-BKF-UPP	15665.28	Baseflow	2.00	5866.10	5866.28	5866.26	5866.33	0.009555	1.81	1.11	6.08	0.75
PR-ALIGN-BKF-UPP	15665.28	Bankfull	25.00	5866.10	5866.78	5866.78	5867.02	0.012989	3.97	6.29	13.41	1.02
PR-ALIGN-BKF-UPP	15665.28	Low	182.70	5866.10	5868.04	5868.00	5868.45	0.008133	5.11	35.77	37.53	0.92
PR-ALIGN-BKF-UPP	15665.28	10-year	2320.00	5866.10	5870.94	5870.94	5871.87	0.004743	9.30	488.14	241.93	0.87
PR-ALIGN-BKF-UPP	15665.28	100 year	3600.00	5866.10	5871.62	5871.62	5872.82	0.005195	10.96	655.89	247.47	0.94
PR-ALIGN-BKF-UPP	15660.28	Baseflow	2.00	5866.09	5866.22	5866.22	5866.27	0.017397	1.88	1.06	9.00	0.97
PR-ALIGN-BKF-UPP	15660.28	Bankfull	25.00	5866.09	5866.69	5866.69	5866.94	0.012412	4.05	6.17	12.76	1.03
PR-ALIGN-BKF-UPP	15660.28	Low	182.70	5866.09	5867.94	5867.94	5868.41	0.009692	5.45	33.52	36.83	1.01
PR-ALIGN-BKF-UPP	15660.28	10-year	2320.00	5866.09	5870.84	5870.84	5871.77	0.004856	9.35	487.94	241.98	0.89
PR-ALIGN-BKF-UPP	15660.28	100 year	3600.00	5866.09	5871.52	5871.52	5872.72	0.005317	11.03	653.90	247.43	0.96
PR-ALIGN-BKF-UPP	15642.28	Baseflow	2.00	5861.59	5861.98		5861.98	0.000356	0.54	3.72	11.11	0.16
PR-ALIGN-BKF-UPP	15642.28	Bankfull	25.00	5861.59	5862.92		5862.95	0.000615	1.41	17.74	18.65	0.25
PR-ALIGN-BKF-UPP	15642.28	Low	182.70	5861.59	5864.43		5864.52	0.000908	2.45	74.57	45.94	0.34
PR-ALIGN-BKF-UPP	15642.28	10-year	2320.00	5861.59	5867.97	5867.08	5869.07	0.003145	8.42	275.37	66.66	0.73
PR-ALIGN-BKF-UPP	15642.28	100 year	3600.00	5861.59	5868.71	5868.71	5870.56	0.004431	10.93	365.96	196.42	0.89
PR-ALIGN-BKF-UPP	15640.28	Baseflow	2.00	5860.59	5861.98		5861.98	0.000000	0.04	49.65	37.39	0.01
PR-ALIGN-BKF-UPP	15640.28	Bankfull	25.00	5860.59	5862.94		5862.94	0.000009	0.29	87.40	41.27	0.03
PR-ALIGN-BKF-UPP	15640.28	Low	182.70	5860.59	5864.48		5864.50	0.000086	1.17	155.66	47.50	0.11
PR-ALIGN-BKF-UPP	15640.28	10-year	2320.00	5860.59	5868.34		5868.91	0.001135	6.06	392.83	139.43	0.45
PR-ALIGN-BKF-UPP	15640.28	100 year	3600.00	5860.59	5869.30		5870.20	0.001493	7.73	592.60	233.17	0.53
PR-ALIGN-BKF-UPP	15625.28	Baseflow	2.00	5860.59	5861.98		5861.98	0.000000	0.04	48.45	36.58	0.01
PR-ALIGN-BKF-UPP	15625.28	Bankfull	25.00	5860.59	5862.94		5862.94	0.000010	0.29	85.43	40.46	0.04
PR-ALIGN-BKF-UPP	15625.28	Low	182.70	5860.59	5864.48		5864.50	0.000090	1.20	152.33	46.66	0.12

Reach	River Sta	Profile	Q Total	Min Ch El	W.S. Elev	Crit W.S.	E.G. Elev	E.G. Slope	Vel Chnl	Flow Area	Top Width	Froude # Chl
			(cfs)	(ft)	(ft)	(ft)	(ft)	(ft/ft)	(ft/s)	(sq ft)	(ft)	
PR-ALIGN-BKF-UPP	15625.28	10-year	2320.00	5860.59	5868.38		5868.87	0.000965	5.72	513.90	217.75	0.42
PR-ALIGN-BKF-UPP	15625.28	100 year	3600.00	5860.59	5869.43	5867.18	5870.12	0.001150	6.99	758.74	237.52	0.47
PR-ALIGN-BKF-UPP	15623.28	Baseflow	2.00	5861.53	5861.97		5861.98	0.000917	0.94	2.14	4.97	0.25
PR-ALIGN-BKF-UPP	15623.28	Bankfull	25.00	5861.53	5862.90		5862.94	0.000941	1.57	15.95	18.97	0.30
PR-ALIGN-BKF-UPP	15623.28	Low	182.70	5861.53	5864.39		5864.49	0.001003	2.53	72.19	44.88	0.35
PR-ALIGN-BKF-UPP	15623.28	10-year	2320.00	5861.53	5867.85	5867.07	5868.82	0.002837	7.99	350.51	177.11	0.69
PR-ALIGN-BKF-UPP	15623.28	100 year	3600.00	5861.53	5868.58	5868.58	5870.04	0.003620	10.06	500.74	231.09	0.81
PR-ALIGN-BKF-UPP	15621.28	Baseflow	2.00	5861.53	5861.96		5861.98	0.002398	0.94	2.12	4.97	0.25
PR-ALIGN-BKF-UPP	15621.28	Bankfull	25.00	5861.53	5862.90		5862.94	0.002438	1.57	15.88	18.95	0.30
PR-ALIGN-BKF-UPP	15621.28	Low	182.70	5861.53	5864.39		5864.49	0.002586	2.54	72.00	44.84	0.35
PR-ALIGN-BKF-UPP	15621.28	10-year	2320.00	5861.53	5867.00	5867.00	5868.73	0.014205	10.75	243.03	98.32	0.96
PR-ALIGN-BKF-UPP	15621.28	100 year	3600.00	5861.53	5868.73	5868.73	5869.95	0.007144	9.74	555.35	232.73	0.72
PR-ALIGN-BKF-UPP	15613.28	Baseflow	2.00	5861.51	5861.95		5861.96	0.002383	0.94	2.13	4.97	0.25
PR-ALIGN-BKF-UPP	15613.28	Bankfull	25.00	5861.51	5862.88		5862.92	0.002450	1.58	15.86	18.94	0.30
PR-ALIGN-BKF-UPP	15613.28	Low	182.70	5861.51	5864.37		5864.47	0.002598	2.54	71.89	44.83	0.35
PR-ALIGN-BKF-UPP	15613.28	10-year	2320.00	5861.51	5866.99	5866.99	5868.52	0.012588	10.43	281.67	122.99	0.91
PR-ALIGN-BKF-UPP	15613.28	100 year	3600.00	5861.51	5868.47	5868.47	5869.68	0.007681	10.01	567.38	232.45	0.75
PR-ALIGN-BKF-UPP	15573.59	Baseflow	2.00	5861.42	5861.85		5861.86	0.002459	0.95	2.11	4.99	0.26
PR-ALIGN-BKF-UPP	15573.59	Bankfull	25.00	5861.42	5862.78		5862.82	0.002480	1.58	15.81	18.96	0.31
PR-ALIGN-BKF-UPP	15573.59	Low	182.70	5861.42	5864.26		5864.36	0.002631	2.55	71.67	44.92	0.36
PR-ALIGN-BKF-UPP	15573.59	10-year	2320.00	5861.42	5867.10		5867.71	0.005925	7.44	495.47	221.45	0.63
PR-ALIGN-BKF-UPP	15573.59	100 year	3600.00	5861.42	5868.01		5868.69	0.005616	8.23	710.65	241.07	0.63
PR-ALIGN-BKF-UPP	15523.89	Baseflow	2.00	5861.29	5861.73		5861.74	0.002469	0.96	2.09	4.91	0.26
PR-ALIGN-BKF-UPP	15523.89	Bankfull	25.00	5861.29	5862.65		5862.69	0.002578	1.61	15.49	18.54	0.31
PR-ALIGN-BKF-UPP	15523.89	Low	182.70	5861.29	5864.12		5864.23	0.002846	2.63	69.34	43.83	0.37
PR-ALIGN-BKF-UPP	15523.89	10-year	2320.00	5861.29	5867.07		5867.40	0.003614	5.89	644.64	245.97	0.49
PR-ALIGN-BKF-UPP	15523.89	100 year	3600.00	5861.29	5867.99		5868.39	0.003594	6.66	874.41	253.57	0.51
PR-ALIGN-BKF-UPP	15484.13	Baseflow	2.00	5861.20	5861.63		5861.64	0.002464	0.95	2.10	4.98	0.26
PR-ALIGN-BKF-UPP	15484.13	Bankfull	25.00	5861.20	5862.55		5862.59	0.002559	1.60	15.63	18.87	0.31
PR-ALIGN-BKF-UPP	15484.13	Low	182.70	5861.20	5864.01		5864.11	0.002827	2.61	69.94	44.59	0.37
PR-ALIGN-BKF-UPP	15484.13	10-year	2320.00	5861.20	5866.99		5867.25	0.002948	5.33	710.83	258.65	0.45
PR-ALIGN-BKF-UPP	15484.13	100 year	3600.00	5861.20	5867.92		5868.24	0.002988	6.09	953.05	266.28	0.46
PR-ALIGN-BKF-UPP	15448.08	Baseflow	2.00	5861.11	5861.54		5861.55	0.002576	0.97	2.06	4.88	0.26
PR-ALIGN-BKF-UPP	15448.08	Bankfull	25.00	5861.11	5862.46		5862.50	0.002733	1.65	15.17	18.38	0.32
PR-ALIGN-BKF-UPP	15448.08	Low	182.70	5861.11	5863.89		5864.01	0.003085	2.71	67.45	43.45	0.38
PR-ALIGN-BKF-UPP	15448.08	10-year	2320.00	5861.11	5866.89		5867.15	0.002975	5.31	705.40	252.34	0.45
PR-ALIGN-BKF-UPP	15448.08	100 year	3600.00	5861.11	5867.80		5868.13	0.003056	6.11	939.91	259.96	0.47
PR-ALIGN-BKF-UPP	15393.93	Baseflow	2.00	5860.98	5861.40		5861.41	0.002722	0.98	2.04	4.98	0.27
PR-ALIGN-BKF-UPP	15393.93	Bankfull	25.00	5860.98	5862.30		5862.35	0.002844	1.66	15.06	18.62	0.33
PR-ALIGN-BKF-UPP	15393.93	Low	182.70	5860.98	5863.72		5863.84	0.003207	2.73	67.02	44.05	0.39
PR-ALIGN-BKF-UPP	15393.93	10-year	2320.00	5860.98	5866.72		5866.98	0.003007	5.35	704.01	254.38	0.45
PR-ALIGN-BKF-UPP	15393.93	100 year	3600.00	5860.98	5867.63		5867.97	0.003079	6.14	939.55	261.82	0.47
PR-ALIGN-BKF-UPP	15352.19	Baseflow	2.00	5860.87	5861.30		5861.31	0.002322	0.92	2.17	5.20	0.25
PR-ALIGN-BKF-UPP	15352.19	Bankfull	25.00	5860.87	5862.19		5862.23	0.002686	1.62	15.44	19.00	0.32
PR-ALIGN-BKF-UPP	15352.19	Low	182.70	5860.87	5863.58		5863.70	0.003297	2.75	66.40	43.96	0.39
PR-ALIGN-BKF-UPP	15352.19	10-year	2320.00	5860.87	5866.57		5866.86	0.002938	5.29	711.17	255.30	0.44
PR-ALIGN-BKF-UPP	15352.19	100 year	3600.00	5860.87	5867.51		5867.84	0.003028	6.08	946.57	262.81	0.47
PR-ALIGN-BKF-UPP	15290.44	Baseflow	2.00	5860.72	5861.14		5861.15	0.002738	0.98	2.03	4.97	0.27
PR-ALIGN-BKF-UPP	15290.44	Bankfull	25.00	5860.72	5862.00		5862.05	0.003380	1.76	14.18	18.22	0.35
PR-ALIGN-BKF-UPP	15290.44	Low	182.70	5860.72	5863.33		5863.47	0.004211	2.99	61.09	42.87	0.44
PR-ALIGN-BKF-UPP	15290.44	10-year	2320.00	5860.72	5866.40		5866.67	0.003151	5.43	693.48	253.40	0.46
PR-ALIGN-BKF-UPP	15290.44	100 year	3600.00	5860.72	5867.31		5867.65	0.003224	6.23	925.43	260.71	0.48
PR-ALIGN-BKF-UPP	15246.61	Baseflow	2.00	5860.61	5861.00		5861.02	0.003567	1.07	1.87	4.96	0.31
PR-ALIGN-BKF-UPP	15246.61	Bankfull	25.00	5860.61	5861.81		5861.87	0.004529	1.95	12.83	17.64	0.40
PR-ALIGN-BKF-UPP	15246.61	Low	182.70	5860.61	5863.08		5863.25	0.005753	3.32	55.08	41.82	0.51
PR-ALIGN-BKF-UPP	15246.61	10-year	2320.00	5860.61	5866.22		5866.52	0.003577	5.71	657.39	247.75	0.49
PR-ALIGN-BKF-UPP	15246.61	100 year	3600.00	5860.61	5867.11		5867.49	0.003618	6.52	882.02	255.02	0.51
PR-ALIGN-BKF-UPP	15217.6	Baseflow	2.00	5860.54	5860.80		5860.84	0.012028	1.57	1.27	4.90	0.54
PR-ALIGN-BKF-UPP	15217.6	Bankfull	25.00	5860.54	5861.62		5861.70	0.007608	2.33	10.72	16.60	0.51
PR-ALIGN-BKF-UPP	15217.6	Low	182.70	5860.54	5862.78		5863.03	0.010133	4.01	45.58	39.83	0.66
PR-ALIGN-BKF-UPP	15217.6	10-year	2320.00	5860.54	5866.10		5866.42	0.003769	5.82	646.21	247.57	0.50
PR-ALIGN-BKF-UPP	15217.6	100 year	3600.00	5860.54	5866.99		5867.38	0.003771	6.62	870.54	254.83	0.52
PR-ALIGN-BKF-UPP	15209.6	Baseflow	2.00	5860.52	5860.70	5860.67	5860.75	0.009677	1.81	1.10	6.07	0.75
PR-ALIGN-BKF-UPP	15209.6	Bankfull	25.00	5860.52	5861.32	5861.32	5861.61	0.011700	4.30	5.82	9.99	0.99
PR-ALIGN-BKF-UPP	15209.6	Low	182.70	5860.52	5862.49	5862.49	5862.93	0.009526	5.35	34.18	37.71	0.99
PR-ALIGN-BKF-UPP	15209.6	10-year	2320.00	5860.52	5865.39	5865.39	5866.32	0.004808	9.31	487.98	243.12	0.88

Reach	River Sta	Profile	Q Total	Min Ch El	W.S. Elev	Crit W.S.	E.G. Elev	E.G. Slope	Vel Chnl	Flow Area	Top Width	Froude # Chl
			(cfs)	(ft)	(ft)	(ft)	(ft)	(ft/ft)	(ft/s)	(sq ft)	(ft)	
PR-ALIGN-BKF-UPP	15209.6	100 year	3600.00	5860.52	5866.06	5866.06	5867.27	0.005339	11.02	651.93	248.50	0.95
PR-ALIGN-BKF-UPP	15204.6	Baseflow	2.00	5860.51	5860.64	5860.64	5860.69	0.017398	1.88	1.06	9.00	0.97
PR-ALIGN-BKF-UPP	15204.6	Bankfull	25.00	5860.51	5861.10	5861.10	5861.36	0.012415	4.05	6.17	12.75	1.03
PR-ALIGN-BKF-UPP	15204.6	Low	182.70	5860.51	5862.37	5862.37	5862.83	0.009556	5.43	33.67	36.85	1.00
PR-ALIGN-BKF-UPP	15204.6	10-year	2320.00	5860.51	5865.28	5865.28	5866.23	0.004858	9.39	485.90	243.30	0.89
PR-ALIGN-BKF-UPP	15204.6	100 year	3600.00	5860.51	5865.96	5865.96	5867.18	0.005329	11.07	652.16	248.75	0.96
PR-ALIGN-BKF-UPP	15190.63	Baseflow	2.00	5857.02	5857.37		5857.38	0.000497	0.60	3.33	10.85	0.19
PR-ALIGN-BKF-UPP	15190.63	Bankfull	25.00	5857.02	5858.29		5858.33	0.000731	1.50	16.67	18.18	0.28
PR-ALIGN-BKF-UPP	15190.63	Low	182.70	5857.02	5859.79		5859.89	0.001052	2.53	72.31	47.57	0.36
PR-ALIGN-BKF-UPP	15190.63	10-year	2320.00	5857.02	5863.17	5862.45	5864.28	0.003095	8.57	332.96	229.12	0.73
PR-ALIGN-BKF-UPP	15190.63	100 year	3600.00	5857.02	5864.04	5864.04	5865.48	0.003392	10.15	535.84	236.18	0.79
PR-ALIGN-BKF-UPP	15188.63	Baseflow	2.00	5856.03	5857.38		5857.38	0.000000	0.04	49.23	38.51	0.01
PR-ALIGN-BKF-UPP	15188.63	Bankfull	25.00	5856.03	5858.32		5858.32	0.000009	0.29	87.17	42.35	0.04
PR-ALIGN-BKF-UPP	15188.63	Low	182.70	5856.03	5859.85		5859.87	0.000086	1.17	156.77	48.62	0.11
PR-ALIGN-BKF-UPP	15188.63	10-year	2320.00	5856.03	5863.59		5864.10	0.000953	5.85	540.97	232.96	0.42
PR-ALIGN-BKF-UPP	15188.63	100 year	3600.00	5856.03	5864.48		5865.23	0.001261	7.38	751.53	240.14	0.50
PR-ALIGN-BKF-UPP	15173.64	Baseflow	2.00	5856.01	5857.38		5857.38	0.000000	0.04	47.64	36.51	0.01
PR-ALIGN-BKF-UPP	15173.64	Bankfull	25.00	5856.01	5858.32		5858.32	0.000010	0.30	83.71	40.35	0.04
PR-ALIGN-BKF-UPP	15173.64	Low	182.70	5856.01	5859.84		5859.87	0.000095	1.22	150.09	46.59	0.12
PR-ALIGN-BKF-UPP	15173.64	10-year	2320.00	5856.01	5863.68		5864.04	0.000751	5.04	671.91	236.81	0.37
PR-ALIGN-BKF-UPP	15173.64	100 year	3600.00	5856.01	5864.63		5865.15	0.000948	6.28	899.25	244.43	0.43
PR-ALIGN-BKF-UPP	15171.64	Baseflow	2.00	5856.96	5857.36		5857.38	0.001193	1.02	1.97	5.02	0.29
PR-ALIGN-BKF-UPP	15171.64	Bankfull	25.00	5856.96	5858.27		5858.31	0.001086	1.65	15.19	18.73	0.32
PR-ALIGN-BKF-UPP	15171.64	Low	182.70	5856.96	5859.75		5859.86	0.001061	2.58	70.77	44.60	0.36
PR-ALIGN-BKF-UPP	15171.64	10-year	2320.00	5856.96	5862.82	5862.82	5863.96	0.003350	9.10	412.83	230.30	0.76
PR-ALIGN-BKF-UPP	15171.64	100 year	3600.00	5856.96	5863.70	5863.70	5865.06	0.003507	10.51	618.13	237.38	0.80
PR-ALIGN-BKF-UPP	15159.57	Baseflow	2.00	5856.93	5857.34		5857.35	0.002915	1.00	1.99	4.96	0.28
PR-ALIGN-BKF-UPP	15159.57	Bankfull	25.00	5856.93	5858.25		5858.29	0.002887	1.67	14.98	18.57	0.33
PR-ALIGN-BKF-UPP	15159.57	Low	182.70	5856.93	5859.73		5859.84	0.002890	2.63	69.37	44.42	0.37
PR-ALIGN-BKF-UPP	15159.57	10-year	2320.00	5856.93	5862.46	5862.46	5863.41	0.008777	8.82	414.50	229.92	0.76
PR-ALIGN-BKF-UPP	15159.57	100 year	3600.00	5856.93	5863.36		5864.30	0.007651	9.38	624.55	237.18	0.74
PR-ALIGN-BKF-UPP	15109.57	Baseflow	2.00	5856.79	5857.20		5857.21	0.002759	0.98	2.05	5.13	0.27
PR-ALIGN-BKF-UPP	15109.57	Bankfull	25.00	5856.79	5858.11		5858.15	0.002663	1.61	15.54	19.20	0.32
PR-ALIGN-BKF-UPP	15109.57	Low	182.70	5856.79	5859.59		5859.70	0.002684	2.55	71.52	45.40	0.36
PR-ALIGN-BKF-UPP	15109.57	10-year	2320.00	5856.79	5862.54		5862.89	0.003676	5.94	638.67	249.92	0.50
PR-ALIGN-BKF-UPP	15109.57	100 year	3600.00	5856.79	5863.48		5863.88	0.003567	6.65	876.34	257.64	0.51
PR-ALIGN-BKF-UPP	15041.58	Baseflow	2.00	5856.60	5857.01		5857.03	0.002744	0.98	2.04	5.05	0.27
PR-ALIGN-BKF-UPP	15041.58	Bankfull	25.00	5856.60	5857.93		5857.97	0.002692	1.62	15.41	18.94	0.32
PR-ALIGN-BKF-UPP	15041.58	Low	182.70	5856.60	5859.41		5859.51	0.002754	2.58	70.95	45.36	0.36
PR-ALIGN-BKF-UPP	15041.58	10-year	2320.00	5856.60	5862.38		5862.64	0.002917	5.30	706.24	251.76	0.44
PR-ALIGN-BKF-UPP	15041.58	100 year	3600.00	5856.60	5863.31		5863.64	0.002967	6.07	944.82	259.34	0.46
PR-ALIGN-BKF-UPP	14955.22	Baseflow	2.00	5856.37	5856.78		5856.80	0.002771	0.98	2.03	5.00	0.27
PR-ALIGN-BKF-UPP	14955.22	Bankfull	25.00	5856.37	5857.70		5857.74	0.002742	1.64	15.28	18.80	0.32
PR-ALIGN-BKF-UPP	14955.22	Low	182.70	5856.37	5859.16		5859.27	0.002906	2.63	69.40	44.67	0.37
PR-ALIGN-BKF-UPP	14955.22	10-year	2320.00	5856.37	5862.15		5862.39	0.002794	5.18	724.39	255.92	0.43
PR-ALIGN-BKF-UPP	14955.22	100 year	3600.00	5856.37	5863.08		5863.39	0.002859	5.95	965.86	263.55	0.45
PR-ALIGN-BKF-UPP	14868.38	Baseflow	2.00	5856.13	5856.54		5856.56	0.002792	0.99	2.02	4.96	0.27
PR-ALIGN-BKF-UPP	14868.38	Bankfull	25.00	5856.13	5857.46		5857.50	0.002805	1.65	15.12	18.61	0.32
PR-ALIGN-BKF-UPP	14868.38	Low	182.70	5856.13	5858.89		5859.01	0.003096	2.70	67.72	44.02	0.38
PR-ALIGN-BKF-UPP	14868.38	10-year	2320.00	5856.13	5861.88		5862.14	0.002969	5.32	704.42	250.98	0.45
PR-ALIGN-BKF-UPP	14868.38	100 year	3600.00	5856.13	5862.80		5863.13	0.003048	6.12	938.61	258.42	0.47
PR-ALIGN-BKF-UPP	14772.47	Baseflow	2.00	5855.87	5856.28		5856.30	0.002790	0.99	2.02	4.97	0.27
PR-ALIGN-BKF-UPP	14772.47	Bankfull	25.00	5855.87	5857.18		5857.23	0.002952	1.68	14.87	18.55	0.33
PR-ALIGN-BKF-UPP	14772.47	Low	182.70	5855.87	5858.57		5858.69	0.003479	2.80	65.15	43.64	0.40
PR-ALIGN-BKF-UPP	14772.47	10-year	2320.00	5855.87	5861.57		5861.85	0.003139	5.44	689.03	249.04	0.46
PR-ALIGN-BKF-UPP	14772.47	100 year	3600.00	5855.87	5862.48		5862.83	0.003222	6.25	918.68	256.40	0.48
PR-ALIGN-BKF-UPP	14717.9	Baseflow	2.00	5855.72	5856.13		5856.15	0.002797	0.99	2.02	4.98	0.27
PR-ALIGN-BKF-UPP	14717.9	Bankfull	25.00	5855.72	5857.01		5857.06	0.003181	1.72	14.50	18.41	0.34
PR-ALIGN-BKF-UPP	14717.9	Low	182.70	5855.72	5858.36		5858.49	0.003948	2.92	62.49	43.24	0.43
PR-ALIGN-BKF-UPP	14717.9	10-year	2320.00	5855.72	5861.40		5861.67	0.003204	5.47	685.75	250.28	0.46
PR-ALIGN-BKF-UPP	14717.9	100 year	3600.00	5855.72	5862.30		5862.65	0.003275	6.28	915.47	257.51	0.48
PR-ALIGN-BKF-UPP	14680.77	Baseflow	2.00	5855.61	5856.03		5856.04	0.002858	1.00	1.99	4.89	0.28
PR-ALIGN-BKF-UPP	14680.77	Bankfull	25.00	5855.61	5856.88		5856.93	0.003588	1.81	13.83	17.89	0.36
PR-ALIGN-BKF-UPP	14680.77	Low	182.70	5855.61	5858.17		5858.32	0.004835	3.14	58.15	42.03	0.47
PR-ALIGN-BKF-UPP	14680.77	10-year	2320.00	5855.61	5861.26		5861.55	0.003418	5.62	669.49	248.13	0.48
PR-ALIGN-BKF-UPP	14680.77	100 year	3600.00	5855.61	5862.16		5862.53	0.003473	6.43	896.03	255.33	0.50

Reach	River Sta	Profile	Q Total (cfs)	Min Ch El (ft)	W.S. Elev (ft)	Crit W.S. (ft)	E.G. Elev (ft)	E.G. Slope (ft/ft)	Vel Chnl (ft/s)	Flow Area (sq ft)	Top Width (ft)	Froude # Chl
PR-ALIGN-BKF-UPP	14627.33	Baseflow	2.00	5855.47	5855.74		5855.77	0.011332	1.54	1.30	4.91	0.53
PR-ALIGN-BKF-UPP	14627.33	Bankfull	25.00	5855.47	5856.32	5856.28	5856.51	0.025632	3.51	7.12	14.78	0.89
PR-ALIGN-BKF-UPP	14627.33	Low	182.70	5855.47	5857.57	5857.41	5857.89	0.014617	4.52	40.42	38.82	0.78
PR-ALIGN-BKF-UPP	14627.33	10-year	2320.00	5855.47	5861.06		5861.36	0.003613	5.72	656.09	247.75	0.49
PR-ALIGN-BKF-UPP	14627.33	100 year	3600.00	5855.47	5861.96		5862.33	0.003632	6.52	881.79	254.95	0.51
PR-ALIGN-BKF-UPP	14619.33	Baseflow	2.00	5855.45	5855.62		5855.68	0.011580	1.92	1.04	6.07	0.82
PR-ALIGN-BKF-UPP	14619.33	Bankfull	25.00	5855.45	5856.14	5856.14	5856.37	0.011980	3.86	6.48	13.57	0.98
PR-ALIGN-BKF-UPP	14619.33	Low	182.70	5855.45	5857.35	5857.35	5857.79	0.009182	5.31	34.38	37.24	0.98
PR-ALIGN-BKF-UPP	14619.33	10-year	2320.00	5855.45	5860.32	5860.32	5861.27	0.004690	9.32	486.75	242.55	0.87
PR-ALIGN-BKF-UPP	14619.33	100 year	3600.00	5855.45	5861.01	5861.01	5862.22	0.005135	10.97	655.64	248.06	0.94
PR-ALIGN-BKF-UPP	14614.33	Baseflow	2.00	5855.43	5855.56	5855.56	5855.61	0.017397	1.88	1.06	9.00	0.97
PR-ALIGN-BKF-UPP	14614.33	Bankfull	25.00	5855.43	5856.03	5856.03	5856.28	0.012376	4.05	6.18	12.76	1.03
PR-ALIGN-BKF-UPP	14614.33	Low	182.70	5855.43	5857.28	5857.28	5857.75	0.009708	5.45	33.50	36.82	1.01
PR-ALIGN-BKF-UPP	14614.33	10-year	2320.00	5855.43	5860.25	5860.25	5861.19	0.004703	9.33	488.21	242.93	0.88
PR-ALIGN-BKF-UPP	14614.33	100 year	3600.00	5855.43	5860.93	5860.93	5862.14	0.005170	11.00	655.67	248.40	0.95
PR-ALIGN-BKF-UPP	14597.71	Baseflow	2.00	5851.28	5851.40	5851.40	5851.46	0.019605	1.95	1.02	8.98	1.02
PR-ALIGN-BKF-UPP	14597.71	Bankfull	25.00	5851.28	5852.23		5852.31	0.002230	2.23	11.22	15.61	0.46
PR-ALIGN-BKF-UPP	14597.71	Low	182.70	5851.28	5853.74		5853.90	0.001928	3.17	57.59	42.39	0.48
PR-ALIGN-BKF-UPP	14597.71	10-year	2320.00	5851.28	5856.77	5856.77	5858.53	0.006175	10.66	217.67	61.59	1.00
PR-ALIGN-BKF-UPP	14597.71	100 year	3600.00	5851.28	5858.58	5858.58	5860.19	0.003662	10.33	443.70	233.30	0.81
PR-ALIGN-BKF-UPP	14593.23	Baseflow	2.00	5849.93	5851.32		5851.32	0.000000	0.04	49.49	37.30	0.01
PR-ALIGN-BKF-UPP	14593.23	Bankfull	25.00	5849.93	5852.28		5852.28	0.000009	0.29	87.20	41.18	0.03
PR-ALIGN-BKF-UPP	14593.23	Low	182.70	5849.93	5853.83		5853.85	0.000085	1.17	155.87	47.44	0.11
PR-ALIGN-BKF-UPP	14593.23	10-year	2320.00	5849.93	5857.47		5858.09	0.001277	6.31	369.54	95.35	0.48
PR-ALIGN-BKF-UPP	14593.23	100 year	3600.00	5849.93	5858.52	5856.36	5859.46	0.001588	7.92	579.93	233.63	0.55
PR-ALIGN-BKF-UPP	14579.33	Baseflow	2.00	5849.94	5851.32		5851.32	0.000000	0.04	48.13	36.57	0.01
PR-ALIGN-BKF-UPP	14579.33	Bankfull	25.00	5849.94	5852.28		5852.28	0.000010	0.29	85.13	40.44	0.04
PR-ALIGN-BKF-UPP	14579.33	Low	182.70	5849.94	5853.83		5853.85	0.000090	1.20	152.54	46.68	0.12
PR-ALIGN-BKF-UPP	14579.33	10-year	2320.00	5849.94	5857.43		5858.08	0.001130	6.54	446.99	202.57	0.46
PR-ALIGN-BKF-UPP	14579.33	100 year	3600.00	5849.94	5858.54	5856.49	5859.42	0.001344	7.95	701.91	236.52	0.52
PR-ALIGN-BKF-UPP	14577.84	Baseflow	2.00	5850.90	5851.32		5851.32	0.000111	0.29	6.80	20.55	0.09
PR-ALIGN-BKF-UPP	14577.84	Bankfull	25.00	5850.90	5852.27		5852.28	0.000187	0.74	33.56	37.40	0.14
PR-ALIGN-BKF-UPP	14577.84	Low	182.70	5850.90	5853.79		5853.85	0.000372	1.86	98.49	46.46	0.22
PR-ALIGN-BKF-UPP	14577.84	10-year	2320.00	5850.90	5857.07	5856.01	5858.04	0.002399	8.01	345.01	146.63	0.65
PR-ALIGN-BKF-UPP	14577.84	100 year	3600.00	5850.90	5857.77	5857.77	5859.35	0.003359	10.40	487.31	230.69	0.79
PR-ALIGN-BKF-UPP	14575.36	Baseflow	2.00	5850.88	5851.30		5851.32	0.002588	0.97	2.07	4.97	0.26
PR-ALIGN-BKF-UPP	14575.36	Bankfull	25.00	5850.88	5852.24		5852.28	0.002524	1.59	15.69	18.86	0.31
PR-ALIGN-BKF-UPP	14575.36	Low	182.70	5850.88	5853.74		5853.84	0.002567	2.53	72.19	44.90	0.35
PR-ALIGN-BKF-UPP	14575.36	10-year	2320.00	5850.88	5856.68	5856.62	5858.00	0.010969	9.40	282.75	132.60	0.84
PR-ALIGN-BKF-UPP	14575.36	100 year	3600.00	5850.88	5857.92	5857.92	5859.21	0.008189	9.78	520.43	232.41	0.76
PR-ALIGN-BKF-UPP	14565.21	Baseflow	2.00	5850.85	5851.28		5851.29	0.002506	0.96	2.09	4.97	0.26
PR-ALIGN-BKF-UPP	14565.21	Bankfull	25.00	5850.85	5852.21		5852.25	0.002495	1.59	15.75	18.87	0.31
PR-ALIGN-BKF-UPP	14565.21	Low	182.70	5850.85	5853.72		5853.82	0.002556	2.53	72.29	44.90	0.35
PR-ALIGN-BKF-UPP	14565.21	10-year	2320.00	5850.85	5856.59	5856.59	5857.89	0.010289	9.61	318.38	169.47	0.83
PR-ALIGN-BKF-UPP	14565.21	100 year	3600.00	5850.85	5857.79	5857.79	5858.95	0.007616	9.77	571.86	233.44	0.74
PR-ALIGN-BKF-UPP	14519.97	Baseflow	2.00	5850.74	5851.17		5851.18	0.002424	0.94	2.13	5.08	0.26
PR-ALIGN-BKF-UPP	14519.97	Bankfull	25.00	5850.74	5852.10		5852.14	0.002378	1.55	16.12	19.32	0.30
PR-ALIGN-BKF-UPP	14519.97	Low	182.70	5850.74	5853.61		5853.70	0.002449	2.48	73.79	45.81	0.34
PR-ALIGN-BKF-UPP	14519.97	10-year	2320.00	5850.74	5856.43		5857.08	0.006154	7.59	488.05	231.43	0.64
PR-ALIGN-BKF-UPP	14519.97	100 year	3600.00	5850.74	5857.39		5858.07	0.005471	8.18	712.74	239.08	0.63
PR-ALIGN-BKF-UPP	14489.79	Baseflow	2.00	5850.66	5851.10		5851.11	0.002402	0.94	2.12	4.99	0.25
PR-ALIGN-BKF-UPP	14489.79	Bankfull	25.00	5850.66	5852.03		5852.07	0.002442	1.57	15.89	18.99	0.30
PR-ALIGN-BKF-UPP	14489.79	Low	182.70	5850.66	5853.53		5853.63	0.002548	2.52	72.47	45.08	0.35
PR-ALIGN-BKF-UPP	14489.79	10-year	2320.00	5850.66	5856.43		5856.86	0.004349	6.46	583.83	240.88	0.54
PR-ALIGN-BKF-UPP	14489.79	100 year	3600.00	5850.66	5857.38		5857.86	0.004114	7.15	815.48	248.48	0.54
PR-ALIGN-BKF-UPP	14457.09	Baseflow	2.00	5850.58	5851.01		5851.03	0.002602	0.98	2.05	4.83	0.26
PR-ALIGN-BKF-UPP	14457.09	Bankfull	25.00	5850.58	5851.94		5851.98	0.002630	1.63	15.32	18.27	0.31
PR-ALIGN-BKF-UPP	14457.09	Low	182.70	5850.58	5853.43		5853.54	0.002745	2.59	70.46	44.42	0.36
PR-ALIGN-BKF-UPP	14457.09	10-year	2320.00	5850.58	5856.39		5856.70	0.003433	5.76	654.29	245.24	0.48
PR-ALIGN-BKF-UPP	14457.09	100 year	3600.00	5850.58	5857.33		5857.71	0.003388	6.50	889.45	252.79	0.49
PR-ALIGN-BKF-UPP	14404.26	Baseflow	2.00	5850.45	5850.88		5850.90	0.002431	0.95	2.11	4.98	0.26
PR-ALIGN-BKF-UPP	14404.26	Bankfull	25.00	5850.45	5851.81		5851.85	0.002501	1.59	15.75	18.92	0.31
PR-ALIGN-BKF-UPP	14404.26	Low	182.70	5850.45	5853.29		5853.40	0.002650	2.56	71.45	44.82	0.36
PR-ALIGN-BKF-UPP	14404.26	10-year	2320.00	5850.45	5856.30		5856.52	0.002568	5.02	749.53	259.31	0.42
PR-ALIGN-BKF-UPP	14404.26	100 year	3600.00	5850.45	5857.24		5857.53	0.002627	5.77	998.52	266.95	0.44

Reach	River Sta	Profile	Q Total	Min Ch El	W.S. Elev	Crit W.S.	E.G. Elev	E.G. Slope	Vel Chnl	Flow Area	Top Width	Froude # Chl
			(cfs)	(ft)	(ft)	(ft)	(ft)	(ft/ft)	(ft/s)	(sq ft)	(ft)	
PR-ALIGN-BKF-UPP	14363.66	Baseflow	2.00	5850.35	5850.78		5850.79	0.002702	0.99	2.02	4.81	0.27
PR-ALIGN-BKF-UPP	14363.66	Bankfull	25.00	5850.35	5851.70		5851.74	0.002690	1.63	15.31	18.60	0.32
PR-ALIGN-BKF-UPP	14363.66	Low	182.70	5850.35	5853.18		5853.29	0.002768	2.60	70.40	44.63	0.36
PR-ALIGN-BKF-UPP	14363.66	10-year	2320.00	5850.35	5856.18		5856.42	0.002726	5.15	725.61	251.29	0.43
PR-ALIGN-BKF-UPP	14363.66	100 year	3600.00	5850.35	5857.11		5857.42	0.002811	5.94	964.54	258.92	0.45
PR-ALIGN-BKF-UPP	14327.73	Baseflow	2.00	5850.26	5850.68		5850.70	0.002556	0.96	2.09	5.03	0.26
PR-ALIGN-BKF-UPP	14327.73	Bankfull	25.00	5850.26	5851.61		5851.65	0.002519	1.59	15.76	19.05	0.31
PR-ALIGN-BKF-UPP	14327.73	Low	182.70	5850.26	5853.08		5853.19	0.002673	2.56	71.43	45.10	0.36
PR-ALIGN-BKF-UPP	14327.73	10-year	2320.00	5850.26	5856.08		5856.32	0.002704	5.14	727.76	252.66	0.43
PR-ALIGN-BKF-UPP	14327.73	100 year	3600.00	5850.26	5857.01		5857.32	0.002793	5.92	967.19	260.26	0.45
PR-ALIGN-BKF-UPP	14289.64	Baseflow	2.00	5850.16	5850.59		5850.60	0.002426	0.94	2.12	5.02	0.26
PR-ALIGN-BKF-UPP	14289.64	Bankfull	25.00	5850.16	5851.51		5851.55	0.002523	1.59	15.74	19.00	0.31
PR-ALIGN-BKF-UPP	14289.64	Low	182.70	5850.16	5852.98		5853.08	0.002744	2.59	70.64	44.71	0.36
PR-ALIGN-BKF-UPP	14289.64	10-year	2320.00	5850.16	5855.97		5856.22	0.002744	5.17	725.12	253.03	0.43
PR-ALIGN-BKF-UPP	14289.64	100 year	3600.00	5850.16	5856.90		5857.21	0.002833	5.96	964.02	260.64	0.45
PR-ALIGN-BKF-UPP	14252.7	Baseflow	2.00	5850.07	5850.50		5850.52	0.002449	0.95	2.11	4.98	0.26
PR-ALIGN-BKF-UPP	14252.7	Bankfull	25.00	5850.07	5851.42		5851.46	0.002610	1.61	15.52	18.81	0.31
PR-ALIGN-BKF-UPP	14252.7	Low	182.70	5850.07	5852.87		5852.98	0.002870	2.63	69.54	44.47	0.37
PR-ALIGN-BKF-UPP	14252.7	10-year	2320.00	5850.07	5855.88		5856.11	0.002707	5.12	734.68	257.80	0.43
PR-ALIGN-BKF-UPP	14252.7	100 year	3600.00	5850.07	5856.80		5857.11	0.002784	5.90	977.66	265.48	0.45
PR-ALIGN-BKF-UPP	14161.16	Baseflow	2.00	5849.84	5850.26		5850.27	0.002726	0.98	2.04	4.96	0.27
PR-ALIGN-BKF-UPP	14161.16	Bankfull	25.00	5849.84	5851.17		5851.21	0.002841	1.66	15.05	18.55	0.33
PR-ALIGN-BKF-UPP	14161.16	Low	182.70	5849.84	5852.58		5852.70	0.003223	2.73	66.80	43.86	0.39
PR-ALIGN-BKF-UPP	14161.16	10-year	2320.00	5849.84	5855.59		5855.85	0.003013	5.36	700.05	250.48	0.45
PR-ALIGN-BKF-UPP	14161.16	100 year	3600.00	5849.84	5856.50		5856.84	0.003100	6.17	932.39	257.89	0.47
PR-ALIGN-BKF-UPP	14096.48	Baseflow	2.00	5849.67	5850.10	5849.85	5850.11	0.002453	0.94	2.12	5.08	0.26
PR-ALIGN-BKF-UPP	14096.48	Bankfull	25.00	5849.67	5850.98	5850.48	5851.02	0.002905	1.66	15.03	18.86	0.33
PR-ALIGN-BKF-UPP	14096.48	Low	182.70	5849.67	5852.37	5851.59	5852.49	0.003420	2.77	65.89	44.36	0.40
PR-ALIGN-BKF-UPP	14096.48	10-year	2320.00	5849.67	5855.38	5854.30	5855.65	0.003123	5.42	687.97	248.65	0.46
PR-ALIGN-BKF-UPP	14096.48	100 year	3600.00	5849.67	5856.29	5854.86	5856.63	0.003216	6.24	916.50	255.98	0.48
PR-ALIGN-BKF-UPP	14053.52	Baseflow	2.00	5849.57	5849.98	5849.74	5850.00	0.002829	0.99	2.01	4.97	0.28
PR-ALIGN-BKF-UPP	14053.52	Bankfull	25.00	5849.57	5850.84	5850.39	5850.89	0.003496	1.78	14.02	18.15	0.36
PR-ALIGN-BKF-UPP	14053.52	Low	182.70	5849.57	5852.18	5851.50	5852.32	0.004178	2.98	61.27	42.94	0.44
PR-ALIGN-BKF-UPP	14053.52	10-year	2320.00	5849.57	5855.25	5854.24	5855.52	0.003148	5.42	695.95	255.46	0.46
PR-ALIGN-BKF-UPP	14053.52	100 year	3600.00	5849.57	5856.16	5854.78	5856.49	0.003200	6.20	930.82	370.96	0.48
PR-ALIGN-BKF-UPP	13996	Baseflow	2.00	5849.42	5849.80	5849.60	5849.82	0.003671	1.08	1.85	4.97	0.31
PR-ALIGN-BKF-UPP	13996	Bankfull	25.00	5849.42	5850.56	5850.24	5850.63	0.005848	2.13	11.75	17.17	0.45
PR-ALIGN-BKF-UPP	13996	Low	182.70	5849.42	5851.84	5851.35	5852.02	0.006317	3.42	53.41	41.53	0.53
PR-ALIGN-BKF-UPP	13996	10-year	2320.00	5849.42	5855.03	5854.10	5855.33	0.003470	5.62	665.88	386.17	0.48
PR-ALIGN-BKF-UPP	13996	100 year	3600.00	5849.42	5855.93	5854.65	5856.30	0.003515	6.43	892.27	450.31	0.50
PR-ALIGN-BKF-UPP	13950.44	Baseflow	2.00	5849.31	5849.48	5849.46	5849.54	0.011565	1.92	1.04	6.07	0.82
PR-ALIGN-BKF-UPP	13950.44	Bankfull	25.00	5849.31	5849.99	5849.99	5850.23	0.013013	3.97	6.30	13.47	1.02
PR-ALIGN-BKF-UPP	13950.44	Low	182.70	5849.31	5851.21	5851.20	5851.65	0.009370	5.35	34.14	37.17	0.98
PR-ALIGN-BKF-UPP	13950.44	10-year	2320.00	5849.31	5854.14	5854.14	5855.08	0.004809	9.35	486.86	349.95	0.88
PR-ALIGN-BKF-UPP	13950.44	100 year	3600.00	5849.31	5854.83	5854.83	5856.02	0.005203	10.97	657.53	447.12	0.94
PR-ALIGN-BKF-UPP	13945.44	Baseflow	2.00	5849.29	5849.42	5849.42	5849.47	0.017398	1.88	1.06	9.00	0.97
PR-ALIGN-BKF-UPP	13945.44	Bankfull	25.00	5849.29	5849.90	5849.90	5850.14	0.011246	3.92	6.38	12.89	0.98
PR-ALIGN-BKF-UPP	13945.44	Low	182.70	5849.29	5851.16	5851.16	5851.61	0.009177	5.36	34.11	36.93	0.98
PR-ALIGN-BKF-UPP	13945.44	10-year	2320.00	5849.29	5854.00	5854.00	5854.92	0.004963	9.37	489.57	419.97	0.90
PR-ALIGN-BKF-UPP	13945.44	100 year	3600.00	5849.29	5854.67	5854.67	5855.86	0.005446	11.06	654.65	486.78	0.97
PR-ALIGN-BKF-UPP	13928.27	Baseflow	2.00	5845.00	5845.22	5845.12	5845.24	0.002450	1.01	1.98	9.78	0.40
PR-ALIGN-BKF-UPP	13928.27	Bankfull	25.00	5845.00	5846.13	5846.60	5846.18	0.001169	1.77	14.10	17.02	0.34
PR-ALIGN-BKF-UPP	13928.27	Low	182.70	5845.00	5847.60	5846.86	5847.73	0.001452	2.90	63.10	43.01	0.42
PR-ALIGN-BKF-UPP	13928.27	10-year	2320.00	5845.00	5850.52	5850.52	5852.24	0.006102	10.53	220.28	62.98	0.99
PR-ALIGN-BKF-UPP	13928.27	100 year	3600.00	5845.00	5852.27	5852.27	5853.84	0.003700	10.24	454.87	234.92	0.82
PR-ALIGN-BKF-UPP	13906.44	Baseflow	2.00	5844.74	5845.17		5845.18	0.002504	0.96	2.09	4.97	0.26
PR-ALIGN-BKF-UPP	13906.44	Bankfull	25.00	5844.74	5846.10		5846.14	0.002534	1.60	15.67	18.86	0.31
PR-ALIGN-BKF-UPP	13906.44	Low	182.70	5844.74	5847.58		5847.68	0.002686	2.57	71.09	44.70	0.36
PR-ALIGN-BKF-UPP	13906.44	10-year	2320.00	5844.74	5850.34	5850.34	5851.55	0.015461	8.83	269.37	142.02	0.95
PR-ALIGN-BKF-UPP	13906.44	100 year	3600.00	5844.74	5851.39	5851.39	5852.60	0.010764	9.18	477.48	232.77	0.84
PR-ALIGN-BKF-UPP	13852.77	Baseflow	2.00	5844.61	5845.03		5845.05	0.002535	0.96	2.09	5.01	0.26
PR-ALIGN-BKF-UPP	13852.77	Bankfull	25.00	5844.61	5845.96		5846.00	0.002525	1.59	15.73	19.01	0.31
PR-ALIGN-BKF-UPP	13852.77	Low	182.70	5844.61	5847.43		5847.54	0.002714	2.57	71.11	45.10	0.36
PR-ALIGN-BKF-UPP	13852.77	10-year	2320.00	5844.61	5850.35		5850.81	0.004673	6.66	565.60	237.20	0.56
PR-ALIGN-BKF-UPP	13852.77	100 year	3600.00	5844.61	5851.27		5851.79	0.004484	7.41	786.50	244.60	0.57
PR-ALIGN-BKF-UPP	13794.52	Baseflow	2.00	5844.46	5844.89	5844.64	5844.90	0.002537	0.96	2.08	4.93	0.26

Reach	River Sta	Profile	Q Total	Min Ch El	W.S. Elev	Crit W.S.	E.G. Elev	E.G. Slope	Vel Chnl	Flow Area	Top Width	Froude # Chl
			(cfs)	(ft)	(ft)	(ft)	(ft)	(ft/ft)	(ft/s)	(sq ft)	(ft)	
PR-ALIGN-BKF-UPP	13794.52	Bankfull	25.00	5844.46	5845.81	5845.28	5845.85	0.002622	1.62	15.43	18.58	0.31
PR-ALIGN-BKF-UPP	13794.52	Low	182.70	5844.46	5847.26	5846.41	5847.37	0.002955	2.66	68.58	43.85	0.38
PR-ALIGN-BKF-UPP	13794.52	10-year	2320.00	5844.46	5850.22	5849.32	5850.53	0.003521	5.80	651.80	244.87	0.49
PR-ALIGN-BKF-UPP	13794.52	100 year	3600.00	5844.46	5851.13	5849.90	5851.52	0.003536	6.59	879.72	299.08	0.50
PR-ALIGN-BKF-UPP	13749.06	Baseflow	2.00	5844.35	5844.77	5844.52	5844.79	0.002605	0.97	2.07	4.98	0.26
PR-ALIGN-BKF-UPP	13749.06	Bankfull	25.00	5844.35	5845.69	5845.17	5845.73	0.002641	1.62	15.47	18.83	0.31
PR-ALIGN-BKF-UPP	13749.06	Low	182.70	5844.35	5847.13	5846.29	5847.24	0.002991	2.66	68.62	44.35	0.38
PR-ALIGN-BKF-UPP	13749.06	10-year	2320.00	5844.35	5850.11	5849.06	5850.37	0.003019	5.36	700.39	253.02	0.45
PR-ALIGN-BKF-UPP	13749.06	100 year	3600.00	5844.35	5851.02	5849.60	5851.36	0.003086	6.15	935.58	347.37	0.47
PR-ALIGN-BKF-UPP	13708.4	Baseflow	2.00	5844.24	5844.67	5844.42	5844.68	0.002613	0.97	2.05	4.89	0.26
PR-ALIGN-BKF-UPP	13708.4	Bankfull	25.00	5844.24	5845.58	5845.06	5845.62	0.002787	1.66	15.07	18.33	0.32
PR-ALIGN-BKF-UPP	13708.4	Low	182.70	5844.24	5846.99	5846.19	5847.11	0.003318	2.78	65.80	43.14	0.40
PR-ALIGN-BKF-UPP	13708.4	10-year	2320.00	5844.24	5849.99	5848.91	5850.25	0.003063	5.31	695.44	249.34	0.45
PR-ALIGN-BKF-UPP	13708.4	100 year	3600.00	5844.24	5850.90	5849.47	5851.23	0.003147	6.12	925.74	370.56	0.47
PR-ALIGN-BKF-UPP	13665.7	Baseflow	2.00	5844.13	5844.56	5844.31	5844.58	0.002382	0.93	2.15	5.12	0.25
PR-ALIGN-BKF-UPP	13665.7	Bankfull	25.00	5844.13	5845.47	5844.92	5845.51	0.002616	1.60	15.62	19.20	0.31
PR-ALIGN-BKF-UPP	13665.7	Low	182.70	5844.13	5846.85	5846.06	5846.97	0.003197	2.70	67.61	45.00	0.39
PR-ALIGN-BKF-UPP	13665.7	10-year	2320.00	5844.13	5849.86	5848.79	5850.12	0.002941	5.28	709.82	256.01	0.45
PR-ALIGN-BKF-UPP	13665.7	100 year	3600.00	5844.13	5850.77	5849.33	5851.10	0.003025	6.07	945.87	379.23	0.47
PR-ALIGN-BKF-UPP	13628.54	Baseflow	2.00	5844.04	5844.47	5844.22	5844.48	0.002810	1.01	1.99	4.74	0.27
PR-ALIGN-BKF-UPP	13628.54	Bankfull	25.00	5844.04	5845.35	5844.86	5845.40	0.003240	1.75	14.32	18.07	0.35
PR-ALIGN-BKF-UPP	13628.54	Low	182.70	5844.04	5846.70	5846.00	5846.83	0.003930	2.92	62.57	43.22	0.43
PR-ALIGN-BKF-UPP	13628.54	10-year	2320.00	5844.04	5849.73	5848.72	5850.01	0.003219	5.48	685.67	250.94	0.46
PR-ALIGN-BKF-UPP	13628.54	100 year	3600.00	5844.04	5850.63	5849.29	5850.98	0.003295	6.29	915.19	258.32	0.49
PR-ALIGN-BKF-UPP	13558.32	Baseflow	2.00	5843.86	5844.23	5844.04	5844.25	0.004239	1.13	1.77	4.98	0.33
PR-ALIGN-BKF-UPP	13558.32	Bankfull	25.00	5843.86	5845.08	5844.69	5845.14	0.004170	1.89	13.22	17.90	0.39
PR-ALIGN-BKF-UPP	13558.32	Low	182.70	5843.86	5846.33	5845.81	5846.50	0.005678	3.30	55.40	42.03	0.51
PR-ALIGN-BKF-UPP	13558.32	10-year	2320.00	5843.86	5849.48	5848.53	5849.77	0.003431	5.60	669.21	249.56	0.48
PR-ALIGN-BKF-UPP	13558.32	100 year	3600.00	5843.86	5850.38	5849.09	5850.74	0.003484	6.41	896.04	307.78	0.50
PR-ALIGN-BKF-UPP	13516.15	Baseflow	2.00	5843.76	5843.94	5843.91	5843.99	0.009491	1.80	1.11	6.08	0.74
PR-ALIGN-BKF-UPP	13516.15	Bankfull	25.00	5843.76	5844.56	5844.56	5844.84	0.011519	4.27	5.86	10.07	0.99
PR-ALIGN-BKF-UPP	13516.15	Low	182.70	5843.76	5845.72	5845.72	5846.17	0.009581	5.36	34.10	37.68	0.99
PR-ALIGN-BKF-UPP	13516.15	10-year	2320.00	5843.76	5848.60	5848.60	5849.54	0.004863	9.34	487.85	243.47	0.88
PR-ALIGN-BKF-UPP	13516.15	100 year	3600.00	5843.76	5849.29	5849.29	5850.48	0.005307	11.00	655.56	248.95	0.95
PR-ALIGN-BKF-UPP	13511.15	Baseflow	2.00	5843.75	5843.88	5843.88	5843.93	0.017629	1.89	1.06	9.00	0.97
PR-ALIGN-BKF-UPP	13511.15	Bankfull	25.00	5843.75	5844.37	5844.37	5844.60	0.011019	3.89	6.43	12.92	0.97
PR-ALIGN-BKF-UPP	13511.15	Low	182.70	5843.75	5845.62	5845.62	5846.07	0.009291	5.38	33.99	36.94	0.99
PR-ALIGN-BKF-UPP	13511.15	10-year	2320.00	5843.75	5848.46	5848.46	5849.38	0.004923	9.35	490.61	243.60	0.89
PR-ALIGN-BKF-UPP	13511.15	100 year	3600.00	5843.75	5849.13	5849.13	5850.32	0.005404	11.04	655.73	249.00	0.96
PR-ALIGN-BKF-UPP	13493.99	Baseflow	2.00	5839.46	5839.67		5839.69	0.002833	1.06	1.89	9.71	0.42
PR-ALIGN-BKF-UPP	13493.99	Bankfull	25.00	5839.46	5840.58		5840.63	0.001205	1.79	13.95	16.94	0.35
PR-ALIGN-BKF-UPP	13493.99	Low	182.70	5839.46	5842.07		5842.20	0.001409	2.85	64.09	43.76	0.42
PR-ALIGN-BKF-UPP	13493.99	10-year	2320.00	5839.46	5844.97	5844.97	5846.70	0.006067	10.56	219.63	62.19	0.99
PR-ALIGN-BKF-UPP	13493.99	100 year	3600.00	5839.46	5846.77	5846.77	5848.34	0.003644	10.24	448.67	233.42	0.81
PR-ALIGN-BKF-UPP	13472.17	Baseflow	2.00	5839.19	5839.62		5839.63	0.002477	0.95	2.10	4.97	0.26
PR-ALIGN-BKF-UPP	13472.17	Bankfull	25.00	5839.19	5840.55		5840.59	0.002521	1.59	15.69	18.84	0.31
PR-ALIGN-BKF-UPP	13472.17	Low	182.70	5839.19	5842.05		5842.15	0.002597	2.54	71.91	44.84	0.35
PR-ALIGN-BKF-UPP	13472.17	10-year	2320.00	5839.19	5844.84	5844.84	5846.24	0.012387	9.64	267.33	119.11	0.89
PR-ALIGN-BKF-UPP	13472.17	100 year	3600.00	5839.19	5846.19	5846.19	5847.42	0.008054	9.58	528.70	233.14	0.75
PR-ALIGN-BKF-UPP	13403.3	Baseflow	2.00	5839.02	5839.45		5839.46	0.002464	0.95	2.11	5.00	0.26
PR-ALIGN-BKF-UPP	13403.3	Bankfull	25.00	5839.02	5840.38		5840.42	0.002493	1.58	15.78	18.97	0.31
PR-ALIGN-BKF-UPP	13403.3	Low	182.70	5839.02	5841.87		5841.97	0.002597	2.53	72.21	45.36	0.35
PR-ALIGN-BKF-UPP	13403.3	10-year	2320.00	5839.02	5844.79		5845.26	0.004690	6.70	561.61	235.70	0.56
PR-ALIGN-BKF-UPP	13403.3	100 year	3600.00	5839.02	5845.72		5846.25	0.004449	7.42	785.05	243.22	0.57
PR-ALIGN-BKF-UPP	13343.53	Baseflow	2.00	5838.87	5839.30		5839.31	0.002711	0.99	2.02	4.84	0.27
PR-ALIGN-BKF-UPP	13343.53	Bankfull	25.00	5838.87	5840.22		5840.26	0.002752	1.66	15.10	18.24	0.32
PR-ALIGN-BKF-UPP	13343.53	Low	182.70	5838.87	5841.69		5841.80	0.002903	2.65	68.99	43.94	0.37
PR-ALIGN-BKF-UPP	13343.53	10-year	2320.00	5838.87	5844.67		5844.97	0.003309	5.65	669.28	247.79	0.47
PR-ALIGN-BKF-UPP	13343.53	100 year	3600.00	5838.87	5845.61		5845.97	0.003302	6.41	904.39	255.35	0.49
PR-ALIGN-BKF-UPP	13300.68	Baseflow	2.00	5838.76	5839.18		5839.20	0.002578	0.96	2.08	5.02	0.26
PR-ALIGN-BKF-UPP	13300.68	Bankfull	25.00	5838.76	5840.11		5840.15	0.002590	1.60	15.58	18.91	0.31
PR-ALIGN-BKF-UPP	13300.68	Low	182.70	5838.76	5841.58		5841.68	0.002755	2.58	70.70	44.95	0.36
PR-ALIGN-BKF-UPP	13300.68	10-year	2320.00	5838.76	5844.59		5844.83	0.002722	5.13	727.98	255.00	0.43
PR-ALIGN-BKF-UPP	13300.68	100 year	3600.00	5838.76	5845.52		5845.83	0.002791	5.90	969.93	262.52	0.45
PR-ALIGN-BKF-UPP	13248.86	Baseflow	2.00	5838.63	5839.06		5839.07	0.002385	0.93	2.15	5.13	0.25
PR-ALIGN-BKF-UPP	13248.86	Bankfull	25.00	5838.63	5839.98		5840.02	0.002456	1.56	15.99	19.40	0.30

Reach	River Sta	Profile	Q Total	Min Ch El	W.S. Elev	Crit W.S.	E.G. Elev	E.G. Slope	Vel Chnl	Flow Area	Top Width	Froude # Chl
			(cfs)	(ft)	(ft)	(ft)	(ft)	(ft/ft)	(ft/s)	(sq ft)	(ft)	
PR-ALIGN-BKF-UPP	13248.86	Low	182.70	5838.63	5841.44		5841.54	0.002662	2.55	71.74	45.46	0.36
PR-ALIGN-BKF-UPP	13248.86	10-year	2320.00	5838.63	5844.45		5844.69	0.002676	5.08	728.38	252.25	0.43
PR-ALIGN-BKF-UPP	13248.86	100 year	3600.00	5838.63	5845.38		5845.68	0.002781	5.88	965.77	259.76	0.45
PR-ALIGN-BKF-UPP	13185.76	Baseflow	2.00	5838.47	5838.90		5838.91	0.002574	0.97	2.07	4.90	0.26
PR-ALIGN-BKF-UPP	13185.76	Bankfull	25.00	5838.47	5839.81		5839.85	0.002760	1.65	15.18	18.57	0.32
PR-ALIGN-BKF-UPP	13185.76	Low	182.70	5838.47	5841.25		5841.36	0.003057	2.68	68.09	44.22	0.38
PR-ALIGN-BKF-UPP	13185.76	10-year	2320.00	5838.47	5844.26		5844.51	0.002901	5.28	710.29	251.85	0.44
PR-ALIGN-BKF-UPP	13185.76	100 year	3600.00	5838.47	5845.18		5845.50	0.002984	6.08	945.92	259.36	0.46
PR-ALIGN-BKF-UPP	13130.49	Baseflow	2.00	5838.33	5838.76		5838.78	0.002415	0.94	2.12	4.99	0.26
PR-ALIGN-BKF-UPP	13130.49	Bankfull	25.00	5838.33	5839.66		5839.70	0.002798	1.65	15.14	18.64	0.32
PR-ALIGN-BKF-UPP	13130.49	Low	182.70	5838.33	5841.07		5841.19	0.003240	2.74	66.79	44.02	0.39
PR-ALIGN-BKF-UPP	13130.49	10-year	2320.00	5838.33	5844.10		5844.35	0.002890	5.21	711.59	252.24	0.44
PR-ALIGN-BKF-UPP	13130.49	100 year	3600.00	5838.33	5845.01		5845.33	0.002980	6.01	945.91	259.63	0.46
PR-ALIGN-BKF-UPP	13046.9	Baseflow	2.00	5838.12	5838.53	5838.30	5838.55	0.002849	1.00	2.00	4.93	0.28
PR-ALIGN-BKF-UPP	13046.9	Bankfull	25.00	5838.12	5839.39	5838.94	5839.44	0.003595	1.81	13.84	17.96	0.36
PR-ALIGN-BKF-UPP	13046.9	Low	182.70	5838.12	5840.73	5840.08	5840.87	0.004291	3.02	60.54	42.48	0.45
PR-ALIGN-BKF-UPP	13046.9	10-year	2320.00	5838.12	5843.82	5842.81	5844.09	0.003189	5.47	688.37	251.22	0.46
PR-ALIGN-BKF-UPP	13046.9	100 year	3600.00	5838.12	5844.73	5843.35	5845.08	0.003248	6.27	920.22	296.86	0.48
PR-ALIGN-BKF-UPP	12991.83	Baseflow	2.00	5837.98	5838.38	5838.15	5838.39	0.003083	1.01	1.97	5.07	0.29
PR-ALIGN-BKF-UPP	12991.83	Bankfull	25.00	5837.98	5839.13	5838.76	5839.20	0.005299	2.05	12.22	17.59	0.43
PR-ALIGN-BKF-UPP	12991.83	Low	182.70	5837.98	5840.43	5839.90	5840.60	0.005776	3.30	55.34	42.47	0.51
PR-ALIGN-BKF-UPP	12991.83	10-year	2320.00	5837.98	5843.63	5842.62	5843.91	0.003271	5.50	678.42	249.15	0.47
PR-ALIGN-BKF-UPP	12991.83	100 year	3600.00	5837.98	5844.54	5843.20	5844.89	0.003332	6.31	907.14	494.21	0.49
PR-ALIGN-BKF-UPP	12941.57	Baseflow	2.00	5837.86	5838.01	5838.01	5838.09	0.017345	2.18	0.92	6.00	0.98
PR-ALIGN-BKF-UPP	12941.57	Bankfull	25.00	5837.86	5838.55	5838.55	5838.79	0.012321	3.89	6.43	13.58	1.00
PR-ALIGN-BKF-UPP	12941.57	Low	182.70	5837.86	5839.75	5839.75	5840.20	0.009511	5.37	34.00	37.17	0.99
PR-ALIGN-BKF-UPP	12941.57	10-year	2320.00	5837.86	5842.72	5842.72	5843.66	0.004701	9.30	488.01	242.39	0.87
PR-ALIGN-BKF-UPP	12941.57	100 year	3600.00	5837.86	5843.41	5843.41	5844.61	0.005123	10.94	657.79	248.01	0.94
PR-ALIGN-BKF-UPP	12935.2	Baseflow	2.00	5837.54	5837.65	5837.65	5837.72	0.024974	2.11	0.95	8.90	1.14
PR-ALIGN-BKF-UPP	12935.2	Bankfull	25.00	5837.54	5838.15	5838.15	5838.39	0.011118	3.90	6.41	12.90	0.98
PR-ALIGN-BKF-UPP	12935.2	Low	182.70	5837.54	5839.39	5839.39	5839.86	0.009799	5.47	33.37	36.72	1.01
PR-ALIGN-BKF-UPP	12935.2	10-year	2320.00	5837.54	5842.48	5842.48	5843.48	0.004759	9.37	468.13	241.10	0.88
PR-ALIGN-BKF-UPP	12935.2	100 year	3600.00	5837.54	5843.22	5843.22	5844.44	0.004914	10.82	649.19	247.12	0.92
PR-ALIGN-BKF-UPP	12918.35	Baseflow	2.00	5833.31	5833.74		5833.74	0.000213	0.44	4.51	12.23	0.13
PR-ALIGN-BKF-UPP	12918.35	Bankfull	25.00	5833.31	5834.63		5834.66	0.000546	1.34	18.65	19.36	0.24
PR-ALIGN-BKF-UPP	12918.35	Low	182.70	5833.31	5836.03		5836.13	0.001046	2.56	71.46	45.96	0.36
PR-ALIGN-BKF-UPP	12918.35	10-year	2320.00	5833.31	5838.92	5838.77	5840.53	0.005371	10.16	228.27	62.41	0.94
PR-ALIGN-BKF-UPP	12918.35	100 year	3600.00	5833.31	5840.10	5840.10	5842.25	0.005588	11.79	306.21	85.36	0.99
PR-ALIGN-BKF-UPP	12897.41	Baseflow	2.00	5833.29	5833.72		5833.73	0.002560	0.96	2.08	4.97	0.26
PR-ALIGN-BKF-UPP	12897.41	Bankfull	25.00	5833.29	5834.59		5834.64	0.003078	1.71	14.65	18.42	0.34
PR-ALIGN-BKF-UPP	12897.41	Low	182.70	5833.29	5835.97		5836.09	0.003667	2.85	64.00	43.41	0.41
PR-ALIGN-BKF-UPP	12897.41	10-year	2320.00	5833.29	5839.00	5839.00	5840.27	0.010726	9.35	301.99	151.53	0.84
PR-ALIGN-BKF-UPP	12897.41	100 year	3600.00	5833.29	5840.16	5840.16	5841.32	0.007941	9.57	555.56	236.20	0.75
PR-ALIGN-BKF-UPP	12819.81	Baseflow	2.00	5833.09	5833.49		5833.51	0.003206	1.03	1.94	4.99	0.29
PR-ALIGN-BKF-UPP	12819.81	Bankfull	25.00	5833.09	5834.28		5834.34	0.004741	1.98	12.64	17.59	0.41
PR-ALIGN-BKF-UPP	12819.81	Low	182.70	5833.09	5835.58		5835.75	0.005412	3.25	56.28	42.16	0.50
PR-ALIGN-BKF-UPP	12819.81	10-year	2320.00	5833.09	5838.66	5838.12	5839.11	0.004975	6.69	564.83	239.51	0.58
PR-ALIGN-BKF-UPP	12819.81	100 year	3600.00	5833.09	5839.58		5840.09	0.004670	7.39	787.55	247.03	0.58
PR-ALIGN-BKF-UPP	12754.93	Baseflow	2.00	5832.93	5833.11	5833.08	5833.16	0.009991	1.83	1.09	6.11	0.76
PR-ALIGN-BKF-UPP	12754.93	Bankfull	25.00	5832.93	5833.62	5833.62	5833.85	0.012417	3.91	6.39	13.48	1.00
PR-ALIGN-BKF-UPP	12754.93	Low	182.70	5832.93	5834.84	5834.83	5835.27	0.009089	5.30	34.49	37.26	0.97
PR-ALIGN-BKF-UPP	12754.93	10-year	2320.00	5832.93	5837.79	5837.79	5838.75	0.004768	9.37	482.81	241.24	0.88
PR-ALIGN-BKF-UPP	12754.93	100 year	3600.00	5832.93	5838.49	5838.49	5839.70	0.005132	10.97	654.53	246.86	0.94
PR-ALIGN-BKF-UPP	12750.07	Baseflow	2.00	5832.92	5833.05	5833.05	5833.10	0.017231	1.87	1.07	9.04	0.96
PR-ALIGN-BKF-UPP	12750.07	Bankfull	25.00	5832.92	5833.53	5833.53	5833.77	0.011381	3.93	6.36	12.89	0.99
PR-ALIGN-BKF-UPP	12750.07	Low	182.70	5832.92	5834.78	5834.78	5835.23	0.009471	5.41	33.77	36.89	1.00
PR-ALIGN-BKF-UPP	12750.07	10-year	2320.00	5832.92	5837.76	5837.76	5838.70	0.004692	9.35	485.80	241.53	0.88
PR-ALIGN-BKF-UPP	12750.07	100 year	3600.00	5832.92	5838.42	5838.42	5839.66	0.005244	11.09	649.03	246.86	0.95
PR-ALIGN-BKF-UPP	12732.52	Baseflow	2.00	5828.55	5828.83		5828.84	0.001054	0.77	2.60	10.28	0.27
PR-ALIGN-BKF-UPP	12732.52	Bankfull	25.00	5828.55	5829.76		5829.80	0.000901	1.62	15.47	17.66	0.30
PR-ALIGN-BKF-UPP	12732.52	Low	182.70	5828.55	5831.26		5831.37	0.001150	2.66	68.69	44.67	0.38
PR-ALIGN-BKF-UPP	12732.52	10-year	2320.00	5828.55	5834.05	5834.05	5835.80	0.006113	10.61	218.73	61.89	0.99
PR-ALIGN-BKF-UPP	12732.52	100 year	3600.00	5828.55	5835.84	5835.84	5837.51	0.003835	10.45	412.60	229.92	0.83
PR-ALIGN-BKF-UPP	12711.43	Baseflow	2.00	5828.37	5828.80		5828.81	0.002567	0.96	2.08	4.97	0.26
PR-ALIGN-BKF-UPP	12711.43	Bankfull	25.00	5828.37	5829.73		5829.77	0.002530	1.59	15.68	18.85	0.31
PR-ALIGN-BKF-UPP	12711.43	Low	182.70	5828.37	5831.24		5831.34	0.002546	2.52	72.42	44.97	0.35

Reach	River Sta	Profile	Q Total	Min Ch El	W.S. Elev	Crit W.S.	E.G. Elev	E.G. Slope	Vel Chnl	Flow Area	Top Width	Froude # Chl
			(cfs)	(ft)	(ft)	(ft)	(ft)	(ft/ft)	(ft/s)	(sq ft)	(ft)	
PR-ALIGN-BKF-UPP	12711.43	10-year	2320.00	5828.37	5833.94	5833.94	5835.37	0.014715	9.64	251.09	101.94	0.95
PR-ALIGN-BKF-UPP	12711.43	100 year	3600.00	5828.37	5835.36	5835.36	5836.59	0.008558	9.38	504.44	230.47	0.77
PR-ALIGN-BKF-UPP	12651.46	Baseflow	2.00	5828.22	5828.65		5828.66	0.002487	0.95	2.10	5.01	0.26
PR-ALIGN-BKF-UPP	12651.46	Bankfull	25.00	5828.22	5829.58		5829.62	0.002521	1.59	15.72	18.93	0.31
PR-ALIGN-BKF-UPP	12651.46	Low	182.70	5828.22	5831.08		5831.18	0.002534	2.52	72.59	45.09	0.35
PR-ALIGN-BKF-UPP	12651.46	10-year	2320.00	5828.22	5834.04		5834.55	0.004916	6.92	542.44	233.47	0.58
PR-ALIGN-BKF-UPP	12651.46	100 year	3600.00	5828.22	5835.00		5835.56	0.004567	7.59	769.19	241.12	0.57
PR-ALIGN-BKF-UPP	12603.6	Baseflow	2.00	5828.10	5828.52		5828.54	0.002680	0.98	2.04	4.91	0.27
PR-ALIGN-BKF-UPP	12603.6	Bankfull	25.00	5828.10	5829.45		5829.49	0.002617	1.62	15.47	18.70	0.31
PR-ALIGN-BKF-UPP	12603.6	Low	182.70	5828.10	5830.96		5831.06	0.002577	2.53	72.23	45.10	0.35
PR-ALIGN-BKF-UPP	12603.6	10-year	2320.00	5828.10	5833.95		5834.31	0.003730	6.04	624.50	241.32	0.50
PR-ALIGN-BKF-UPP	12603.6	100 year	3600.00	5828.10	5834.90		5835.33	0.003600	6.76	859.36	248.97	0.51
PR-ALIGN-BKF-UPP	12527.21	Baseflow	2.00	5827.90	5828.32		5828.34	0.002559	0.96	2.08	4.99	0.26
PR-ALIGN-BKF-UPP	12527.21	Bankfull	25.00	5827.90	5829.26		5829.30	0.002508	1.59	15.74	18.91	0.31
PR-ALIGN-BKF-UPP	12527.21	Low	182.70	5827.90	5830.77		5830.87	0.002540	2.52	72.42	44.88	0.35
PR-ALIGN-BKF-UPP	12527.21	10-year	2320.00	5827.90	5833.80		5834.03	0.002605	5.10	734.28	251.04	0.42
PR-ALIGN-BKF-UPP	12527.21	100 year	3600.00	5827.90	5834.75		5835.05	0.002676	5.87	977.84	258.74	0.44
PR-ALIGN-BKF-UPP	12447.59	Baseflow	2.00	5827.70	5828.13		5828.14	0.002440	0.95	2.11	5.01	0.26
PR-ALIGN-BKF-UPP	12447.59	Bankfull	25.00	5827.70	5829.06		5829.10	0.002469	1.58	15.84	19.02	0.30
PR-ALIGN-BKF-UPP	12447.59	Low	182.70	5827.70	5830.57		5830.66	0.002502	2.50	73.13	45.52	0.35
PR-ALIGN-BKF-UPP	12447.59	10-year	2320.00	5827.70	5833.60		5833.83	0.002557	5.03	739.68	252.39	0.42
PR-ALIGN-BKF-UPP	12447.59	100 year	3600.00	5827.70	5834.54		5834.84	0.002641	5.80	982.86	260.00	0.44
PR-ALIGN-BKF-UPP	12401.73	Baseflow	2.00	5827.59	5828.02		5828.03	0.002534	0.96	2.09	4.98	0.26
PR-ALIGN-BKF-UPP	12401.73	Bankfull	25.00	5827.59	5828.95		5828.99	0.002531	1.59	15.68	18.86	0.31
PR-ALIGN-BKF-UPP	12401.73	Low	182.70	5827.59	5830.45		5830.55	0.002586	2.54	72.05	44.92	0.35
PR-ALIGN-BKF-UPP	12401.73	10-year	2320.00	5827.59	5833.47		5833.71	0.002605	5.09	736.02	252.13	0.42
PR-ALIGN-BKF-UPP	12401.73	100 year	3600.00	5827.59	5834.42		5834.72	0.002693	5.87	977.80	259.70	0.44
PR-ALIGN-BKF-UPP	12346.61	Baseflow	2.00	5827.45	5827.88		5827.89	0.002530	0.96	2.09	4.98	0.26
PR-ALIGN-BKF-UPP	12346.61	Bankfull	25.00	5827.45	5828.81		5828.85	0.002543	1.60	15.66	18.87	0.31
PR-ALIGN-BKF-UPP	12346.61	Low	182.70	5827.45	5830.30		5830.40	0.002603	2.54	71.90	44.92	0.35
PR-ALIGN-BKF-UPP	12346.61	10-year	2320.00	5827.45	5833.32		5833.56	0.002692	5.16	724.02	249.23	0.43
PR-ALIGN-BKF-UPP	12346.61	100 year	3600.00	5827.45	5834.26		5834.57	0.002796	5.96	960.81	256.72	0.45
PR-ALIGN-BKF-UPP	12285.73	Baseflow	2.00	5827.30	5827.73		5827.74	0.002537	0.96	2.09	4.99	0.26
PR-ALIGN-BKF-UPP	12285.73	Bankfull	25.00	5827.30	5828.65		5828.69	0.002516	1.59	15.73	18.95	0.31
PR-ALIGN-BKF-UPP	12285.73	Low	182.70	5827.30	5830.14		5830.25	0.002611	2.54	71.85	44.96	0.35
PR-ALIGN-BKF-UPP	12285.73	10-year	2320.00	5827.30	5833.16		5833.40	0.002672	5.14	727.67	250.59	0.43
PR-ALIGN-BKF-UPP	12285.73	100 year	3600.00	5827.30	5834.09		5834.40	0.002788	5.94	963.97	258.02	0.45
PR-ALIGN-BKF-UPP	12238.39	Baseflow	2.00	5827.18	5827.60		5827.62	0.002595	0.97	2.07	4.98	0.26
PR-ALIGN-BKF-UPP	12238.39	Bankfull	25.00	5827.18	5828.53		5828.57	0.002571	1.60	15.61	18.88	0.31
PR-ALIGN-BKF-UPP	12238.39	Low	182.70	5827.18	5830.02		5830.12	0.002659	2.56	71.37	44.81	0.36
PR-ALIGN-BKF-UPP	12238.39	10-year	2320.00	5827.18	5833.03		5833.27	0.002715	5.16	722.18	249.01	0.43
PR-ALIGN-BKF-UPP	12238.39	100 year	3600.00	5827.18	5833.95		5834.27	0.002849	5.99	954.89	256.38	0.45
PR-ALIGN-BKF-UPP	12180.01	Baseflow	2.00	5827.03	5827.45		5827.47	0.002550	0.96	2.08	5.00	0.26
PR-ALIGN-BKF-UPP	12180.01	Bankfull	25.00	5827.03	5828.38		5828.42	0.002544	1.60	15.67	18.93	0.31
PR-ALIGN-BKF-UPP	12180.01	Low	182.70	5827.03	5829.86		5829.96	0.002690	2.57	71.17	44.88	0.36
PR-ALIGN-BKF-UPP	12180.01	10-year	2320.00	5827.03	5832.86		5833.11	0.002803	5.23	713.49	248.63	0.44
PR-ALIGN-BKF-UPP	12180.01	100 year	3600.00	5827.03	5833.77		5834.10	0.002946	6.07	943.33	255.91	0.46
PR-ALIGN-BKF-UPP	12122.2	Baseflow	2.00	5826.88	5827.31		5827.32	0.002561	0.96	2.07	4.94	0.26
PR-ALIGN-BKF-UPP	12122.2	Bankfull	25.00	5826.88	5828.23		5828.27	0.002592	1.61	15.55	18.82	0.31
PR-ALIGN-BKF-UPP	12122.2	Low	182.70	5826.88	5829.70		5829.81	0.002779	2.59	70.42	44.81	0.36
PR-ALIGN-BKF-UPP	12122.2	10-year	2320.00	5826.88	5832.70		5832.95	0.002814	5.23	714.98	250.25	0.44
PR-ALIGN-BKF-UPP	12122.2	100 year	3600.00	5826.88	5833.60		5833.93	0.002970	6.07	943.80	257.46	0.46
PR-ALIGN-BKF-UPP	12038.16	Baseflow	2.00	5826.67	5827.10		5827.11	0.002467	0.95	2.11	5.02	0.26
PR-ALIGN-BKF-UPP	12038.16	Bankfull	25.00	5826.67	5828.02		5828.06	0.002565	1.60	15.64	18.93	0.31
PR-ALIGN-BKF-UPP	12038.16	Low	182.70	5826.67	5829.46		5829.57	0.002904	2.63	69.45	44.73	0.37
PR-ALIGN-BKF-UPP	12038.16	10-year	2320.00	5826.67	5832.44		5832.71	0.002961	5.33	700.04	248.19	0.45
PR-ALIGN-BKF-UPP	12038.16	100 year	3600.00	5826.67	5833.33		5833.67	0.003151	6.20	922.03	255.26	0.48
PR-ALIGN-BKF-UPP	11968.56	Baseflow	2.00	5826.50	5826.93		5826.94	0.002568	0.97	2.07	4.94	0.26
PR-ALIGN-BKF-UPP	11968.56	Bankfull	25.00	5826.50	5827.83		5827.87	0.002846	1.66	15.04	18.54	0.33
PR-ALIGN-BKF-UPP	11968.56	Low	182.70	5826.50	5829.24		5829.35	0.003270	2.74	66.69	44.17	0.39
PR-ALIGN-BKF-UPP	11968.56	10-year	2320.00	5826.50	5832.23		5832.50	0.003051	5.37	696.91	250.61	0.45
PR-ALIGN-BKF-UPP	11968.56	100 year	3600.00	5826.50	5833.10		5833.45	0.003252	6.26	917.25	257.56	0.48
PR-ALIGN-BKF-UPP	11911.96	Baseflow	2.00	5826.35	5826.78		5826.80	0.002605	0.97	2.07	4.96	0.26
PR-ALIGN-BKF-UPP	11911.96	Bankfull	25.00	5826.35	5827.66		5827.70	0.003076	1.70	14.68	18.51	0.34
PR-ALIGN-BKF-UPP	11911.96	Low	182.70	5826.35	5829.03		5829.16	0.003589	2.82	64.81	44.12	0.41
PR-ALIGN-BKF-UPP	11911.96	10-year	2320.00	5826.35	5832.05		5832.32	0.003137	5.42	688.14	248.69	0.46

Reach	River Sta	Profile	Q Total	Min Ch El	W.S. Elev	Crit W.S.	E.G. Elev	E.G. Slope	Vel Chnl	Flow Area	Top Width	Froude # Chl
			(cfs)	(ft)	(ft)	(ft)	(ft)	(ft/ft)	(ft/s)	(sq ft)	(ft)	
PR-ALIGN-BKF-UPP	11911.96	100 year	3600.00	5826.35	5832.90		5833.26	0.003382	6.34	902.31	255.48	0.49
PR-ALIGN-BKF-UPP	11830.09	Baseflow	2.00	5826.15	5826.54	5826.32	5826.56	0.003254	1.04	1.93	4.98	0.29
PR-ALIGN-BKF-UPP	11830.09	Bankfull	25.00	5826.15	5827.32	5826.97	5827.39	0.005040	2.02	12.36	17.43	0.42
PR-ALIGN-BKF-UPP	11830.09	Low	182.70	5826.15	5828.62	5828.08	5828.79	0.005715	3.31	55.19	41.82	0.51
PR-ALIGN-BKF-UPP	11830.09	10-year	2320.00	5826.15	5831.79	5830.83	5832.06	0.003286	5.49	702.56	284.39	0.47
PR-ALIGN-BKF-UPP	11830.09	100 year	3600.00	5826.15	5832.63	5831.39	5832.97	0.003463	6.36	939.21	437.78	0.50
PR-ALIGN-BKF-UPP	11773.42	Baseflow	2.00	5826.01	5826.18	5826.16	5826.24	0.011354	1.91	1.05	6.07	0.81
PR-ALIGN-BKF-UPP	11773.42	Bankfull	25.00	5826.01	5826.69	5826.69	5826.93	0.013014	3.97	6.30	13.46	1.02
PR-ALIGN-BKF-UPP	11773.42	Low	182.70	5826.01	5827.91	5827.90	5828.35	0.009364	5.35	34.16	37.19	0.98
PR-ALIGN-BKF-UPP	11773.42	10-year	2320.00	5826.01	5830.86	5830.86	5831.78	0.004692	9.25	512.21	278.37	0.87
PR-ALIGN-BKF-UPP	11773.42	100 year	3600.00	5826.01	5831.54	5831.54	5832.67	0.004990	10.74	706.36	434.37	0.92
PR-ALIGN-BKF-UPP	11768.42	Baseflow	2.00	5825.99	5826.12	5826.12	5826.17	0.017629	1.89	1.06	9.00	0.97
PR-ALIGN-BKF-UPP	11768.42	Bankfull	25.00	5825.99	5826.61	5826.61	5826.84	0.011019	3.89	6.43	12.92	0.97
PR-ALIGN-BKF-UPP	11768.42	Low	182.70	5825.99	5827.85	5827.85	5828.31	0.009410	5.40	33.84	36.90	0.99
PR-ALIGN-BKF-UPP	11768.42	10-year	2320.00	5825.99	5830.82	5830.82	5831.72	0.004586	9.17	517.99	291.71	0.86
PR-ALIGN-BKF-UPP	11768.42	100 year	3600.00	5825.99	5831.48	5831.48	5832.61	0.005000	10.75	706.94	440.93	0.93
PR-ALIGN-BKF-UPP	11752.42	Baseflow	2.00	5821.49	5822.99	5821.54	5822.99	0.000000	0.04	55.30	39.02	0.01
PR-ALIGN-BKF-UPP	11752.42	Bankfull	25.00	5821.49	5823.84	5821.74	5823.84	0.000008	0.28	90.17	42.50	0.03
PR-ALIGN-BKF-UPP	11752.42	Low	182.70	5821.49	5825.40	5822.42	5825.42	0.000079	1.13	161.34	48.87	0.11
PR-ALIGN-BKF-UPP	11752.42	10-year	2320.00	5821.49	5828.56	5826.35	5829.25	0.001392	6.70	383.95	171.34	0.50
PR-ALIGN-BKF-UPP	11752.42	100 year	3600.00	5821.49	5828.98	5827.73	5830.35	0.002539	9.50	466.78	215.34	0.69
PR-ALIGN-BKF-UPP	11733.42	Baseflow	2.00	5822.44	5822.98	5822.62	5822.98	0.002595	0.69	2.89	12.29	0.25
PR-ALIGN-BKF-UPP	11733.42	Bankfull	25.00	5822.44	5823.80	5823.26	5823.84	0.002530	1.59	15.68	18.86	0.31
PR-ALIGN-BKF-UPP	11733.42	Low	182.70	5822.44	5825.31	5824.38	5825.41	0.002544	2.52	72.41	44.94	0.35
PR-ALIGN-BKF-UPP	11733.42	10-year	2320.00	5822.44	5827.98	5827.98	5829.15	0.010591	9.13	326.91	166.22	0.83
PR-ALIGN-BKF-UPP	11733.42	100 year	3600.00	5822.44	5829.05	5829.05	5830.21	0.008505	9.66	567.03	257.57	0.77
PR-ALIGN-BKF-UPP	11690.1	Baseflow	2.00	5822.33	5822.87	5822.51	5822.88	0.002374	0.67	2.98	12.34	0.24
PR-ALIGN-BKF-UPP	11690.1	Bankfull	25.00	5822.33	5823.69	5823.15	5823.73	0.002535	1.60	15.66	18.82	0.31
PR-ALIGN-BKF-UPP	11690.1	Low	182.70	5822.33	5825.20	5824.27	5825.30	0.002551	2.53	72.32	44.88	0.35
PR-ALIGN-BKF-UPP	11690.1	10-year	2320.00	5822.33	5827.55	5827.49	5828.33	0.008883	8.43	454.37	249.85	0.76
PR-ALIGN-BKF-UPP	11690.1	100 year	3600.00	5822.33	5828.23	5828.14	5829.17	0.009413	9.68	634.10	277.07	0.80
PR-ALIGN-BKF-UPP	11619.5	Baseflow	2.00	5822.15	5822.70	5822.34	5822.70	0.002396	0.67	2.98	12.46	0.24
PR-ALIGN-BKF-UPP	11619.5	Bankfull	25.00	5822.15	5823.51	5822.97	5823.55	0.002504	1.59	15.77	19.00	0.31
PR-ALIGN-BKF-UPP	11619.5	Low	182.70	5822.15	5825.02	5824.09	5825.12	0.002507	2.50	73.17	45.67	0.35
PR-ALIGN-BKF-UPP	11619.5	10-year	2320.00	5822.15	5827.56	5826.71	5827.81	0.003312	5.32	751.47	318.97	0.47
PR-ALIGN-BKF-UPP	11619.5	100 year	3600.00	5822.15	5828.27	5827.20	5828.59	0.003701	6.25	979.98	346.88	0.51
PR-ALIGN-BKF-UPP	11546.13	Baseflow	2.00	5821.97	5822.51	5822.15	5822.51	0.002603	0.69	2.89	12.30	0.25
PR-ALIGN-BKF-UPP	11546.13	Bankfull	25.00	5821.97	5823.33	5822.79	5823.37	0.002543	1.60	15.64	18.82	0.31
PR-ALIGN-BKF-UPP	11546.13	Low	182.70	5821.97	5824.83	5823.92	5824.93	0.002568	2.53	72.15	44.85	0.35
PR-ALIGN-BKF-UPP	11546.13	10-year	2320.00	5821.97	5827.35	5826.45	5827.56	0.003089	5.10	789.84	335.46	0.45
PR-ALIGN-BKF-UPP	11546.13	100 year	3600.00	5821.97	5828.02	5826.92	5828.31	0.003514	6.04	1020.26	444.70	0.49
PR-ALIGN-BKF-UPP	11508.51	Baseflow	2.00	5821.87	5822.41	5822.05	5822.42	0.002660	0.69	2.88	12.37	0.25
PR-ALIGN-BKF-UPP	11508.51	Bankfull	25.00	5821.87	5823.23	5822.69	5823.27	0.002509	1.59	15.76	18.98	0.31
PR-ALIGN-BKF-UPP	11508.51	Low	182.70	5821.87	5824.74	5823.82	5824.84	0.002533	2.51	72.68	45.22	0.35
PR-ALIGN-BKF-UPP	11508.51	10-year	2320.00	5821.87	5827.25	5826.32	5827.45	0.002972	5.01	804.16	338.85	0.44
PR-ALIGN-BKF-UPP	11508.51	100 year	3600.00	5821.87	5827.90	5826.79	5828.19	0.003454	5.98	1030.95	480.34	0.49
PR-ALIGN-BKF-UPP	11475.7	Baseflow	2.00	5821.79	5822.33	5821.96	5822.34	0.002263	0.66	3.02	12.40	0.24
PR-ALIGN-BKF-UPP	11475.7	Bankfull	25.00	5821.79	5823.15	5822.60	5823.19	0.002431	1.58	15.83	18.74	0.30
PR-ALIGN-BKF-UPP	11475.7	Low	182.70	5821.79	5824.65	5823.72	5824.75	0.002570	2.51	72.70	45.77	0.35
PR-ALIGN-BKF-UPP	11475.7	10-year	2320.00	5821.79	5827.17	5826.20	5827.36	0.002751	4.81	841.10	354.47	0.42
PR-ALIGN-BKF-UPP	11475.7	100 year	3600.00	5821.79	5827.82	5826.64	5828.08	0.003232	5.76	1074.31	523.41	0.47
PR-ALIGN-BKF-UPP	11417.99	Baseflow	2.00	5821.65	5822.19	5821.83	5822.20	0.002548	0.69	2.91	12.30	0.25
PR-ALIGN-BKF-UPP	11417.99	Bankfull	25.00	5821.65	5823.01	5822.47	5823.05	0.002530	1.60	15.67	18.82	0.31
PR-ALIGN-BKF-UPP	11417.99	Low	182.70	5821.65	5824.50	5823.59	5824.60	0.002596	2.53	72.10	45.15	0.35
PR-ALIGN-BKF-UPP	11417.99	10-year	2320.00	5821.65	5826.98	5826.10	5827.19	0.003050	5.04	811.59	354.54	0.45
PR-ALIGN-BKF-UPP	11417.99	100 year	3600.00	5821.65	5827.58	5826.56	5827.88	0.003694	6.10	1028.02	546.51	0.50
PR-ALIGN-BKF-UPP	11342.93	Baseflow	2.00	5821.46	5822.00	5821.64	5822.01	0.002552	0.69	2.91	12.34	0.25
PR-ALIGN-BKF-UPP	11342.93	Bankfull	25.00	5821.46	5822.82	5822.27	5822.86	0.002512	1.59	15.75	19.00	0.31
PR-ALIGN-BKF-UPP	11342.93	Low	182.70	5821.46	5824.31	5823.40	5824.41	0.002586	2.52	72.53	45.73	0.35
PR-ALIGN-BKF-UPP	11342.93	10-year	2320.00	5821.46	5826.74	5825.87	5826.95	0.003170	5.09	791.42	396.53	0.45
PR-ALIGN-BKF-UPP	11342.93	100 year	3600.00	5821.46	5827.19	5826.32	5827.55	0.004755	6.70	955.80	553.57	0.57
PR-ALIGN-BKF-UPP	11291.75	Baseflow	2.00	5821.33	5821.88	5821.50	5821.88	0.002539	0.68	2.92	12.39	0.25
PR-ALIGN-BKF-UPP	11291.75	Bankfull	25.00	5821.33	5822.69	5822.15	5822.73	0.002541	1.59	15.73	19.09	0.31
PR-ALIGN-BKF-UPP	11291.75	Low	182.70	5821.33	5824.17	5823.25	5824.27	0.002672	2.56	71.40	45.04	0.36
PR-ALIGN-BKF-UPP	11291.75	10-year	2320.00	5821.33	5826.55	5825.76	5826.79	0.003648	5.41	811.24	751.58	0.49
PR-ALIGN-BKF-UPP	11291.75	100 year	3600.00	5821.33	5827.03	5826.17	5827.31	0.004167	6.25	1235.76	1189.02	0.53

Reach	River Sta	Profile	Q Total (cfs)	Min Ch El (ft)	W.S. Elev (ft)	Crit W.S. (ft)	E.G. Elev (ft)	E.G. Slope (ft/ft)	Vel Chnl (ft/s)	Flow Area (sq ft)	Top Width (ft)	Froude # Chl
PR-ALIGN-BKF-UPP	11224.61	Baseflow	2.00	5821.16	5821.70	5821.34	5821.71	0.002623	0.69	2.89	12.31	0.25
PR-ALIGN-BKF-UPP	11224.61	Bankfull	25.00	5821.16	5822.52	5821.97	5822.56	0.002555	1.60	15.67	18.98	0.31
PR-ALIGN-BKF-UPP	11224.61	Low	182.70	5821.16	5823.99	5823.10	5824.09	0.002723	2.58	70.74	44.61	0.36
PR-ALIGN-BKF-UPP	11224.61	10-year	2320.00	5821.16	5826.09	5825.61	5826.46	0.005958	6.56	669.78	835.18	0.61
PR-ALIGN-BKF-UPP	11224.61	100 year	3600.00	5821.16	5826.45	5826.19	5826.92	0.007605	7.90	1011.94	1234.67	0.70
PR-ALIGN-BKF-UPP	11149.36	Baseflow	2.00	5820.97	5821.51	5821.14	5821.52	0.002544	0.69	2.91	12.26	0.25
PR-ALIGN-BKF-UPP	11149.36	Bankfull	25.00	5820.97	5822.33	5821.78	5822.37	0.002577	1.61	15.56	18.74	0.31
PR-ALIGN-BKF-UPP	11149.36	Low	182.70	5820.97	5823.78	5822.91	5823.88	0.002856	2.62	69.72	44.59	0.37
PR-ALIGN-BKF-UPP	11149.36	10-year	2320.00	5820.97	5825.44	5825.44	5825.90	0.009265	7.46	701.61	1101.91	0.75
PR-ALIGN-BKF-UPP	11149.36	100 year	3600.00	5820.97	5825.84	5825.84	5826.29	0.009129	8.03	1055.58	1290.82	0.76
PR-ALIGN-BKF-UPP	11117.01	Baseflow	2.00	5820.89	5821.43	5821.06	5821.44	0.002398	0.67	2.98	12.44	0.24
PR-ALIGN-BKF-UPP	11117.01	Bankfull	25.00	5820.89	5822.24	5821.69	5822.28	0.002518	1.59	15.75	19.00	0.31
PR-ALIGN-BKF-UPP	11117.01	Low	182.70	5820.89	5823.68	5822.82	5823.79	0.002875	2.62	69.66	44.72	0.37
PR-ALIGN-BKF-UPP	11117.01	10-year	2320.00	5820.89	5825.28	5825.24	5825.58	0.007141	6.45	877.20	1299.16	0.65
PR-ALIGN-BKF-UPP	11117.01	100 year	3600.00	5820.89	5825.59	5825.49	5825.93	0.008036	7.30	1171.93	1414.44	0.70
PR-ALIGN-BKF-UPP	11084.55	Baseflow	2.00	5820.81	5821.35	5820.99	5821.36	0.002643	0.70	2.87	12.21	0.25
PR-ALIGN-BKF-UPP	11084.55	Bankfull	25.00	5820.81	5822.16	5821.63	5822.20	0.002676	1.62	15.39	18.77	0.32
PR-ALIGN-BKF-UPP	11084.55	Low	182.70	5820.81	5823.58	5822.74	5823.69	0.003042	2.67	68.36	44.51	0.38
PR-ALIGN-BKF-UPP	11084.55	10-year	2320.00	5820.81	5825.08	5825.00	5825.35	0.007138	6.27	918.07	1487.42	0.65
PR-ALIGN-BKF-UPP	11084.55	100 year	3600.00	5820.81	5825.29	5825.26	5825.65	0.009926	7.73	1121.38	1517.50	0.77
PR-ALIGN-BKF-UPP	11049.31	Baseflow	2.00	5820.72	5821.26	5820.90	5821.27	0.002462	0.68	2.95	12.45	0.24
PR-ALIGN-BKF-UPP	11049.31	Bankfull	25.00	5820.72	5822.07	5821.52	5822.11	0.002576	1.60	15.63	18.97	0.31
PR-ALIGN-BKF-UPP	11049.31	Low	182.70	5820.72	5823.47	5822.66	5823.58	0.003090	2.69	68.02	44.49	0.38
PR-ALIGN-BKF-UPP	11049.31	10-year	2320.00	5820.72	5824.91	5824.79	5825.12	0.006156	5.72	1009.89	1532.86	0.60
PR-ALIGN-BKF-UPP	11049.31	100 year	3600.00	5820.72	5825.24	5825.01	5825.38	0.004575	5.31	1752.18	1558.36	0.53
PR-ALIGN-BKF-UPP	11009.02	Baseflow	2.00	5820.62	5821.16	5820.80	5821.17	0.002520	0.68	2.92	12.32	0.25
PR-ALIGN-BKF-UPP	11009.02	Bankfull	25.00	5820.62	5821.96	5821.44	5822.00	0.002684	1.63	15.35	18.70	0.32
PR-ALIGN-BKF-UPP	11009.02	Low	182.70	5820.62	5823.33	5822.56	5823.45	0.003394	2.77	65.88	44.06	0.40
PR-ALIGN-BKF-UPP	11009.02	10-year	2320.00	5820.62	5824.54	5824.51	5824.79	0.008785	6.38	929.32	1519.49	0.70
PR-ALIGN-BKF-UPP	11009.02	100 year	3600.00	5820.62	5824.81	5824.72	5825.08	0.009367	7.04	1234.52	1561.49	0.74
PR-ALIGN-BKF-UPP	10964.36	Baseflow	2.00	5820.51	5821.05	5820.69	5821.06	0.002433	0.68	2.95	12.33	0.24
PR-ALIGN-BKF-UPP	10964.36	Bankfull	25.00	5820.51	5821.83	5821.33	5821.88	0.002835	1.66	15.08	18.62	0.32
PR-ALIGN-BKF-UPP	10964.36	Low	182.70	5820.51	5823.29	5822.48	5823.33	0.001548	1.91	192.58	487.25	0.27
PR-ALIGN-BKF-UPP	10964.36	10-year	2320.00	5820.51	5824.03	5824.03	5824.26	0.011919	6.47	972.65	1553.70	0.79
PR-ALIGN-BKF-UPP	10964.36	100 year	3600.00	5820.51	5824.19	5824.19	5824.48	0.014727	7.57	1225.83	1560.41	0.89
PR-ALIGN-BKF-UPP	10914.13	Baseflow	2.00	5820.38	5820.92	5820.56	5820.92	0.002623	0.69	2.89	163.87	0.25
PR-ALIGN-BKF-UPP	10914.13	Bankfull	25.00	5820.38	5821.69	5821.18	5821.73	0.002988	1.68	14.84	465.45	0.33
PR-ALIGN-BKF-UPP	10914.13	Low	182.70	5820.38	5823.09	5822.31	5823.21	0.003375	2.77	65.99	760.98	0.40
PR-ALIGN-BKF-UPP	10914.13	10-year	2320.00	5820.38	5823.62	5823.62	5823.65	0.001496	2.15	1614.06	1141.11	0.28
PR-ALIGN-BKF-UPP	10914.13	100 year	3600.00	5820.38	5823.70	5823.62	5823.78	0.004292	3.74	1721.31	1367.93	0.47
PR-ALIGN-BKF-UPP	10855.69	Baseflow	2.00	5820.23	5820.74	5820.41	5820.75	0.003619	0.77	2.61	400.90	0.29
PR-ALIGN-BKF-UPP	10855.69	Bankfull	25.00	5820.23	5821.49	5821.03	5821.54	0.003607	1.80	13.88	499.02	0.36
PR-ALIGN-BKF-UPP	10855.69	Low	182.70	5820.23	5822.86	5822.14	5822.99	0.004042	2.95	62.02	670.96	0.43
PR-ALIGN-BKF-UPP	10855.69	10-year	2320.00	5820.23	5823.57	5823.53	5823.59	0.000611	1.42	2275.32	1239.40	0.18
PR-ALIGN-BKF-UPP	10855.69	100 year	3600.00	5820.23	5823.62	5823.53	5823.66	0.001363	2.16	2335.26	1240.46	0.27
PR-ALIGN-BKF-UPP	10795.68	Baseflow	2.00	5820.08	5820.33	5820.26	5820.37	0.013508	1.62	1.24	351.88	0.57
PR-ALIGN-BKF-UPP	10795.68	Bankfull	25.00	5820.08	5821.11	5820.87	5821.21	0.009100	2.47	10.12	415.58	0.55
PR-ALIGN-BKF-UPP	10795.68	Low	182.70	5820.08	5822.52	5822.00	5822.69	0.006084	3.38	54.13	524.98	0.52
PR-ALIGN-BKF-UPP	10795.68	10-year	2320.00	5820.08	5823.54	5823.54	5823.55	0.000471	1.30	2290.82	1064.45	0.16
PR-ALIGN-BKF-UPP	10795.68	100 year	3600.00	5820.08	5823.54	5823.54	5823.58	0.001133	2.01	2290.82	1064.45	0.24
PR-ALIGN-BKF-UPP	10753.81	Baseflow	2.00	5819.98	5820.36	5817.03	5820.36	0.000000	0.00	573.94	333.28	0.00
PR-ALIGN-BKF-UPP	10753.81	Bankfull	25.00	5819.98	5821.18	5817.23	5821.18	0.000000	0.02	770.61	373.04	0.00
PR-ALIGN-BKF-UPP	10753.81	Low	182.70	5819.98	5822.64	5817.70	5822.64	0.000006	0.11	1175.32	468.23	0.02
PR-ALIGN-BKF-UPP	10753.81	10-year	2320.00	5819.98	5823.06	5819.19	5823.11	0.000654	1.36	1302.19	584.03	0.18
PR-ALIGN-BKF-UPP	10753.81	100 year	3600.00	5819.98	5823.10	5819.76	5823.22	0.001524	2.10	1318.78	665.05	0.28
PR-ALIGN-BKF-UPP	10688.55	Baseflow	2.00	5819.81	5820.35	5819.98	5820.36	0.002420	0.67	2.97	325.09	0.24
PR-ALIGN-BKF-UPP	10688.55	Bankfull	25.00	5819.81	5821.13	5820.62	5821.17	0.002839	1.66	15.08	356.39	0.33
PR-ALIGN-BKF-UPP	10688.55	Low	182.70	5819.81	5822.50	5821.73	5822.62	0.003540	2.82	64.84	441.65	0.41
PR-ALIGN-BKF-UPP	10688.55	10-year	2320.00	5819.81	5823.04	5823.04	5823.06	0.000774	1.54	1844.13	931.44	0.20
PR-ALIGN-BKF-UPP	10688.55	100 year	3600.00	5819.81	5823.06	5823.04	5823.11	0.001815	2.37	1861.41	931.87	0.30
PR-ALIGN-BKF-UPP	10646.72	Baseflow	2.00	5819.71	5820.24	5819.88	5820.25	0.002846	0.71	2.81	316.39	0.26
PR-ALIGN-BKF-UPP	10646.72	Bankfull	25.00	5819.71	5821.00	5820.51	5821.05	0.003162	1.72	14.53	347.14	0.34
PR-ALIGN-BKF-UPP	10646.72	Low	182.70	5819.71	5822.33	5821.65	5822.46	0.004094	2.96	61.73	424.89	0.44
PR-ALIGN-BKF-UPP	10646.72	10-year	2320.00	5819.71	5822.92	5822.92	5822.94	0.000815	1.57	1790.24	913.50	0.20
PR-ALIGN-BKF-UPP	10646.72	100 year	3600.00	5819.71	5822.99	5822.92	5823.05	0.001786	2.38	1852.32	915.80	0.30

Reach	River Sta	Profile	Q Total	Min Ch El	W.S. Elev	Crit W.S.	E.G. Elev	E.G. Slope	Vel Chnl	Flow Area	Top Width	Froude # Chl
			(cfs)	(ft)	(ft)	(ft)	(ft)	(ft/ft)	(ft/s)	(sq ft)	(ft)	
PR-ALIGN-BKF-UPP	10587.5	Baseflow	2.00	5819.56	5819.74	5819.74	5819.82	0.042718	2.32	0.86	281.49	0.97
PR-ALIGN-BKF-UPP	10587.5	Bankfull	25.00	5819.56	5820.37	5820.37	5820.59	0.031966	3.77	6.63	311.56	0.99
PR-ALIGN-BKF-UPP	10587.5	Low	182.70	5819.56	5821.48	5821.48	5821.94	0.025524	5.41	33.75	368.01	1.01
PR-ALIGN-BKF-UPP	10587.5	10-year	2320.00	5819.56	5822.80	5822.80	5822.83	0.000800	1.54	1745.88	868.89	0.20
PR-ALIGN-BKF-UPP	10587.5	100 year	3600.00	5819.56	5822.86	5822.80	5822.92	0.001778	2.35	1798.97	870.83	0.30
PR-ALIGN-BKF-UPP	10543.07	Baseflow	2.00	5819.44	5819.56	5816.80	5819.56	0.000000	0.00	375.05	261.86	0.00
PR-ALIGN-BKF-UPP	10543.07	Bankfull	25.00	5819.44	5820.26	5816.96	5820.26	0.000001	0.02	493.83	294.00	0.01
PR-ALIGN-BKF-UPP	10543.07	Low	182.70	5819.44	5821.70	5817.29	5821.71	0.000014	0.15	785.38	366.95	0.02
PR-ALIGN-BKF-UPP	10543.07	10-year	2320.00	5819.44	5822.60	5819.04	5822.68	0.001316	1.97	1042.22	703.67	0.26
PR-ALIGN-BKF-UPP	10543.07	100 year	3600.00	5819.44	5822.61	5819.75	5822.80	0.003153	3.05	1044.87	720.74	0.40
PR-ALIGN-BKF-UPP	10493.47	Baseflow	2.00	5819.32	5819.51	5819.46	5819.55	0.008807	1.75	1.14	248.91	0.72
PR-ALIGN-BKF-UPP	10493.47	Bankfull	25.00	5819.32	5820.00	5820.00	5820.24	0.012075	3.89	6.43	272.60	0.99
PR-ALIGN-BKF-UPP	10493.47	Low	182.70	5819.32	5821.22	5821.21	5821.66	0.009068	5.29	34.51	393.12	0.97
PR-ALIGN-BKF-UPP	10493.47	10-year	2320.00	5819.32	5822.60	5822.58	5822.63	0.000558	2.16	1852.72	727.87	0.27
PR-ALIGN-BKF-UPP	10493.47	100 year	3600.00	5819.32	5822.60	5822.58	5822.67	0.001341	3.35	1854.14	727.92	0.42
PR-ALIGN-BKF-UPP	10489.2	Baseflow	2.00	5819.31	5819.43	5819.43	5819.49	0.024019	2.08	0.96	249.29	1.12
PR-ALIGN-BKF-UPP	10489.2	Bankfull	25.00	5819.31	5819.93	5819.93	5820.16	0.011062	3.89	6.43	269.86	0.97
PR-ALIGN-BKF-UPP	10489.2	Low	182.70	5819.31	5821.18	5821.18	5821.63	0.009294	5.37	34.02	395.81	0.99
PR-ALIGN-BKF-UPP	10489.2	10-year	2320.00	5819.31	5822.60	5822.60	5822.62	0.000530	2.12	1901.88	736.24	0.27
PR-ALIGN-BKF-UPP	10489.2	100 year	3600.00	5819.31	5822.60	5822.60	5822.66	0.001277	3.29	1901.88	736.24	0.41
PR-ALIGN-BKF-UPP	10471.39	Baseflow	2.00	5814.93	5815.23	5815.09	5815.24	0.001473	0.86	2.34	10.10	0.31
PR-ALIGN-BKF-UPP	10471.39	Bankfull	25.00	5814.93	5816.11	5815.59	5816.16	0.001110	1.74	14.36	17.15	0.34
PR-ALIGN-BKF-UPP	10471.39	Low	182.70	5814.93	5817.51	5816.84	5817.65	0.001607	2.98	61.32	218.77	0.44
PR-ALIGN-BKF-UPP	10471.39	10-year	2320.00	5814.93	5821.64	5820.50	5821.73	0.000469	3.34	1650.70	692.16	0.28
PR-ALIGN-BKF-UPP	10471.39	100 year	3600.00	5814.93	5821.59	5821.59	5821.80	0.001198	5.29	1613.34	686.62	0.45
PR-ALIGN-BKF-UPP	10449.43	Baseflow	2.00	5814.76	5815.18	5814.94	5815.19	0.002680	0.98	2.05	4.96	0.27
PR-ALIGN-BKF-UPP	10449.43	Bankfull	25.00	5814.76	5816.08	5815.57	5816.12	0.002907	1.67	14.94	18.56	0.33
PR-ALIGN-BKF-UPP	10449.43	Low	182.70	5814.76	5817.48	5816.69	5817.60	0.003359	2.77	65.91	218.10	0.40
PR-ALIGN-BKF-UPP	10449.43	10-year	2320.00	5814.76	5820.39	5820.39	5821.59	0.011046	9.01	322.10	575.75	0.84
PR-ALIGN-BKF-UPP	10449.43	100 year	3600.00	5814.76	5820.92	5820.92	5821.06	0.002164	4.37	1492.03	662.96	0.38
PR-ALIGN-BKF-UPP	10412.5	Baseflow	2.00	5814.66	5815.09	5814.84	5815.10	0.002549	0.96	2.08	5.00	0.26
PR-ALIGN-BKF-UPP	10412.5	Bankfull	25.00	5814.66	5815.96	5815.46	5816.01	0.003034	1.70	14.74	18.51	0.34
PR-ALIGN-BKF-UPP	10412.5	Low	182.70	5814.66	5817.34	5816.58	5817.47	0.003629	2.84	64.30	214.85	0.41
PR-ALIGN-BKF-UPP	10412.5	10-year	2320.00	5814.66	5819.55	5819.55	5819.67	0.002508	4.22	1069.76	578.30	0.40
PR-ALIGN-BKF-UPP	10412.5	100 year	3600.00	5814.66	5819.73	5819.55	5819.96	0.004583	5.90	1173.17	582.16	0.54
PR-ALIGN-BKF-UPP	10374.6	Baseflow	2.00	5814.57	5814.98	5814.74	5815.00	0.002749	0.98	2.03	4.99	0.27
PR-ALIGN-BKF-UPP	10374.6	Bankfull	25.00	5814.57	5815.84	5815.37	5815.89	0.003478	1.78	14.06	18.22	0.36
PR-ALIGN-BKF-UPP	10374.6	Low	182.70	5814.57	5817.18	5816.51	5817.32	0.004141	2.97	61.52	206.37	0.44
PR-ALIGN-BKF-UPP	10374.6	10-year	2320.00	5814.57	5819.04	5818.57	5819.19	0.003548	4.63	954.76	558.16	0.46
PR-ALIGN-BKF-UPP	10374.6	100 year	3600.00	5814.57	5819.62	5818.74	5819.79	0.003520	5.16	1276.01	565.52	0.47
PR-ALIGN-BKF-UPP	10313.59	Baseflow	2.00	5814.41	5814.80	5814.59	5814.81	0.003408	1.05	1.90	4.99	0.30
PR-ALIGN-BKF-UPP	10313.59	Bankfull	25.00	5814.41	5815.52	5815.22	5815.60	0.006482	2.20	11.35	17.00	0.48
PR-ALIGN-BKF-UPP	10313.59	Low	182.70	5814.41	5816.80	5816.33	5816.99	0.006781	3.49	52.29	188.95	0.55
PR-ALIGN-BKF-UPP	10313.59	10-year	2320.00	5814.41	5818.84	5818.11	5818.98	0.003339	4.44	954.07	518.29	0.45
PR-ALIGN-BKF-UPP	10313.59	100 year	3600.00	5814.41	5819.40	5818.44	5819.58	0.003509	5.09	1246.00	524.16	0.47
PR-ALIGN-BKF-UPP	10274.56	Baseflow	2.00	5814.32	5814.47	5814.47	5814.55	0.019087	2.23	0.89	6.06	1.03
PR-ALIGN-BKF-UPP	10274.56	Bankfull	25.00	5814.32	5815.01	5815.01	5815.24	0.012220	3.89	6.43	13.54	0.99
PR-ALIGN-BKF-UPP	10274.56	Low	182.70	5814.32	5816.22	5816.22	5816.66	0.009290	5.33	34.25	157.52	0.98
PR-ALIGN-BKF-UPP	10274.56	10-year	2320.00	5814.32	5818.25	5818.19	5818.76	0.005488	8.21	706.54	485.86	0.90
PR-ALIGN-BKF-UPP	10274.56	100 year	3600.00	5814.32	5818.76	5818.58	5819.35	0.005571	9.30	952.67	491.01	0.93
PR-ALIGN-BKF-UPP	10268.8	Baseflow	2.00	5814.11	5814.23	5814.23	5814.29	0.018678	1.93	1.04	8.95	1.00
PR-ALIGN-BKF-UPP	10268.8	Bankfull	25.00	5814.11	5814.72	5814.72	5814.96	0.011475	3.94	6.34	12.85	0.99
PR-ALIGN-BKF-UPP	10268.8	Low	182.70	5814.11	5815.98	5815.98	5816.43	0.009266	5.39	33.90	36.62	0.99
PR-ALIGN-BKF-UPP	10268.8	10-year	2320.00	5814.11	5818.12	5818.12	5818.71	0.005844	8.60	673.63	481.19	0.93
PR-ALIGN-BKF-UPP	10268.8	100 year	3600.00	5814.11	5818.56	5818.56	5819.29	0.006510	10.06	885.85	485.66	1.01
PR-ALIGN-BKF-UPP	10252.46	Baseflow	2.00	5810.01	5810.24		5810.25	0.003141	1.09	1.83	9.67	0.44
PR-ALIGN-BKF-UPP	10252.46	Bankfull	25.00	5810.01	5811.13		5811.18	0.001275	1.83	13.67	16.81	0.36
PR-ALIGN-BKF-UPP	10252.46	Low	182.70	5810.01	5812.58		5812.72	0.001580	2.98	61.27	42.59	0.44
PR-ALIGN-BKF-UPP	10252.46	10-year	2320.00	5810.01	5815.55	5815.55	5817.29	0.006153	10.59	219.07	62.47	1.00
PR-ALIGN-BKF-UPP	10252.46	100 year	3600.00	5810.01	5817.51	5817.51	5818.54	0.002596	8.80	753.81	467.96	0.69
PR-ALIGN-BKF-UPP	10230.45	Baseflow	2.00	5809.75	5810.18		5810.19	0.002513	0.96	2.09	4.97	0.26
PR-ALIGN-BKF-UPP	10230.45	Bankfull	25.00	5809.75	5811.10		5811.14	0.002605	1.61	15.53	18.81	0.31
PR-ALIGN-BKF-UPP	10230.45	Low	182.70	5809.75	5812.56		5812.67	0.002819	2.61	69.93	44.48	0.37
PR-ALIGN-BKF-UPP	10230.45	10-year	2320.00	5809.75	5815.35	5815.35	5816.76	0.012740	9.62	265.11	135.35	0.90
PR-ALIGN-BKF-UPP	10230.45	100 year	3600.00	5809.75	5816.91	5816.91	5817.77	0.005882	8.32	730.35	453.68	0.65
PR-ALIGN-BKF-UPP	10162.79	Baseflow	2.00	5809.58	5810.01		5810.02	0.002526	0.96	2.09	4.97	0.26

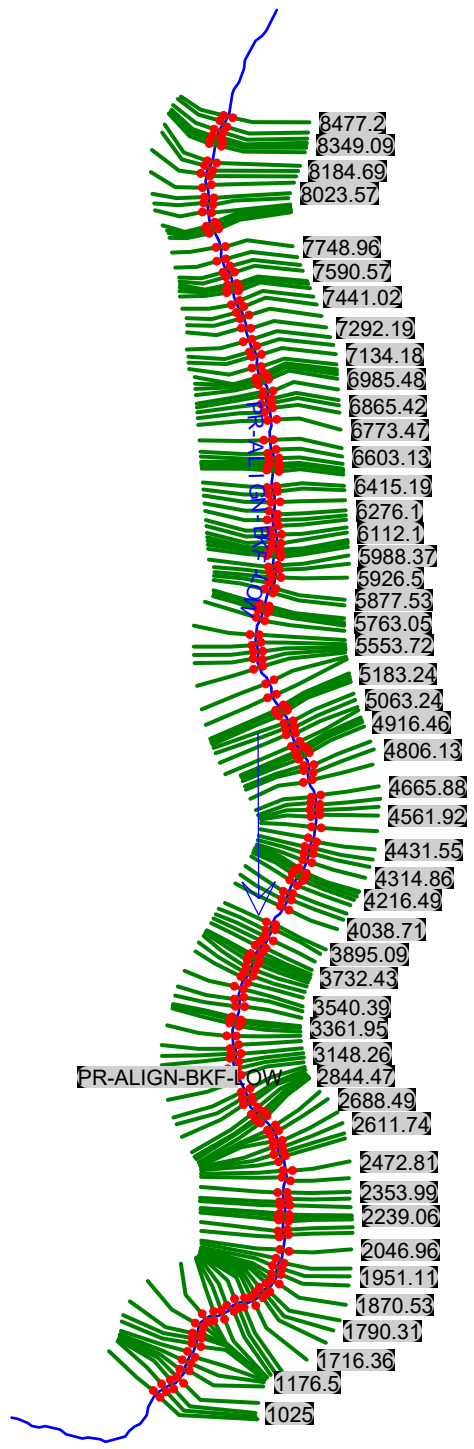
Reach	River Sta	Profile	Q Total	Min Ch El	W.S. Elev	Crit W.S.	E.G. Elev	E.G. Slope	Vel Chnl	Flow Area	Top Width	Froude # Chl
			(cfs)	(ft)	(ft)	(ft)	(ft)	(ft/ft)	(ft/s)	(sq ft)	(ft)	
PR-ALIGN-BKF-UPP	10162.79	Bankfull	25.00	5809.58	5810.92		5810.96	0.002676	1.63	15.38	18.74	0.32
PR-ALIGN-BKF-UPP	10162.79	Low	182.70	5809.58	5812.36		5812.47	0.002983	2.66	68.63	44.27	0.38
PR-ALIGN-BKF-UPP	10162.79	10-year	2320.00	5809.58	5815.14		5815.70	0.005895	7.28	509.47	231.59	0.63
PR-ALIGN-BKF-UPP	10162.79	100 year	3600.00	5809.58	5815.96	5815.35	5816.66	0.006196	8.41	719.12	338.46	0.66
PR-ALIGN-BKF-UPP	10130.05	Baseflow	2.00	5809.50	5809.93		5809.94	0.002500	0.95	2.10	5.03	0.26
PR-ALIGN-BKF-UPP	10130.05	Bankfull	25.00	5809.50	5810.83		5810.87	0.002715	1.63	15.32	18.78	0.32
PR-ALIGN-BKF-UPP	10130.05	Low	182.70	5809.50	5812.26		5812.37	0.003054	2.68	68.20	44.37	0.38
PR-ALIGN-BKF-UPP	10130.05	10-year	2320.00	5809.50	5815.10		5815.49	0.004436	6.35	610.34	269.92	0.54
PR-ALIGN-BKF-UPP	10130.05	100 year	3600.00	5809.50	5815.88		5816.44	0.005240	7.73	837.53	406.70	0.61
PR-ALIGN-BKF-UPP	10097.86	Baseflow	2.00	5809.42	5809.84		5809.86	0.002580	0.96	2.08	5.00	0.26
PR-ALIGN-BKF-UPP	10097.86	Bankfull	25.00	5809.42	5810.74		5810.79	0.002785	1.64	15.20	18.75	0.32
PR-ALIGN-BKF-UPP	10097.86	Low	182.70	5809.42	5812.16		5812.27	0.003166	2.71	67.53	44.49	0.39
PR-ALIGN-BKF-UPP	10097.86	10-year	2320.00	5809.42	5815.06		5815.34	0.003340	5.55	726.09	315.56	0.47
PR-ALIGN-BKF-UPP	10097.86	100 year	3600.00	5809.42	5815.88		5816.25	0.003681	6.55	1005.68	404.29	0.51
PR-ALIGN-BKF-UPP	10044.33	Baseflow	2.00	5809.28	5809.71		5809.72	0.002571	0.96	2.07	4.97	0.26
PR-ALIGN-BKF-UPP	10044.33	Bankfull	25.00	5809.28	5810.58		5810.63	0.003056	1.70	14.67	18.39	0.34
PR-ALIGN-BKF-UPP	10044.33	Low	182.70	5809.28	5811.96		5812.09	0.003624	2.84	64.27	43.50	0.41
PR-ALIGN-BKF-UPP	10044.33	10-year	2320.00	5809.28	5814.92		5815.16	0.003016	5.27	782.93	342.68	0.45
PR-ALIGN-BKF-UPP	10044.33	100 year	3600.00	5809.28	5815.76		5816.04	0.003004	5.93	1089.22	381.79	0.46
PR-ALIGN-BKF-UPP	9987.91	Baseflow	2.00	5809.14	5809.55		5809.56	0.002921	1.00	1.99	4.96	0.28
PR-ALIGN-BKF-UPP	9987.91	Bankfull	25.00	5809.14	5810.38		5810.44	0.003824	1.84	13.58	17.93	0.37
PR-ALIGN-BKF-UPP	9987.91	Low	182.70	5809.14	5811.71		5811.86	0.004555	3.07	59.51	42.58	0.46
PR-ALIGN-BKF-UPP	9987.91	10-year	2320.00	5809.14	5814.75		5814.98	0.002998	5.23	782.17	336.47	0.45
PR-ALIGN-BKF-UPP	9987.91	100 year	3600.00	5809.14	5815.59		5815.87	0.003004	5.91	1081.29	372.13	0.46
PR-ALIGN-BKF-UPP	9945.21	Baseflow	2.00	5809.03	5809.40		5809.42	0.003965	1.10	1.81	4.99	0.32
PR-ALIGN-BKF-UPP	9945.21	Bankfull	25.00	5809.03	5810.17		5810.24	0.005826	2.12	11.77	17.18	0.45
PR-ALIGN-BKF-UPP	9945.21	Low	182.70	5809.03	5811.44		5811.62	0.006513	3.45	52.91	41.52	0.54
PR-ALIGN-BKF-UPP	9945.21	10-year	2320.00	5809.03	5814.61		5814.85	0.003120	5.31	768.24	334.36	0.46
PR-ALIGN-BKF-UPP	9945.21	100 year	3600.00	5809.03	5815.45		5815.74	0.003083	5.96	1066.09	367.69	0.47
PR-ALIGN-BKF-UPP	9901.23	Baseflow	2.00	5808.92	5809.10	5809.07	5809.15	0.010018	1.83	1.09	6.07	0.76
PR-ALIGN-BKF-UPP	9901.23	Bankfull	25.00	5808.92	5809.60	5809.60	5809.84	0.012998	3.97	6.29	13.42	1.02
PR-ALIGN-BKF-UPP	9901.23	Low	182.70	5808.92	5810.83	5810.82	5811.26	0.009121	5.30	34.45	37.24	0.97
PR-ALIGN-BKF-UPP	9901.23	10-year	2320.00	5808.92	5813.75	5813.75	5814.63	0.004598	9.14	532.99	301.41	0.86
PR-ALIGN-BKF-UPP	9901.23	100 year	3600.00	5808.92	5814.41	5814.41	5815.49	0.004930	10.63	744.35	331.48	0.92
PR-ALIGN-BKF-UPP	9896.43	Baseflow	2.00	5808.91	5809.04	5809.04	5809.09	0.017426	1.88	1.06	9.02	0.97
PR-ALIGN-BKF-UPP	9896.43	Bankfull	25.00	5808.91	5809.51	5809.51	5809.76	0.012399	4.05	6.18	12.76	1.03
PR-ALIGN-BKF-UPP	9896.43	Low	182.70	5808.91	5810.78	5810.78	5811.23	0.009138	5.34	34.18	36.99	0.98
PR-ALIGN-BKF-UPP	9896.43	10-year	2320.00	5808.91	5813.62	5813.62	5814.51	0.004796	9.22	526.47	297.42	0.88
PR-ALIGN-BKF-UPP	9896.43	100 year	3600.00	5808.91	5814.28	5814.28	5815.38	0.005177	10.77	730.83	326.78	0.94
PR-ALIGN-BKF-UPP	9882.01	Baseflow	2.00	5805.30	5805.80		5805.80	0.000080	0.30	6.59	15.12	0.08
PR-ALIGN-BKF-UPP	9882.01	Bankfull	25.00	5805.30	5806.76		5806.77	0.000381	0.95	26.31	35.13	0.19
PR-ALIGN-BKF-UPP	9882.01	Low	182.70	5805.30	5808.29		5808.35	0.000504	2.00	91.31	48.98	0.26
PR-ALIGN-BKF-UPP	9882.01	10-year	2320.00	5805.30	5810.92	5810.59	5812.38	0.004546	9.70	242.69	80.46	0.87
PR-ALIGN-BKF-UPP	9882.01	100 year	3600.00	5805.30	5812.31	5812.31	5813.87	0.003435	10.35	488.96	243.35	0.80
PR-ALIGN-BKF-UPP	9861.03	Baseflow	2.00	5805.36	5805.78		5805.80	0.002591	0.97	2.07	4.97	0.26
PR-ALIGN-BKF-UPP	9861.03	Bankfull	25.00	5805.36	5806.71		5806.75	0.002559	1.60	15.62	18.83	0.31
PR-ALIGN-BKF-UPP	9861.03	Low	182.70	5805.36	5808.22		5808.32	0.002556	2.53	72.33	44.97	0.35
PR-ALIGN-BKF-UPP	9861.03	10-year	2320.00	5805.36	5811.00	5811.00	5812.15	0.009490	9.38	362.79	191.82	0.80
PR-ALIGN-BKF-UPP	9861.03	100 year	3600.00	5805.36	5812.35		5813.22	0.005955	8.91	672.99	258.48	0.66
PR-ALIGN-BKF-UPP	9807.49	Baseflow	2.00	5805.22	5805.65		5805.66	0.002569	0.96	2.07	4.96	0.26
PR-ALIGN-BKF-UPP	9807.49	Bankfull	25.00	5805.22	5806.58		5806.62	0.002547	1.60	15.62	18.78	0.31
PR-ALIGN-BKF-UPP	9807.49	Low	182.70	5805.22	5808.09		5808.19	0.002541	2.52	72.52	45.07	0.35
PR-ALIGN-BKF-UPP	9807.49	10-year	2320.00	5805.22	5811.26		5811.59	0.003201	5.76	667.91	259.09	0.47
PR-ALIGN-BKF-UPP	9807.49	100 year	3600.00	5805.22	5812.54		5812.85	0.002477	5.95	1021.68	294.87	0.43
PR-ALIGN-BKF-UPP	9756.42	Baseflow	2.00	5805.09	5805.52		5805.53	0.002490	0.95	2.10	4.98	0.26
PR-ALIGN-BKF-UPP	9756.42	Bankfull	25.00	5805.09	5806.45		5806.49	0.002490	1.58	15.78	18.95	0.31
PR-ALIGN-BKF-UPP	9756.42	Low	182.70	5805.09	5807.96		5808.06	0.002528	2.51	72.65	45.10	0.35
PR-ALIGN-BKF-UPP	9756.42	10-year	2320.00	5805.09	5811.19		5811.42	0.002367	5.00	775.24	278.96	0.40
PR-ALIGN-BKF-UPP	9756.42	100 year	3600.00	5805.09	5812.49		5812.72	0.001871	5.22	1157.73	310.02	0.37
PR-ALIGN-BKF-UPP	9707.24	Baseflow	2.00	5804.97	5805.39		5805.41	0.002600	0.97	2.07	5.00	0.26
PR-ALIGN-BKF-UPP	9707.24	Bankfull	25.00	5804.97	5806.33		5806.37	0.002520	1.59	15.72	18.94	0.31
PR-ALIGN-BKF-UPP	9707.24	Low	182.70	5804.97	5807.83		5807.93	0.002534	2.52	72.61	45.13	0.35
PR-ALIGN-BKF-UPP	9707.24	10-year	2320.00	5804.97	5811.12		5811.30	0.001895	4.51	855.65	287.26	0.36
PR-ALIGN-BKF-UPP	9707.24	100 year	3600.00	5804.97	5812.41		5812.63	0.001786	5.13	1251.92	364.49	0.37
PR-ALIGN-BKF-UPP	9673.65	Baseflow	2.00	5804.88	5805.31		5805.32	0.002493	0.95	2.10	4.97	0.26
PR-ALIGN-BKF-UPP	9673.65	Bankfull	25.00	5804.88	5806.24		5806.28	0.002512	1.59	15.71	18.84	0.31

Reach	River Sta	Profile	Q Total (cfs)	Min Ch El (ft)	W.S. Elev (ft)	Crit W.S. (ft)	E.G. Elev (ft)	E.G. Slope (ft/ft)	Vel Chnl (ft/s)	Flow Area (sq ft)	Top Width (ft)	Froude # Chl
PR-ALIGN-BKF-UPP	9673.65	Low	182.70	5804.88	5807.75		5807.85	0.002555	2.53	72.30	44.92	0.35
PR-ALIGN-BKF-UPP	9673.65	10-year	2320.00	5804.88	5811.06		5811.24	0.001869	4.49	860.37	287.69	0.36
PR-ALIGN-BKF-UPP	9673.65	100 year	3600.00	5804.88	5812.35		5812.56	0.001805	5.17	1266.87	384.77	0.37
PR-ALIGN-BKF-UPP	9649.06	Baseflow	2.00	5804.82	5805.25		5805.26	0.002428	0.94	2.12	5.02	0.26
PR-ALIGN-BKF-UPP	9649.06	Bankfull	25.00	5804.82	5806.18		5806.22	0.002459	1.58	15.87	19.02	0.30
PR-ALIGN-BKF-UPP	9649.06	Low	182.70	5804.82	5807.69		5807.78	0.002511	2.50	72.97	45.38	0.35
PR-ALIGN-BKF-UPP	9649.06	10-year	2320.00	5804.82	5811.02		5811.19	0.001797	4.42	872.82	288.52	0.35
PR-ALIGN-BKF-UPP	9649.06	100 year	3600.00	5804.82	5812.31		5812.52	0.001736	5.08	1280.21	384.00	0.36
PR-ALIGN-BKF-UPP	9616.1	Baseflow	2.00	5804.74	5805.17		5805.18	0.002522	0.96	2.09	4.97	0.26
PR-ALIGN-BKF-UPP	9616.1	Bankfull	25.00	5804.74	5806.10		5806.14	0.002538	1.60	15.66	18.85	0.31
PR-ALIGN-BKF-UPP	9616.1	Low	182.70	5804.74	5807.60		5807.70	0.002581	2.53	72.07	44.90	0.35
PR-ALIGN-BKF-UPP	9616.1	10-year	2320.00	5804.74	5810.96		5811.13	0.001735	4.35	883.19	287.33	0.35
PR-ALIGN-BKF-UPP	9616.1	100 year	3600.00	5804.74	5812.26		5812.46	0.001667	5.00	1311.15	393.51	0.35
PR-ALIGN-BKF-UPP	9579.38	Baseflow	2.00	5804.65	5805.07		5805.09	0.002545	0.96	2.08	5.00	0.26
PR-ALIGN-BKF-UPP	9579.38	Bankfull	25.00	5804.65	5806.00		5806.04	0.002534	1.59	15.70	18.95	0.31
PR-ALIGN-BKF-UPP	9579.38	Low	182.70	5804.65	5807.51		5807.60	0.002557	2.52	72.42	45.14	0.35
PR-ALIGN-BKF-UPP	9579.38	10-year	2320.00	5804.65	5810.92		5811.06	0.001561	4.16	919.75	289.09	0.33
PR-ALIGN-BKF-UPP	9579.38	100 year	3600.00	5804.65	5812.21		5812.39	0.001517	4.79	1360.89	405.50	0.34
PR-ALIGN-BKF-UPP	9540.2	Baseflow	2.00	5804.55	5804.98		5804.99	0.002542	0.96	2.08	4.99	0.26
PR-ALIGN-BKF-UPP	9540.2	Bankfull	25.00	5804.55	5805.90		5805.94	0.002550	1.60	15.64	18.87	0.31
PR-ALIGN-BKF-UPP	9540.2	Low	182.70	5804.55	5807.40		5807.50	0.002592	2.54	72.95	68.25	0.35
PR-ALIGN-BKF-UPP	9540.2	10-year	2320.00	5804.55	5810.87		5811.00	0.001424	4.00	948.71	287.01	0.32
PR-ALIGN-BKF-UPP	9540.2	100 year	3600.00	5804.55	5812.16		5812.33	0.001402	4.63	1389.18	410.47	0.33
PR-ALIGN-BKF-UPP	9497.24	Baseflow	2.00	5804.44	5804.87		5804.88	0.002539	0.96	2.08	4.96	0.26
PR-ALIGN-BKF-UPP	9497.24	Bankfull	25.00	5804.44	5805.79		5805.83	0.002578	1.61	15.56	18.75	0.31
PR-ALIGN-BKF-UPP	9497.24	Low	182.70	5804.44	5807.29		5807.39	0.002624	2.55	72.35	64.33	0.36
PR-ALIGN-BKF-UPP	9497.24	10-year	2320.00	5804.44	5810.81		5810.94	0.001382	3.96	940.87	273.82	0.31
PR-ALIGN-BKF-UPP	9497.24	100 year	3600.00	5804.44	5812.10		5812.28	0.001361	4.58	1341.02	357.69	0.32
PR-ALIGN-BKF-UPP	9444.89	Baseflow	2.00	5804.31	5804.74		5804.75	0.002561	0.96	2.08	4.98	0.26
PR-ALIGN-BKF-UPP	9444.89	Bankfull	25.00	5804.31	5805.66		5805.70	0.002601	1.61	15.53	18.81	0.31
PR-ALIGN-BKF-UPP	9444.89	Low	182.70	5804.31	5807.15		5807.25	0.002662	2.56	71.35	44.80	0.36
PR-ALIGN-BKF-UPP	9444.89	10-year	2320.00	5804.31	5810.72		5810.87	0.001492	4.14	894.47	257.78	0.32
PR-ALIGN-BKF-UPP	9444.89	100 year	3600.00	5804.31	5812.01		5812.20	0.001453	4.76	1259.26	310.90	0.33
PR-ALIGN-BKF-UPP	9399.14	Baseflow	2.00	5804.19	5804.62		5804.63	0.002624	0.98	2.05	4.88	0.27
PR-ALIGN-BKF-UPP	9399.14	Bankfull	25.00	5804.19	5805.54		5805.58	0.002635	1.62	15.47	18.79	0.31
PR-ALIGN-BKF-UPP	9399.14	Low	182.70	5804.19	5807.03		5807.13	0.002686	2.57	71.07	44.65	0.36
PR-ALIGN-BKF-UPP	9399.14	10-year	2320.00	5804.19	5810.64		5810.80	0.001563	4.26	865.54	248.45	0.33
PR-ALIGN-BKF-UPP	9399.14	100 year	3600.00	5804.19	5811.94		5812.14	0.001477	4.82	1203.12	273.74	0.34
PR-ALIGN-BKF-UPP	9361.62	Baseflow	2.00	5804.10	5804.52		5804.53	0.002710	0.98	2.04	4.98	0.27
PR-ALIGN-BKF-UPP	9361.62	Bankfull	25.00	5804.10	5805.44		5805.48	0.002700	1.63	15.34	18.75	0.32
PR-ALIGN-BKF-UPP	9361.62	Low	182.70	5804.10	5806.93		5807.03	0.002735	2.58	70.71	44.72	0.36
PR-ALIGN-BKF-UPP	9361.62	10-year	2320.00	5804.10	5810.56		5810.74	0.001615	4.34	843.97	241.02	0.34
PR-ALIGN-BKF-UPP	9361.62	100 year	3600.00	5804.10	5811.87		5812.08	0.001522	4.90	1167.13	259.86	0.34
PR-ALIGN-BKF-UPP	9329.13	Baseflow	2.00	5804.02	5804.43		5804.45	0.002545	0.95	2.11	5.22	0.26
PR-ALIGN-BKF-UPP	9329.13	Bankfull	25.00	5804.02	5805.35		5805.39	0.002709	1.64	15.27	18.55	0.32
PR-ALIGN-BKF-UPP	9329.13	Low	182.70	5804.02	5806.84		5806.94	0.002782	2.59	70.41	44.81	0.36
PR-ALIGN-BKF-UPP	9329.13	10-year	2320.00	5804.02	5810.46		5810.68	0.001934	4.73	756.20	216.44	0.37
PR-ALIGN-BKF-UPP	9329.13	100 year	3600.00	5804.02	5811.75		5812.02	0.001866	5.40	1045.61	237.87	0.38
PR-ALIGN-BKF-UPP	9294.15	Baseflow	2.00	5803.93	5804.34	5804.10	5804.36	0.002496	0.94	2.13	5.22	0.26
PR-ALIGN-BKF-UPP	9294.15	Bankfull	25.00	5803.93	5805.26	5804.71	5805.30	0.002501	1.57	15.96	19.61	0.31
PR-ALIGN-BKF-UPP	9294.15	Low	182.70	5803.93	5806.75	5805.84	5806.85	0.002504	2.47	73.86	46.77	0.35
PR-ALIGN-BKF-UPP	9294.15	10-year	2320.00	5803.93	5810.30	5808.72	5810.60	0.002500	5.34	635.05	182.39	0.42
PR-ALIGN-BKF-UPP	9294.15	100 year	3600.00	5803.93	5811.55	5809.44	5811.94	0.002503	6.20	874.85	205.00	0.44

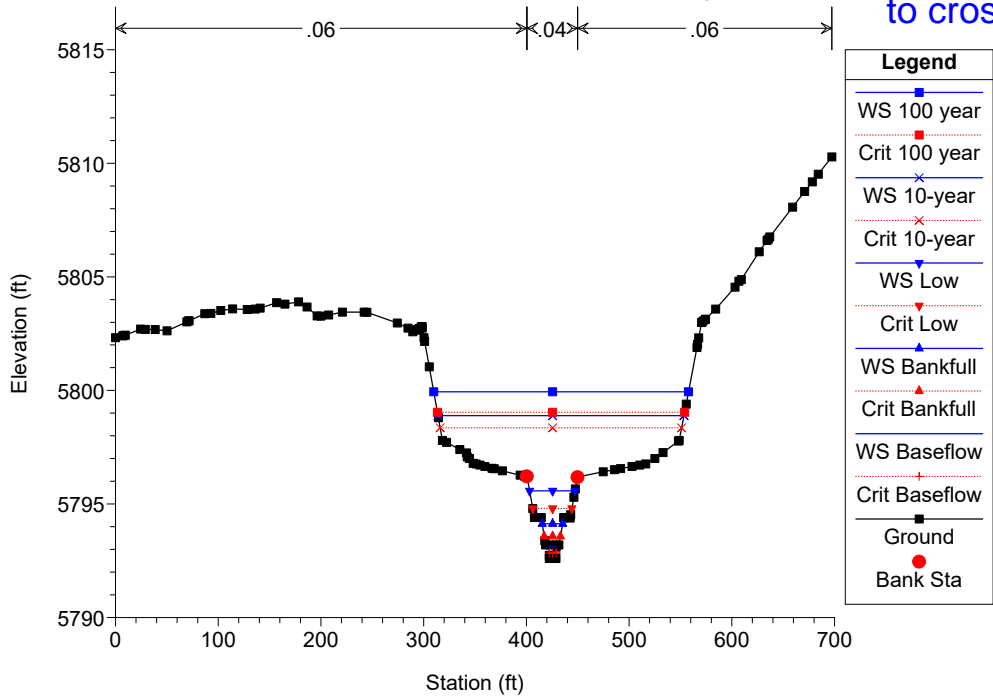
← Include model to culvert

HEC-RAS MODELS

SOUTH OF BRADLEY

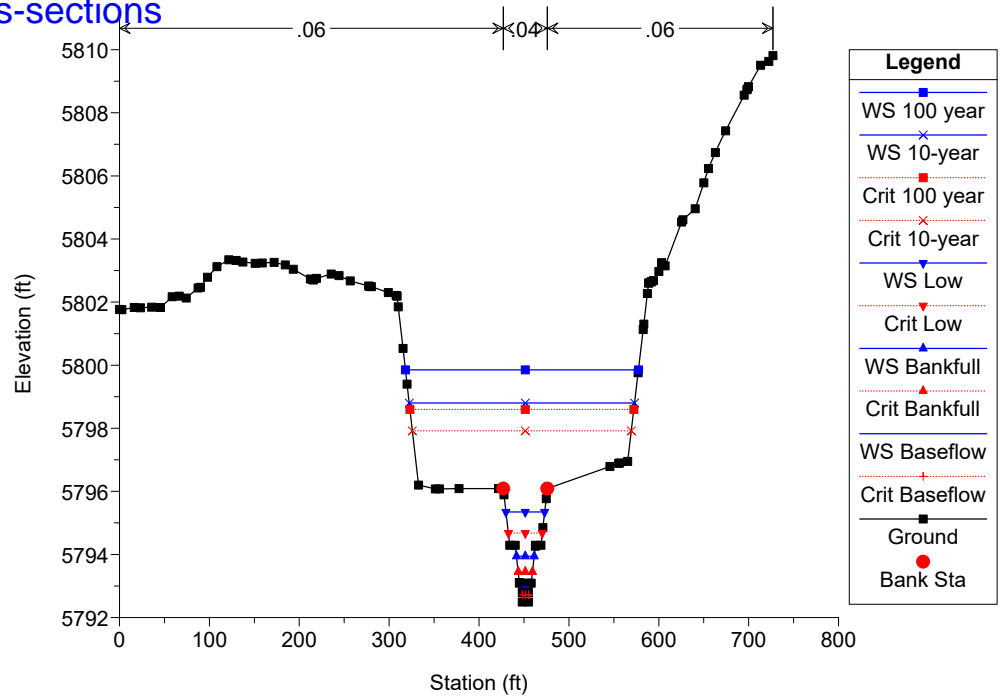


Large Scale Reach models Plan: Plan 03 5/4/2023

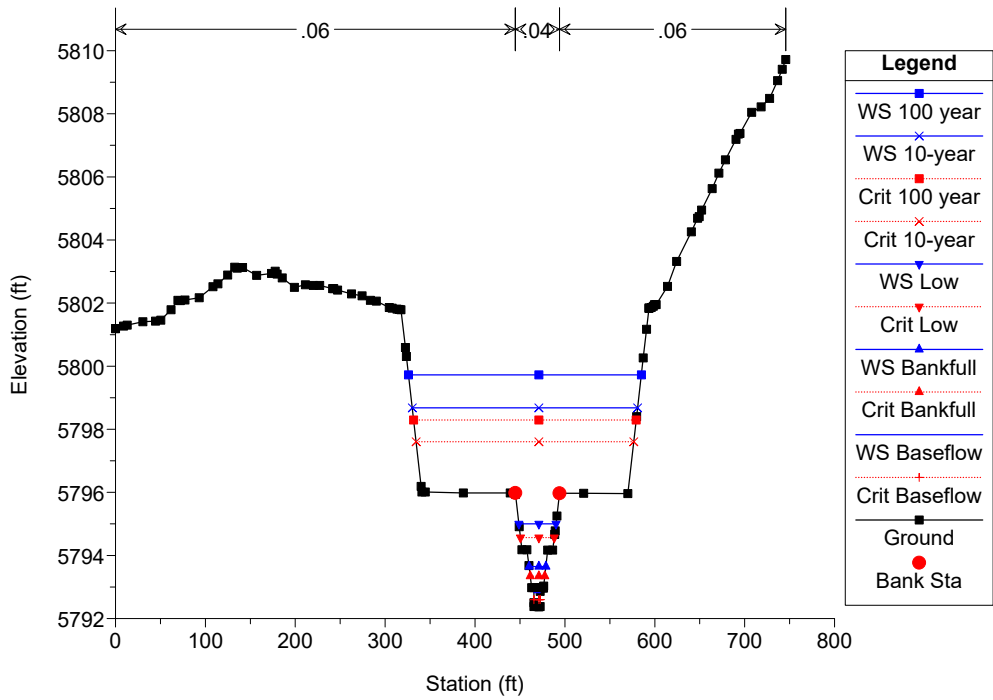


Add river stations to cross-sections

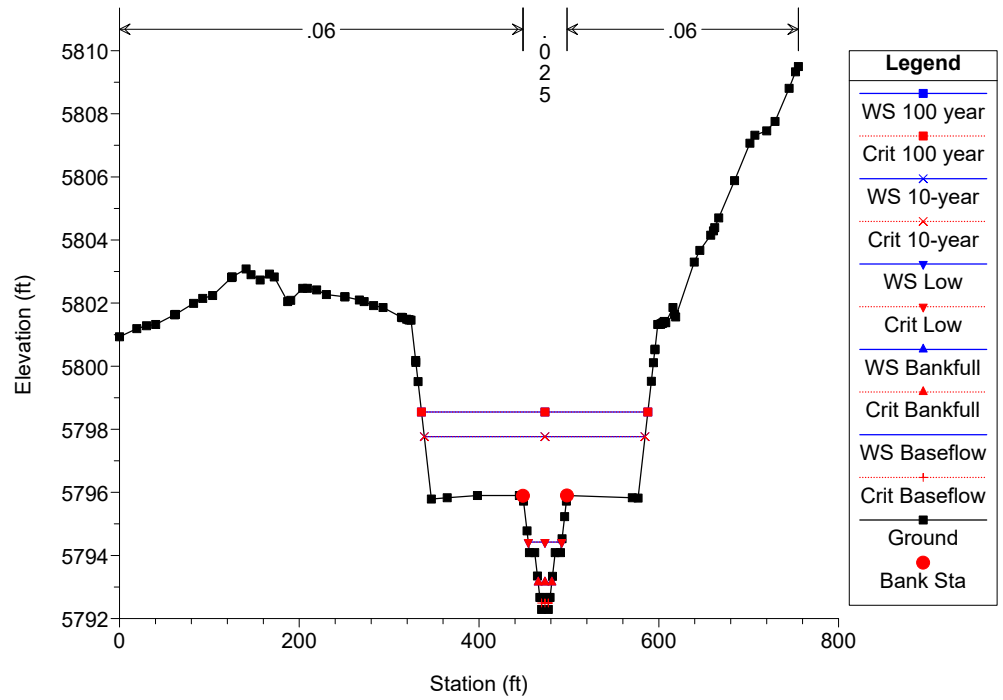
Large Scale Reach models Plan: Plan 03 5/4/2023



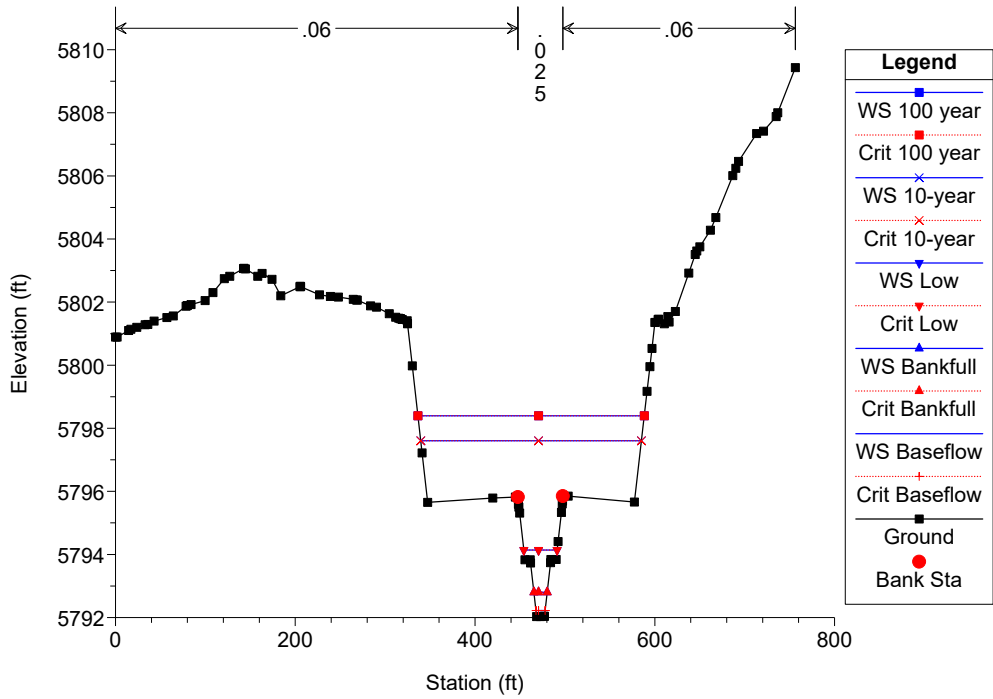
Large Scale Reach models Plan: Plan 03 5/4/2023



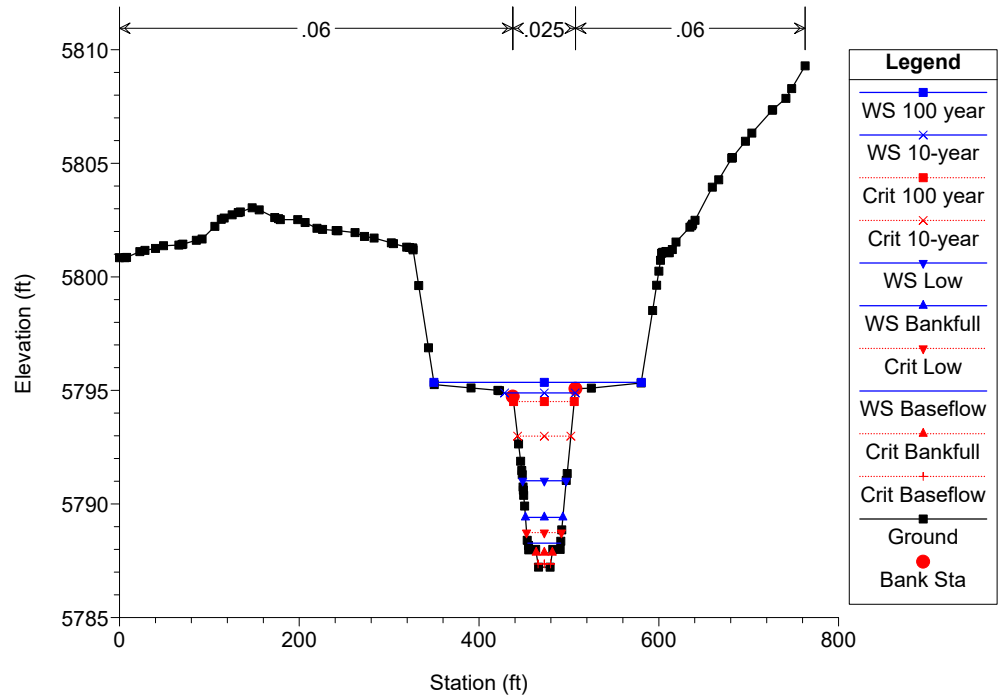
Large Scale Reach models Plan: Plan 03 5/4/2023



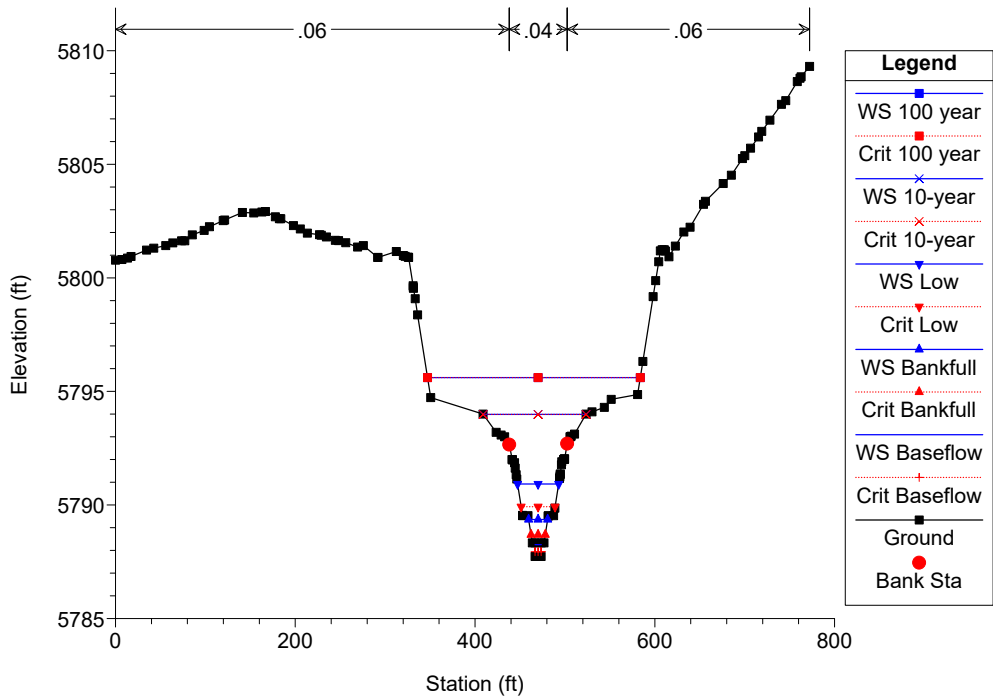
Large Scale Reach models Plan: Plan 03 5/4/2023



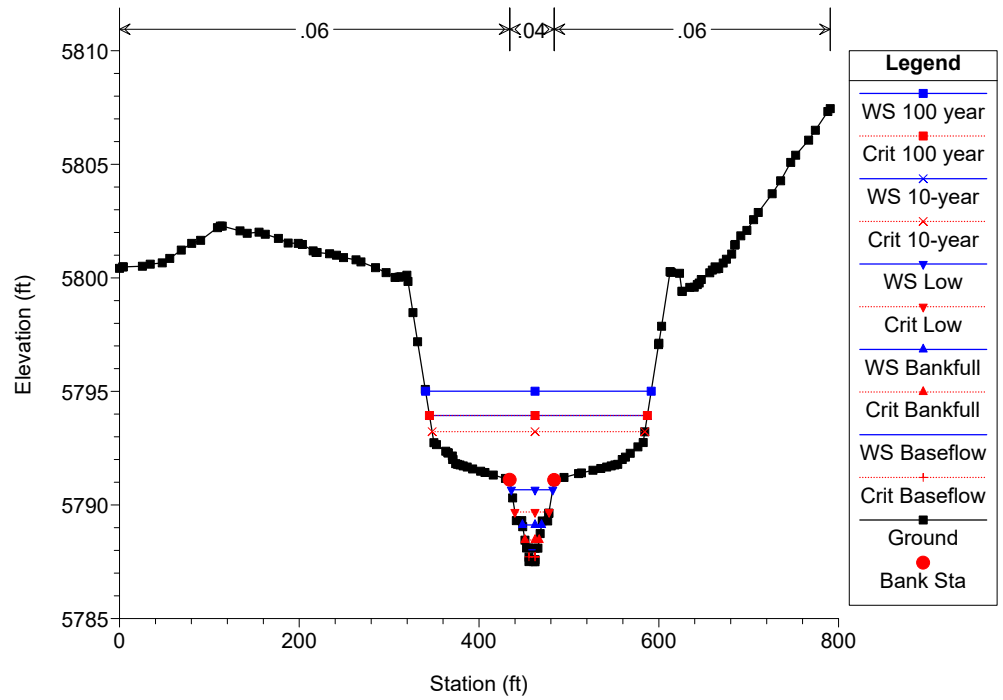
Large Scale Reach models Plan: Plan 03 5/4/2023



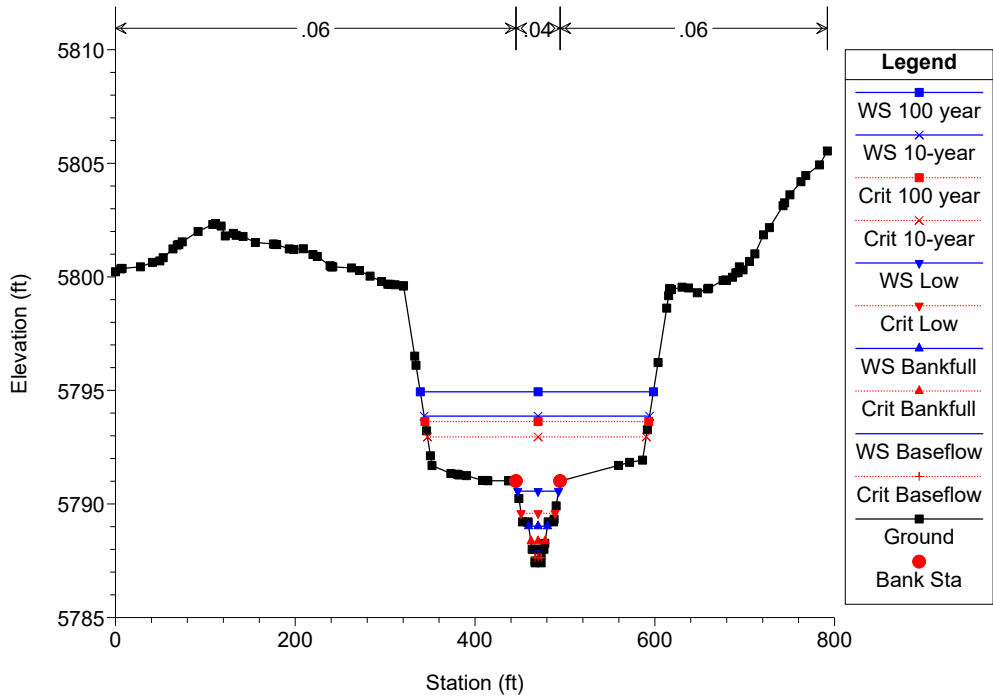
Large Scale Reach models Plan: Plan 03 5/4/2023



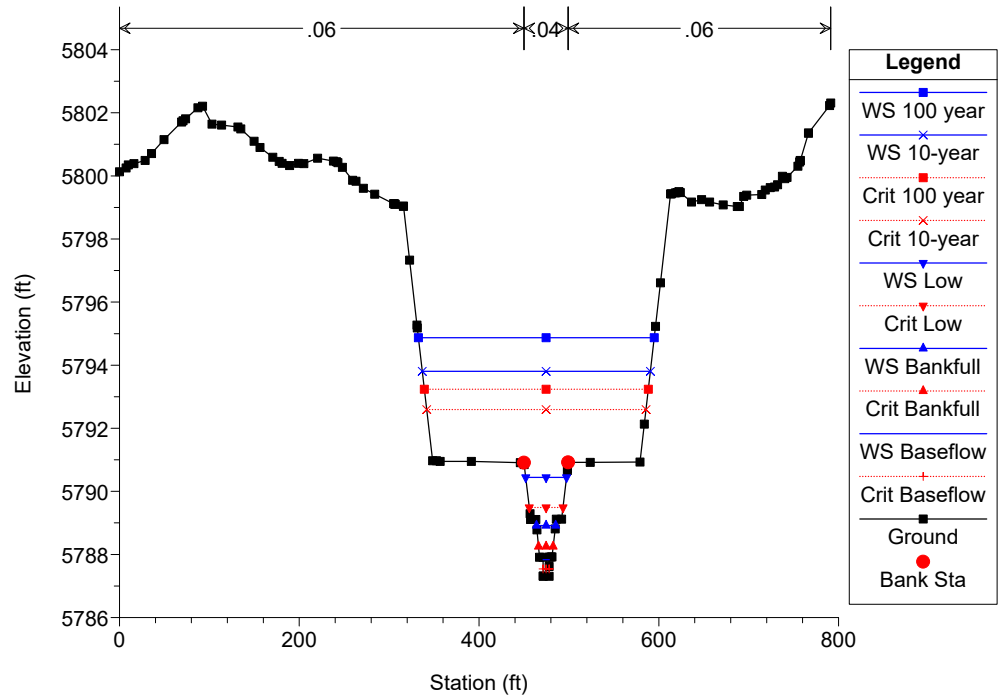
Large Scale Reach models Plan: Plan 03 5/4/2023



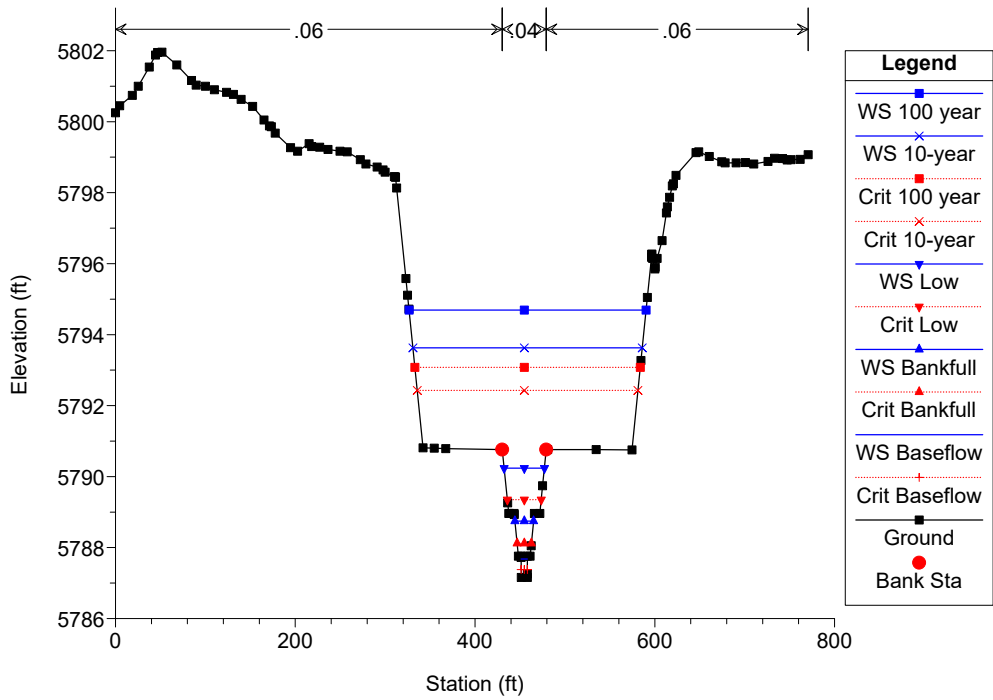
Large Scale Reach models Plan: Plan 03 5/4/2023



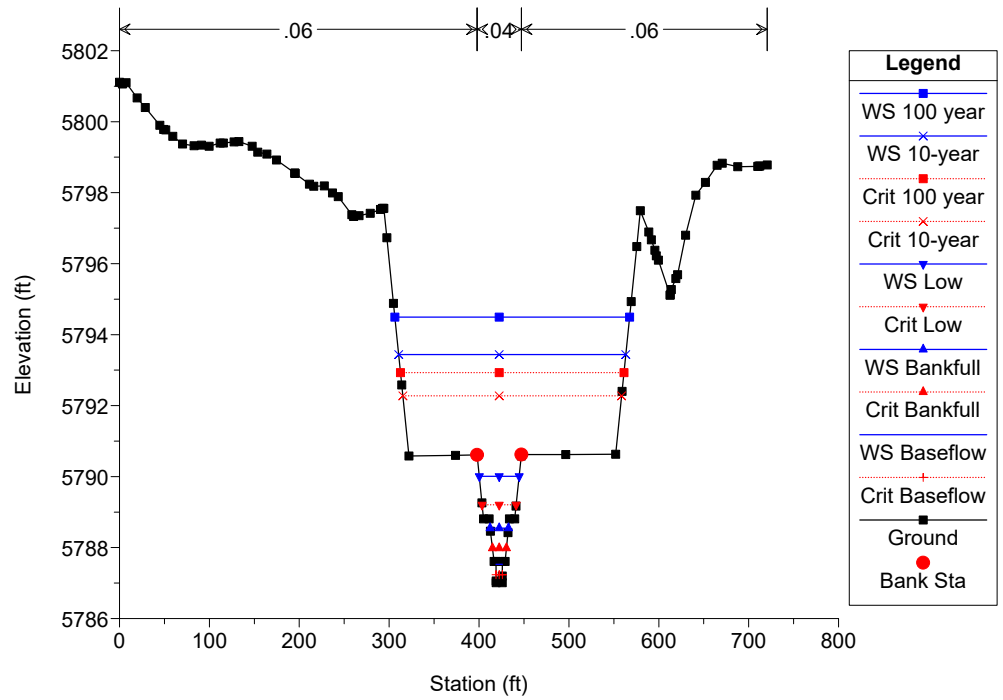
Large Scale Reach models Plan: Plan 03 5/4/2023



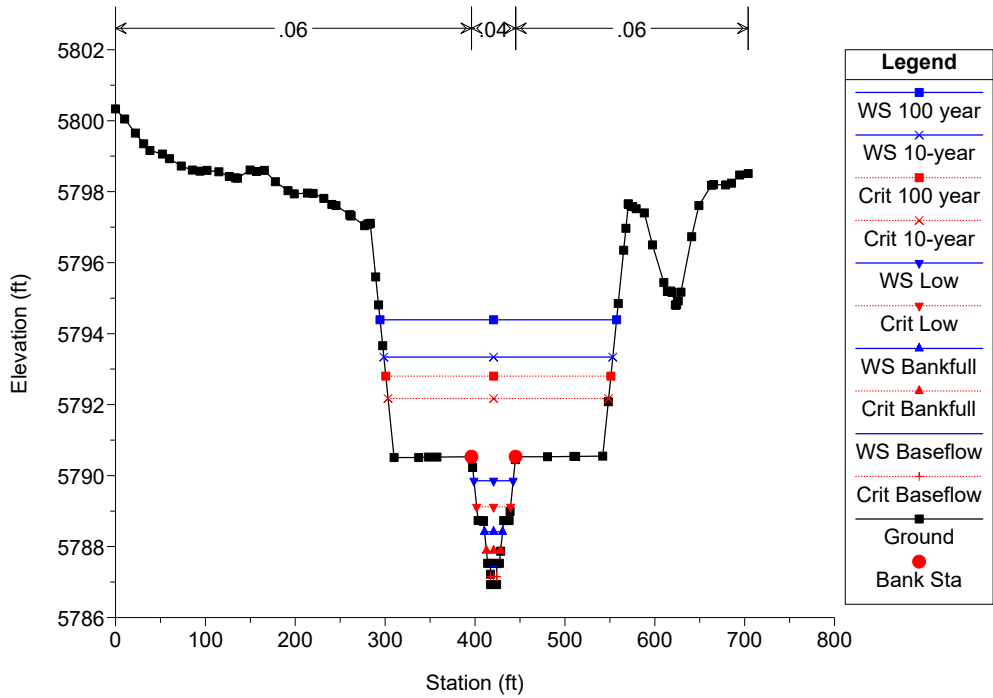
Large Scale Reach models Plan: Plan 03 5/4/2023



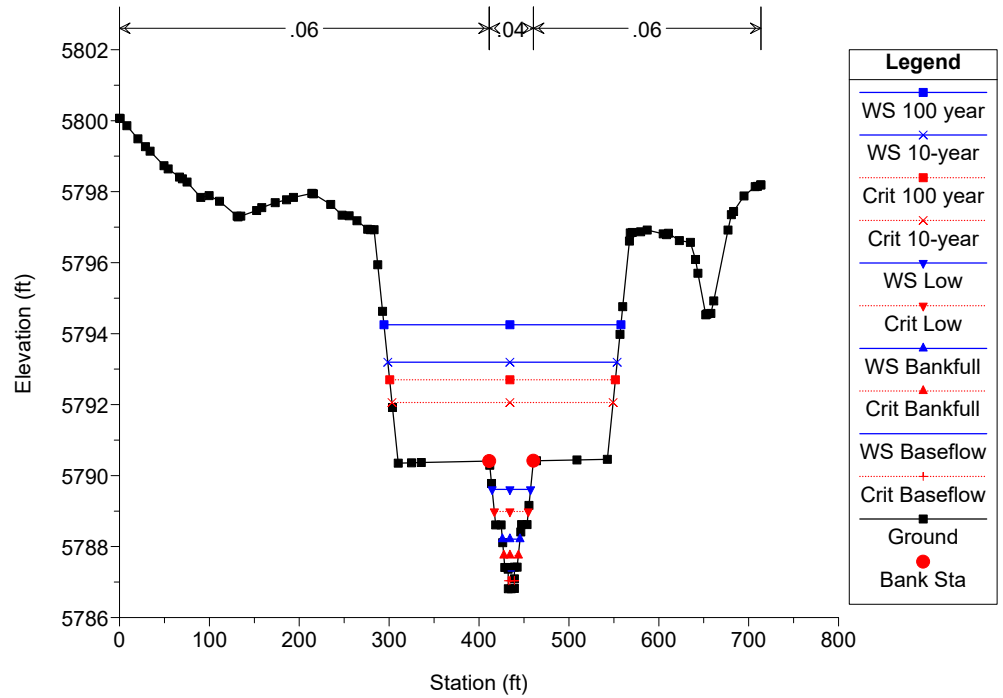
Large Scale Reach models Plan: Plan 03 5/4/2023



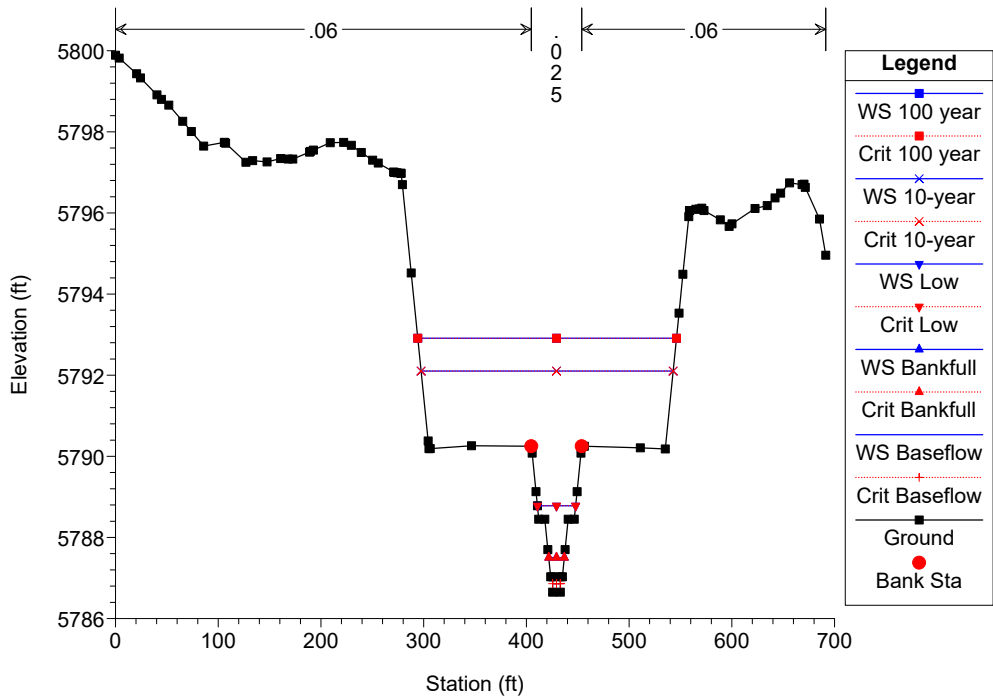
Large Scale Reach models Plan: Plan 03 5/4/2023



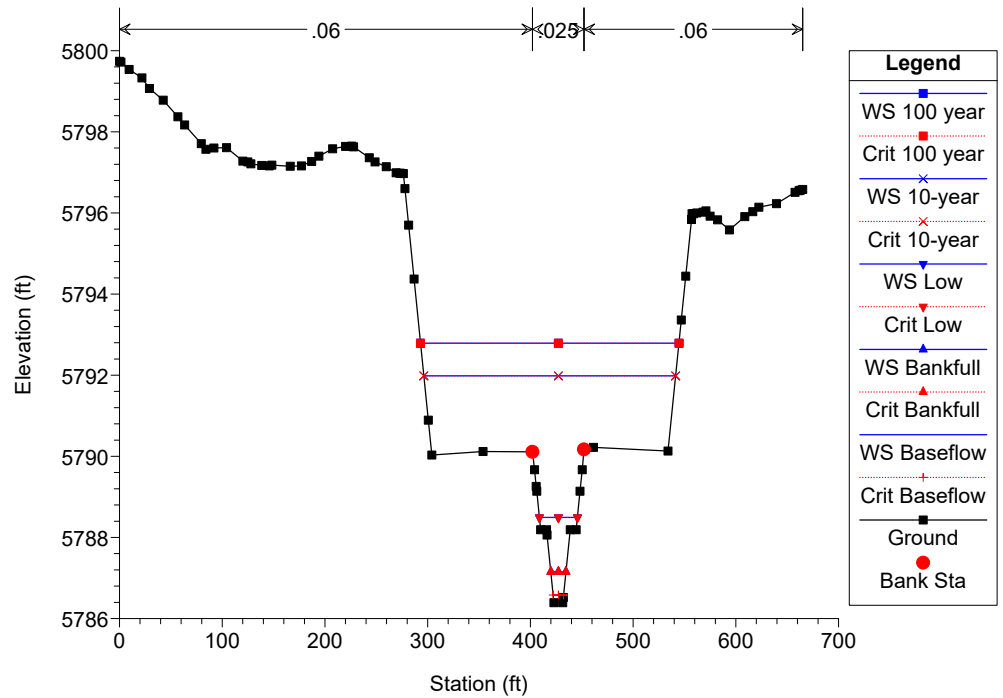
Large Scale Reach models Plan: Plan 03 5/4/2023



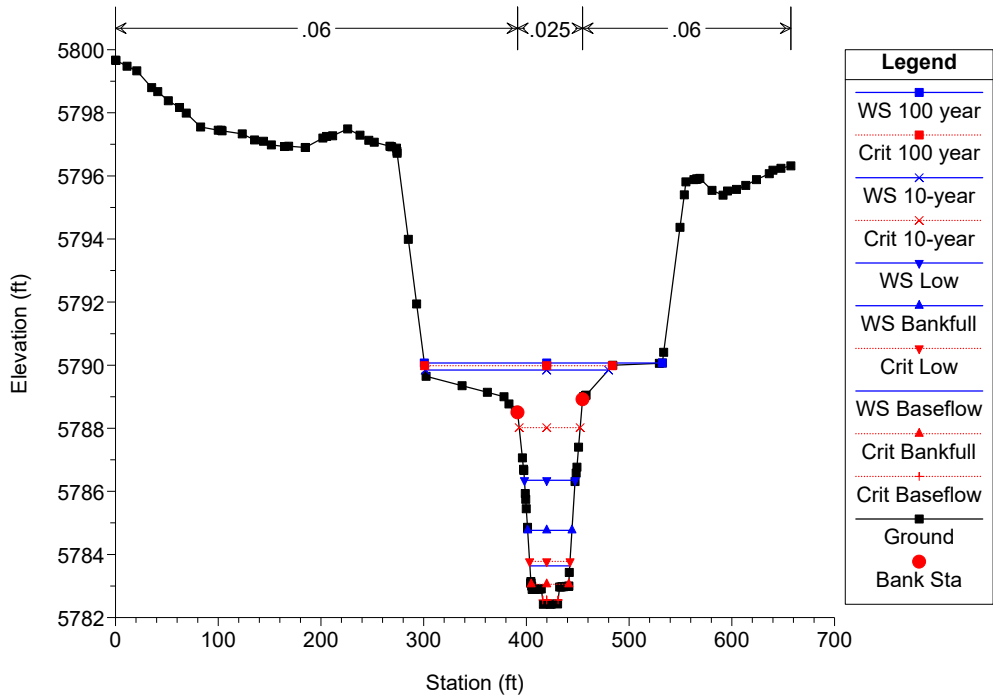
Large Scale Reach models Plan: Plan 03 5/4/2023



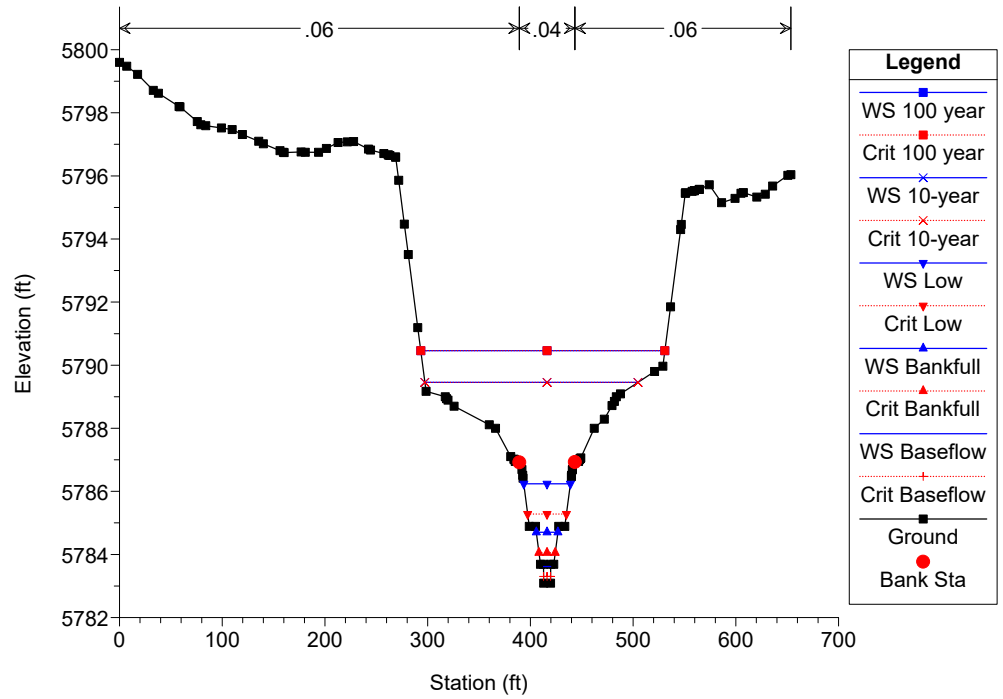
Large Scale Reach models Plan: Plan 03 5/4/2023



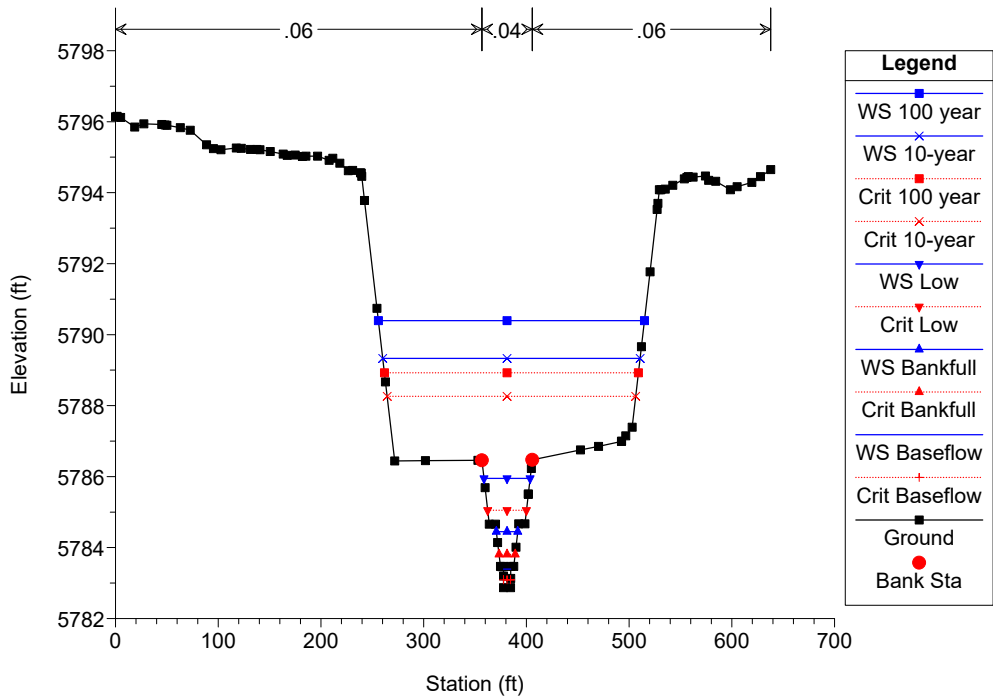
Large Scale Reach models Plan: Plan 03 5/4/2023



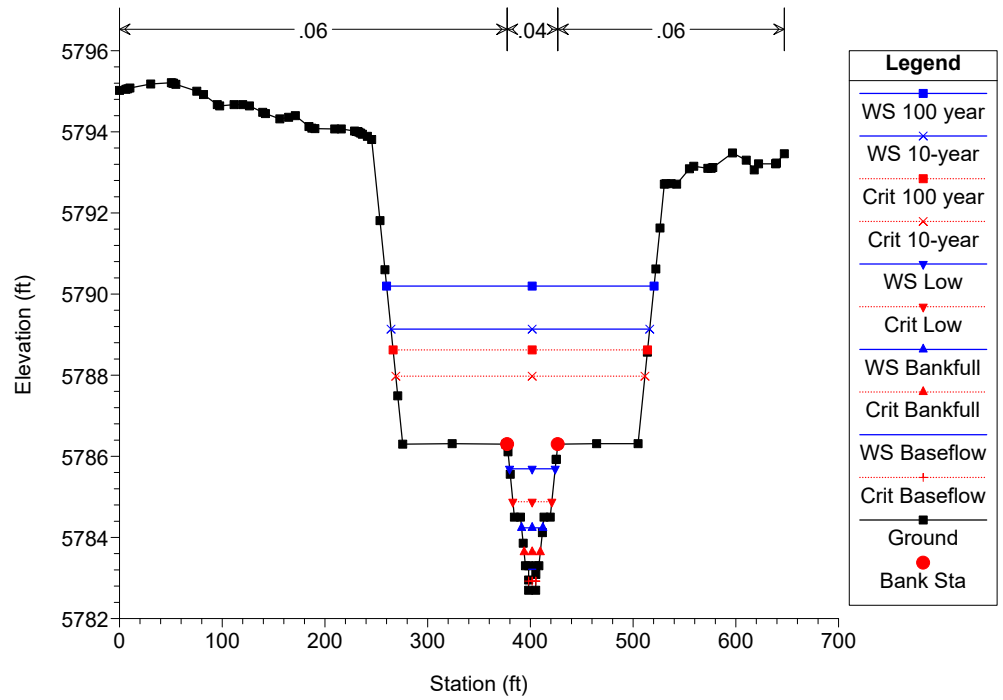
Large Scale Reach models Plan: Plan 03 5/4/2023



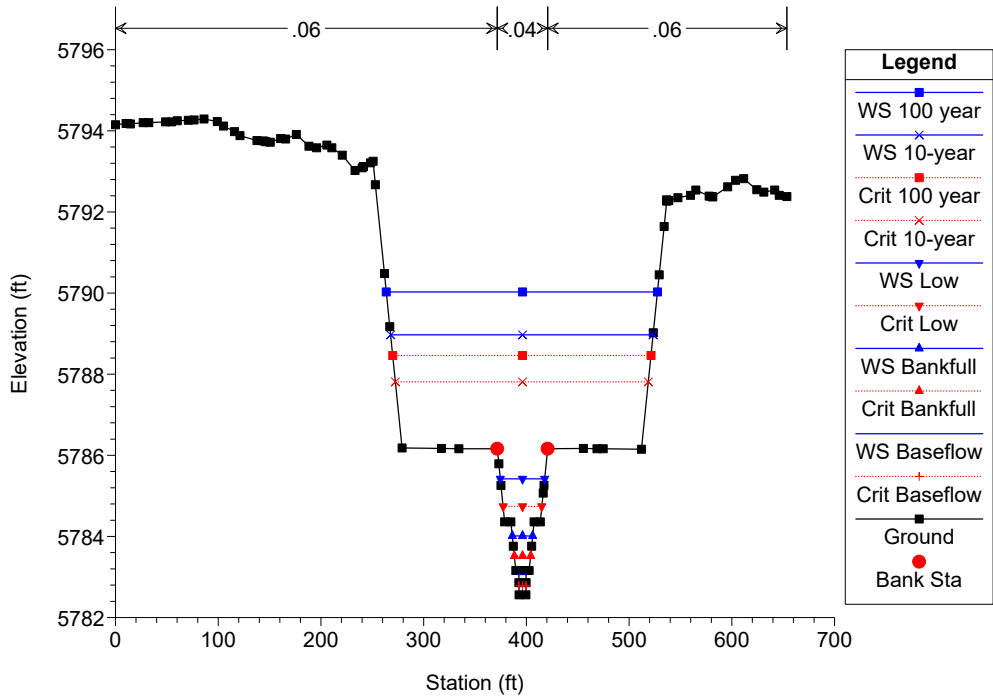
Large Scale Reach models Plan: Plan 03 5/4/2023



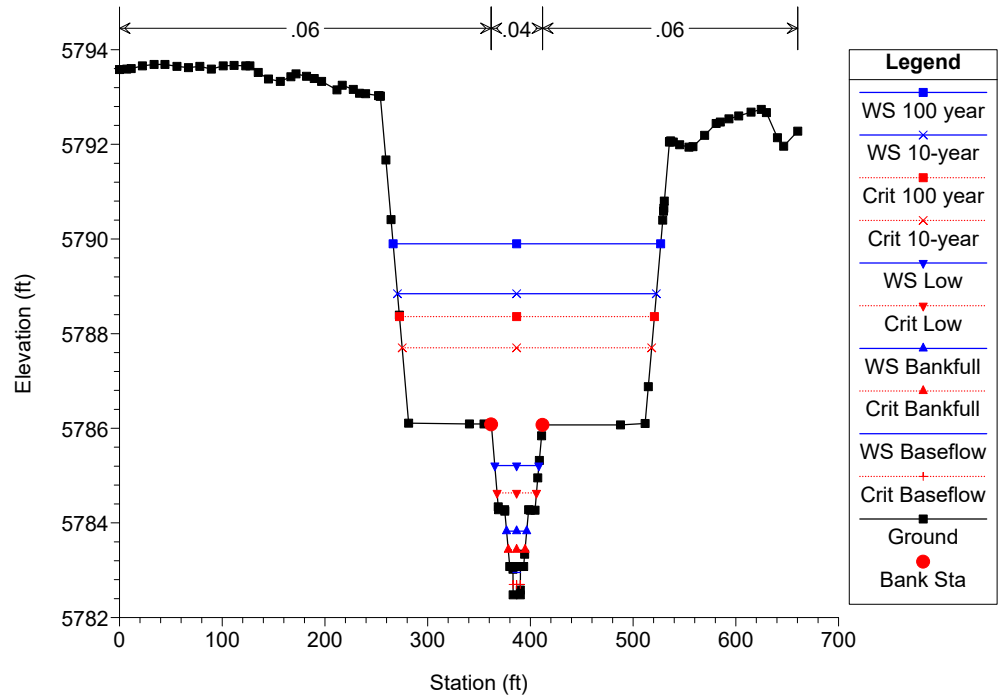
Large Scale Reach models Plan: Plan 03 5/4/2023



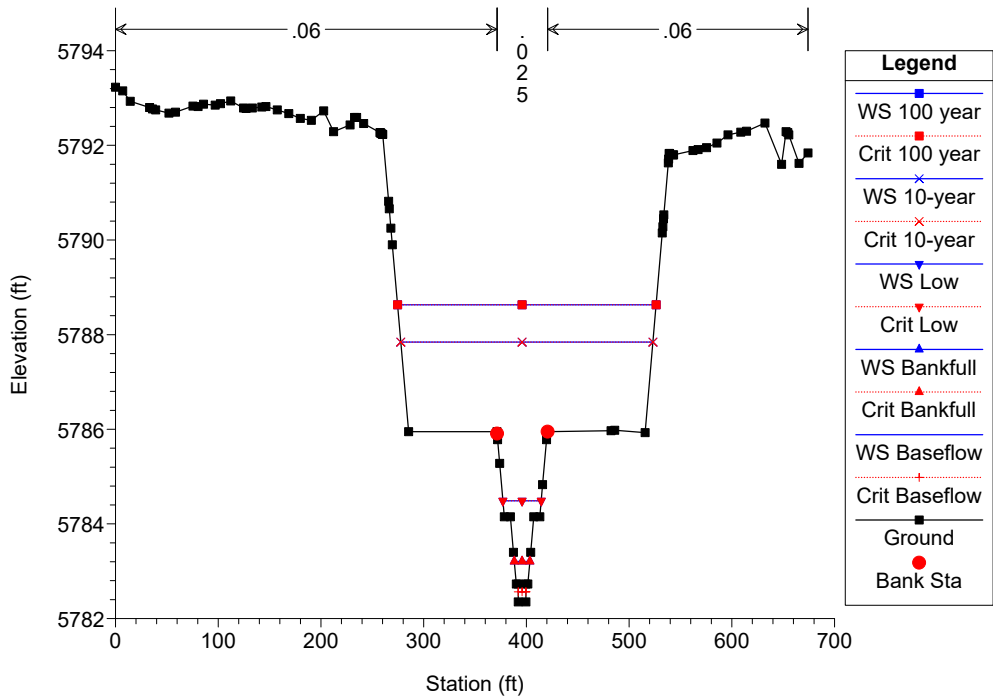
Large Scale Reach models Plan: Plan 03 5/4/2023



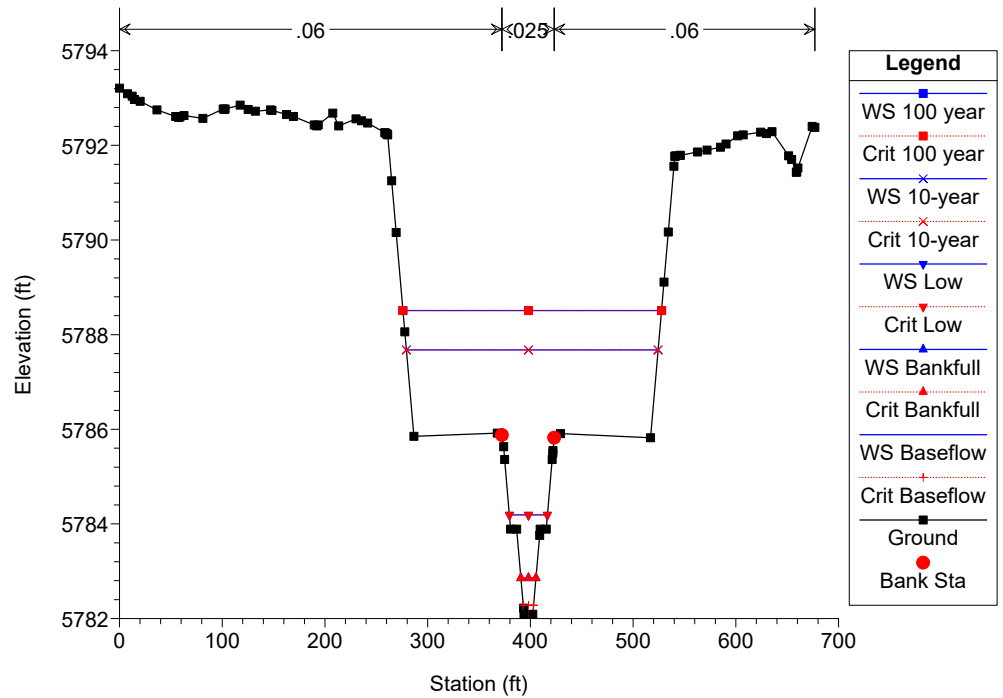
Large Scale Reach models Plan: Plan 03 5/4/2023



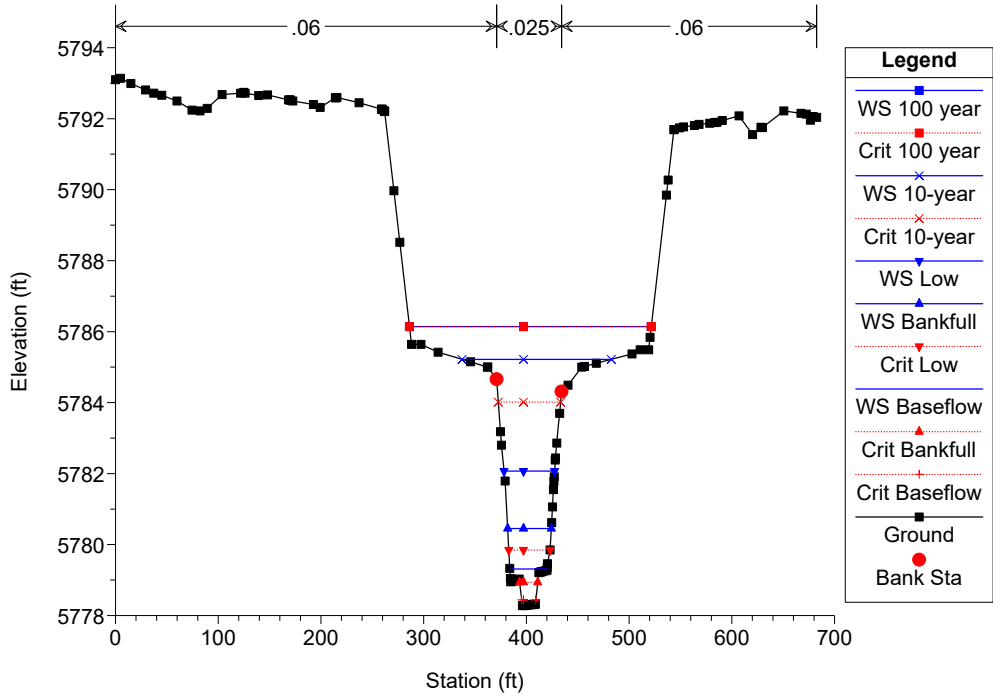
Large Scale Reach models Plan: Plan 03 5/4/2023



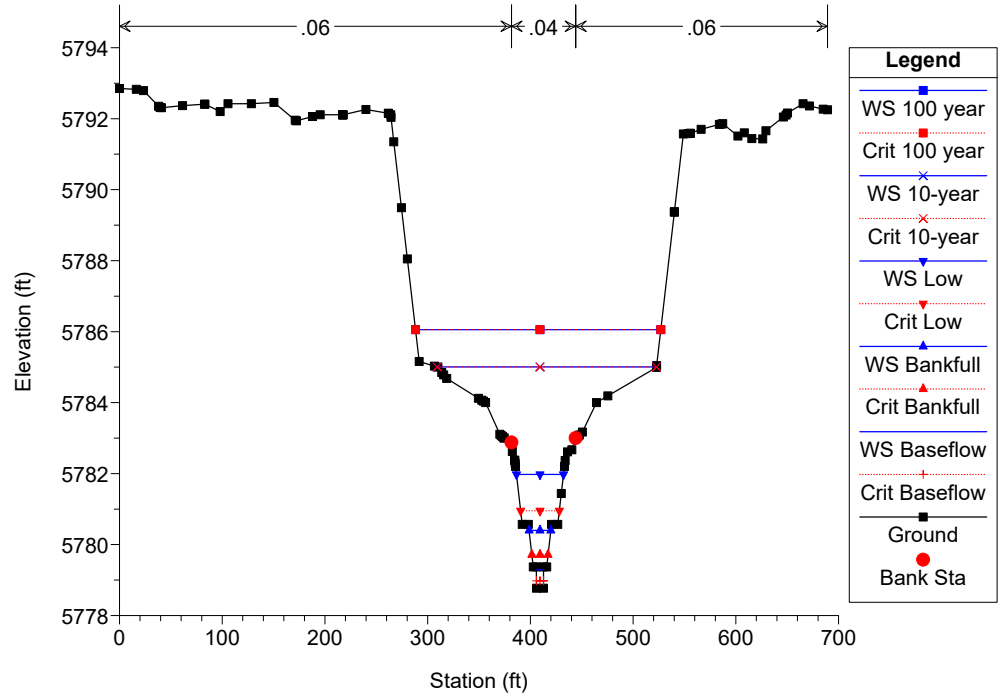
Large Scale Reach models Plan: Plan 03 5/4/2023



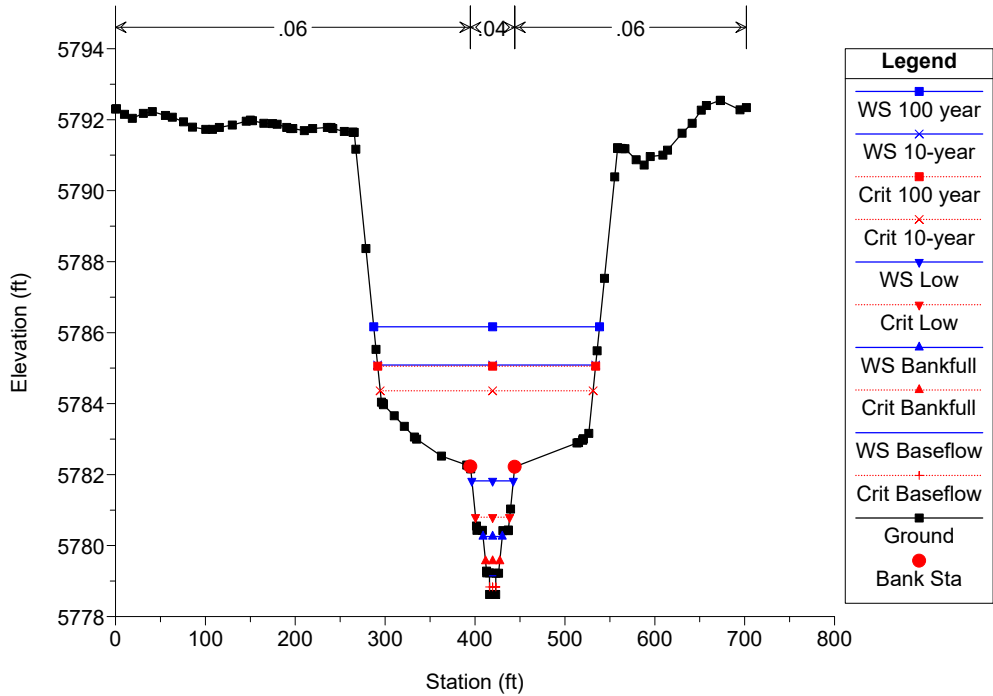
Large Scale Reach models Plan: Plan 03 5/4/2023



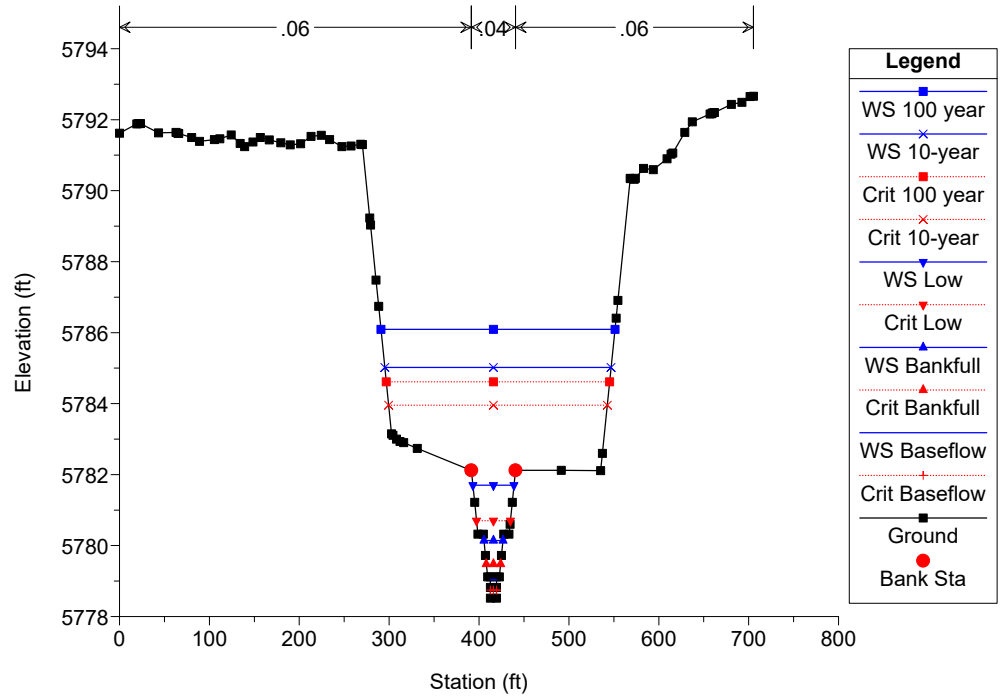
Large Scale Reach models Plan: Plan 03 5/4/2023



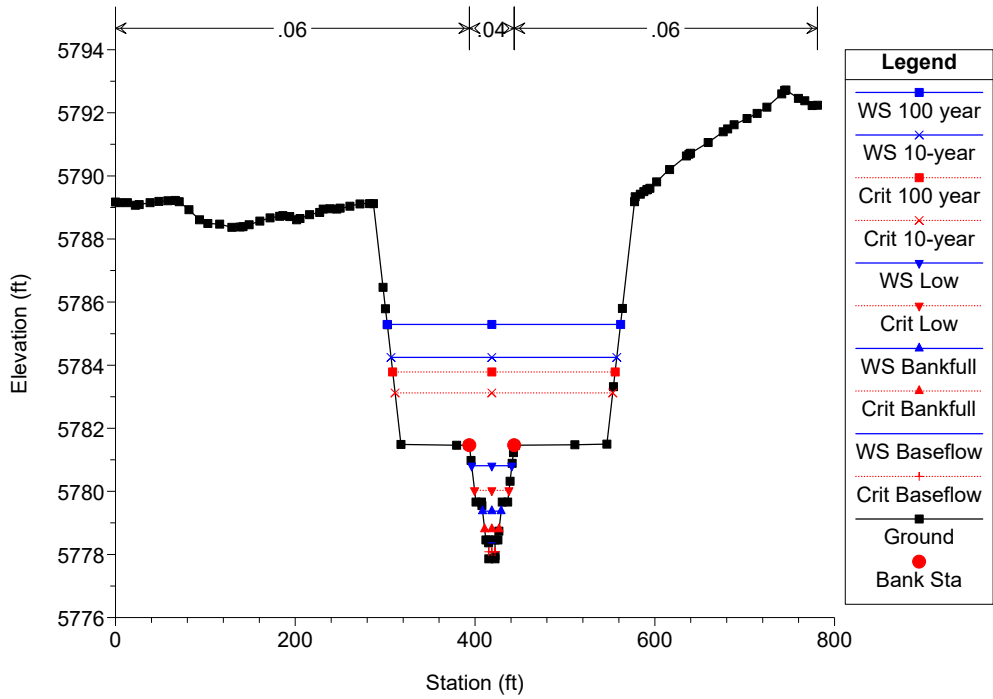
Large Scale Reach models Plan: Plan 03 5/4/2023



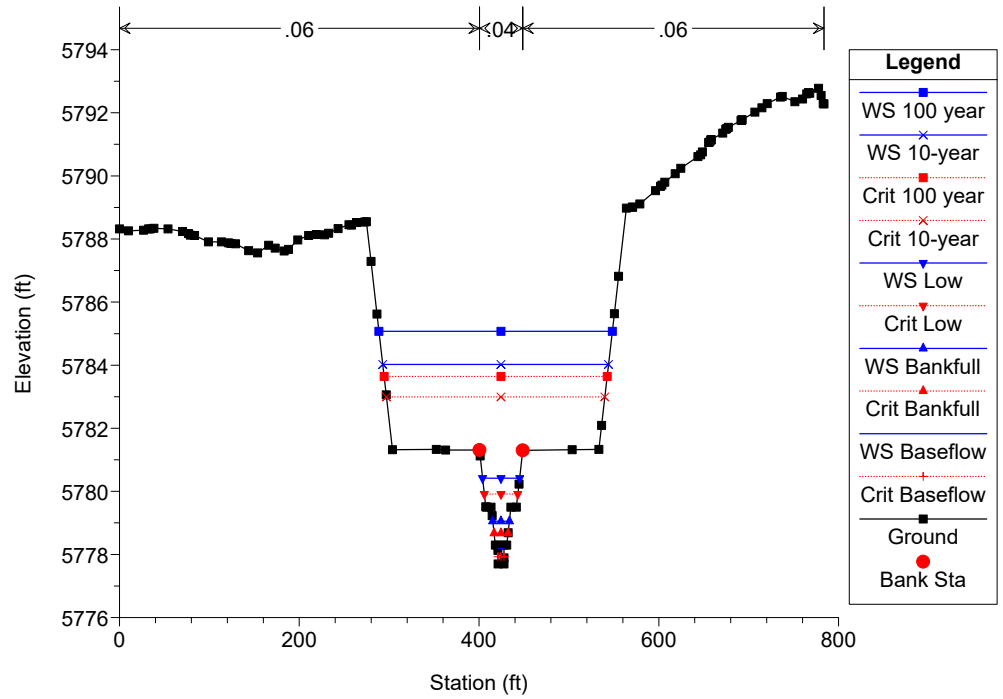
Large Scale Reach models Plan: Plan 03 5/4/2023



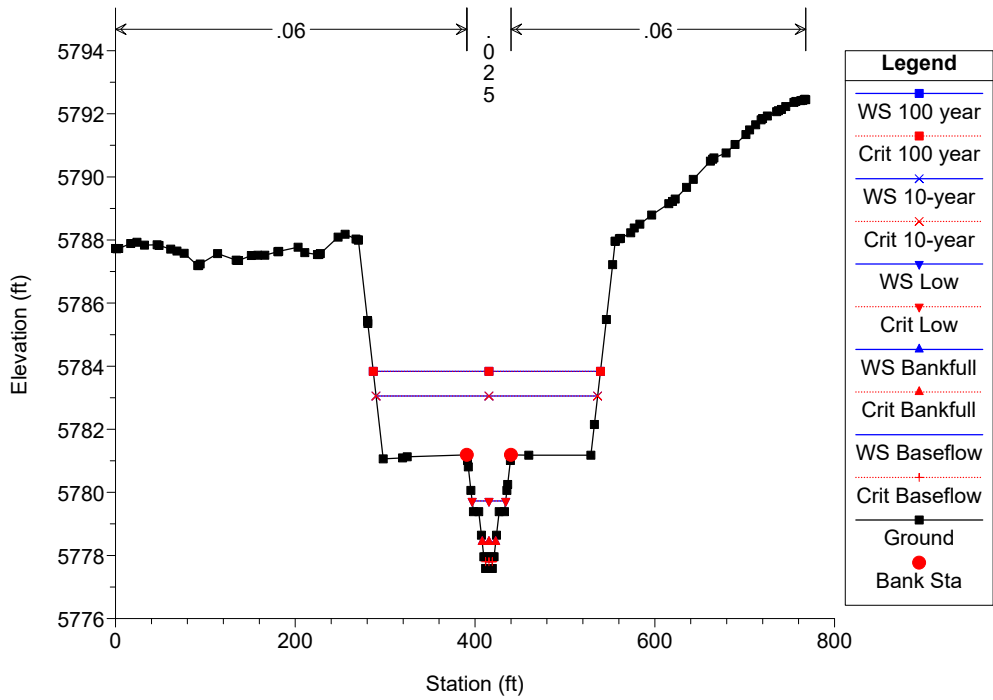
Large Scale Reach models Plan: Plan 03 5/4/2023



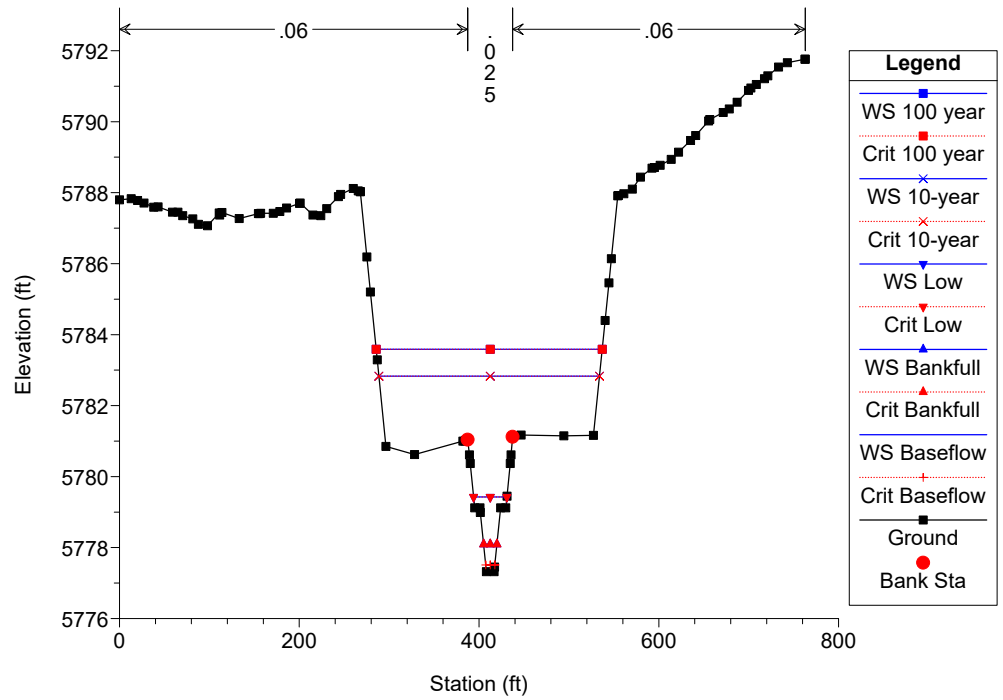
Large Scale Reach models Plan: Plan 03 5/4/2023



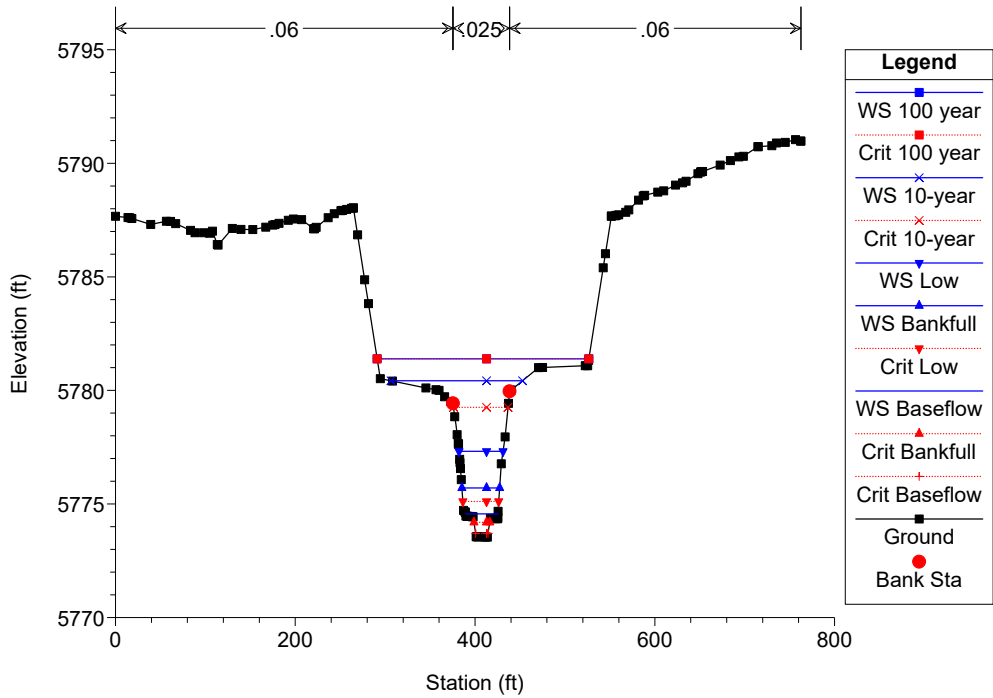
Large Scale Reach models Plan: Plan 03 5/4/2023



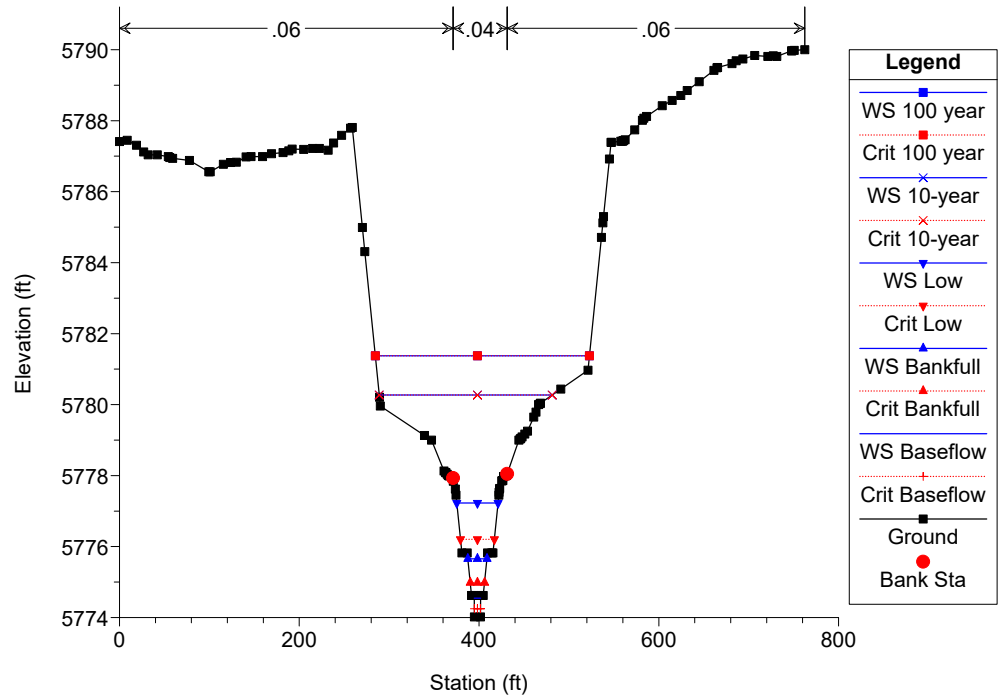
Large Scale Reach models Plan: Plan 03 5/4/2023



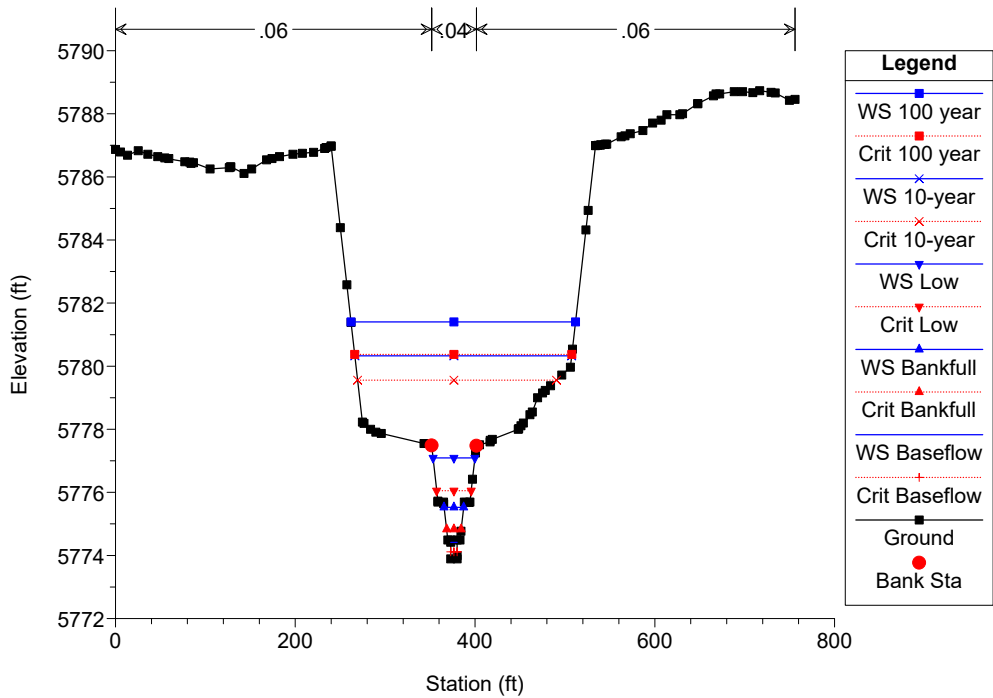
Large Scale Reach models Plan: Plan 03 5/4/2023



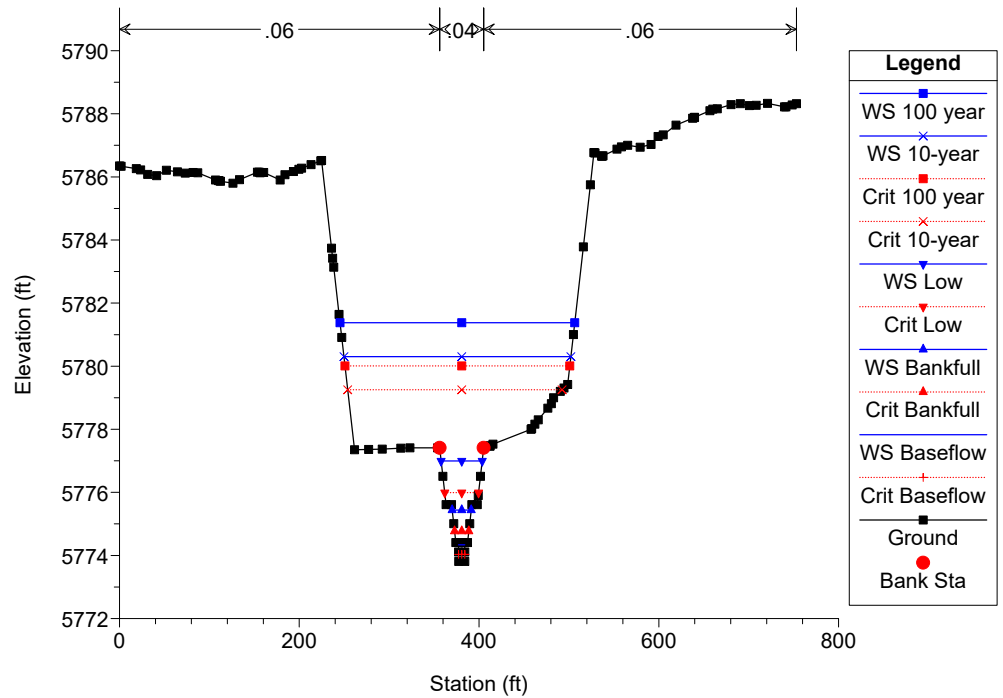
Large Scale Reach models Plan: Plan 03 5/4/2023



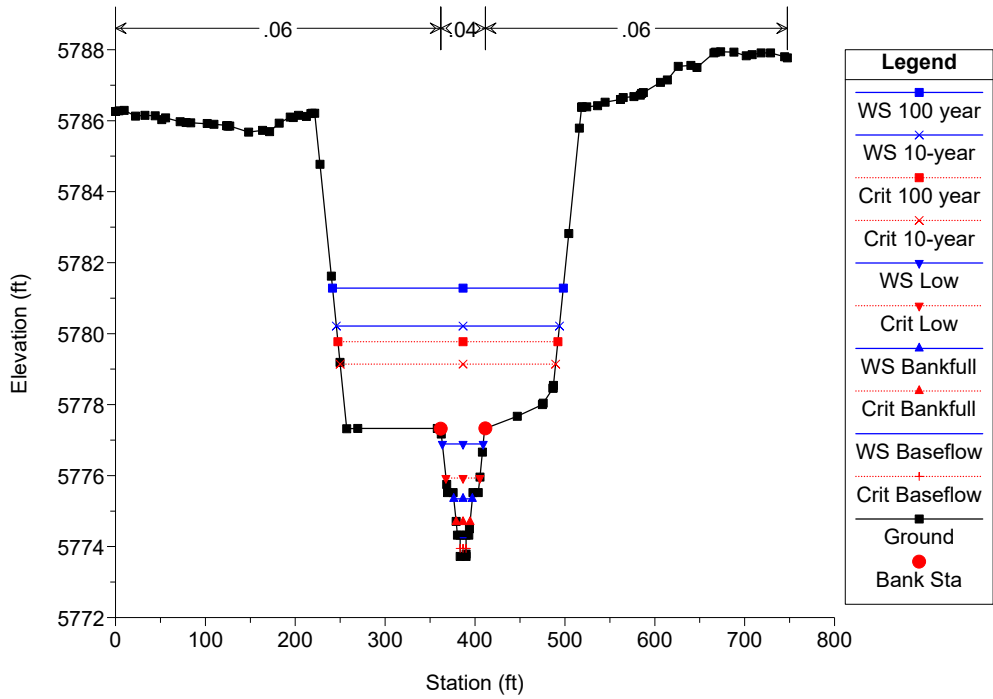
Large Scale Reach models Plan: Plan 03 5/4/2023



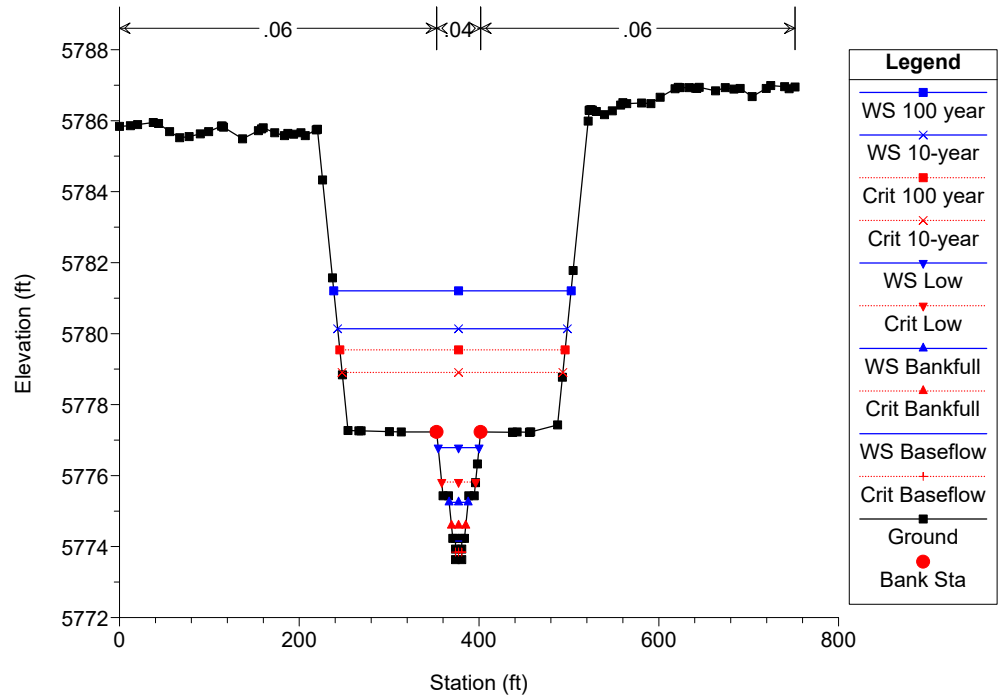
Large Scale Reach models Plan: Plan 03 5/4/2023



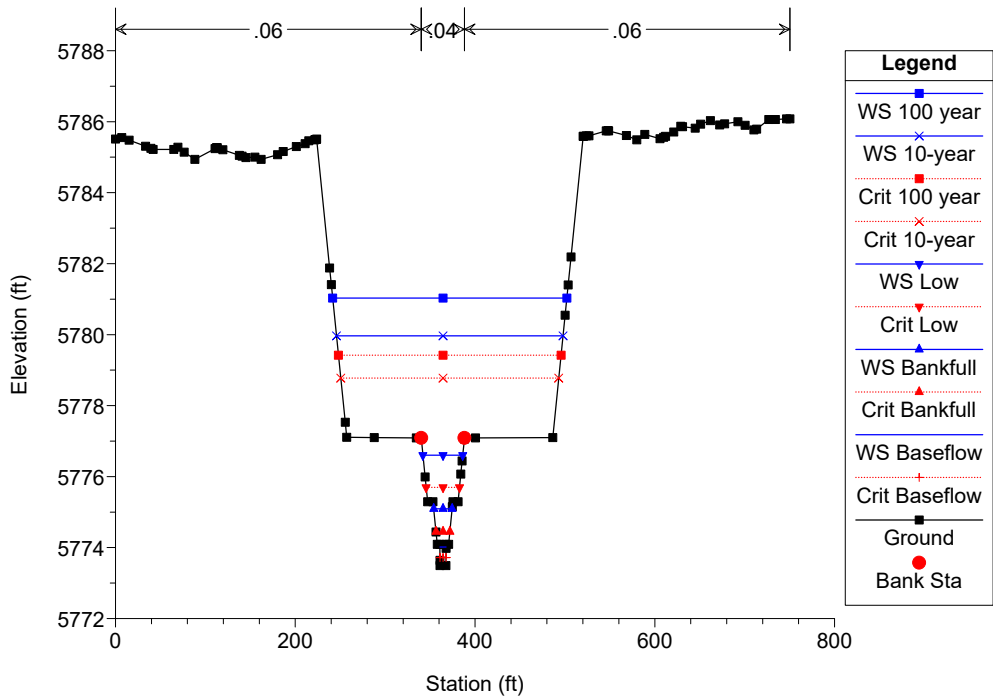
Large Scale Reach models Plan: Plan 03 5/4/2023



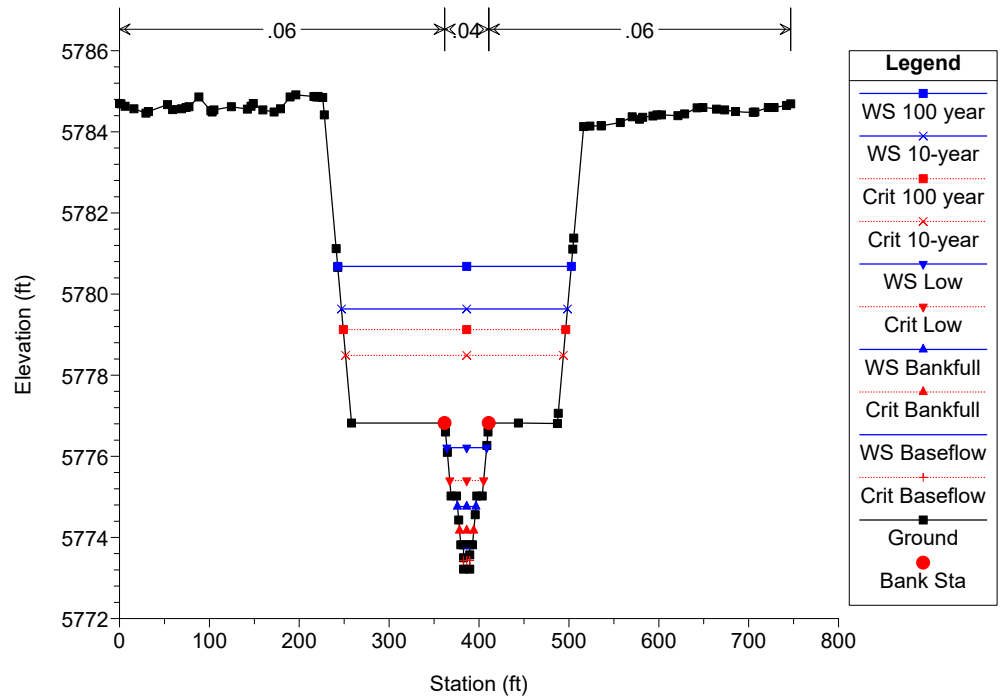
Large Scale Reach models Plan: Plan 03 5/4/2023



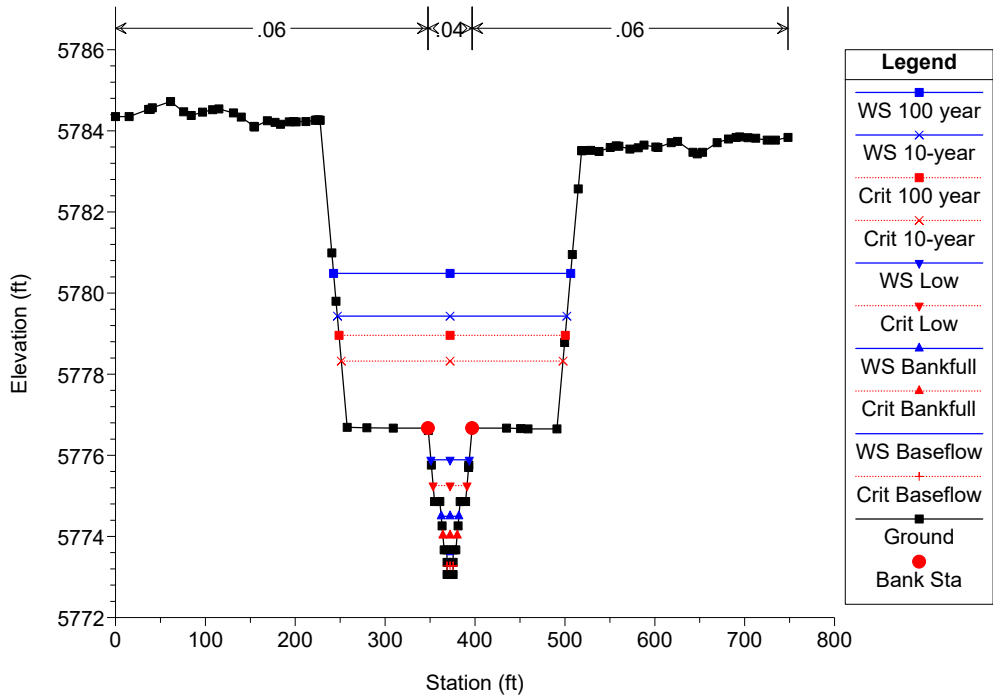
Large Scale Reach models Plan: Plan 03 5/4/2023



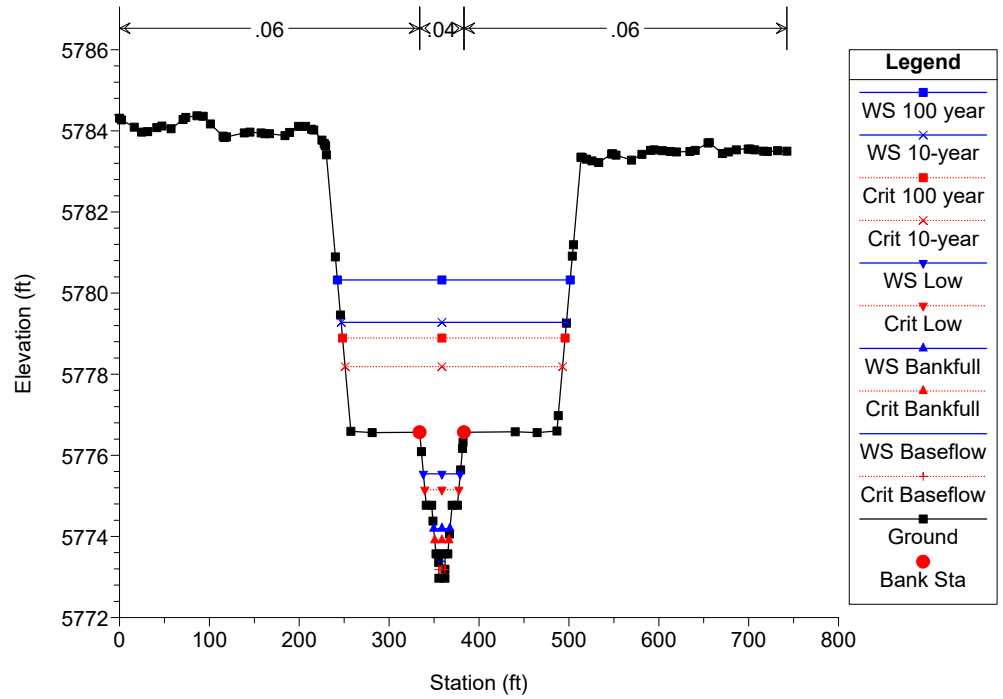
Large Scale Reach models Plan: Plan 03 5/4/2023



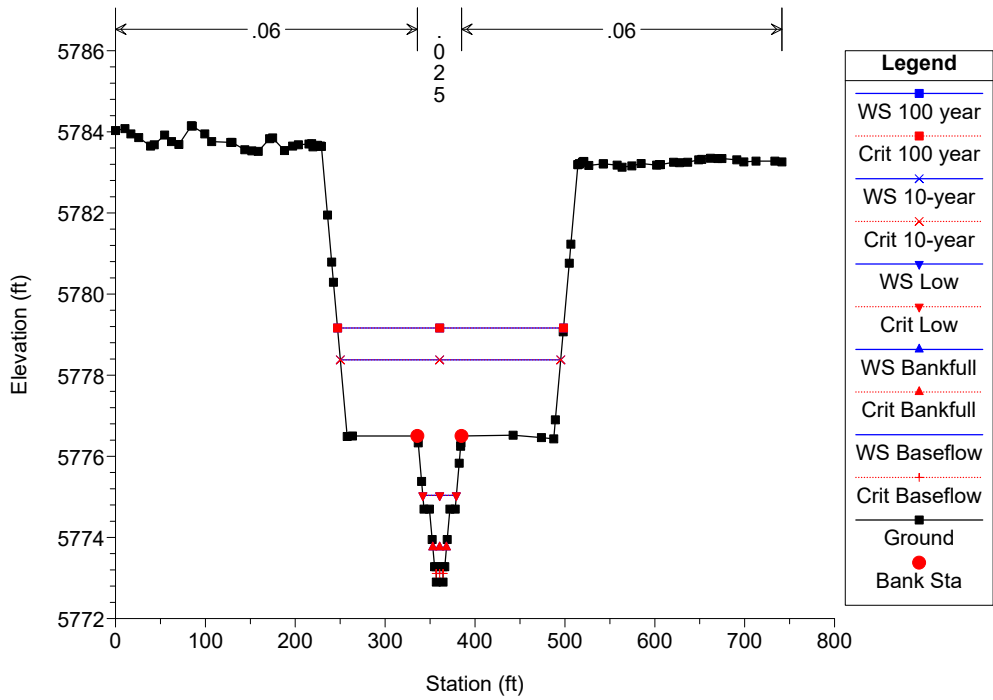
Large Scale Reach models Plan: Plan 03 5/4/2023



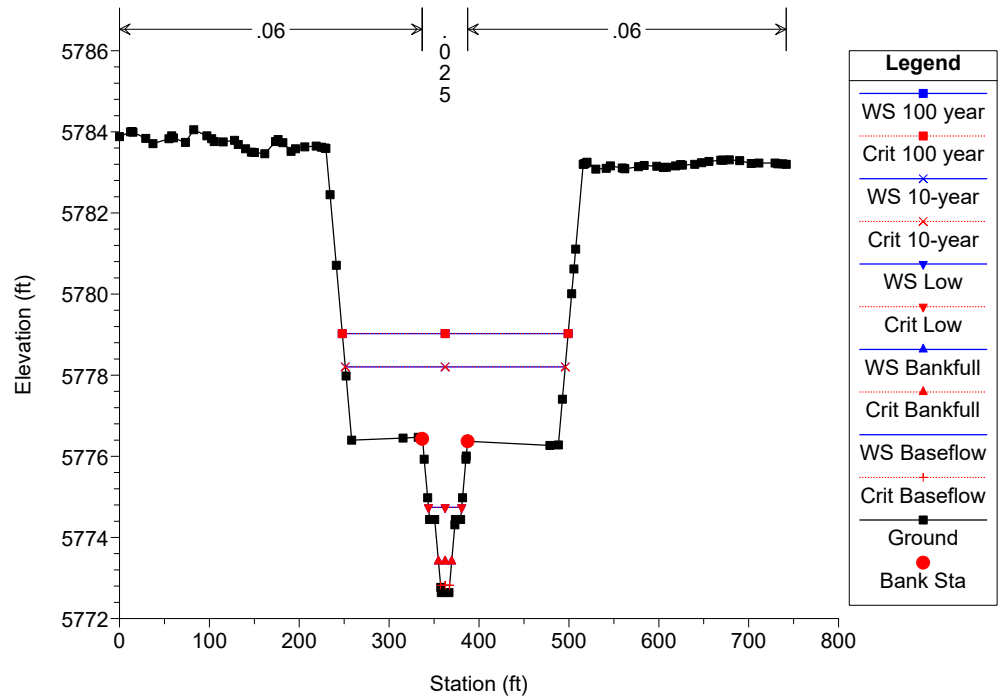
Large Scale Reach models Plan: Plan 03 5/4/2023



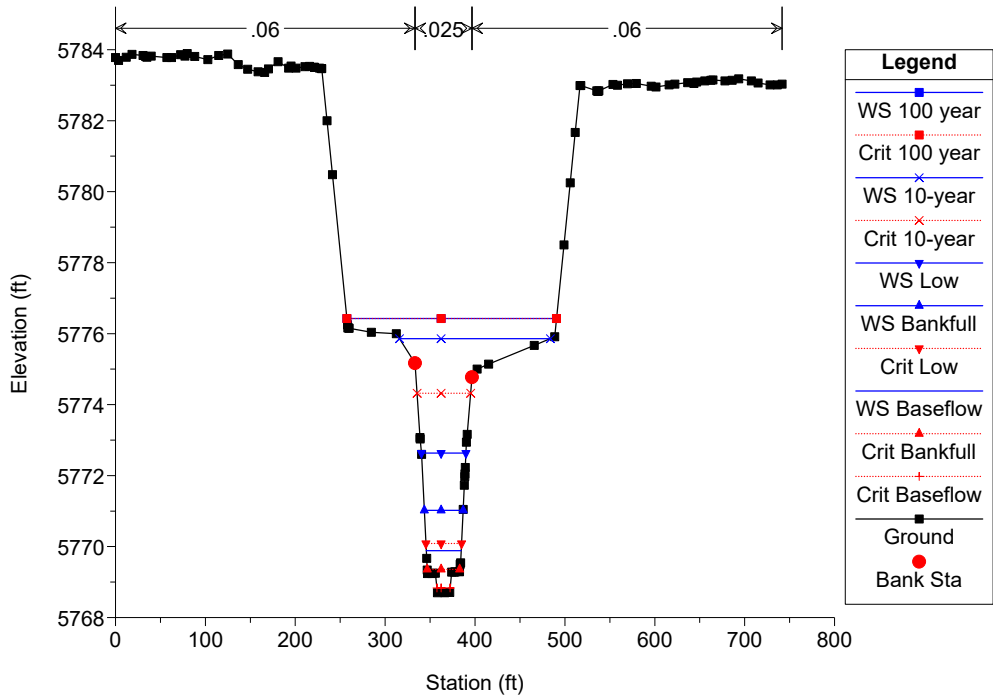
Large Scale Reach models Plan: Plan 03 5/4/2023



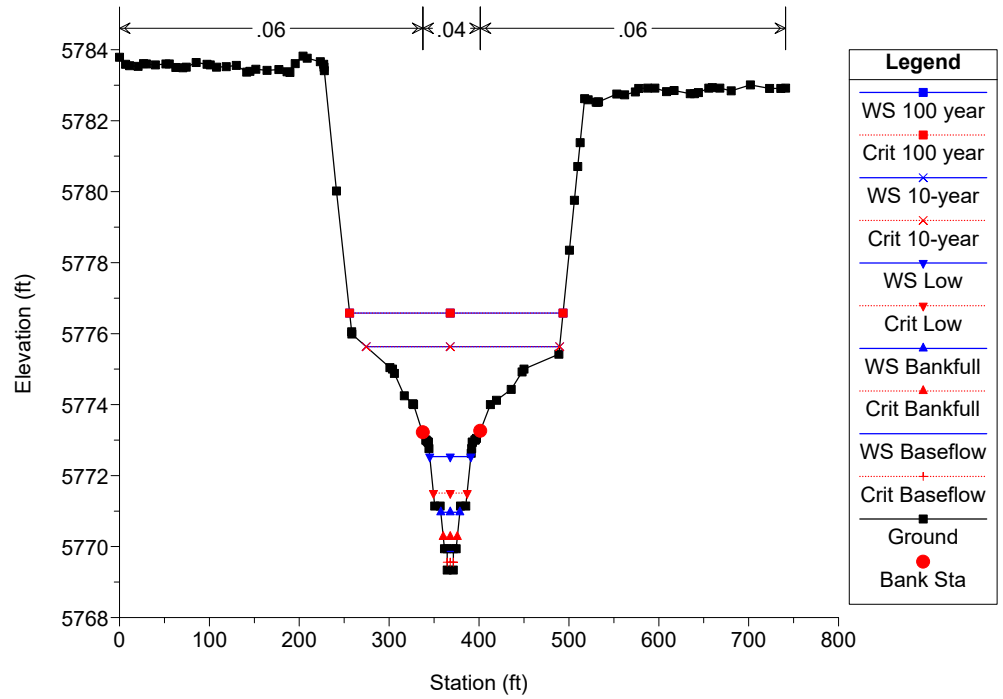
Large Scale Reach models Plan: Plan 03 5/4/2023



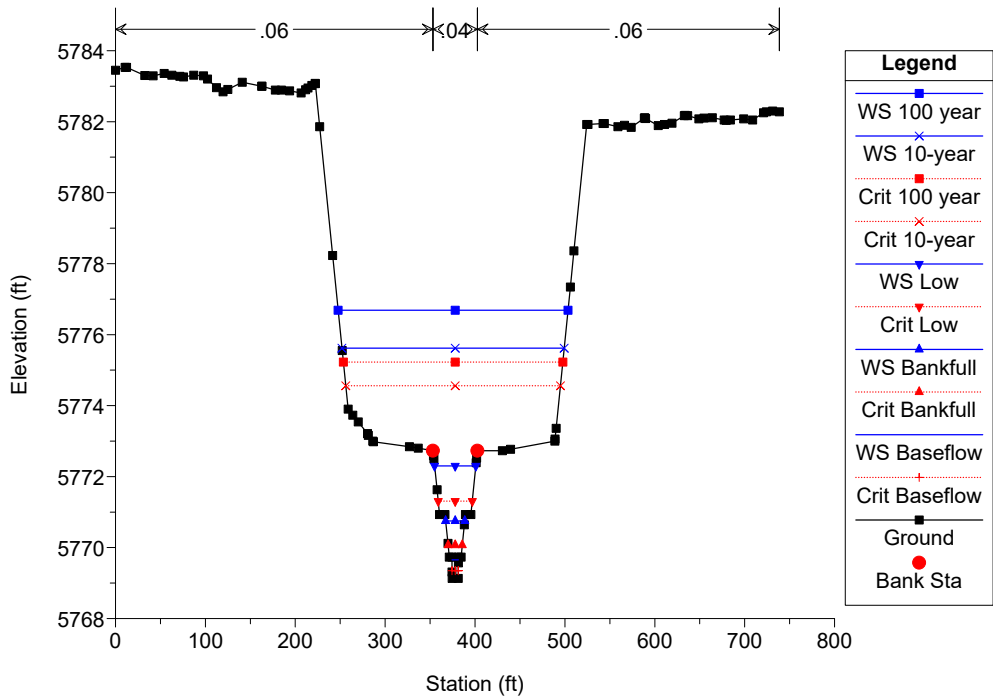
Large Scale Reach models Plan: Plan 03 5/4/2023



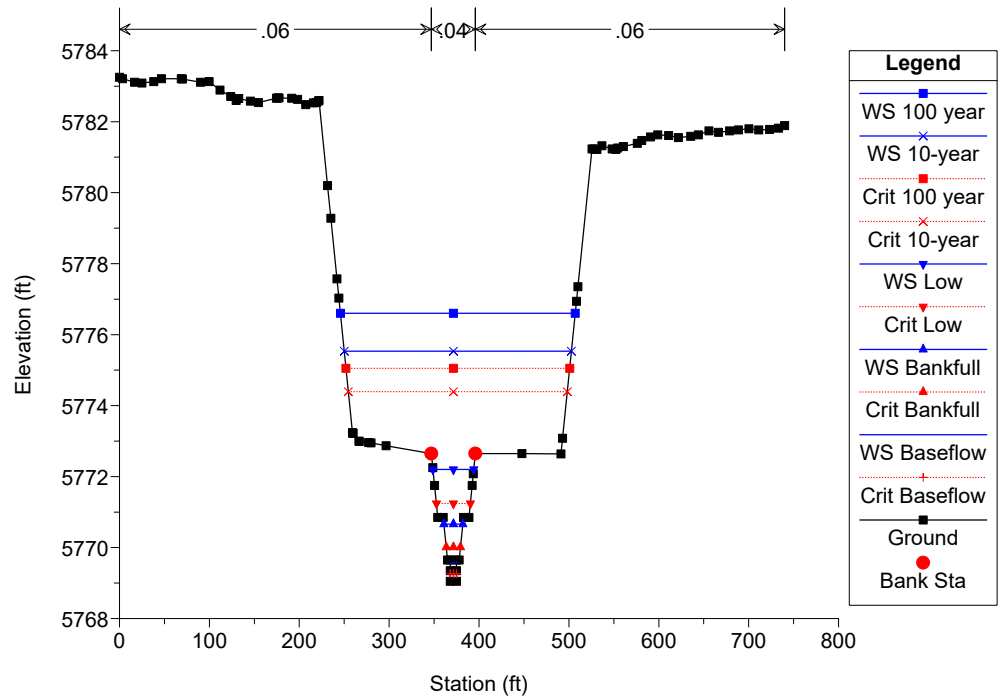
Large Scale Reach models Plan: Plan 03 5/4/2023



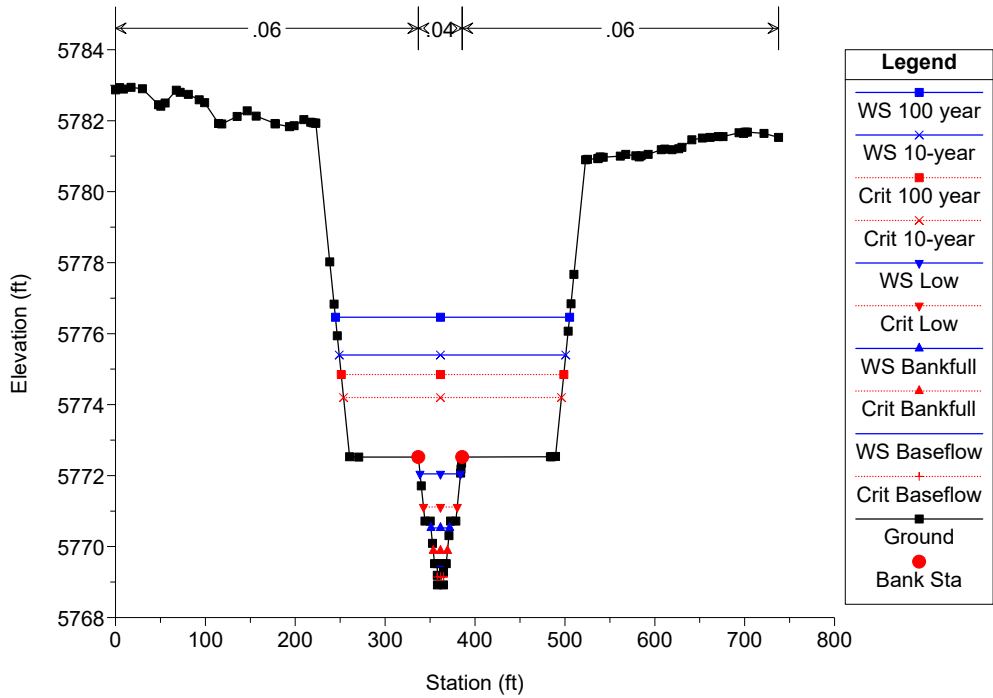
Large Scale Reach models Plan: Plan 03 5/4/2023



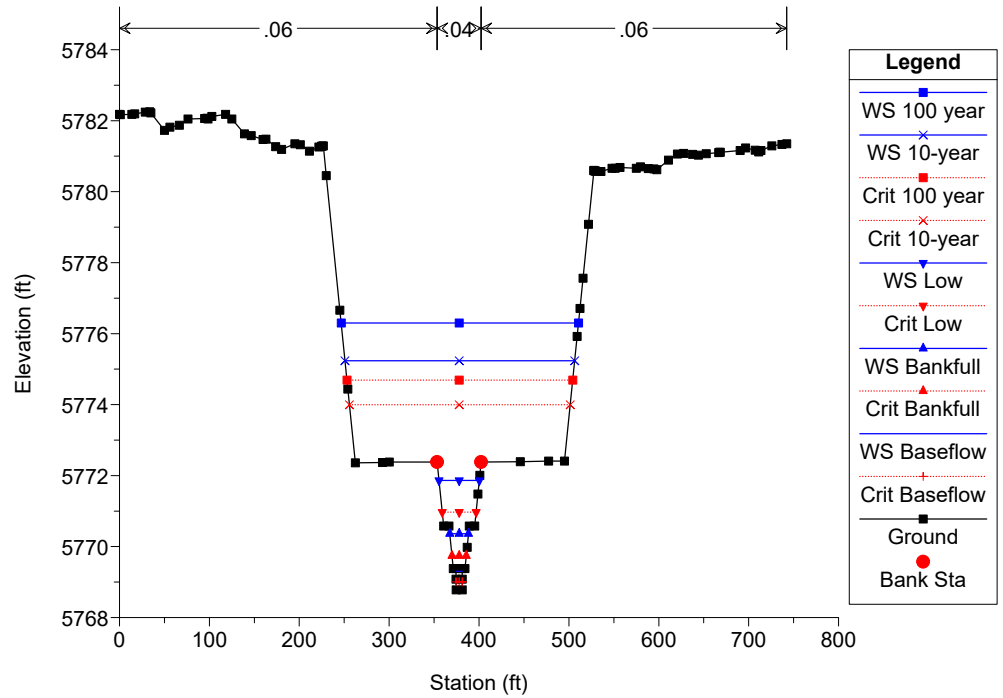
Large Scale Reach models Plan: Plan 03 5/4/2023



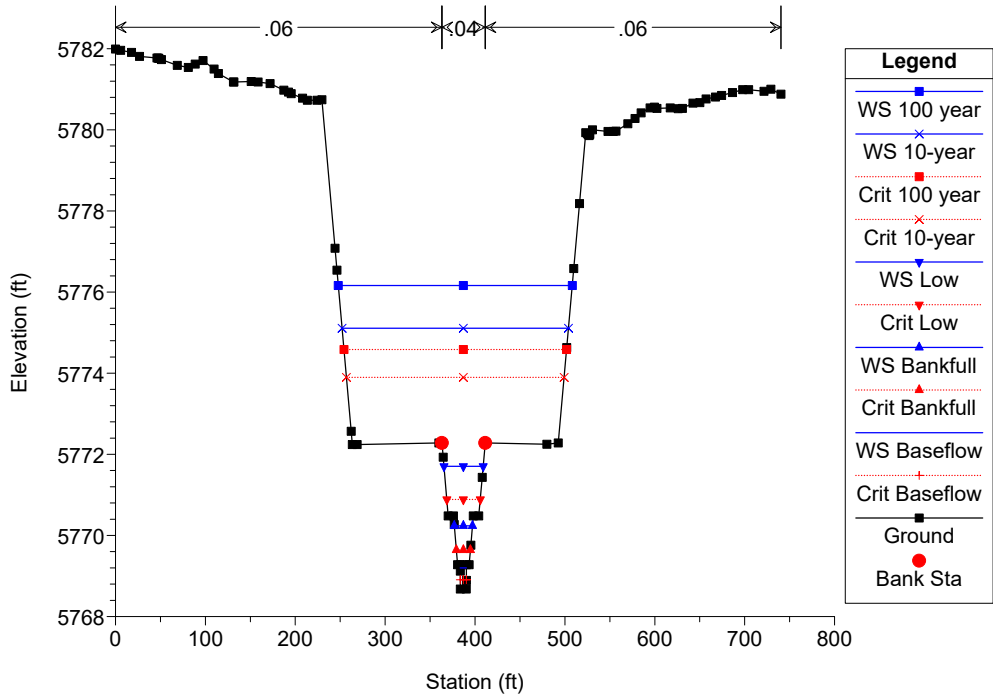
Large Scale Reach models Plan: Plan 03 5/4/2023



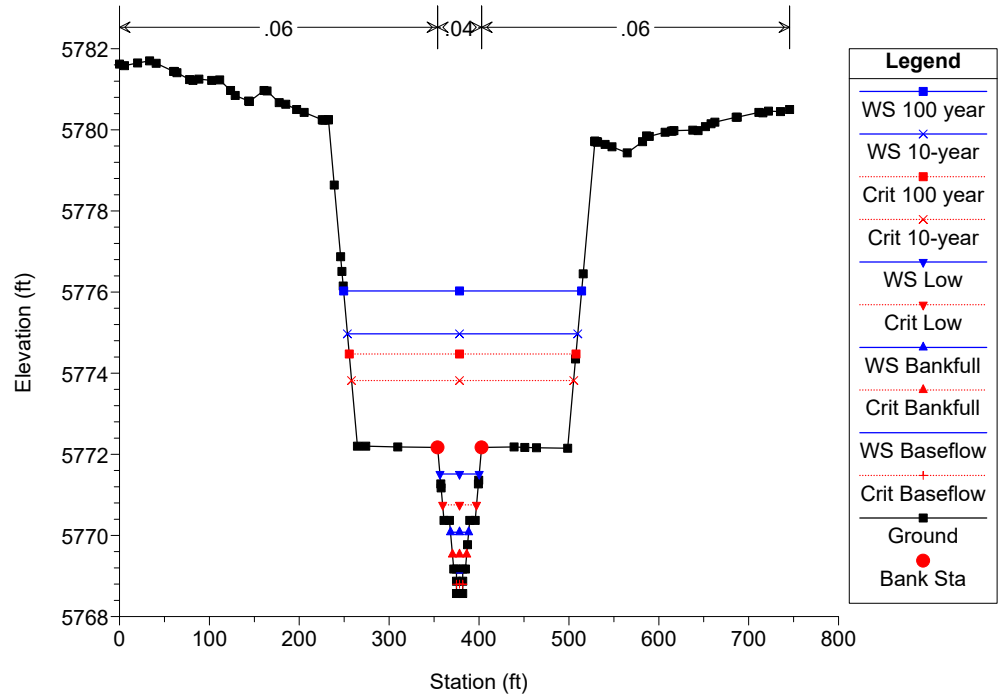
Large Scale Reach models Plan: Plan 03 5/4/2023



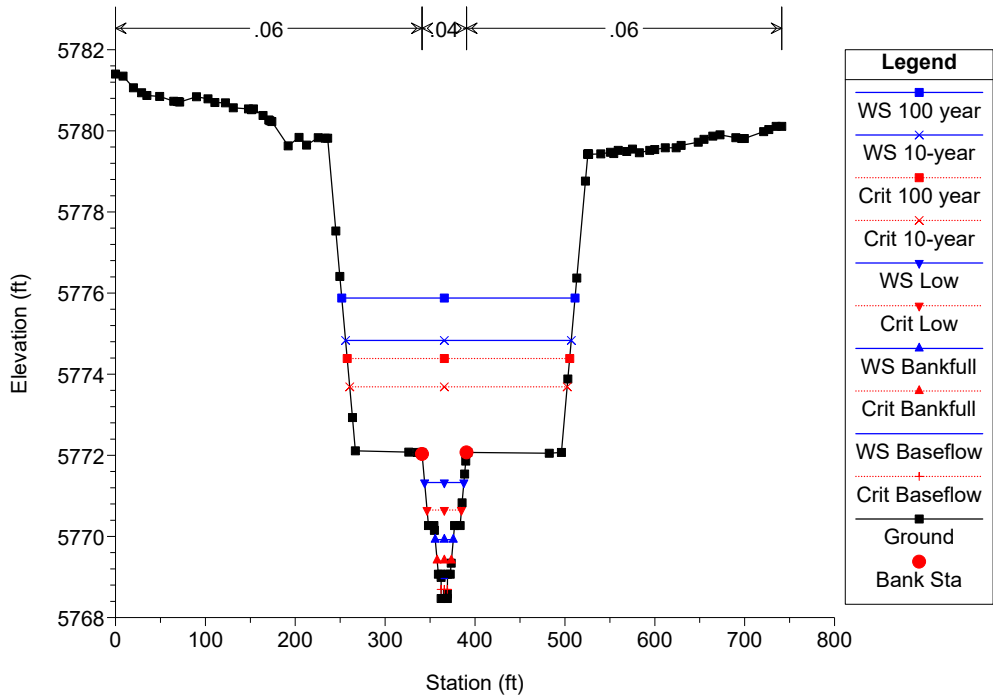
Large Scale Reach models Plan: Plan 03 5/4/2023



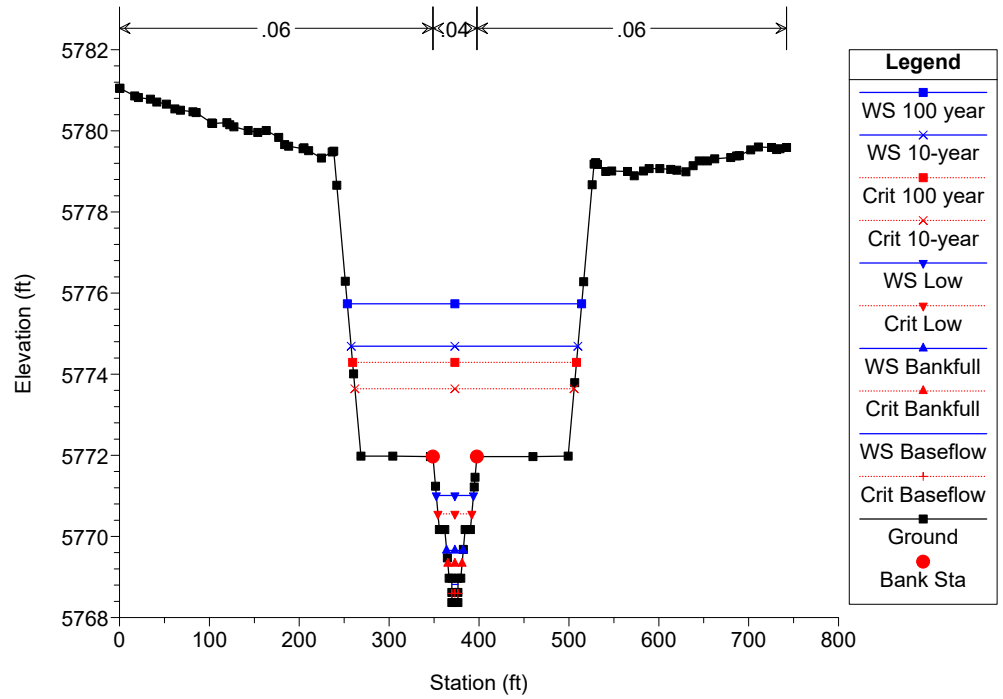
Large Scale Reach models Plan: Plan 03 5/4/2023



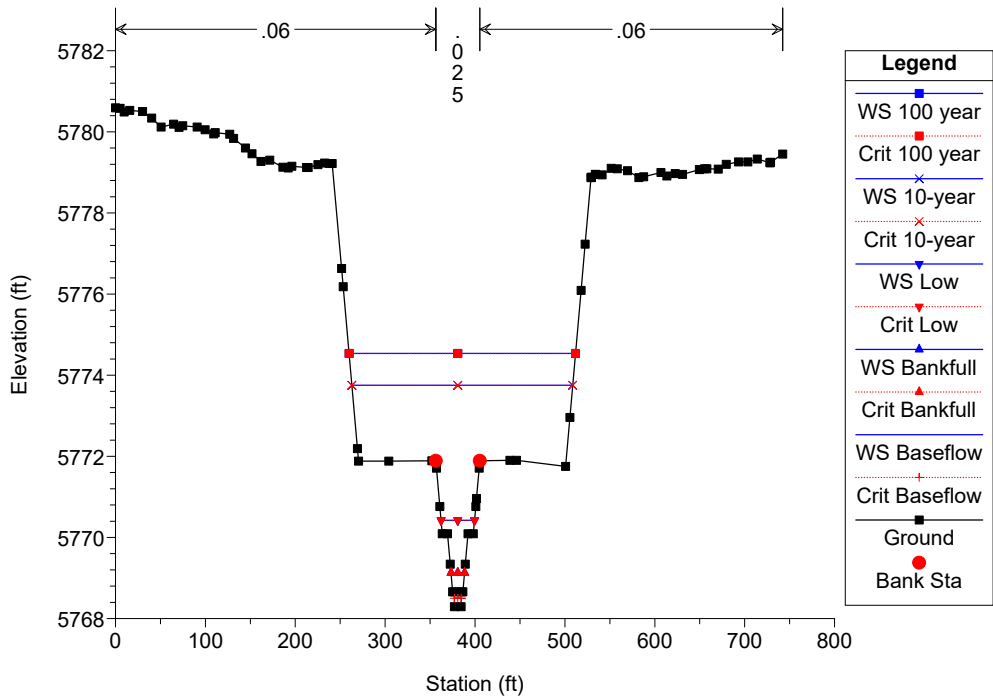
Large Scale Reach models Plan: Plan 03 5/4/2023



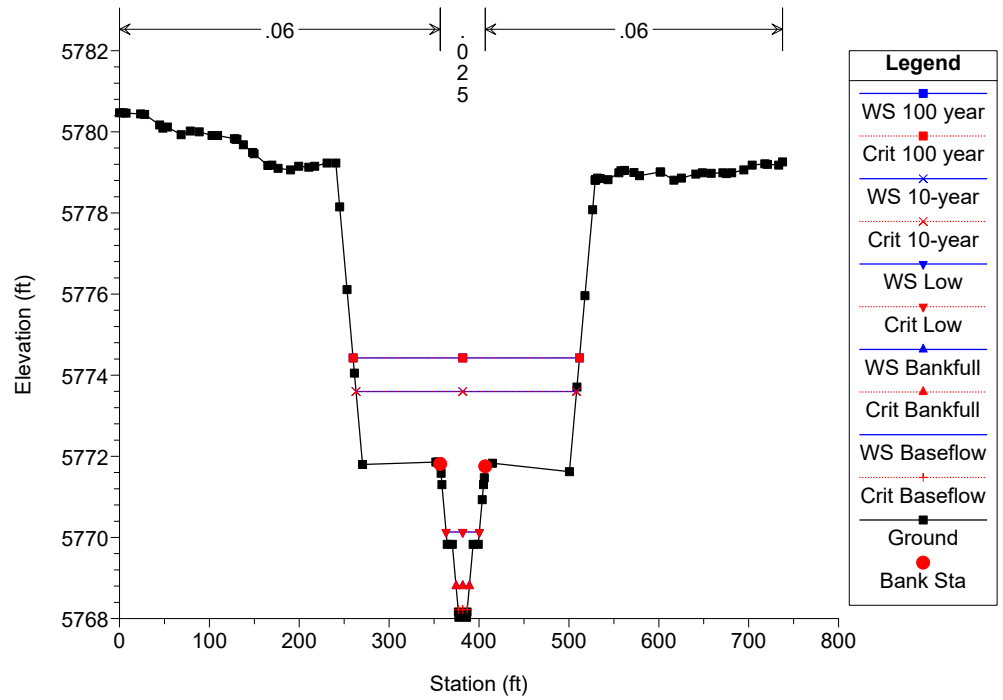
Large Scale Reach models Plan: Plan 03 5/4/2023



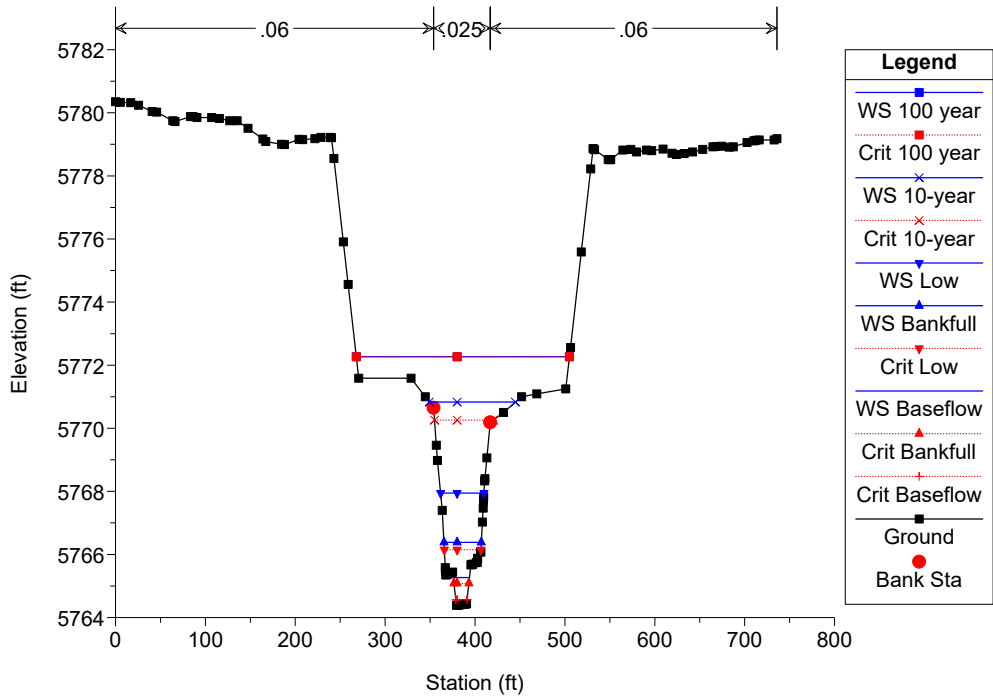
Large Scale Reach models Plan: Plan 03 5/4/2023



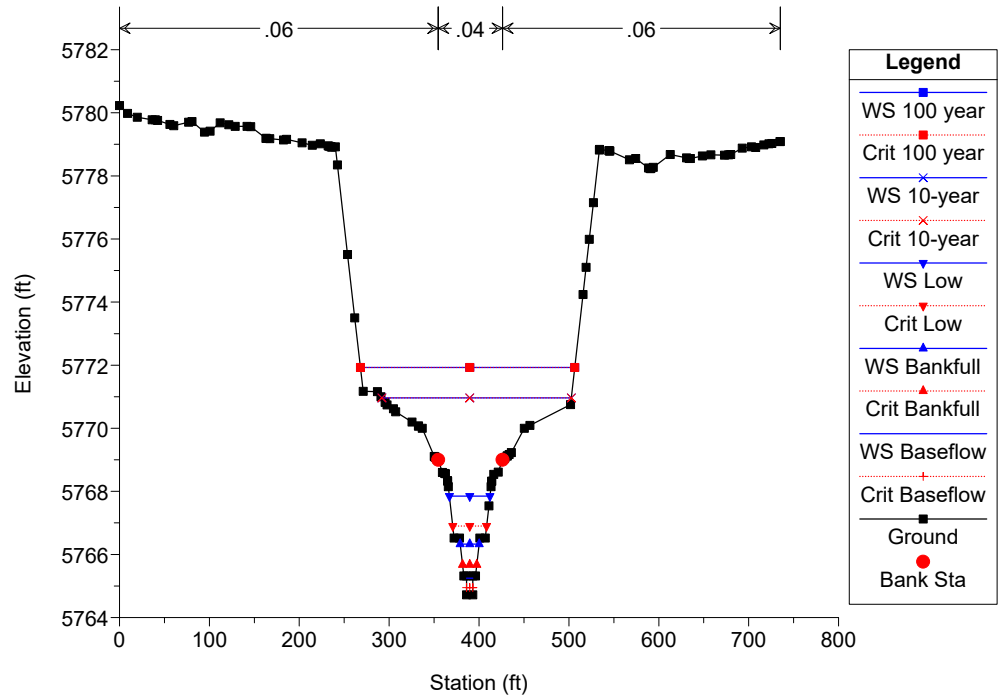
Large Scale Reach models Plan: Plan 03 5/4/2023



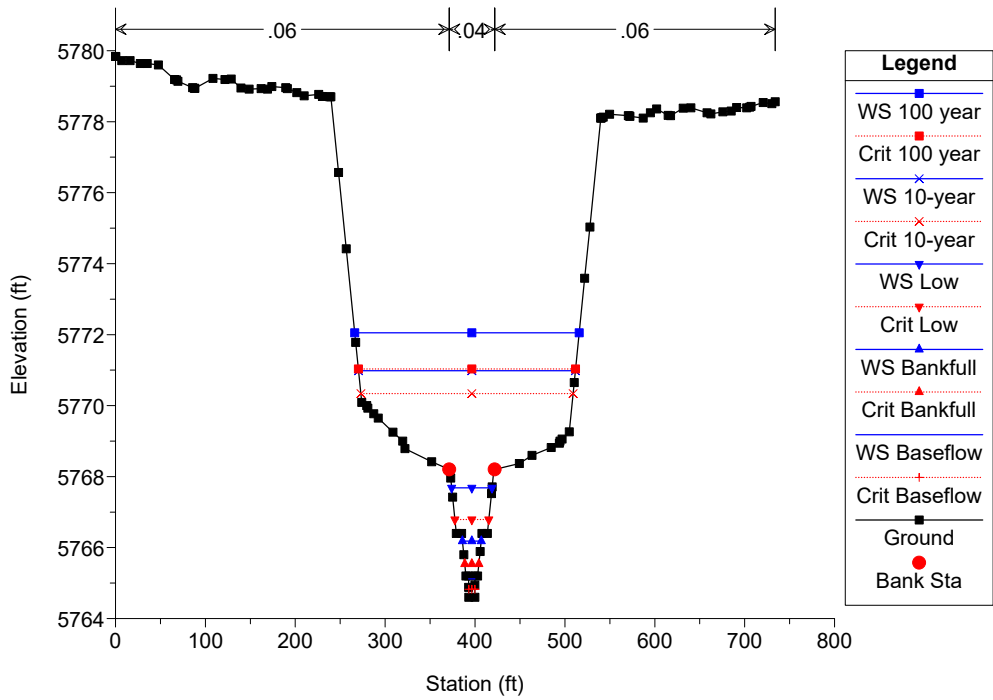
Large Scale Reach models Plan: Plan 03 5/4/2023



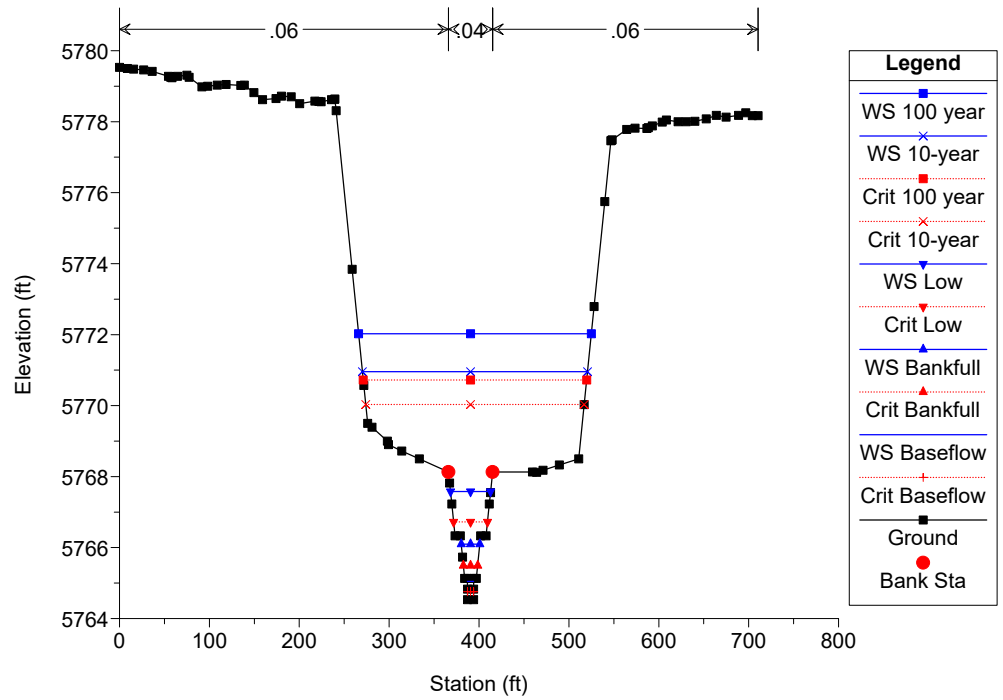
Large Scale Reach models Plan: Plan 03 5/4/2023



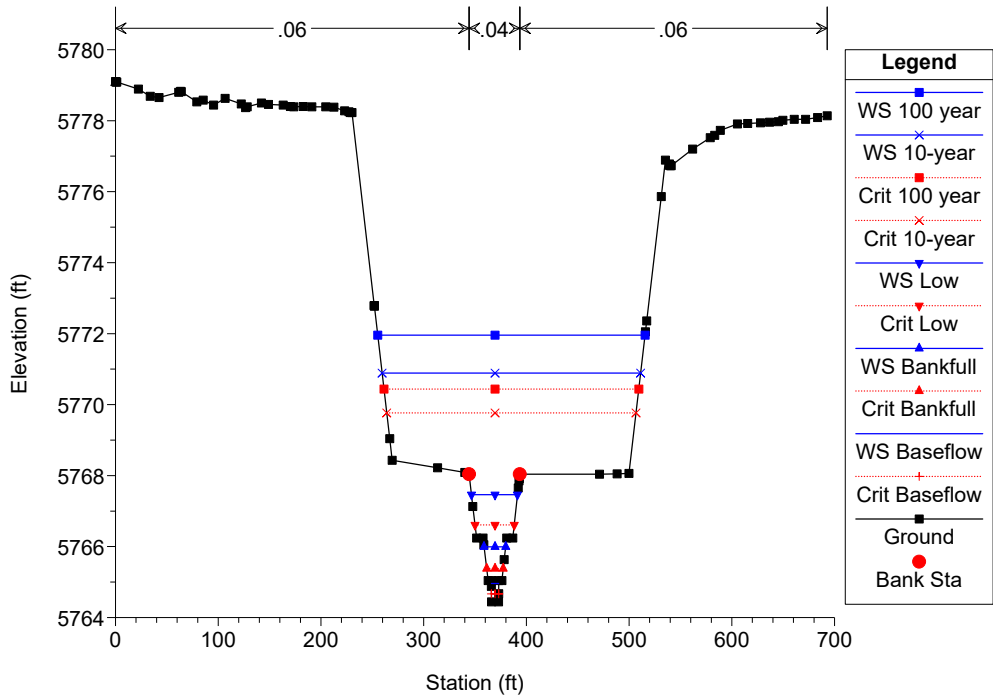
Large Scale Reach models Plan: Plan 03 5/4/2023



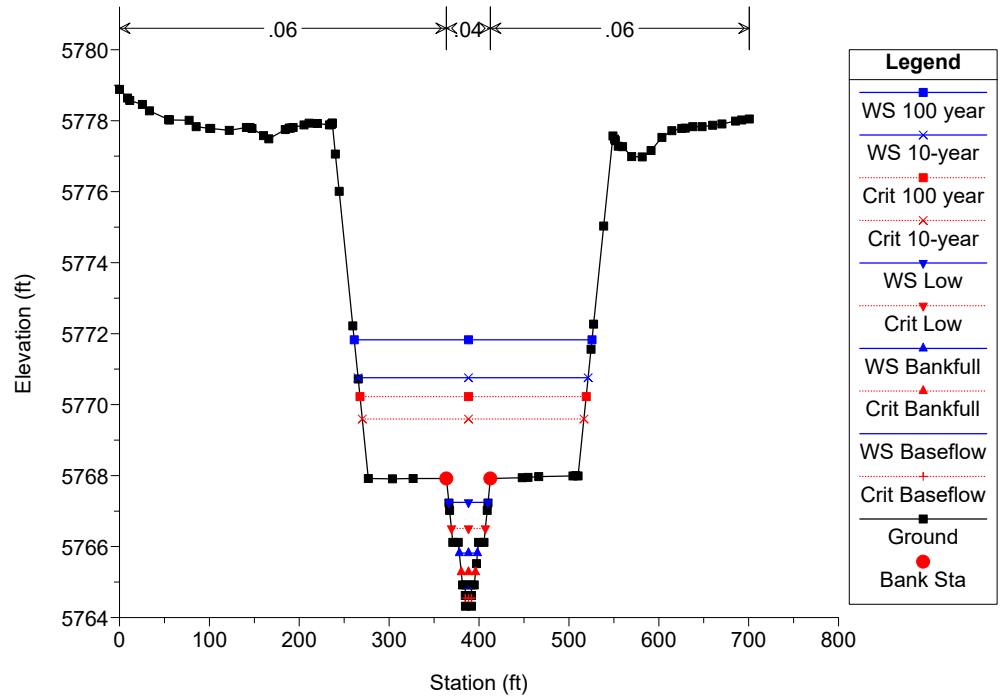
Large Scale Reach models Plan: Plan 03 5/4/2023



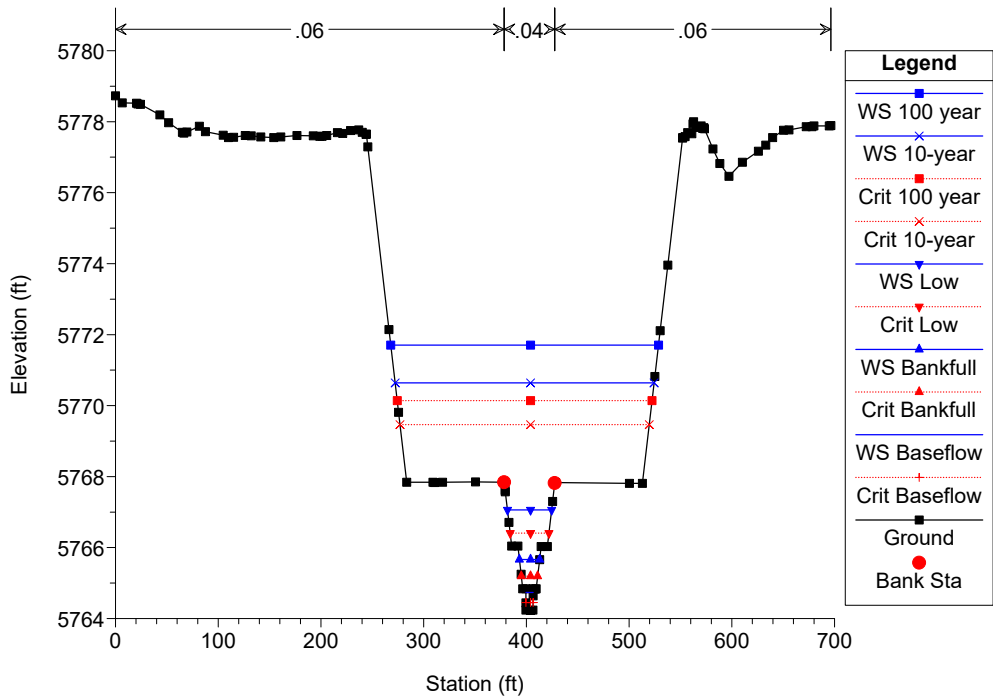
Large Scale Reach models Plan: Plan 03 5/4/2023



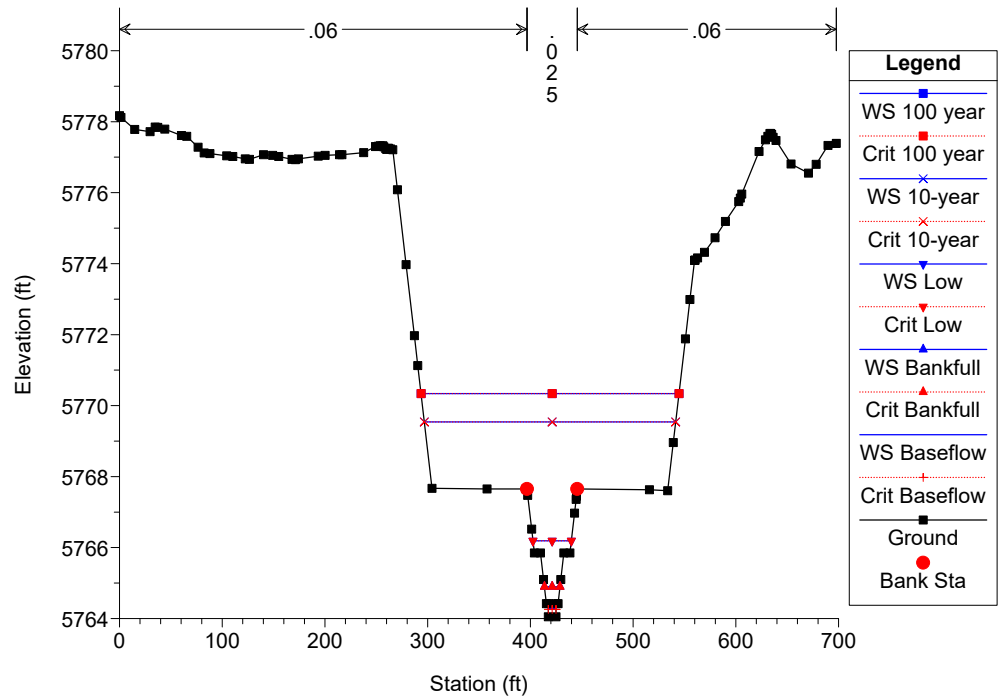
Large Scale Reach models Plan: Plan 03 5/4/2023



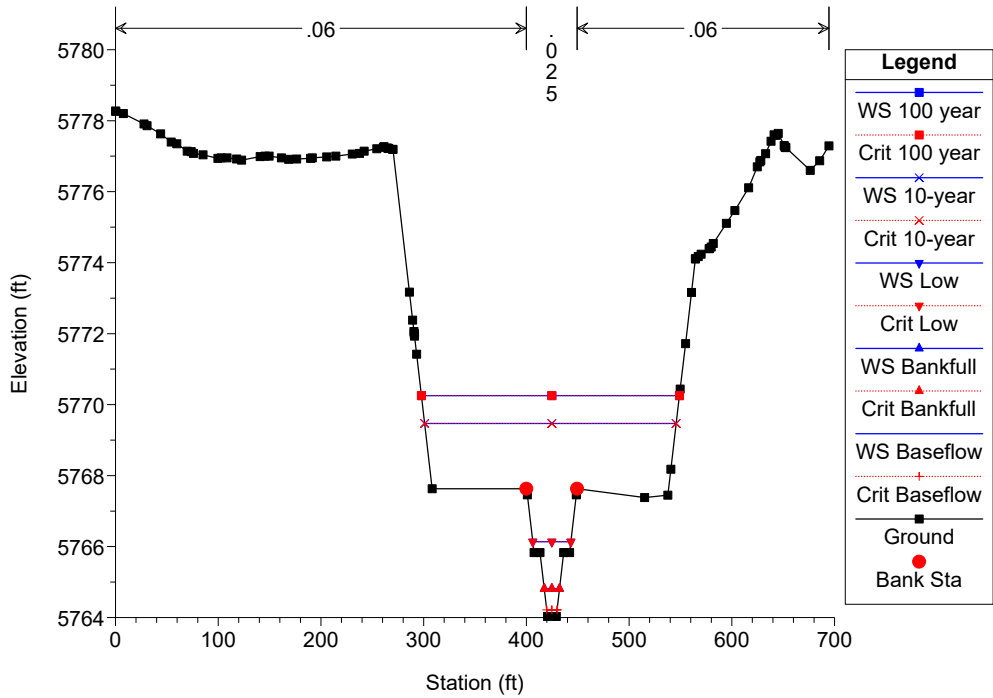
Large Scale Reach models Plan: Plan 03 5/4/2023



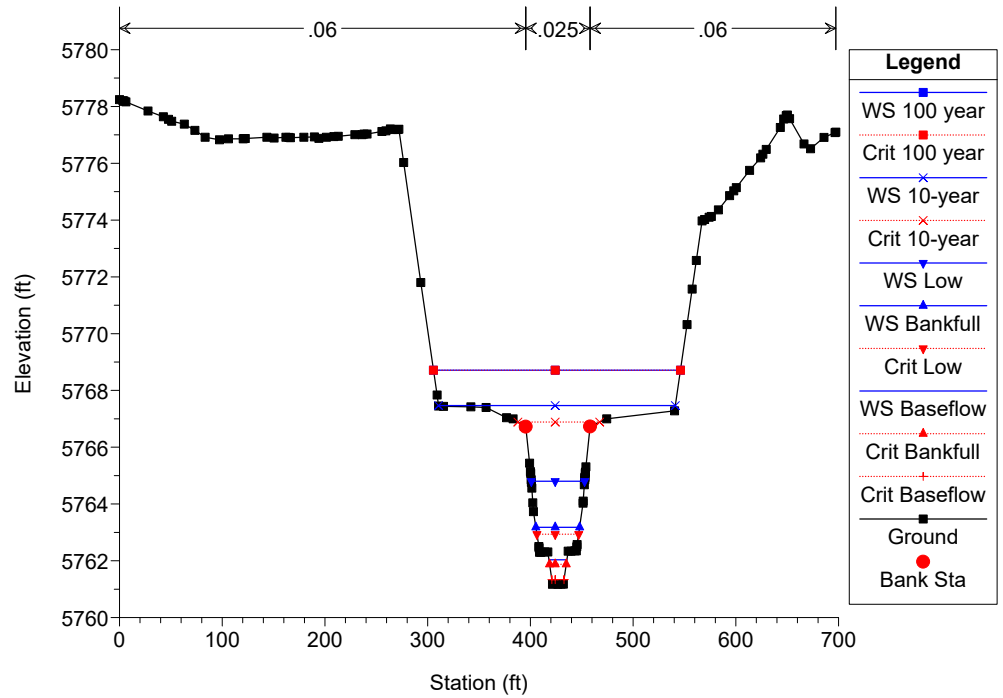
Large Scale Reach models Plan: Plan 03 5/4/2023



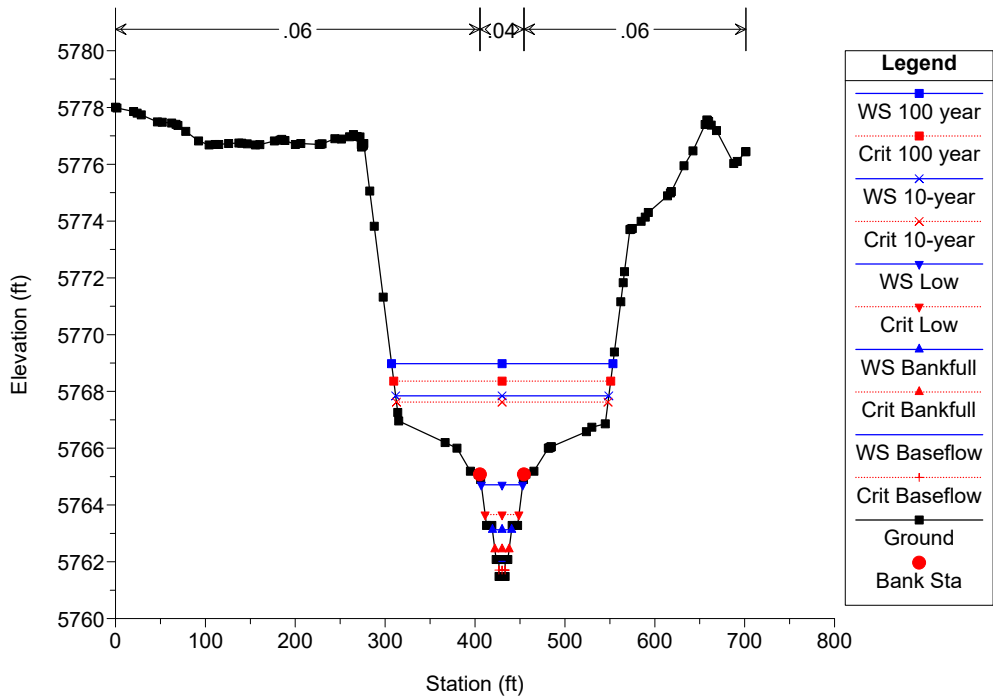
Large Scale Reach models Plan: Plan 03 5/4/2023



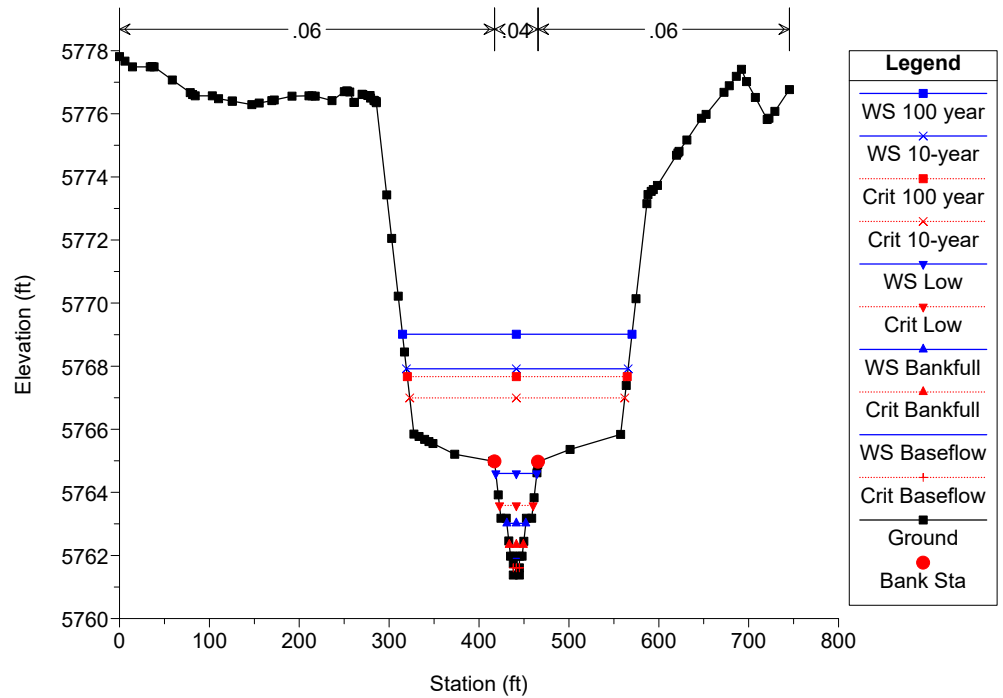
Large Scale Reach models Plan: Plan 03 5/4/2023



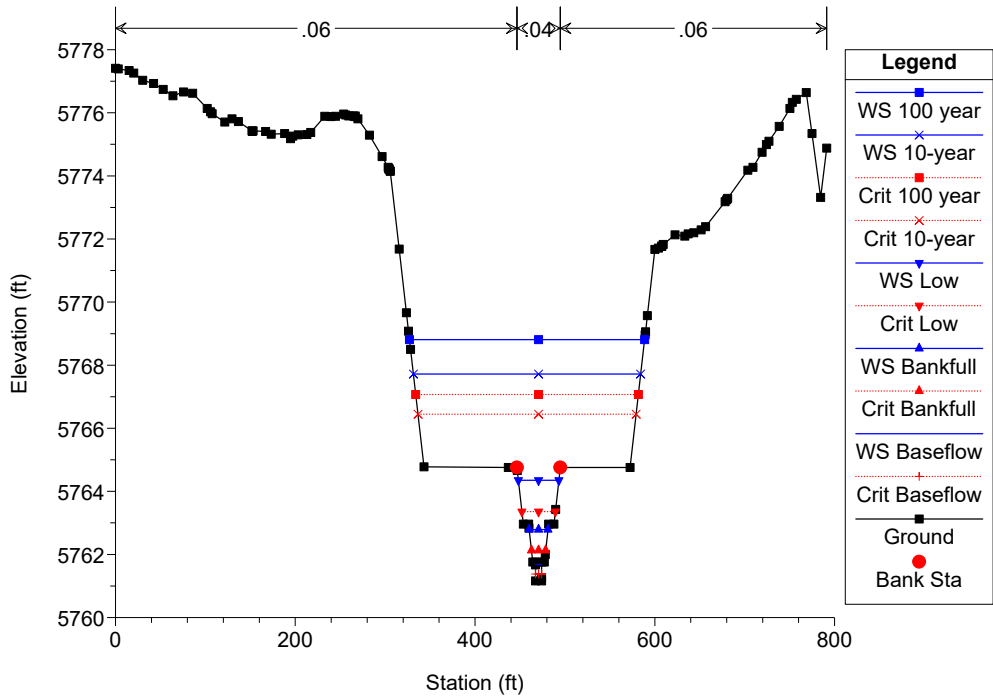
Large Scale Reach models Plan: Plan 03 5/4/2023



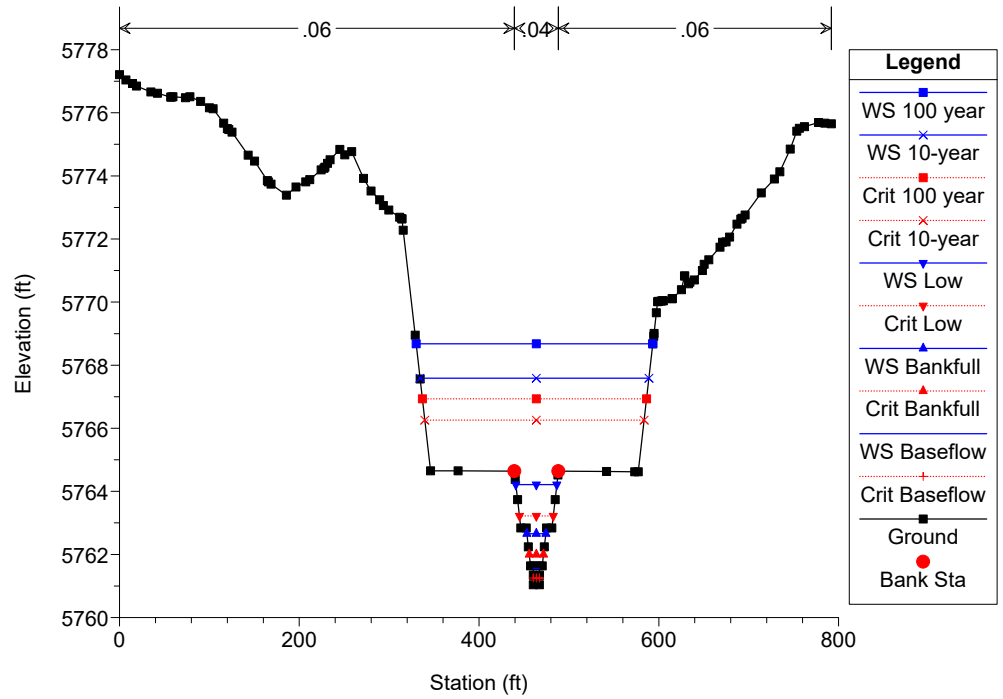
Large Scale Reach models Plan: Plan 03 5/4/2023



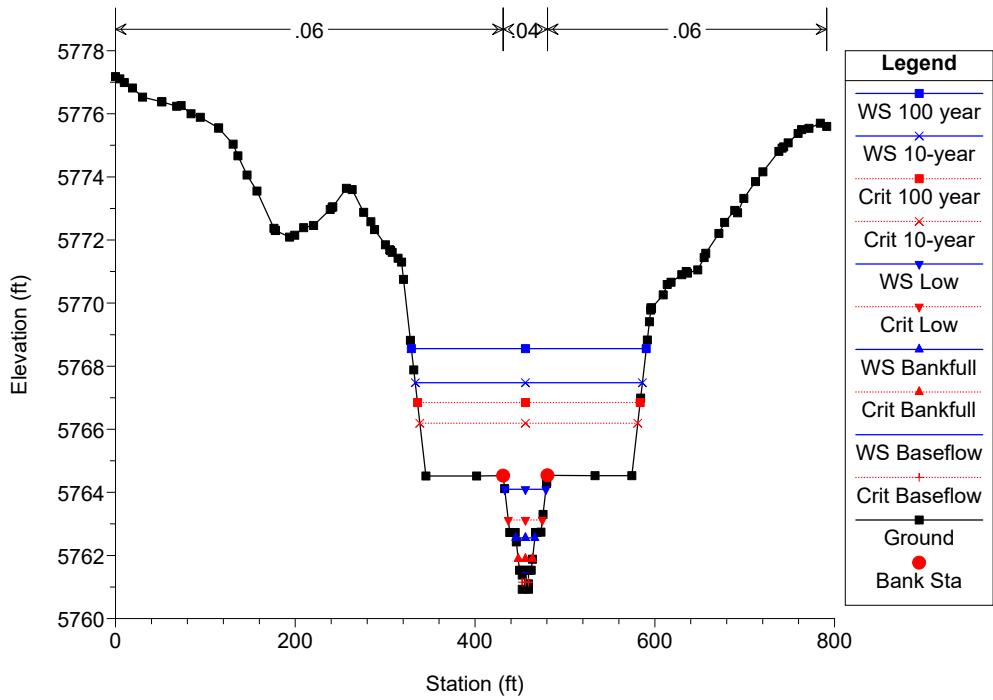
Large Scale Reach models Plan: Plan 03 5/4/2023



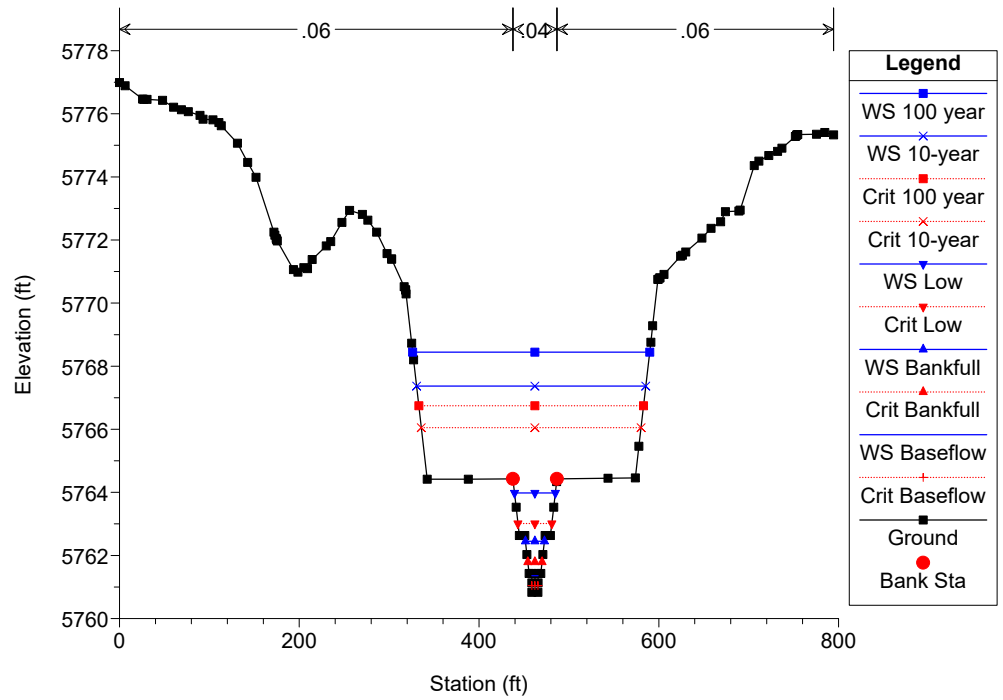
Large Scale Reach models Plan: Plan 03 5/4/2023



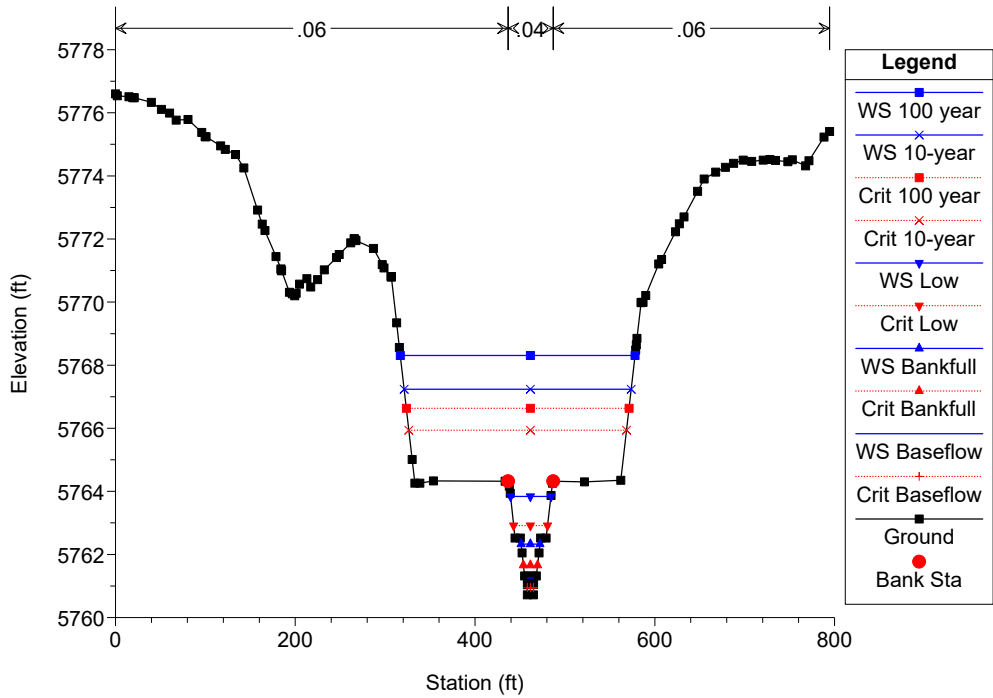
Large Scale Reach models Plan: Plan 03 5/4/2023



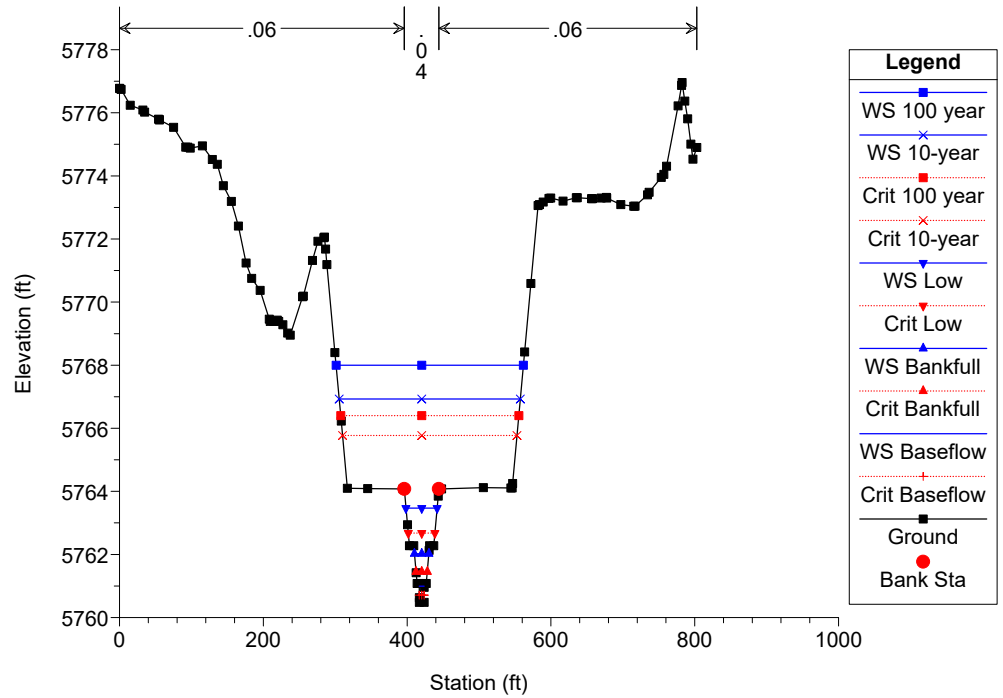
Large Scale Reach models Plan: Plan 03 5/4/2023



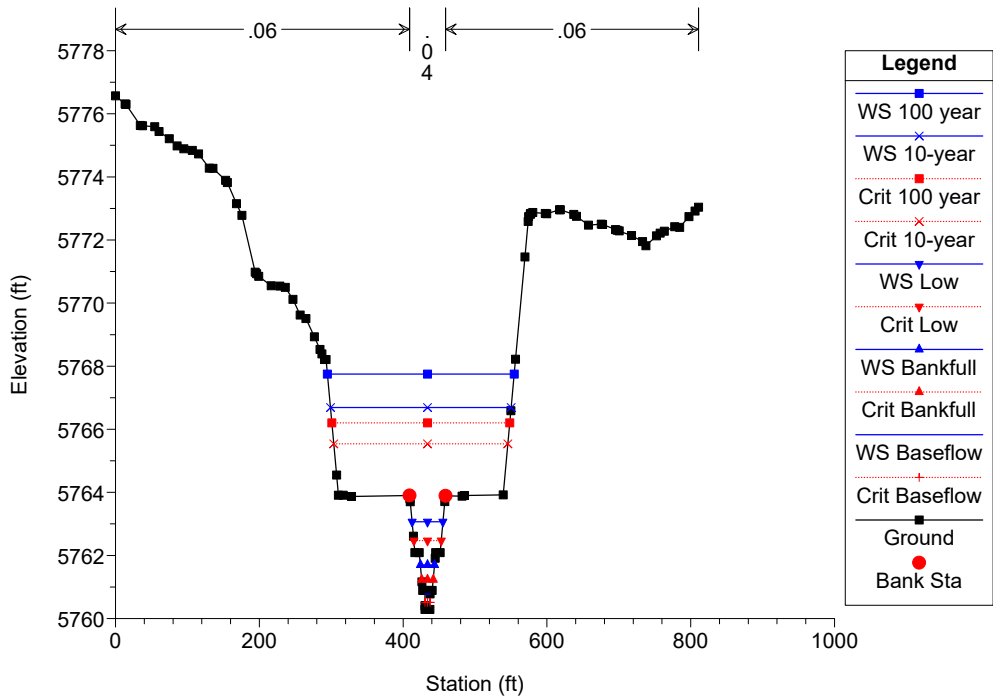
Large Scale Reach models Plan: Plan 03 5/4/2023



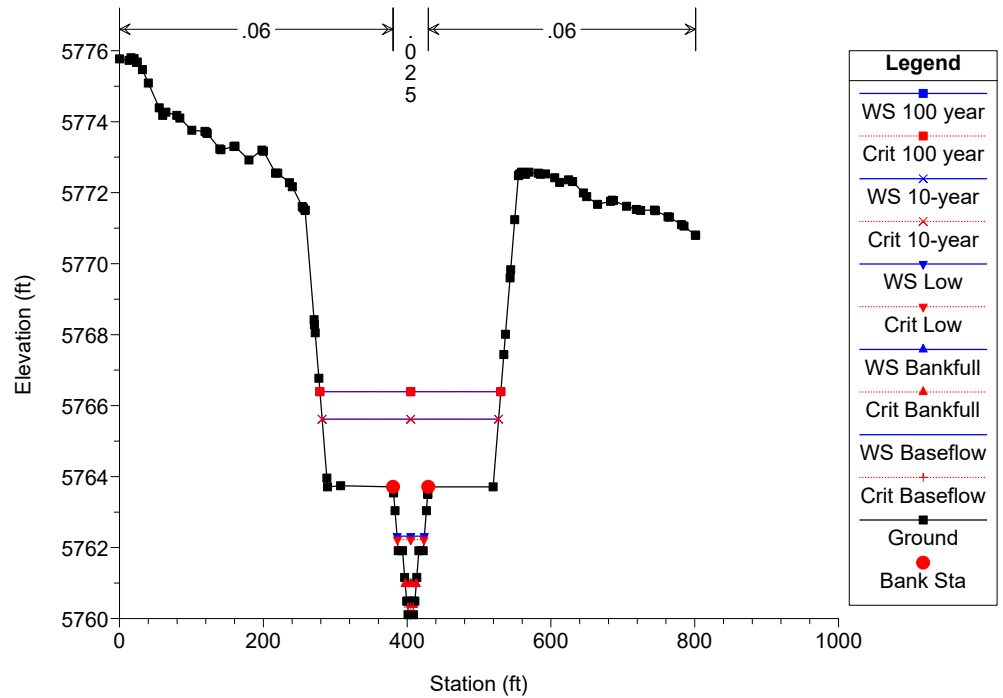
Large Scale Reach models Plan: Plan 03 5/4/2023



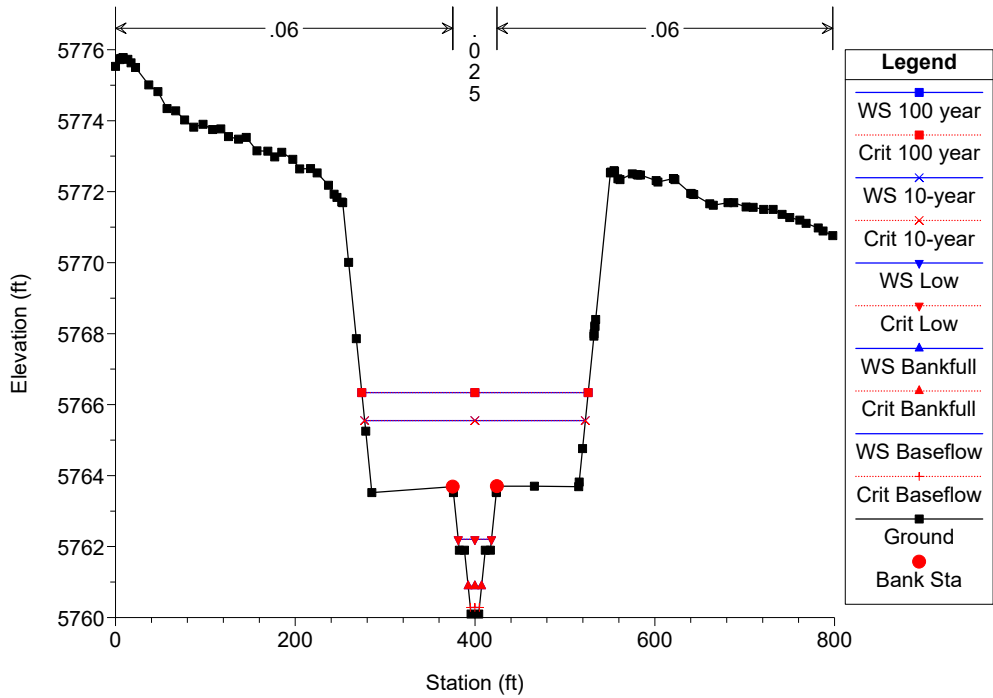
Large Scale Reach models Plan: Plan 03 5/4/2023



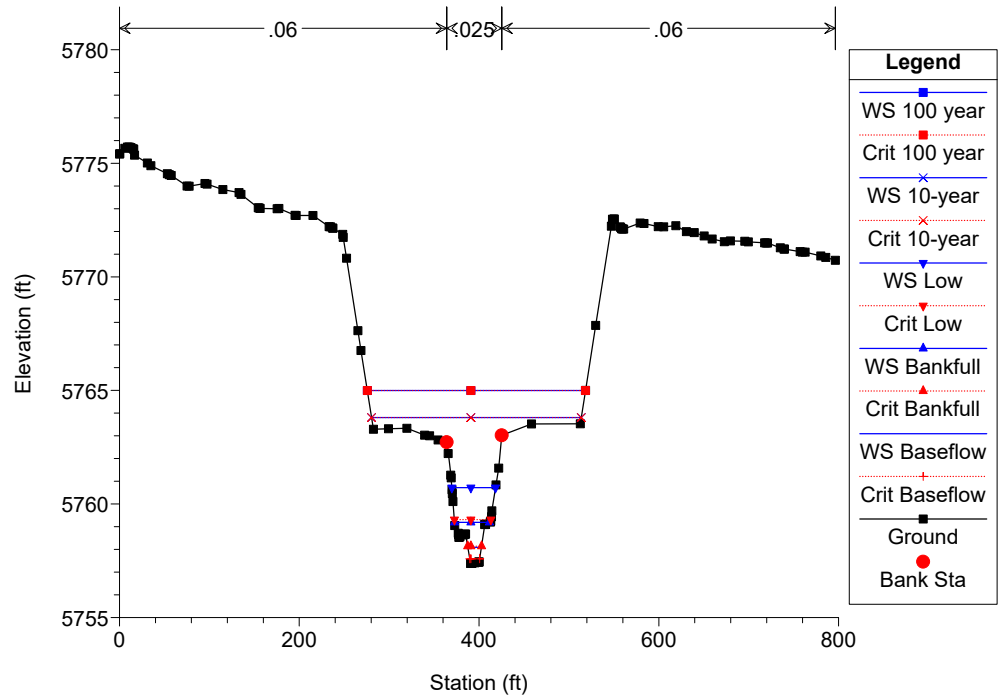
Large Scale Reach models Plan: Plan 03 5/4/2023



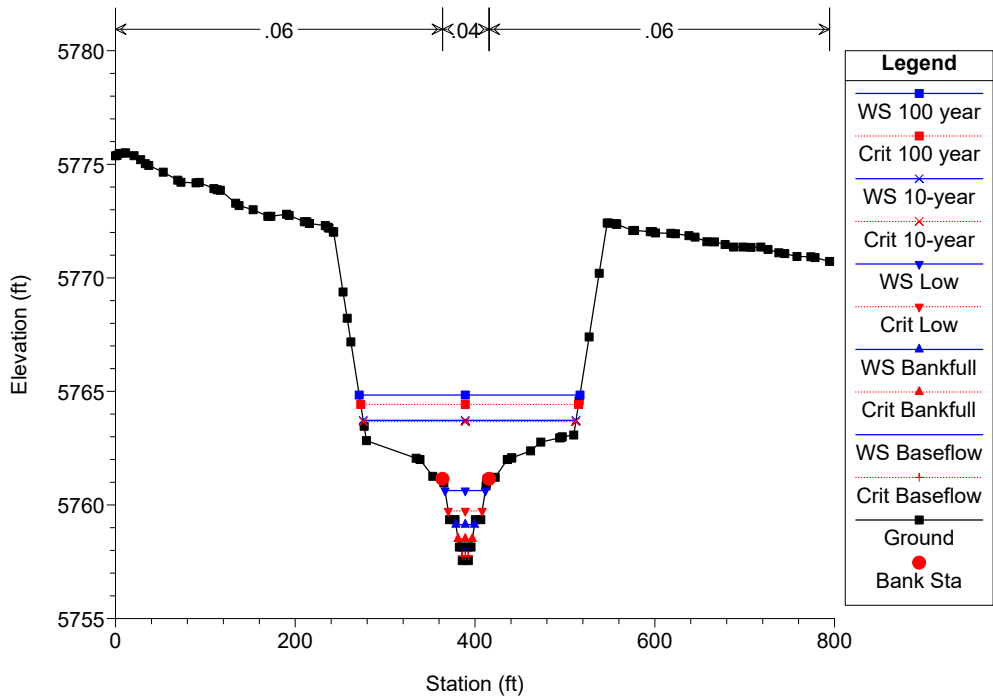
Large Scale Reach models Plan: Plan 03 5/4/2023



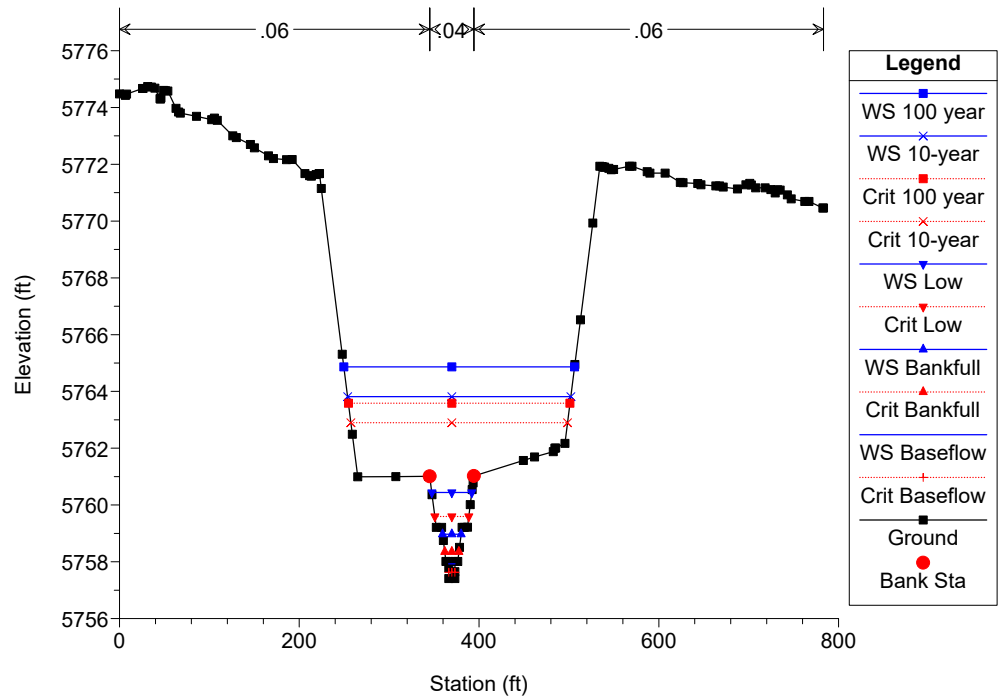
Large Scale Reach models Plan: Plan 03 5/4/2023



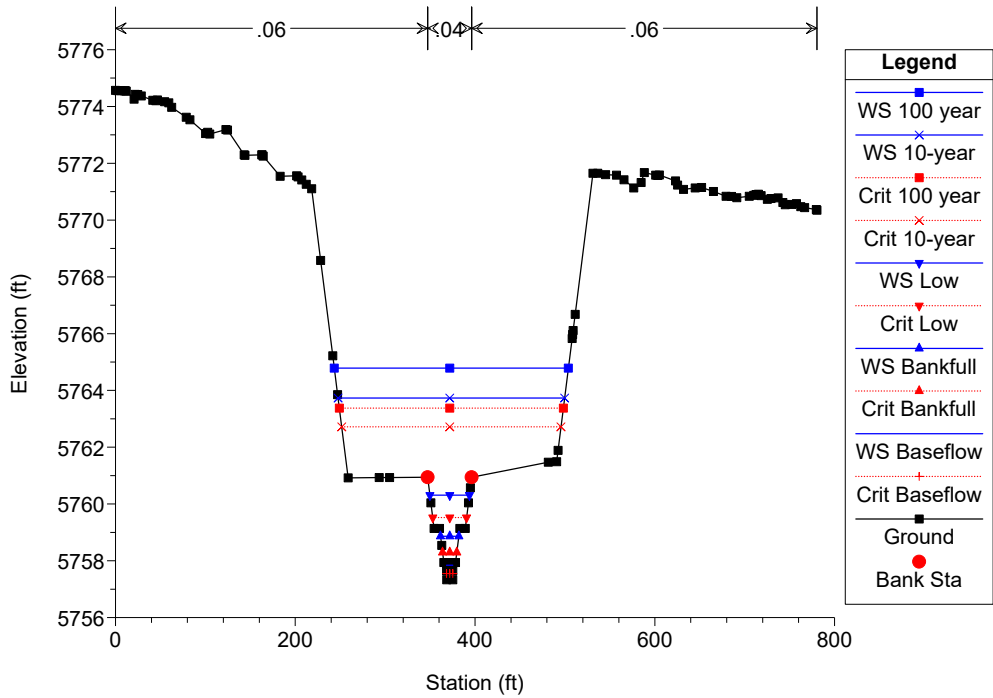
Large Scale Reach models Plan: Plan 03 5/4/2023



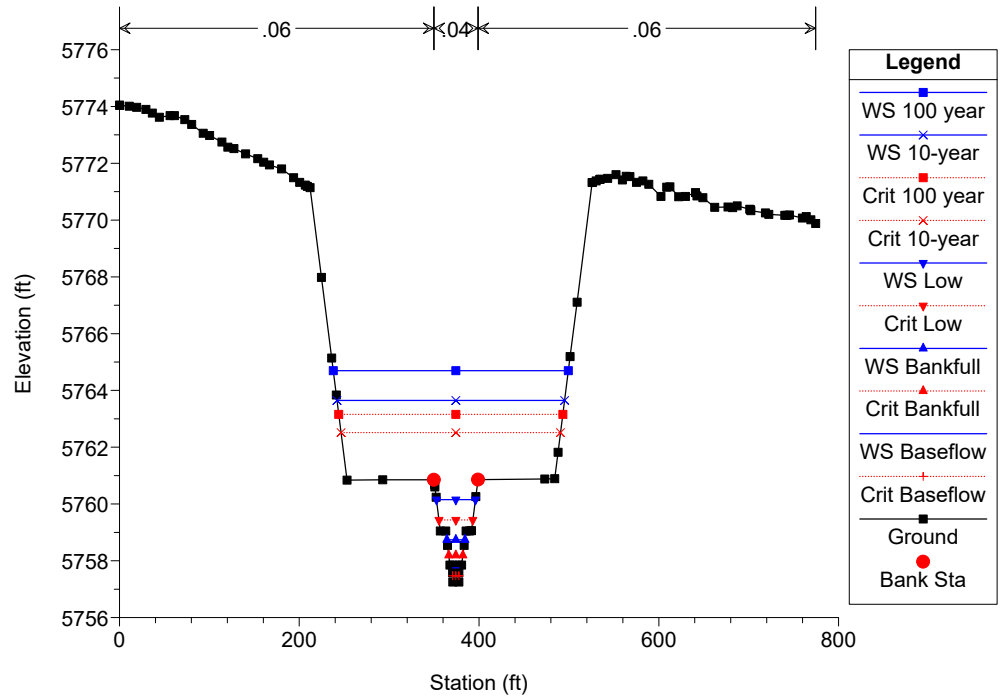
Large Scale Reach models Plan: Plan 03 5/4/2023



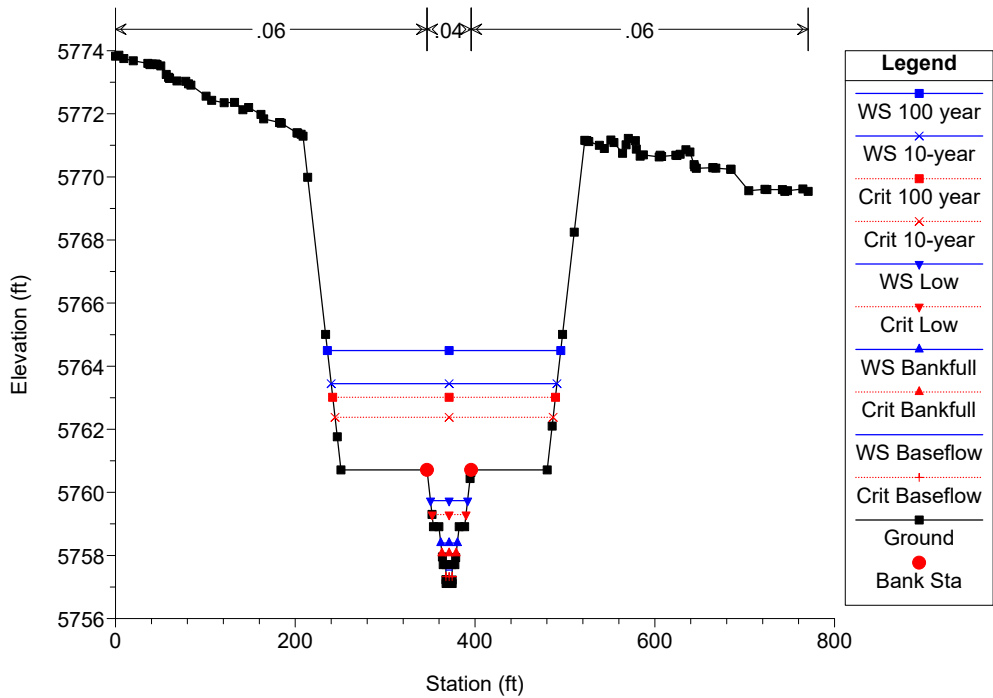
Large Scale Reach models Plan: Plan 03 5/4/2023



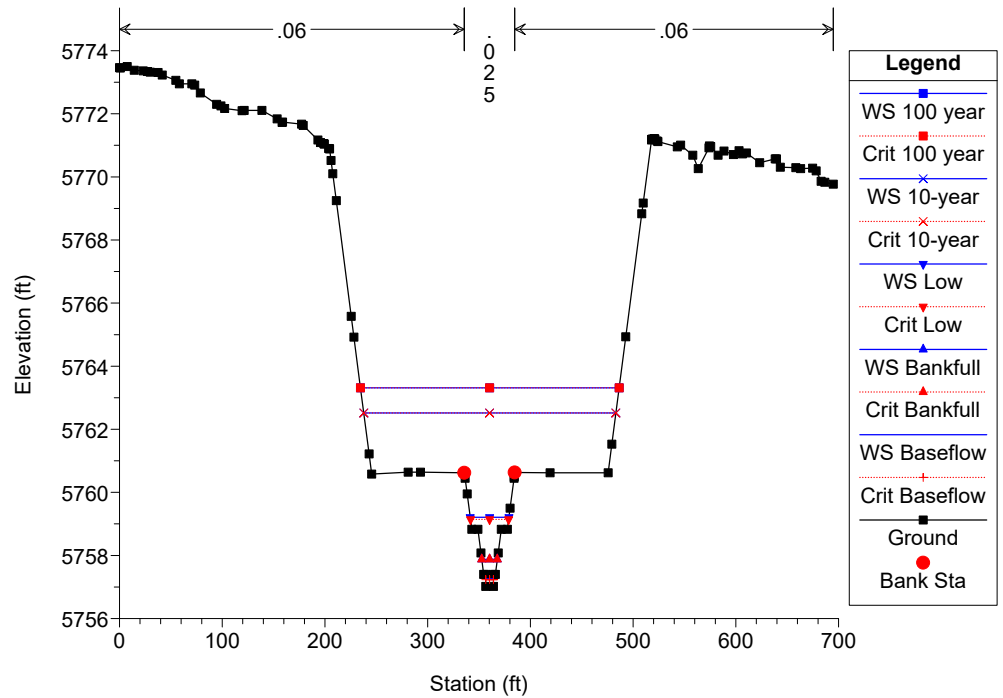
Large Scale Reach models Plan: Plan 03 5/4/2023



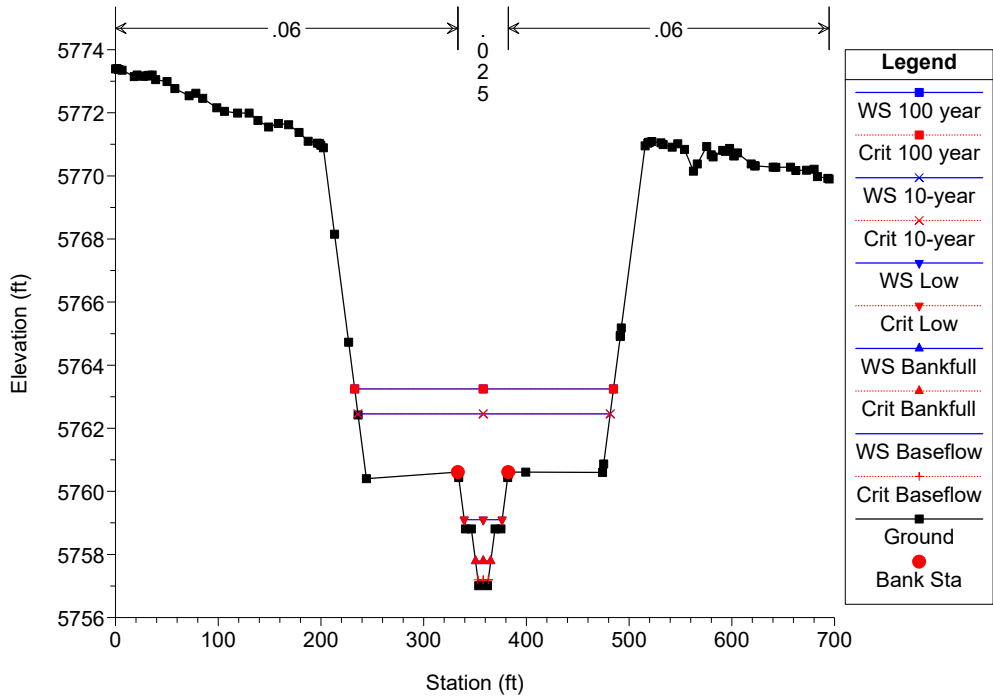
Large Scale Reach models Plan: Plan 03 5/4/2023



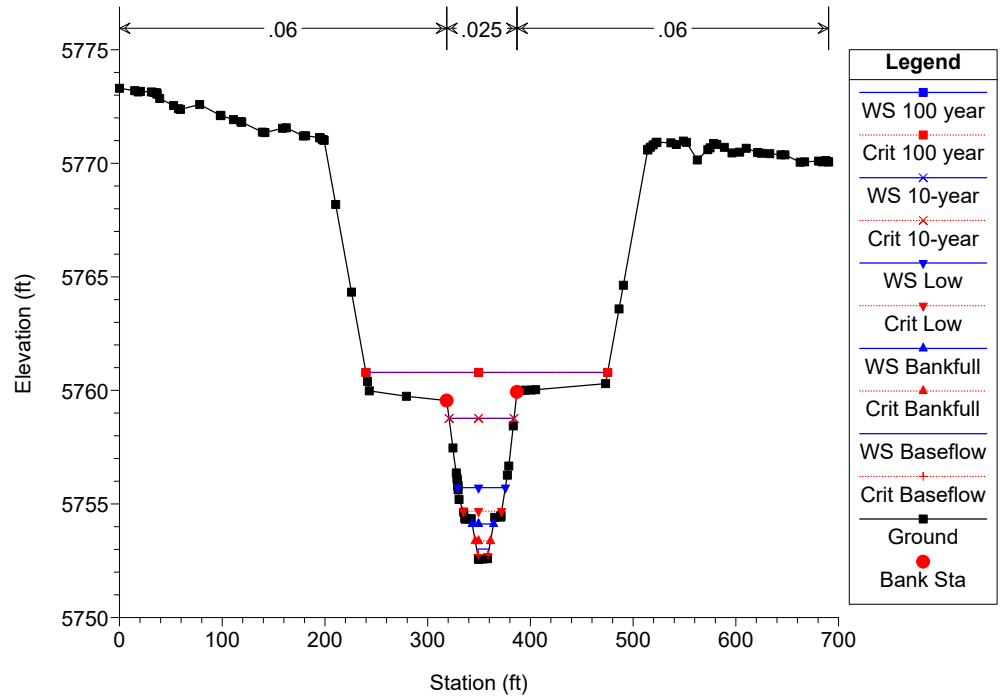
Large Scale Reach models Plan: Plan 03 5/4/2023



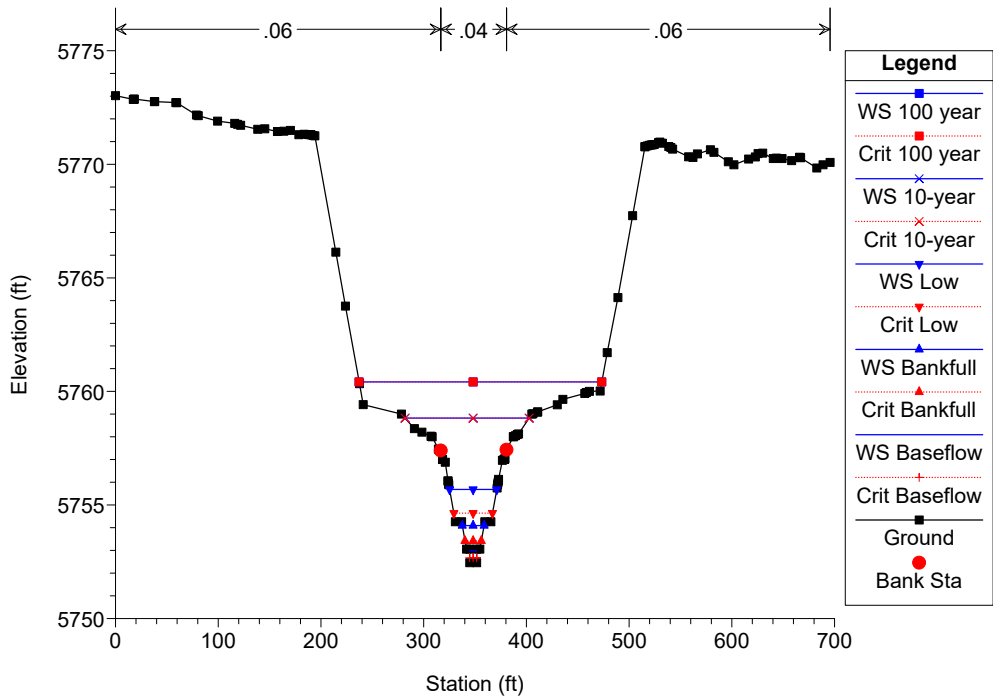
Large Scale Reach models Plan: Plan 03 5/4/2023



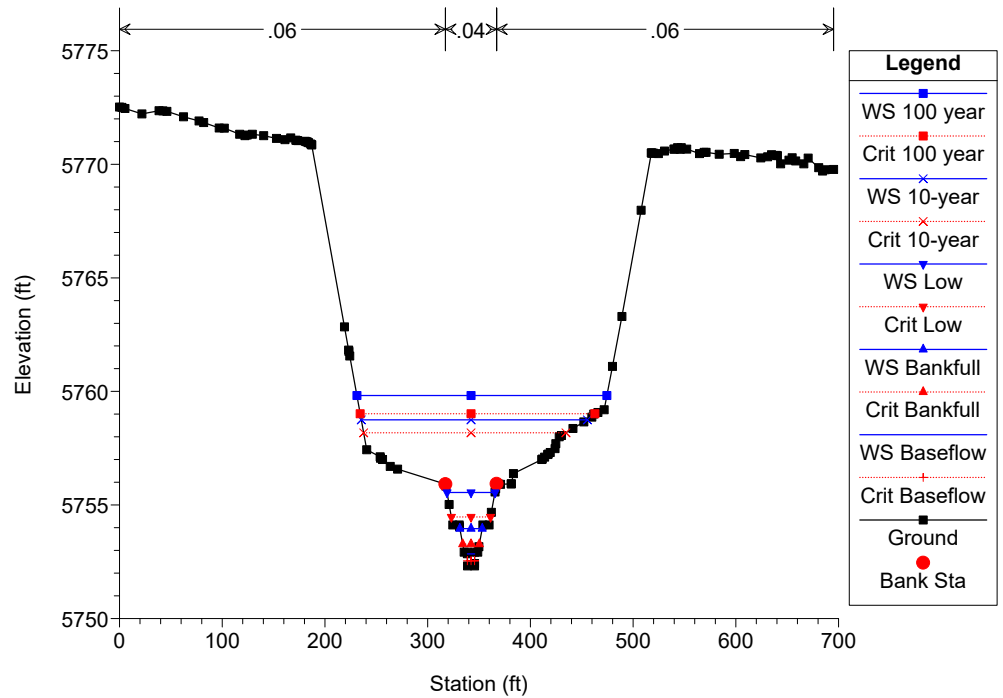
Large Scale Reach models Plan: Plan 03 5/4/2023



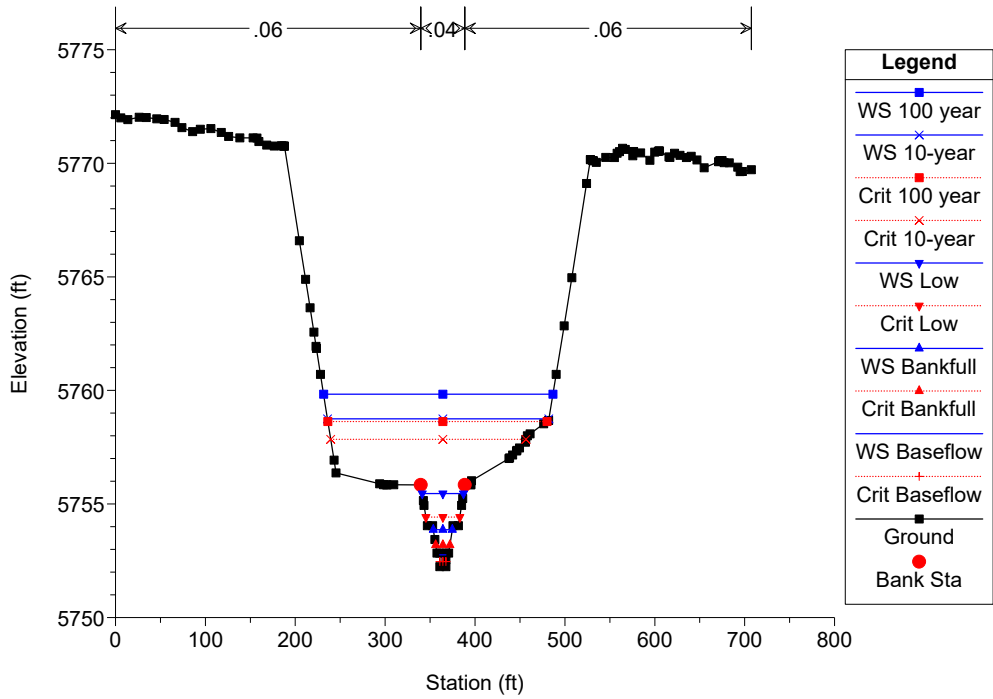
Large Scale Reach models Plan: Plan 03 5/4/2023



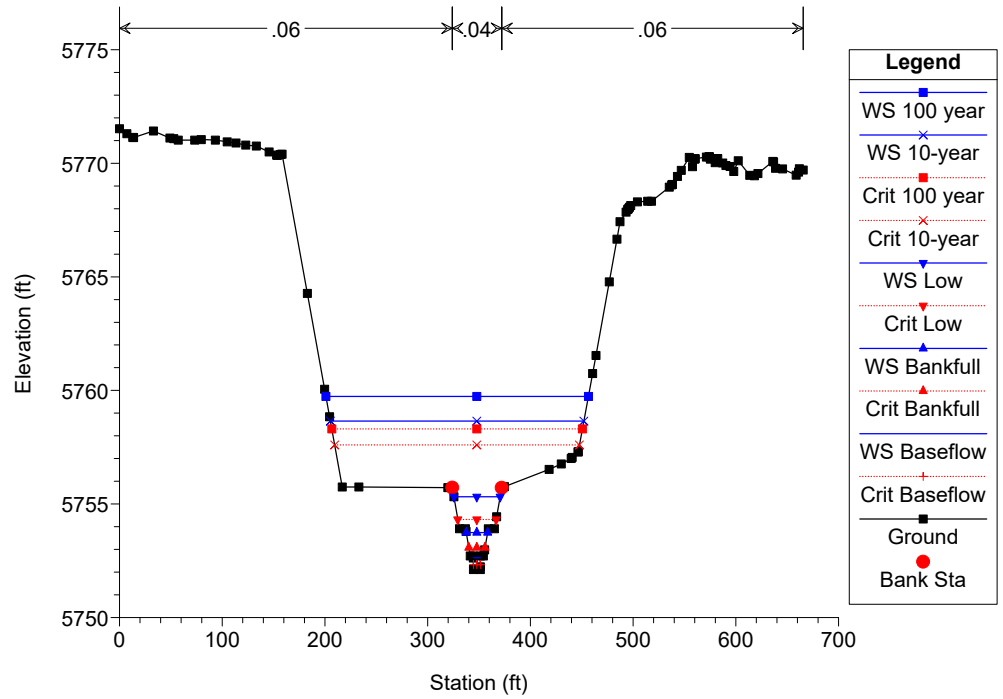
Large Scale Reach models Plan: Plan 03 5/4/2023



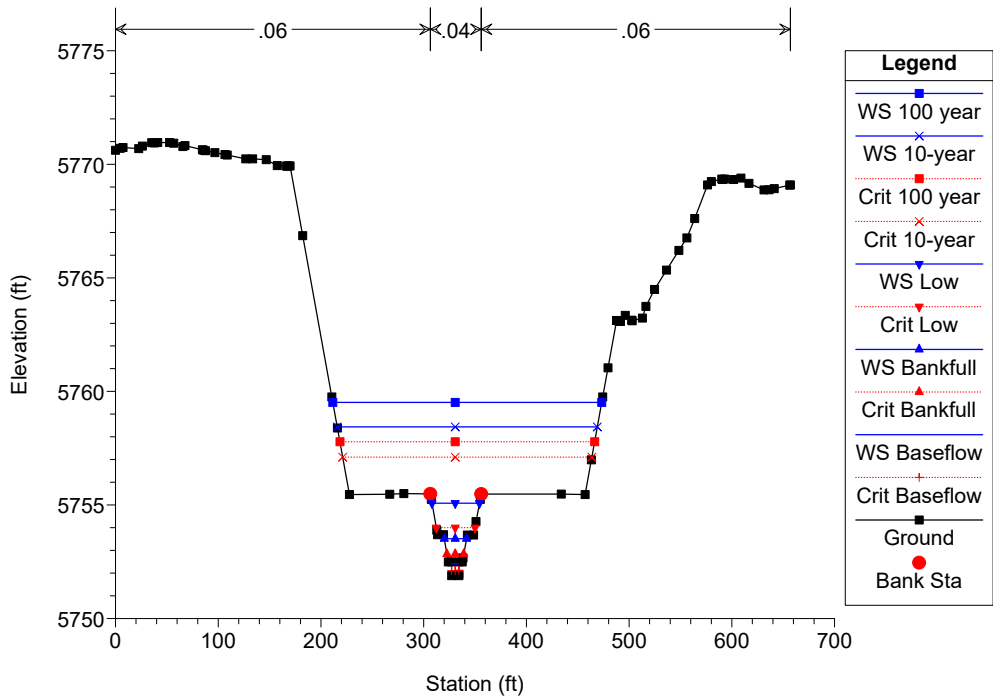
Large Scale Reach models Plan: Plan 03 5/4/2023



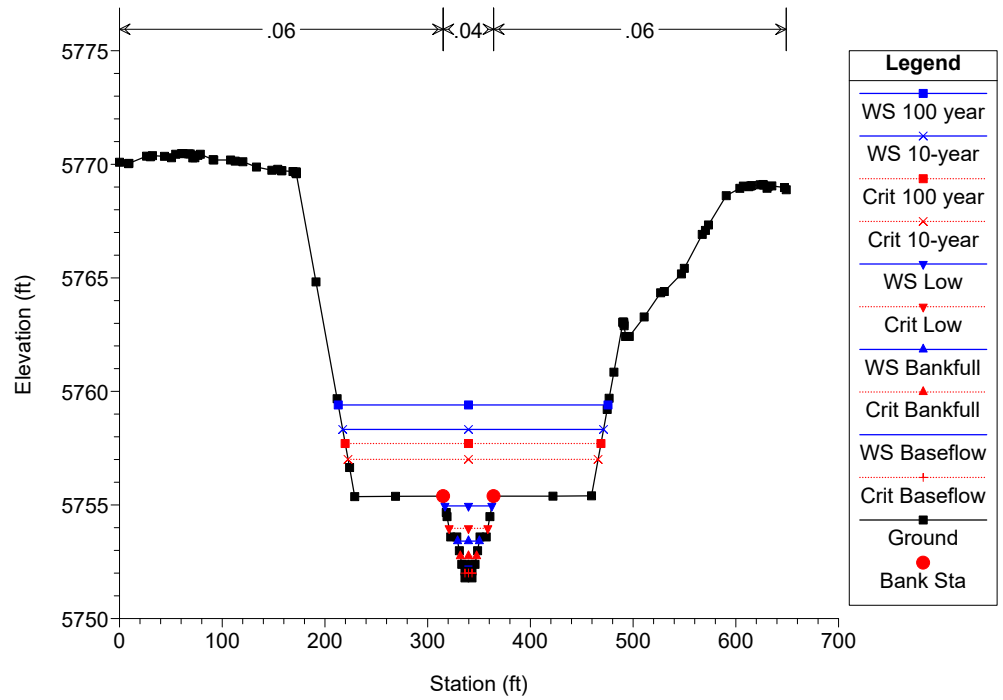
Large Scale Reach models Plan: Plan 03 5/4/2023



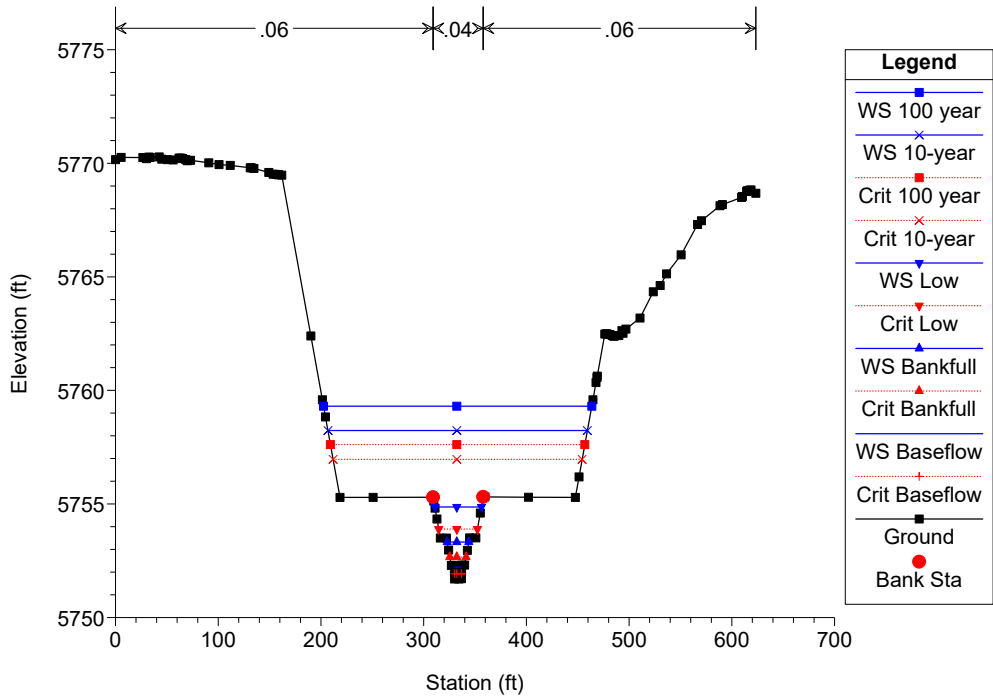
Large Scale Reach models Plan: Plan 03 5/4/2023



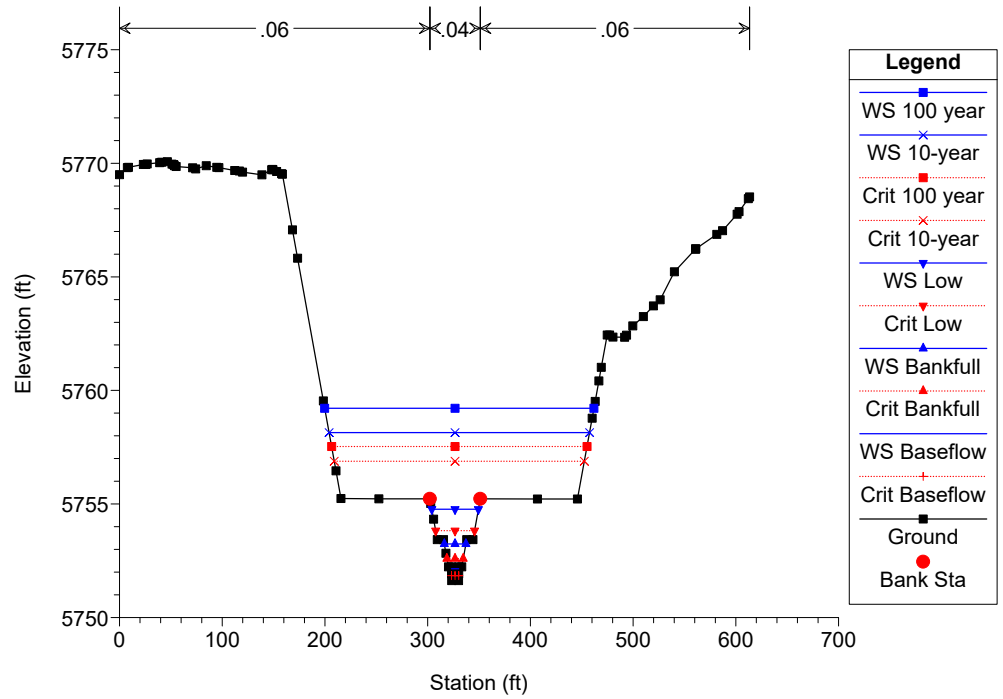
Large Scale Reach models Plan: Plan 03 5/4/2023



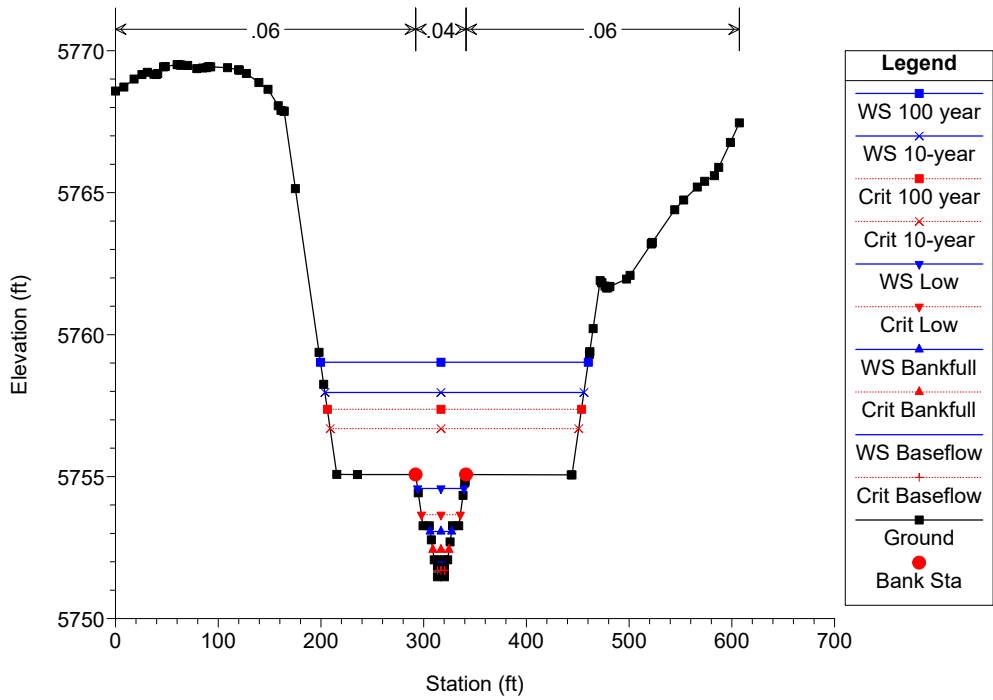
Large Scale Reach models Plan: Plan 03 5/4/2023



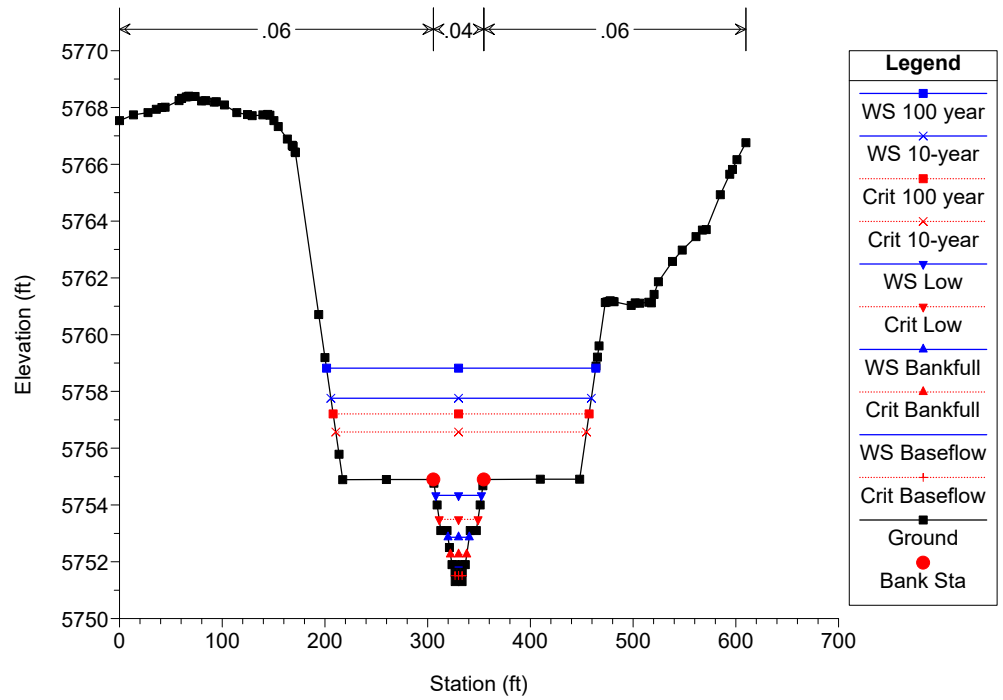
Large Scale Reach models Plan: Plan 03 5/4/2023



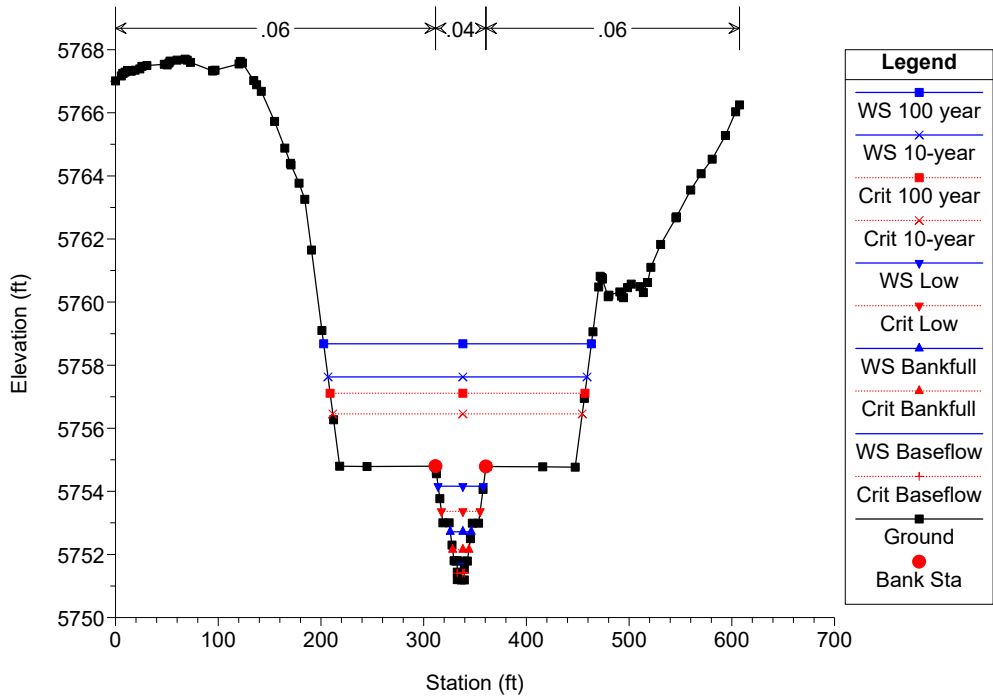
Large Scale Reach models Plan: Plan 03 5/4/2023



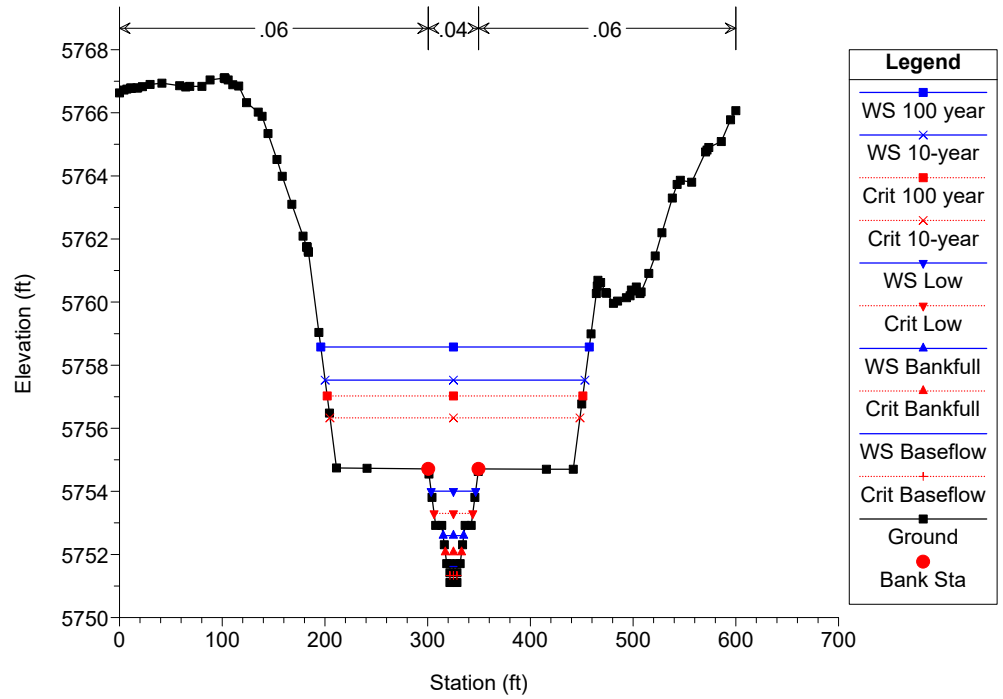
Large Scale Reach models Plan: Plan 03 5/4/2023



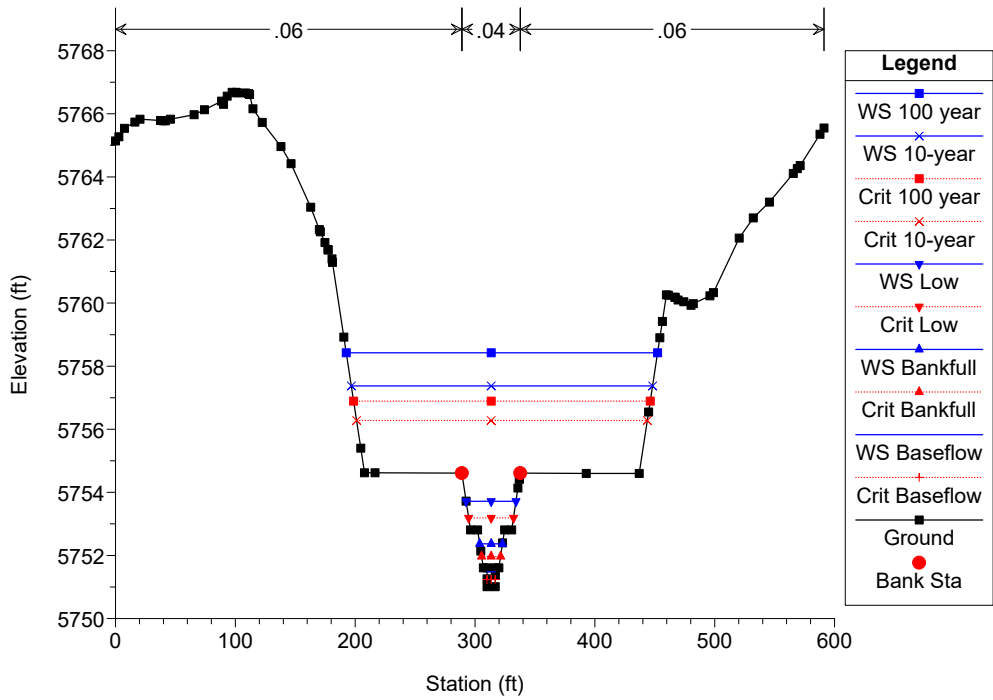
Large Scale Reach models Plan: Plan 03 5/4/2023



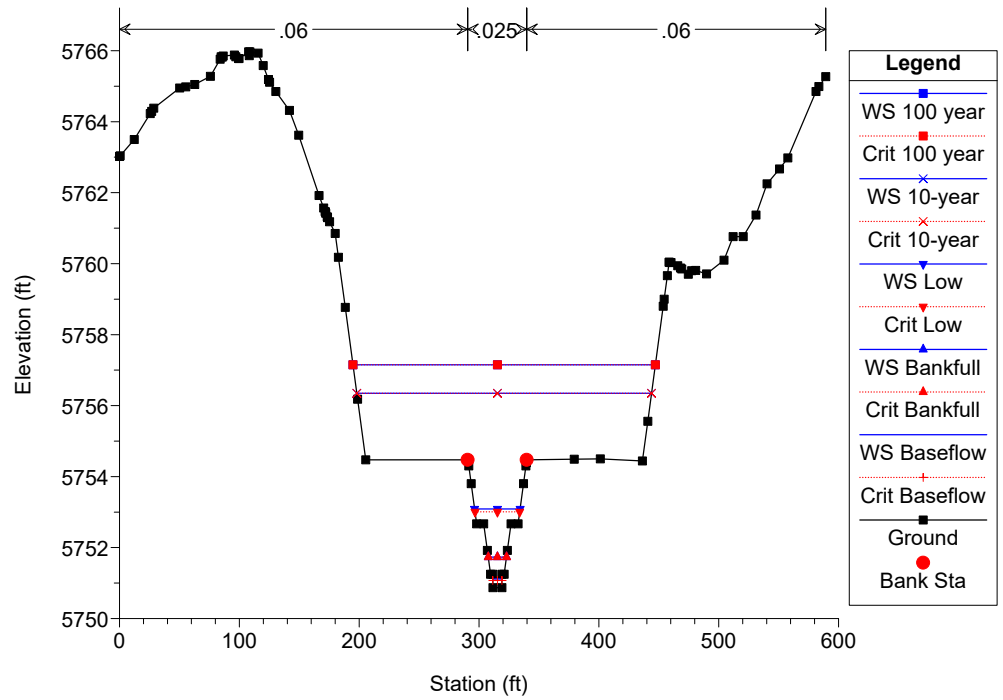
Large Scale Reach models Plan: Plan 03 5/4/2023



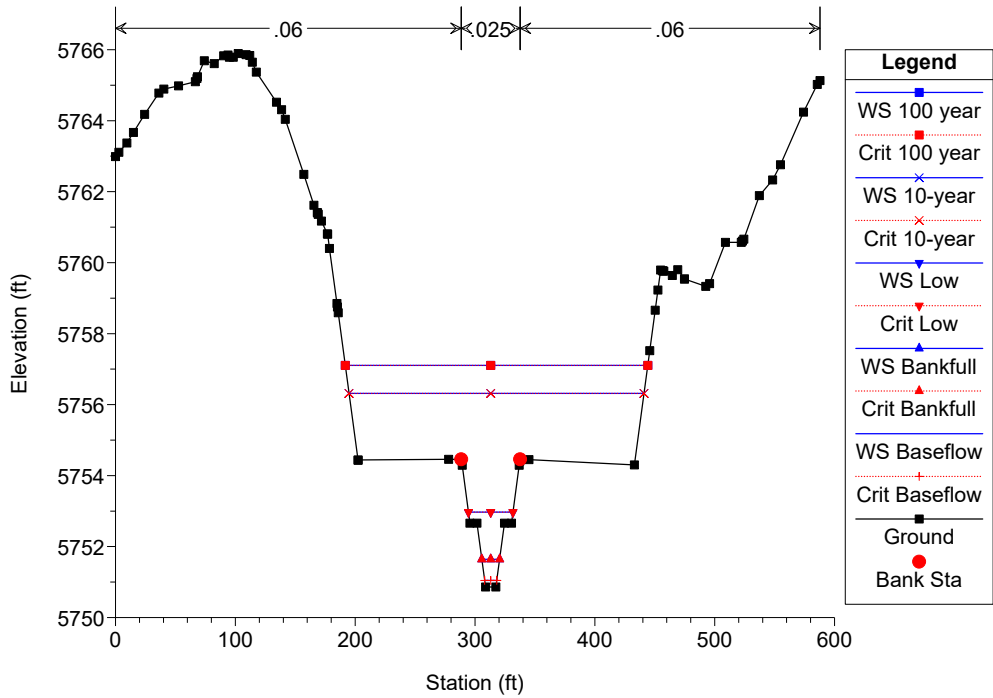
Large Scale Reach models Plan: Plan 03 5/4/2023



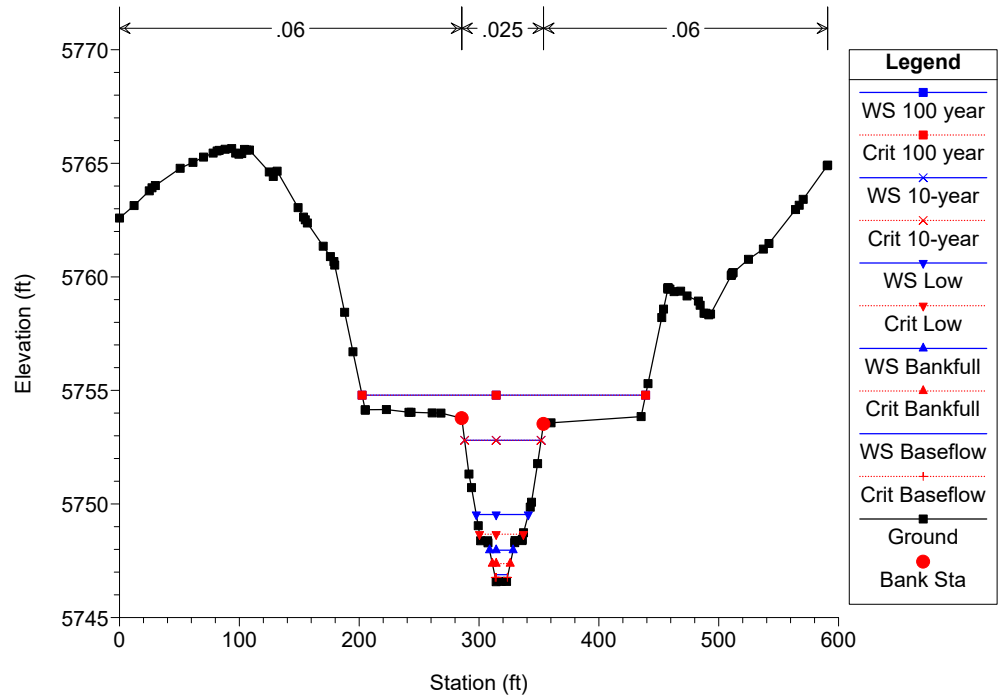
Large Scale Reach models Plan: Plan 03 5/4/2023



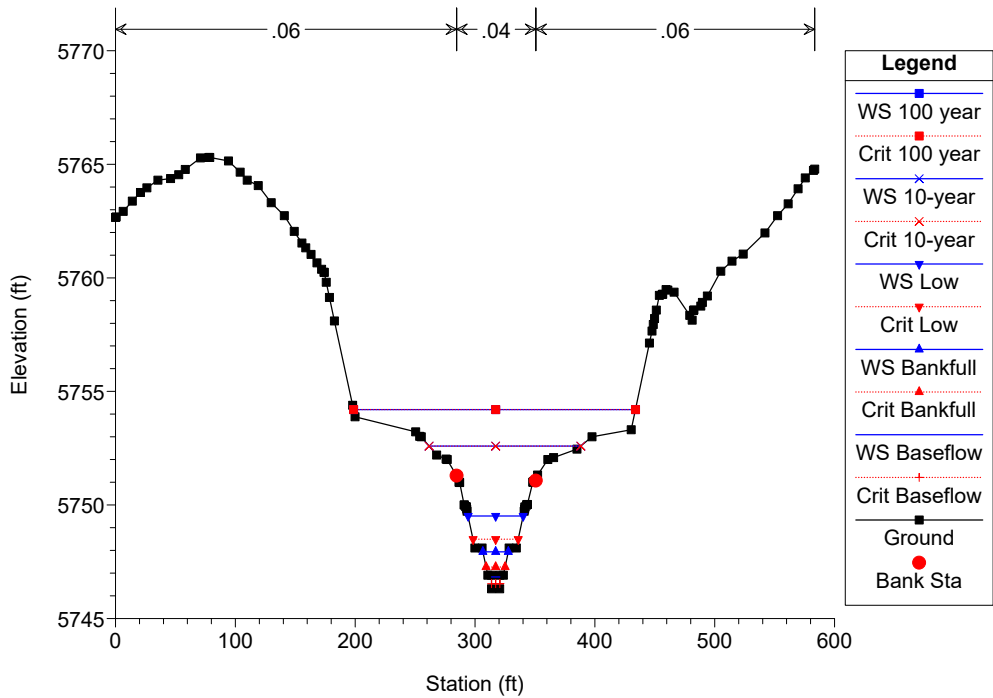
Large Scale Reach models Plan: Plan 03 5/4/2023



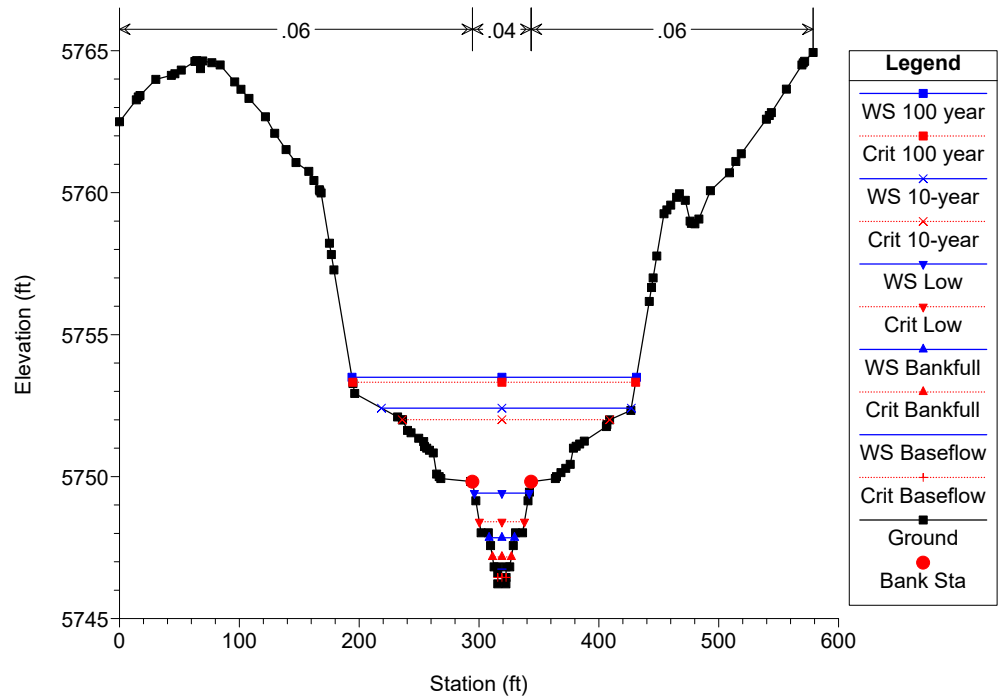
Large Scale Reach models Plan: Plan 03 5/4/2023



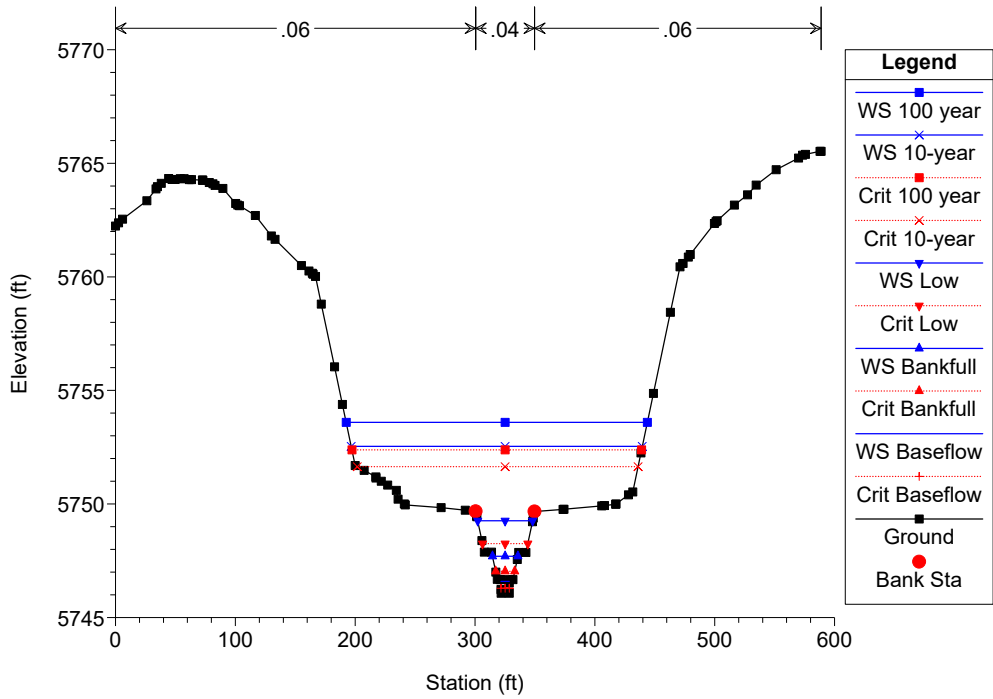
Large Scale Reach models Plan: Plan 03 5/4/2023



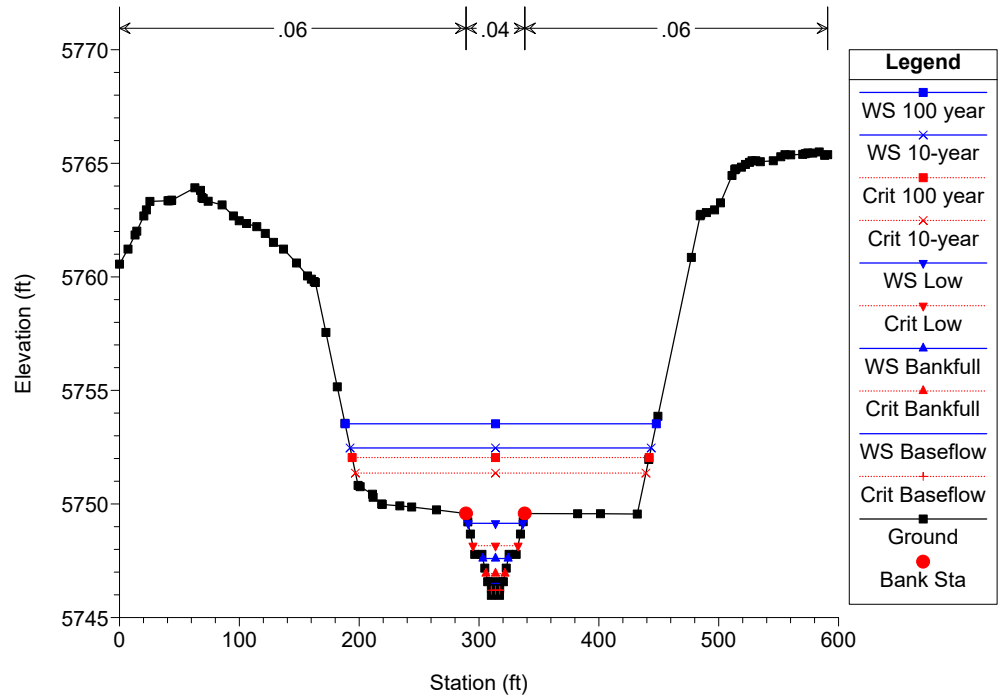
Large Scale Reach models Plan: Plan 03 5/4/2023



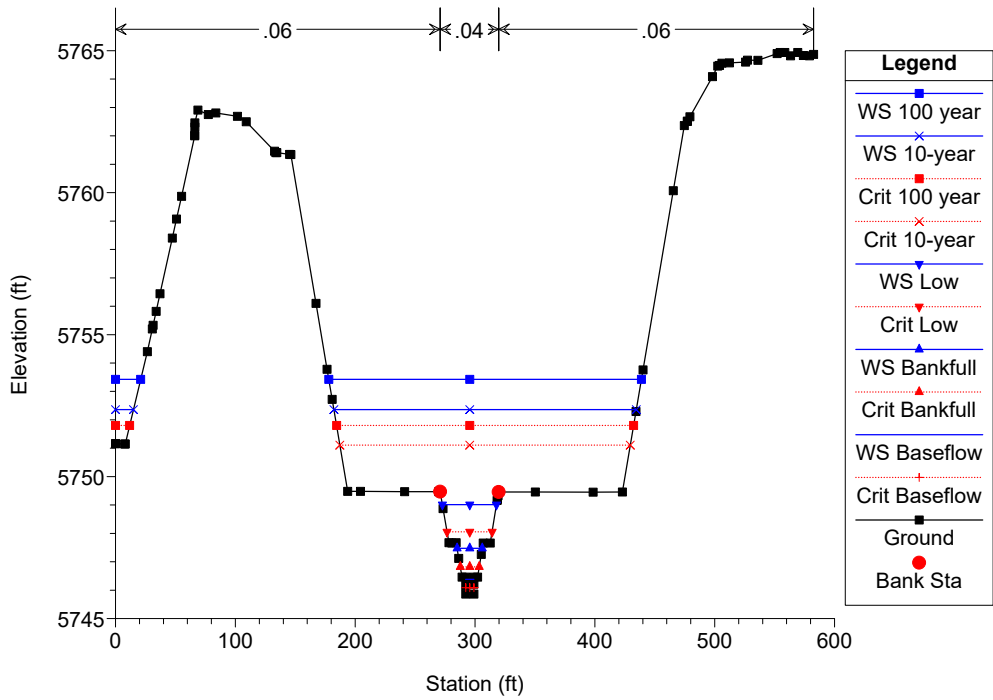
Large Scale Reach models Plan: Plan 03 5/4/2023



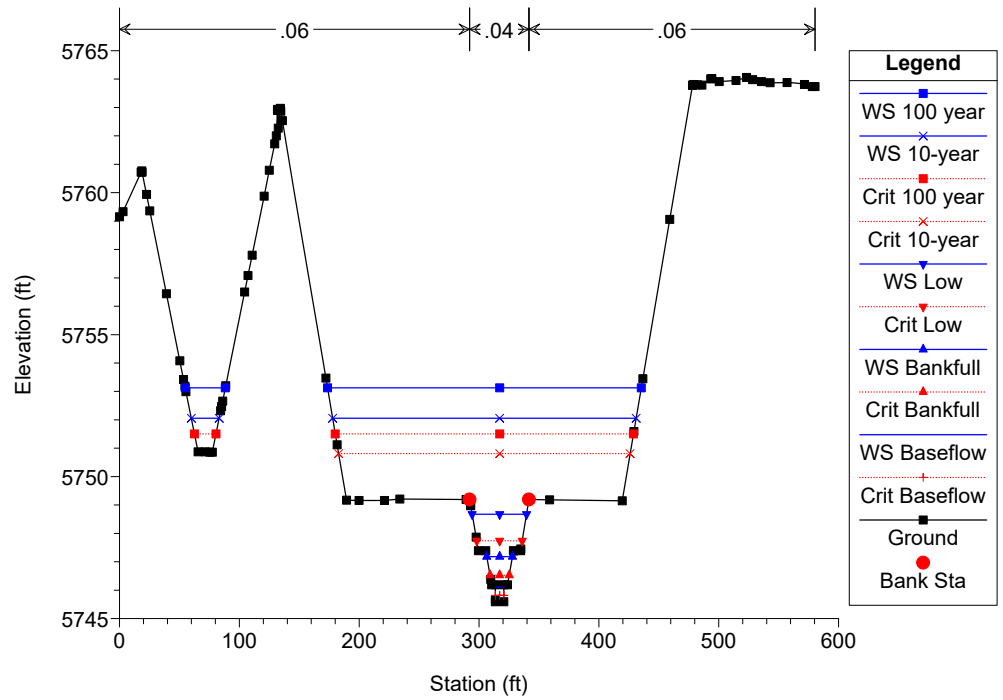
Large Scale Reach models Plan: Plan 03 5/4/2023



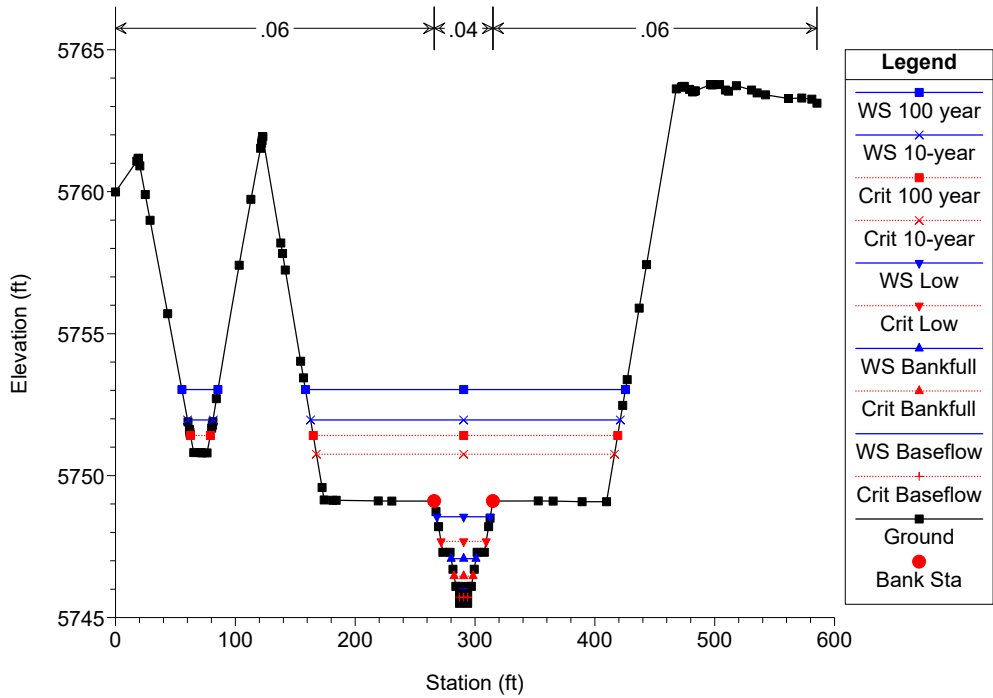
Large Scale Reach models Plan: Plan 03 5/4/2023



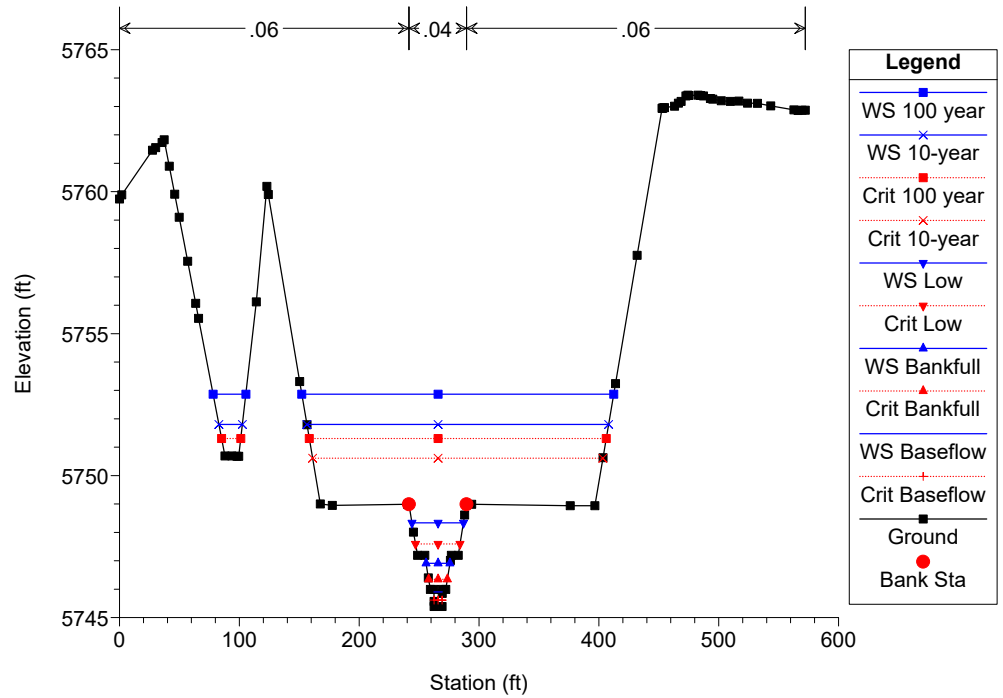
Large Scale Reach models Plan: Plan 03 5/4/2023



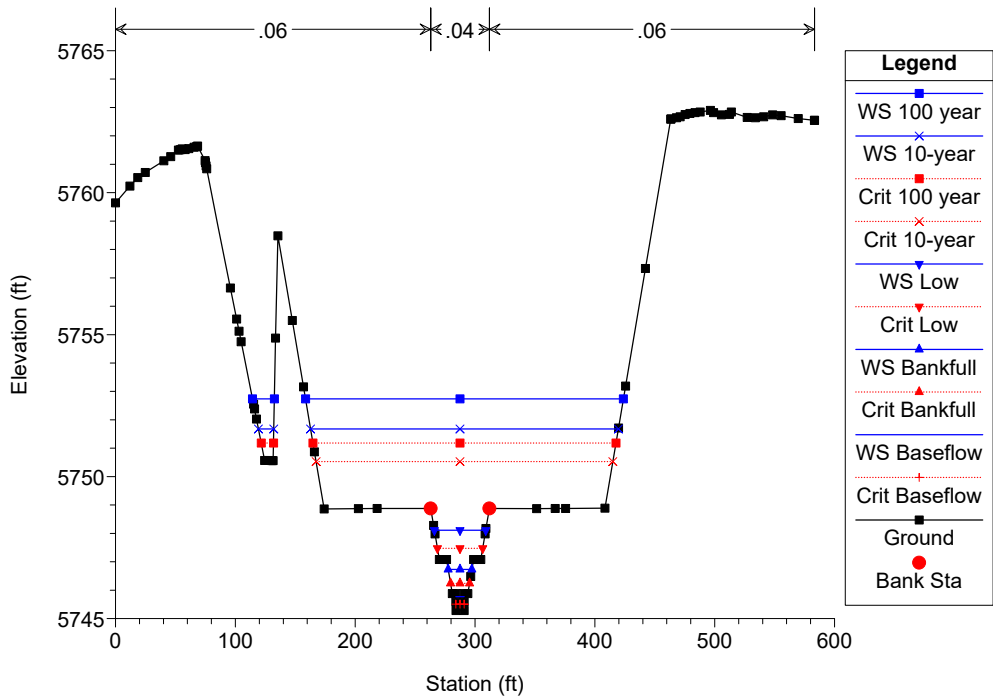
Large Scale Reach models Plan: Plan 03 5/4/2023



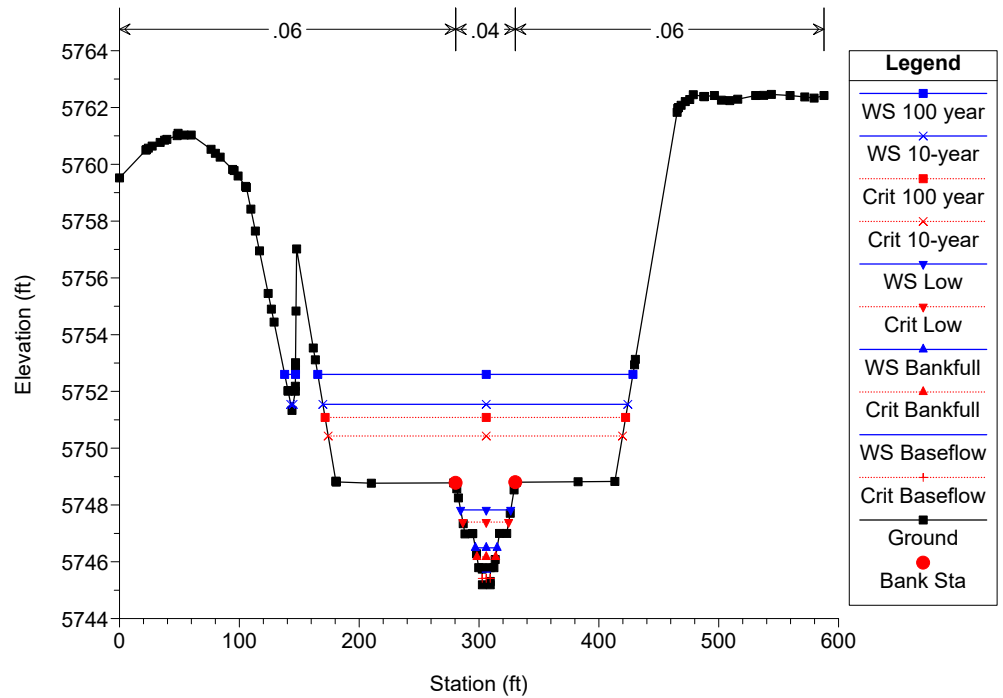
Large Scale Reach models Plan: Plan 03 5/4/2023



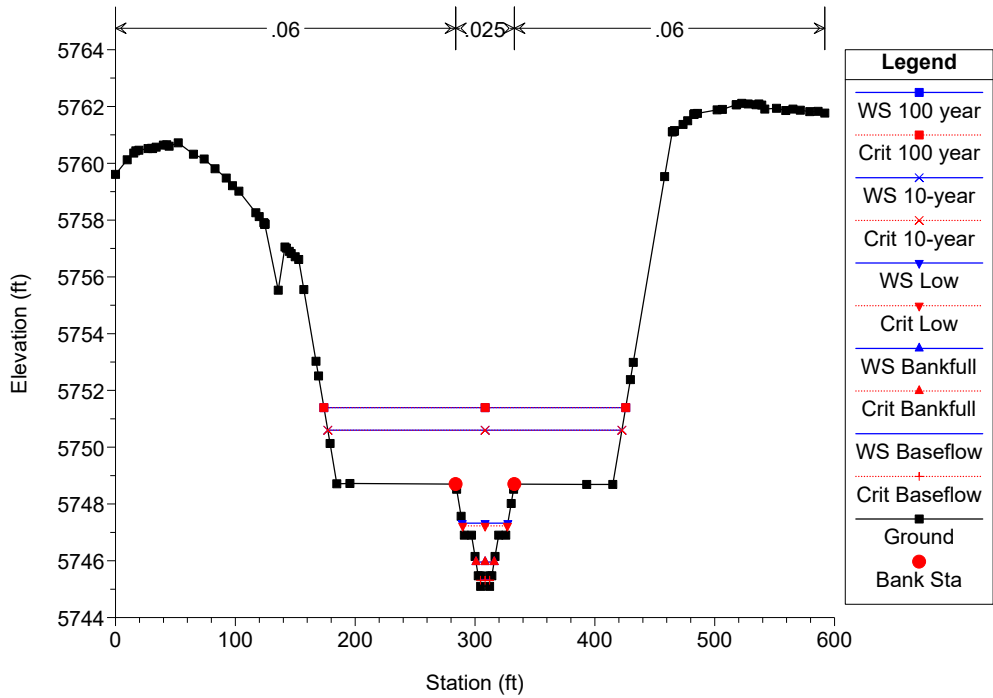
Large Scale Reach models Plan: Plan 03 5/4/2023



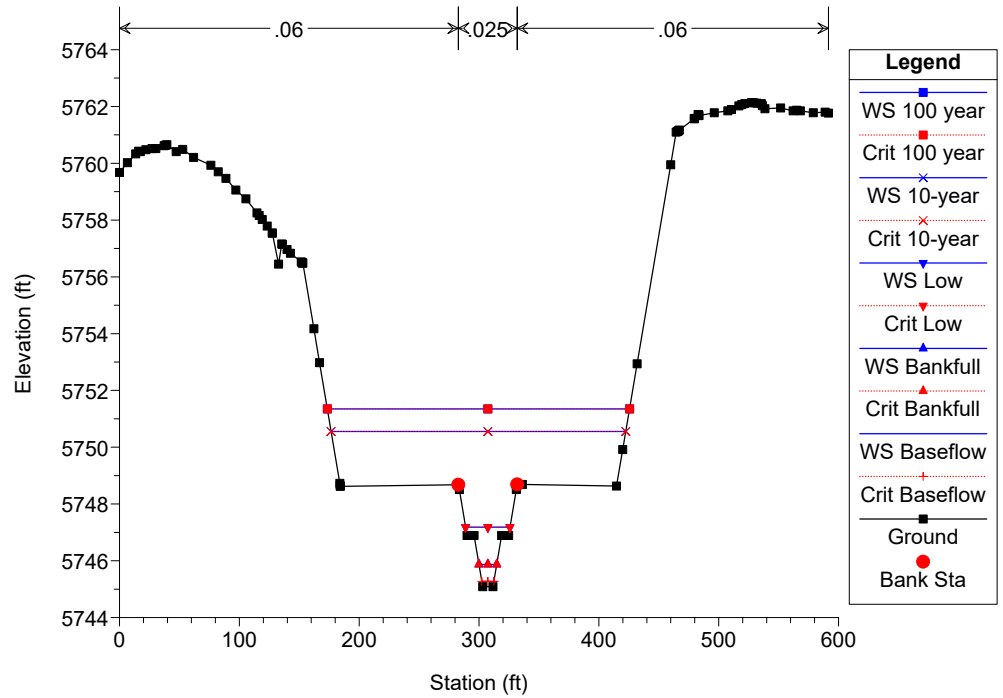
Large Scale Reach models Plan: Plan 03 5/4/2023



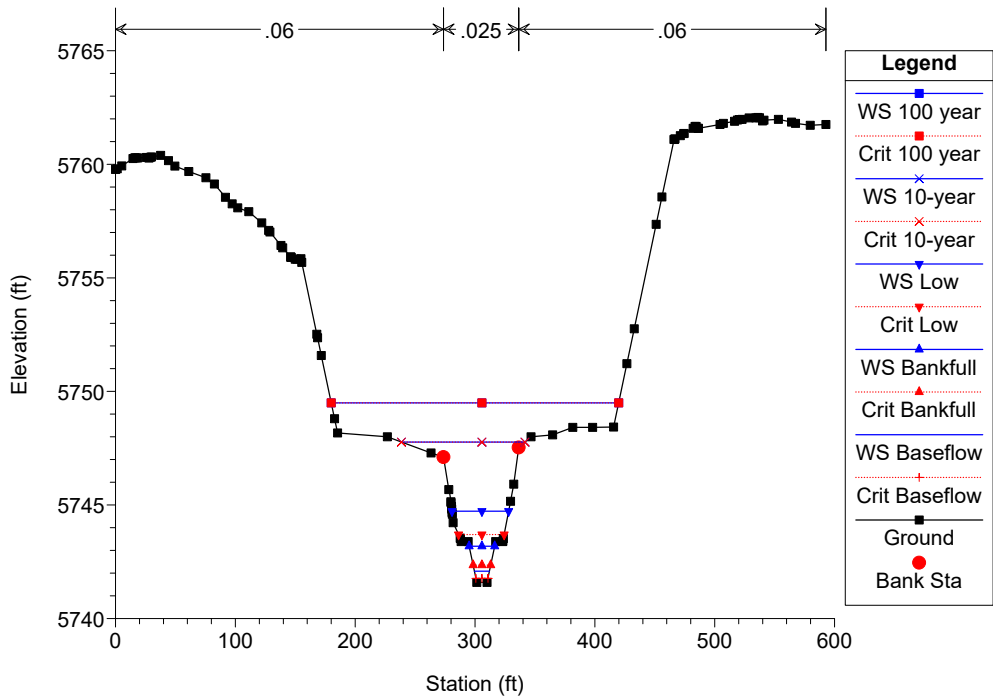
Large Scale Reach models Plan: Plan 03 5/4/2023



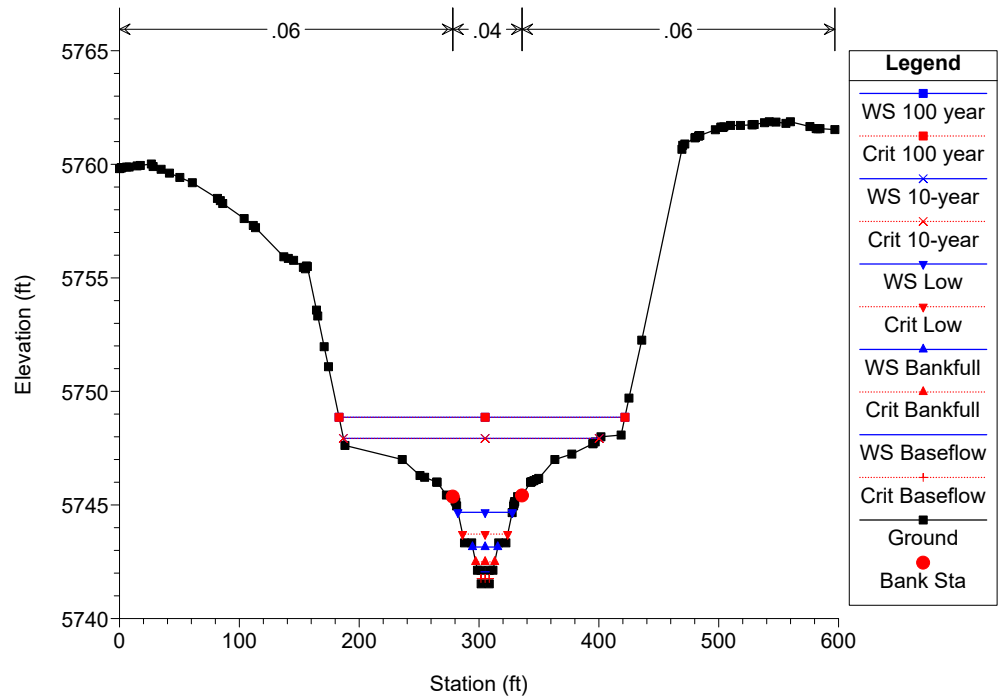
Large Scale Reach models Plan: Plan 03 5/4/2023



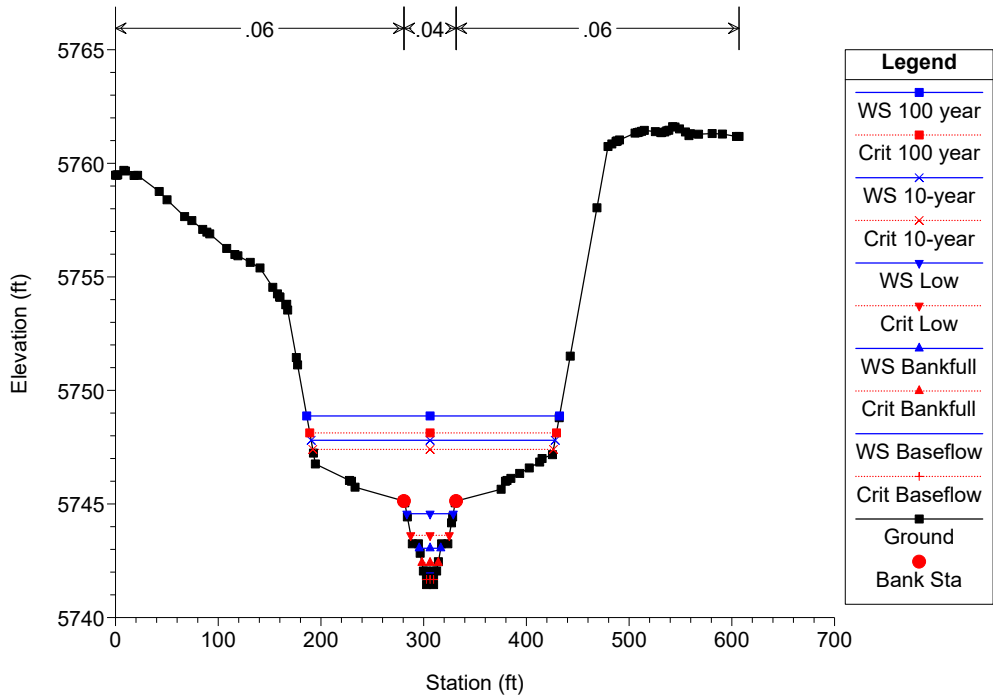
Large Scale Reach models Plan: Plan 03 5/4/2023



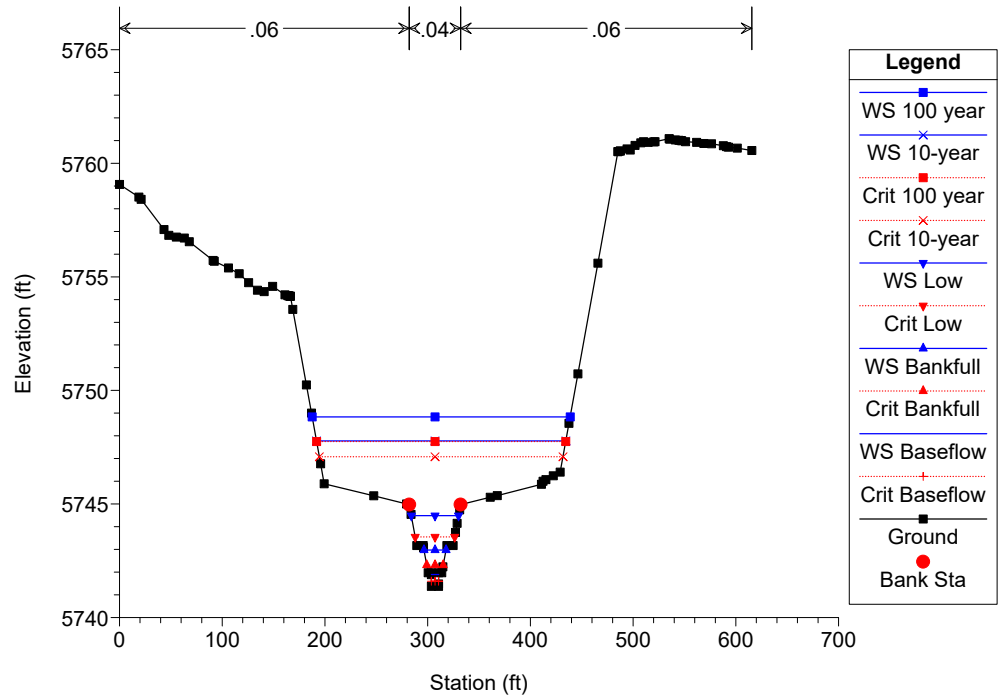
Large Scale Reach models Plan: Plan 03 5/4/2023



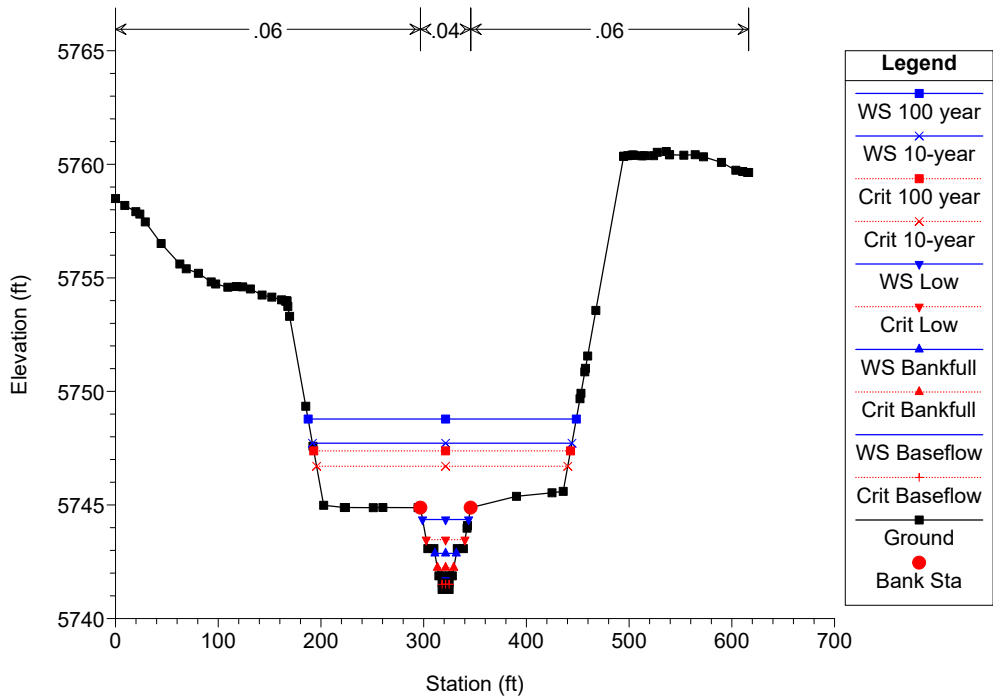
Large Scale Reach models Plan: Plan 03 5/4/2023



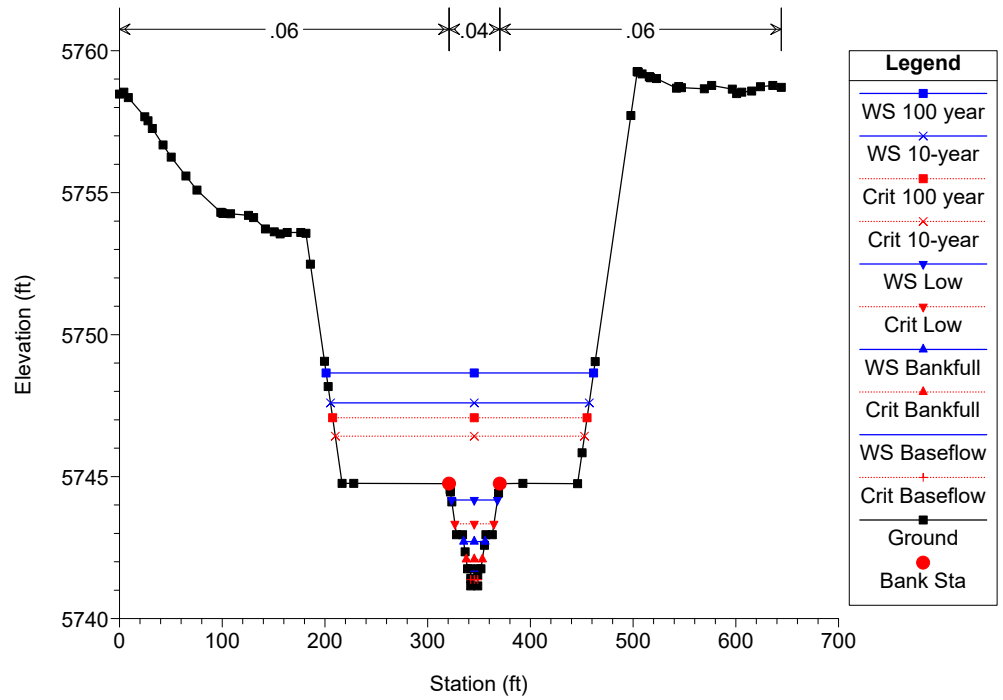
Large Scale Reach models Plan: Plan 03 5/4/2023



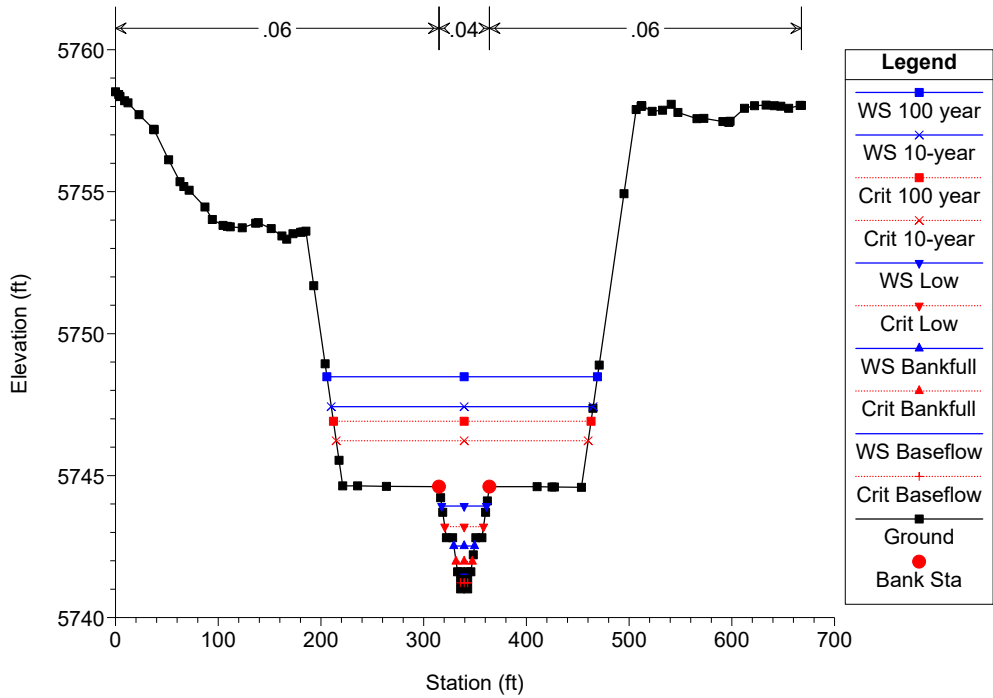
Large Scale Reach models Plan: Plan 03 5/4/2023



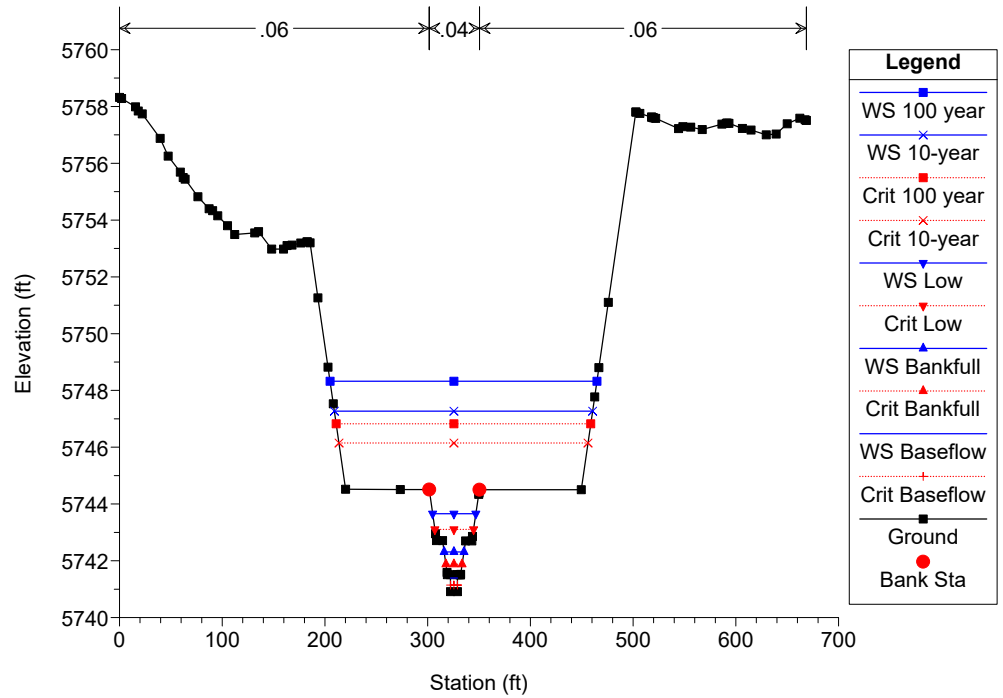
Large Scale Reach models Plan: Plan 03 5/4/2023



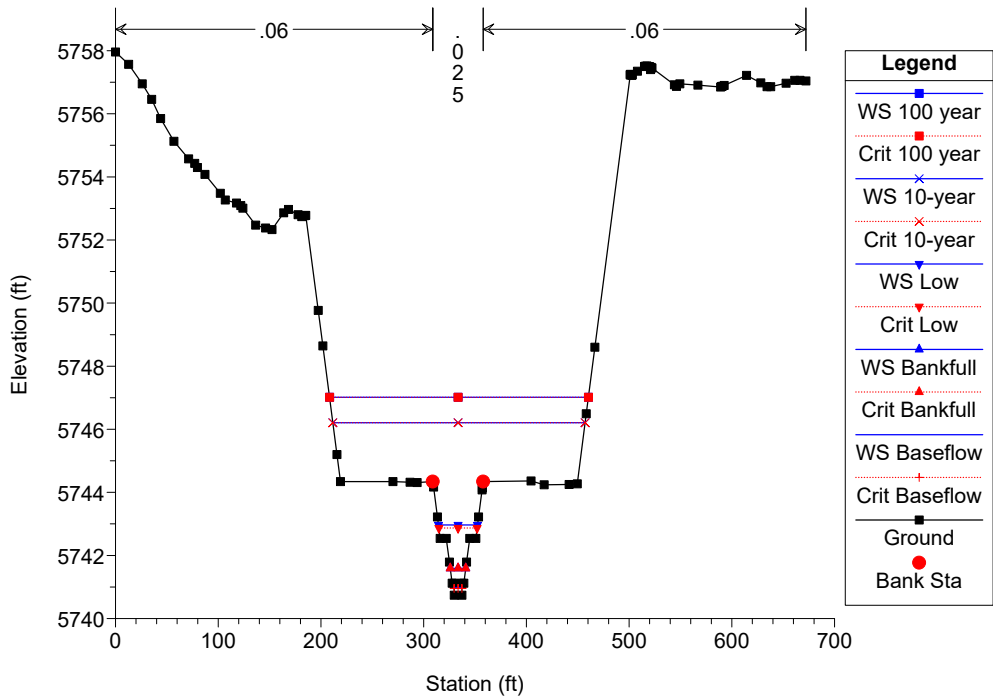
Large Scale Reach models Plan: Plan 03 5/4/2023



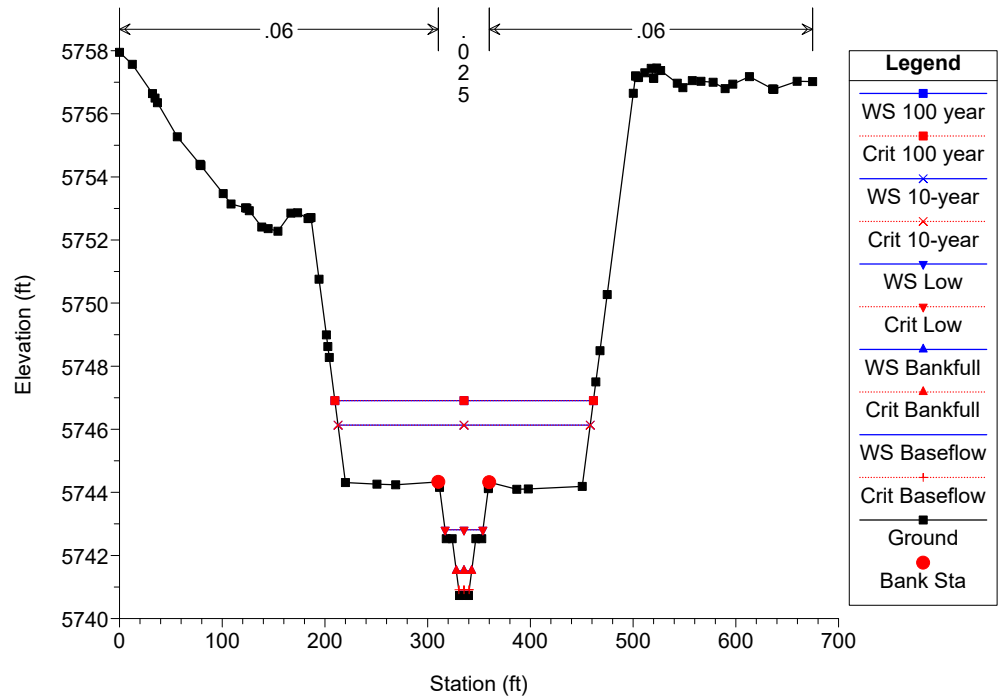
Large Scale Reach models Plan: Plan 03 5/4/2023



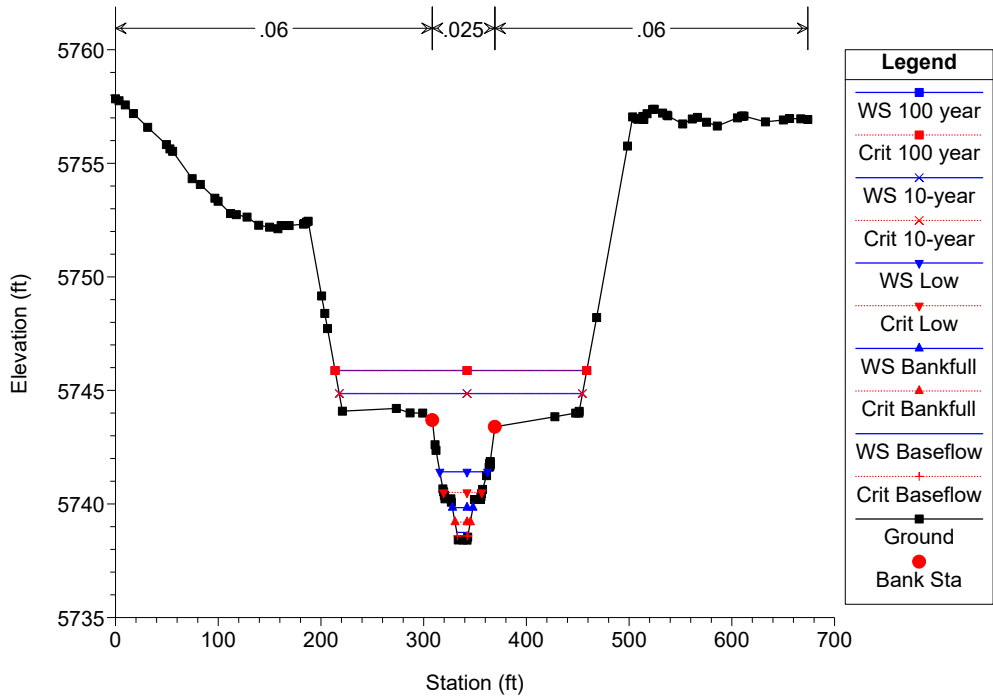
Large Scale Reach models Plan: Plan 03 5/4/2023



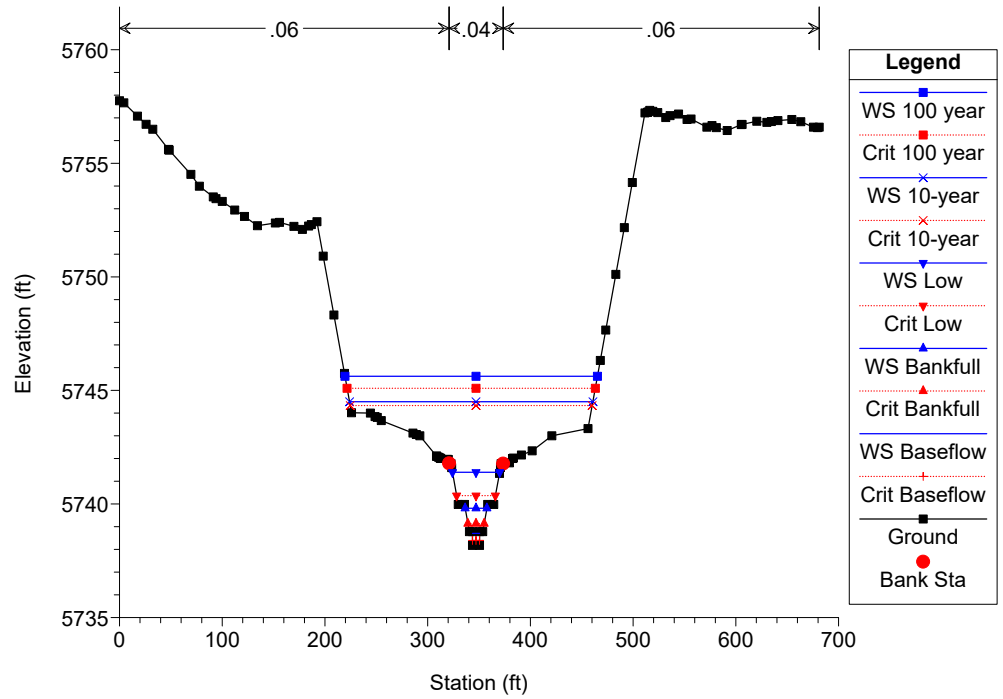
Large Scale Reach models Plan: Plan 03 5/4/2023



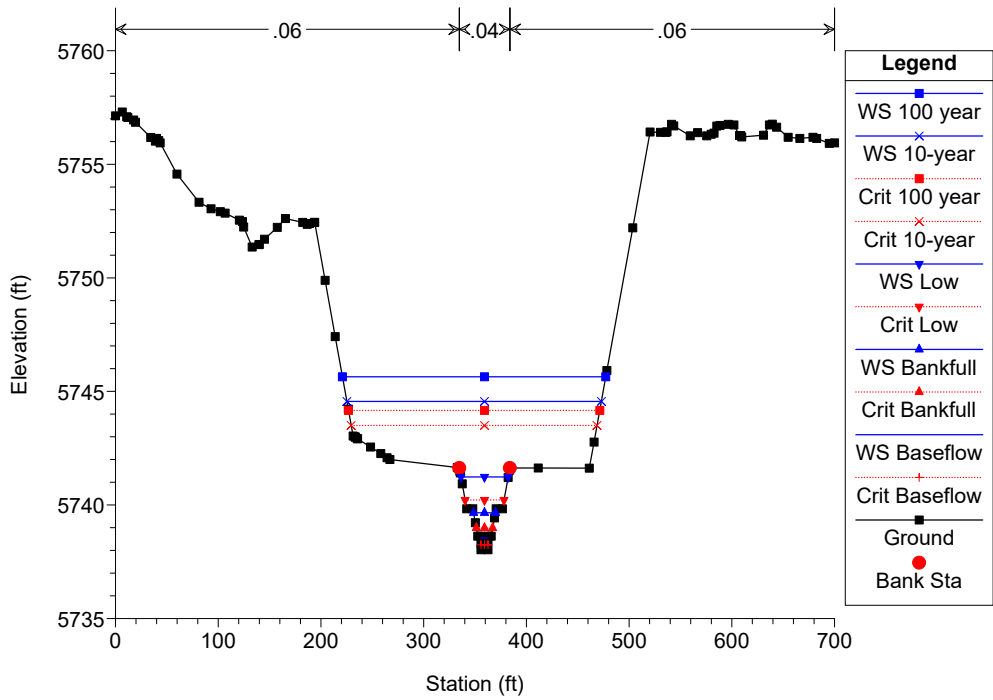
Large Scale Reach models Plan: Plan 03 5/4/2023



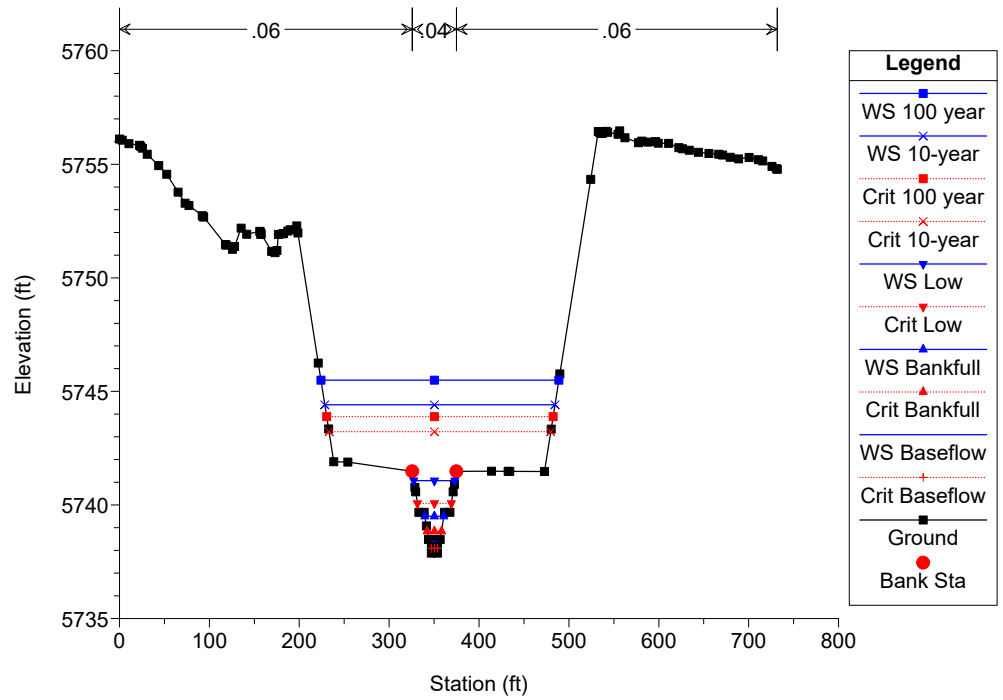
Large Scale Reach models Plan: Plan 03 5/4/2023



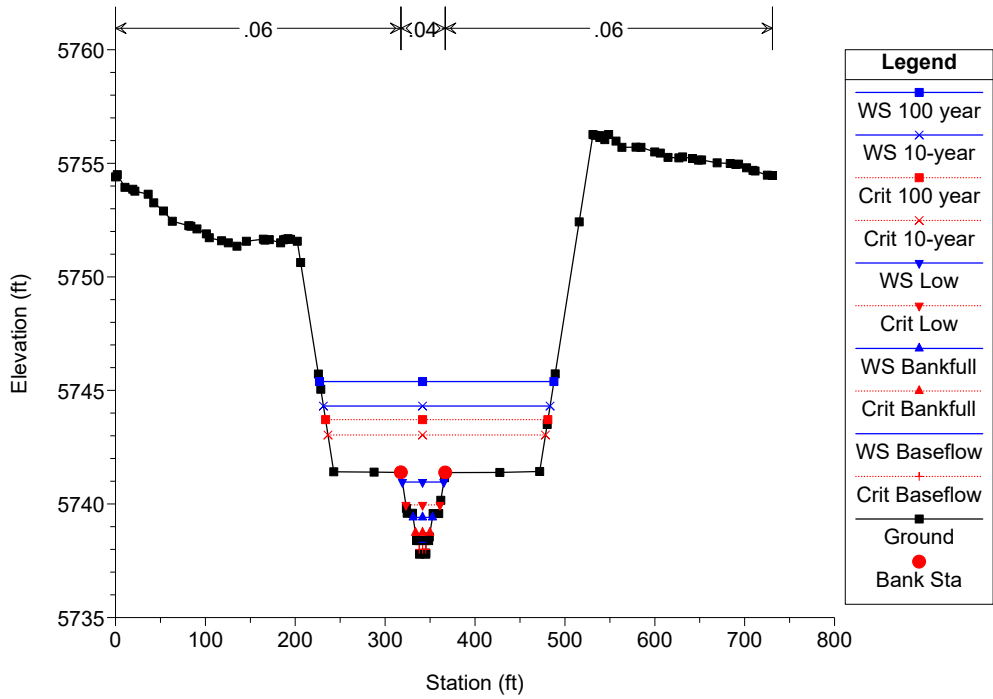
Large Scale Reach models Plan: Plan 03 5/4/2023



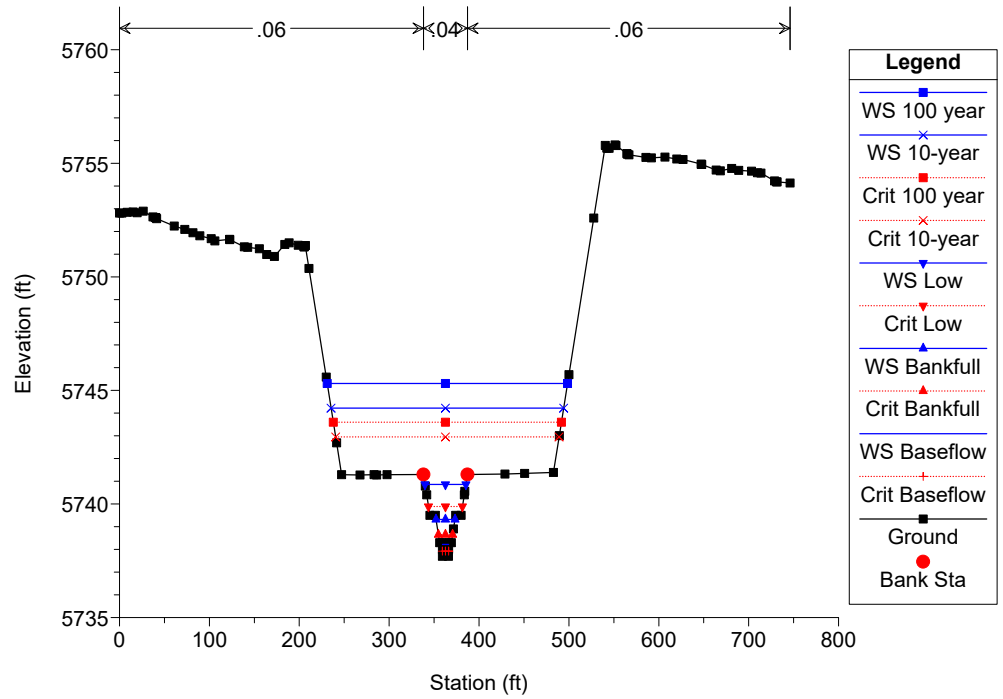
Large Scale Reach models Plan: Plan 03 5/4/2023



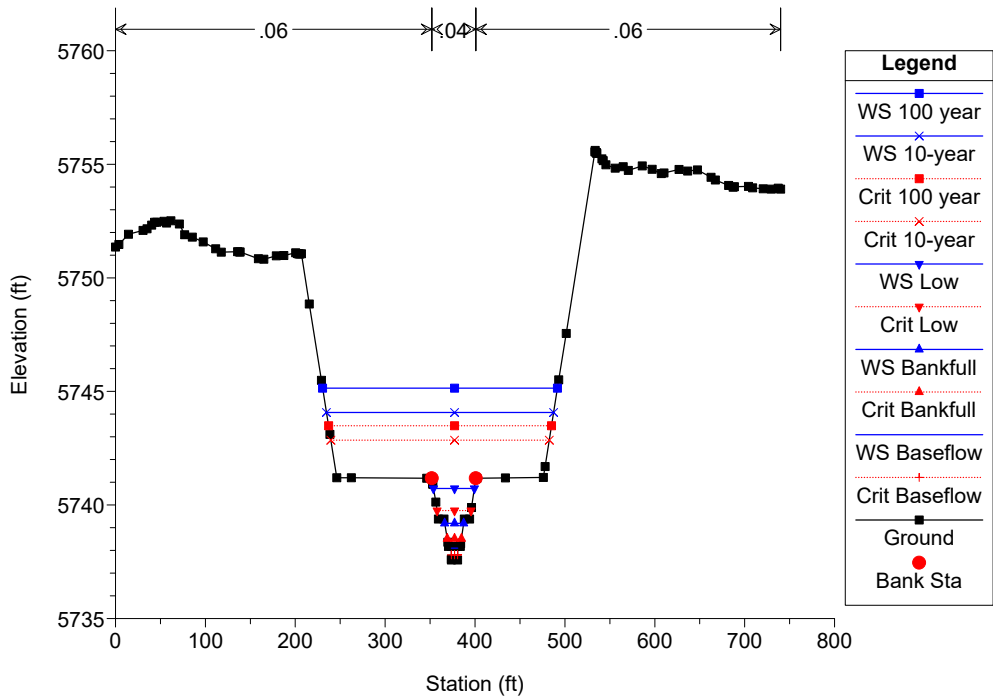
Large Scale Reach models Plan: Plan 03 5/4/2023



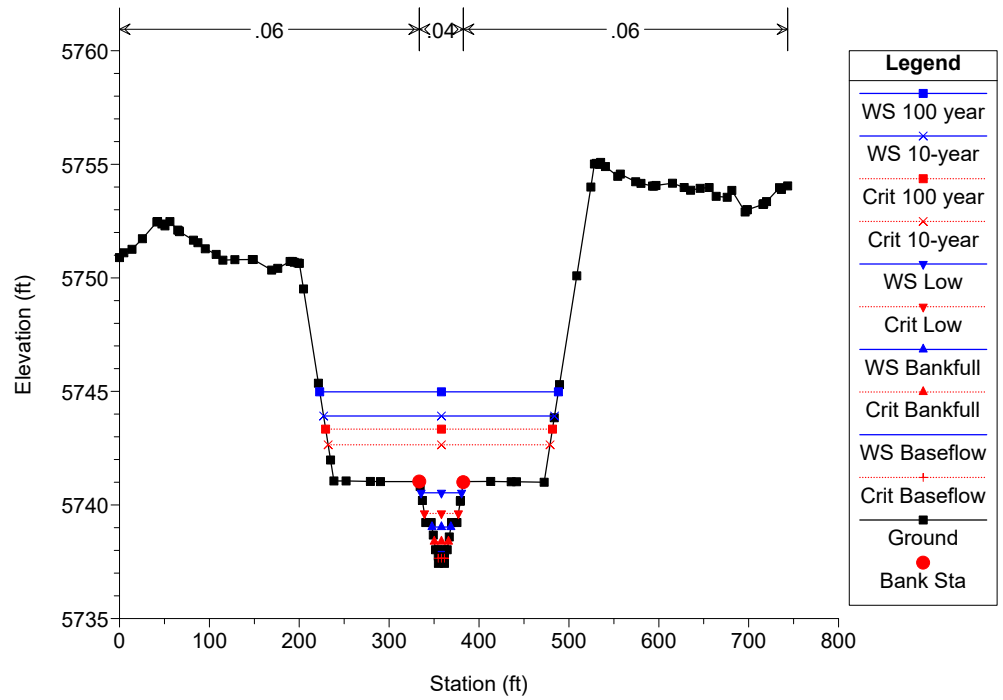
Large Scale Reach models Plan: Plan 03 5/4/2023



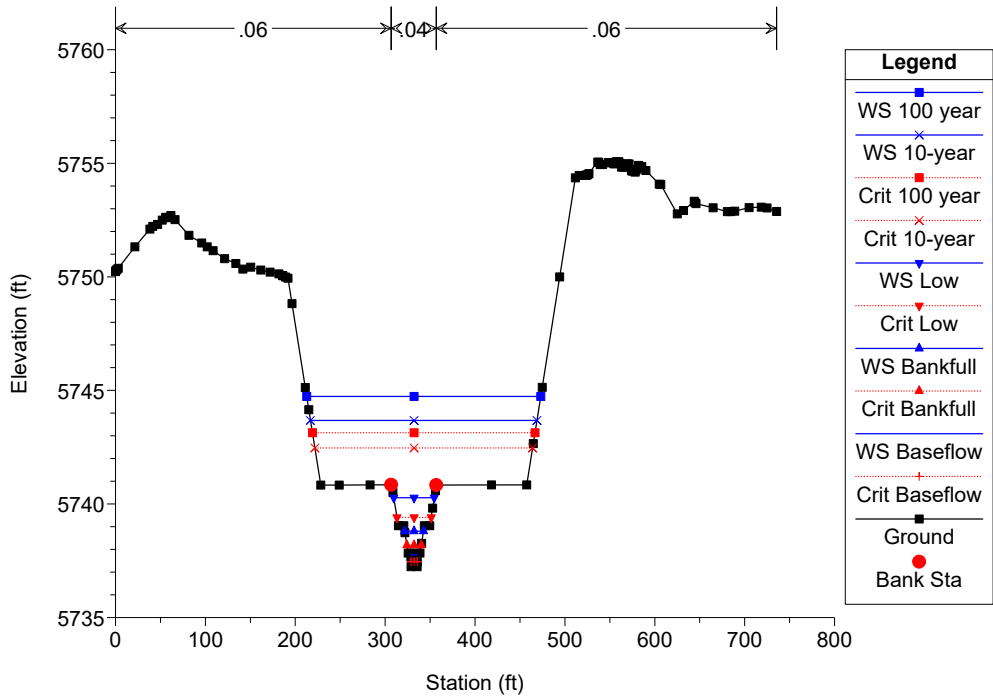
Large Scale Reach models Plan: Plan 03 5/4/2023



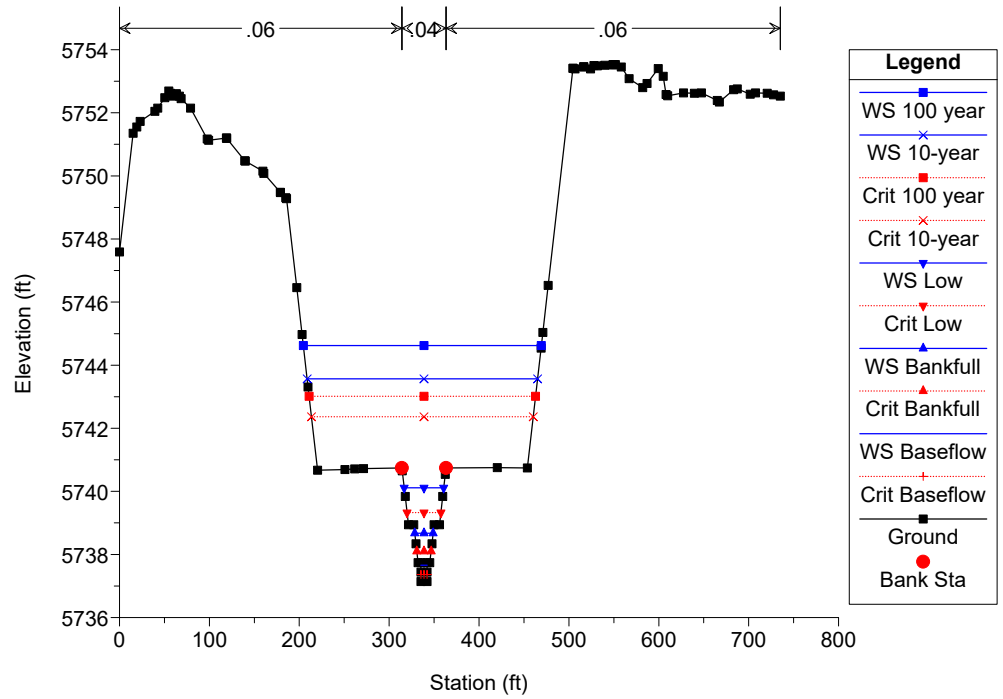
Large Scale Reach models Plan: Plan 03 5/4/2023



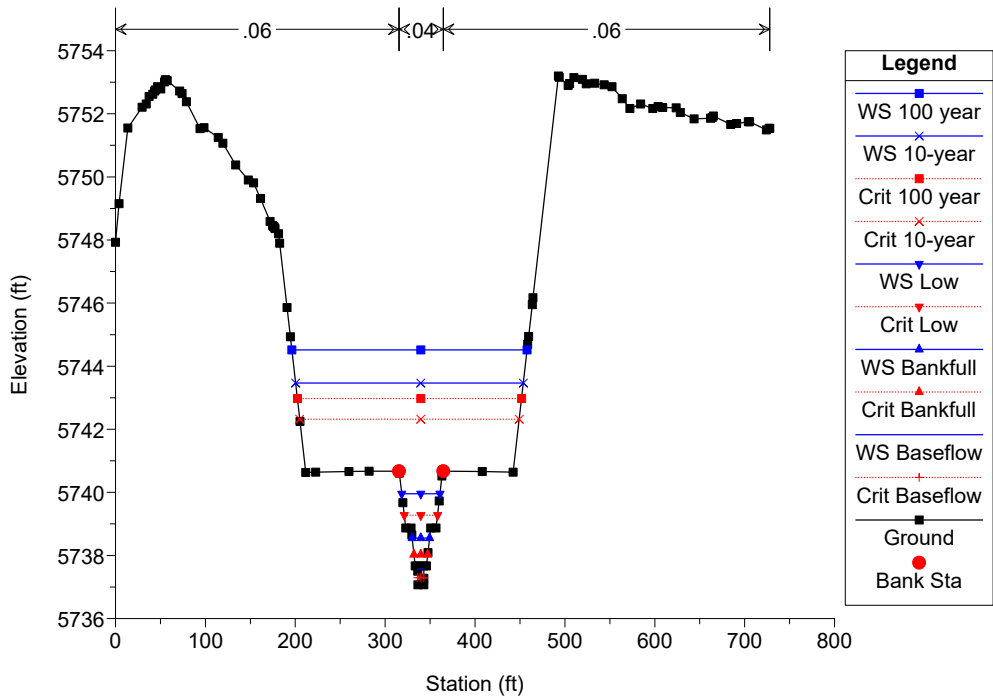
Large Scale Reach models Plan: Plan 03 5/4/2023



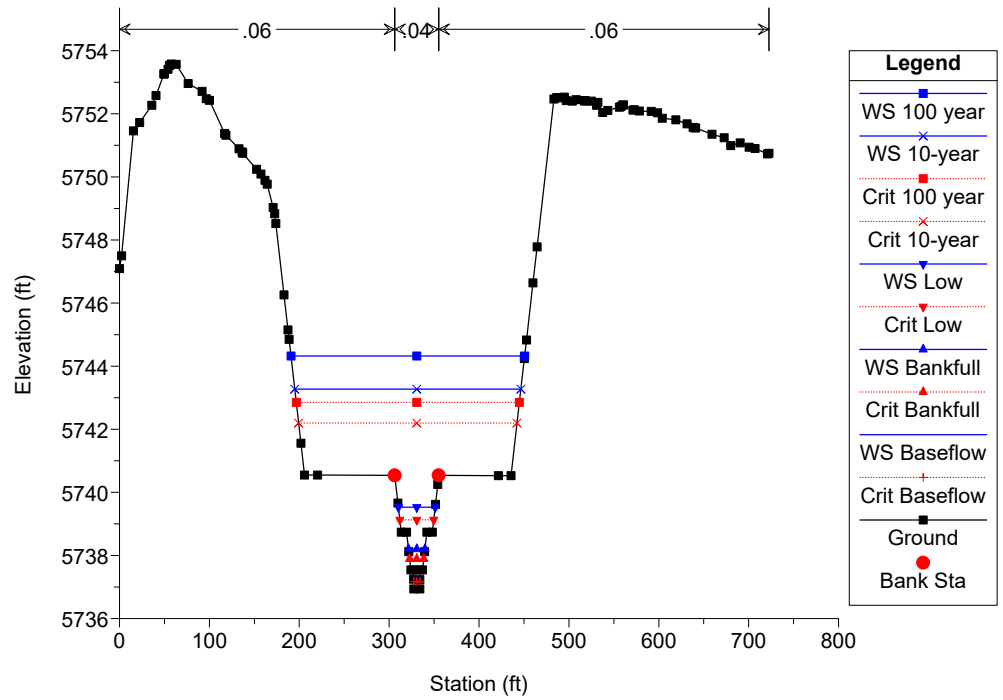
Large Scale Reach models Plan: Plan 03 5/4/2023



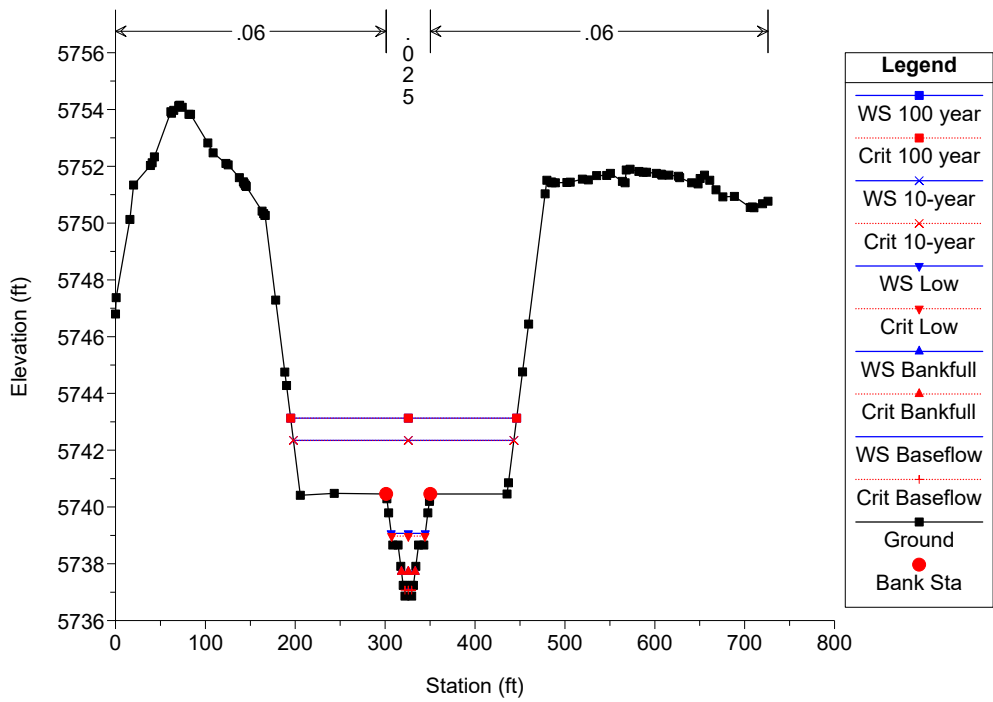
Large Scale Reach models Plan: Plan 03 5/4/2023



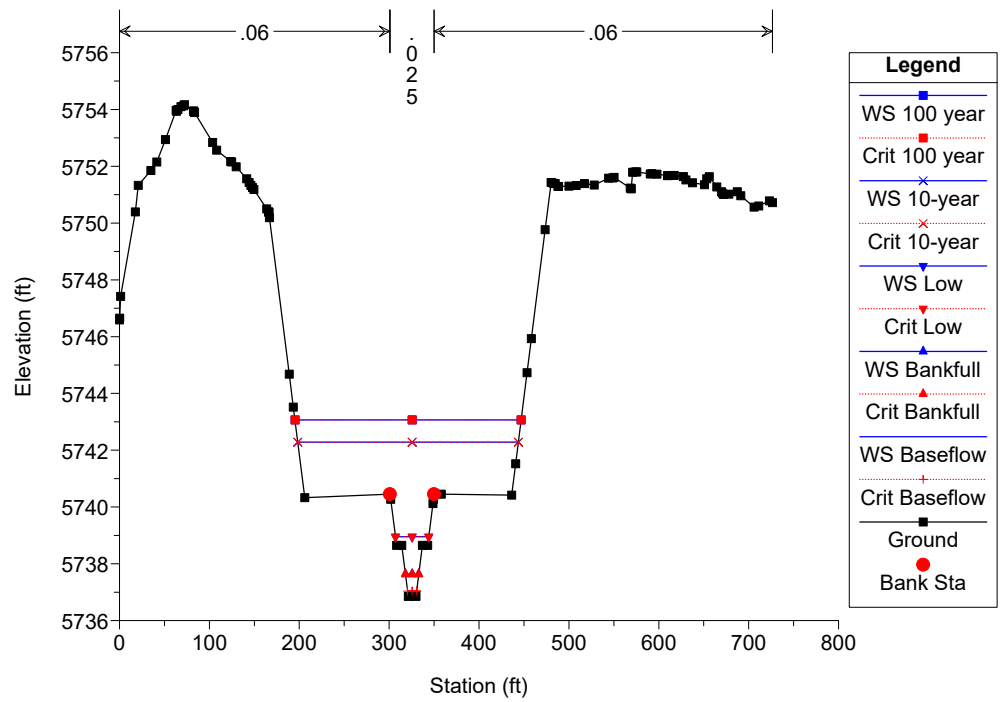
Large Scale Reach models Plan: Plan 03 5/4/2023



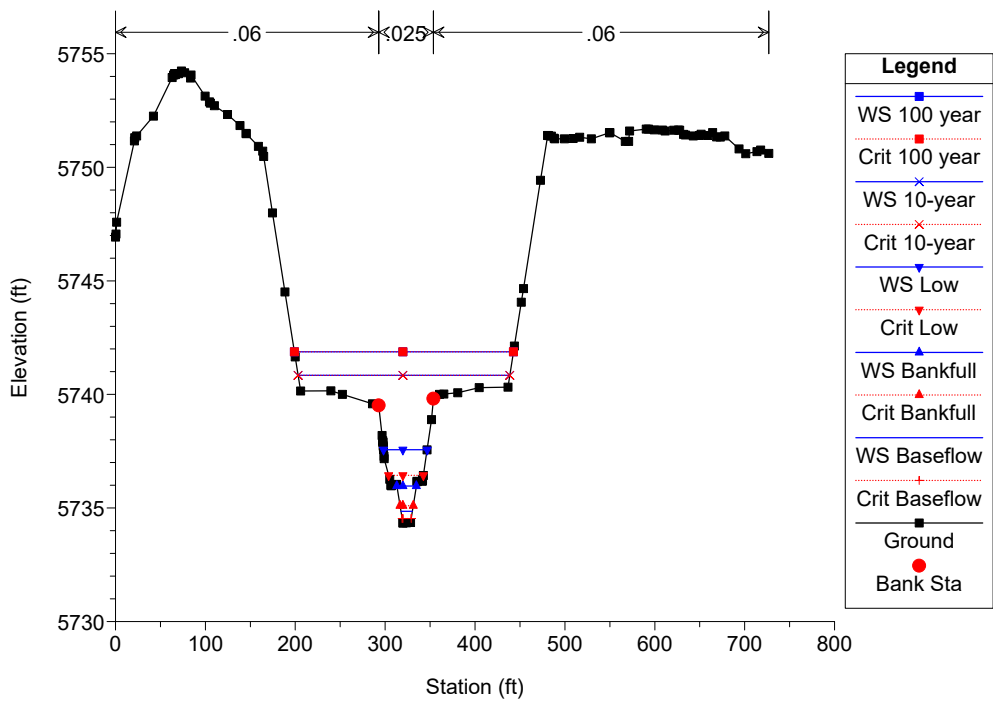
Large Scale Reach models Plan: Plan 03 5/4/2023



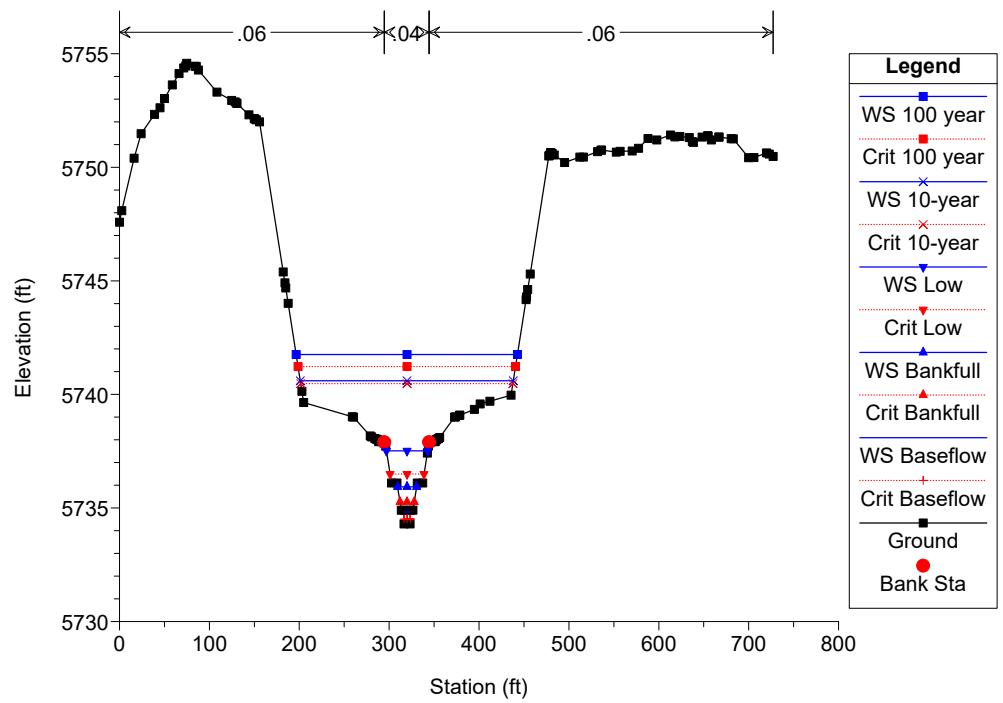
Large Scale Reach models Plan: Plan 03 5/4/2023



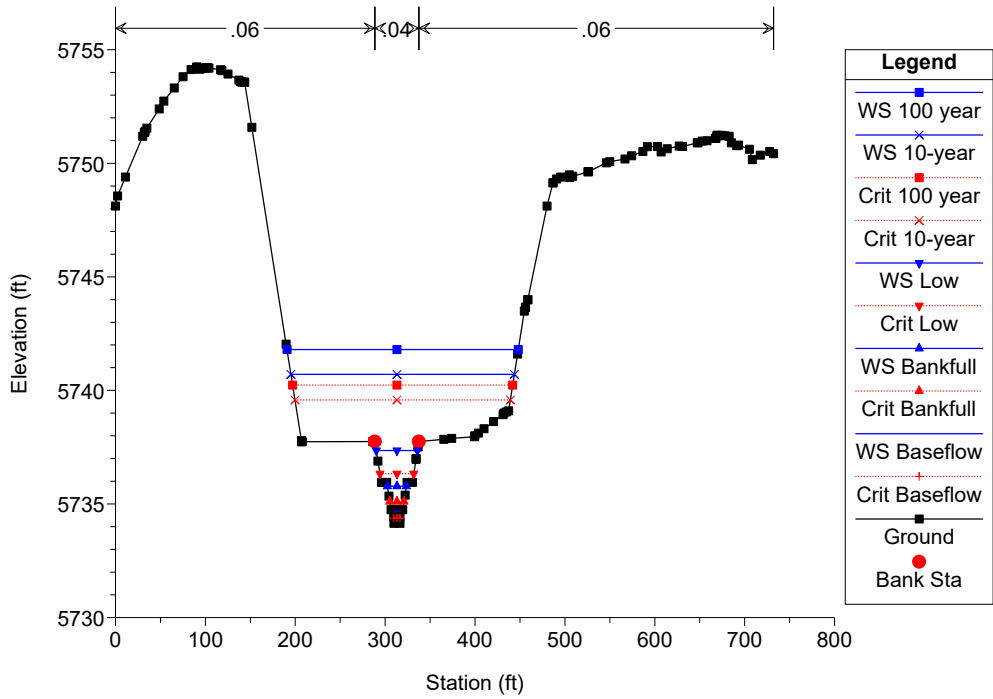
Large Scale Reach models Plan: Plan 03 5/4/2023



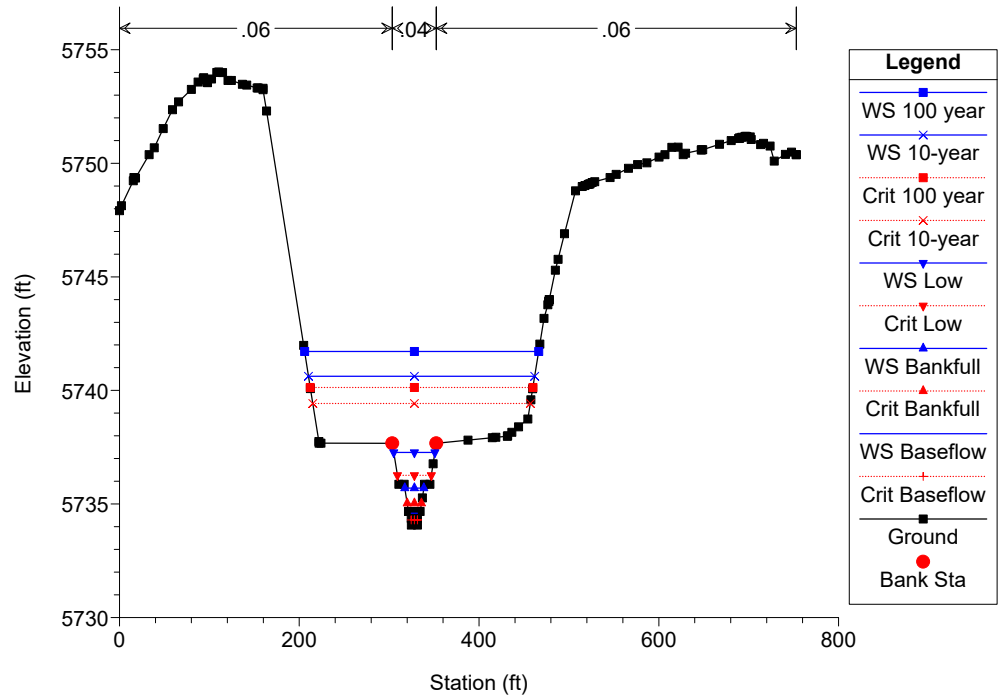
Large Scale Reach models Plan: Plan 03 5/4/2023



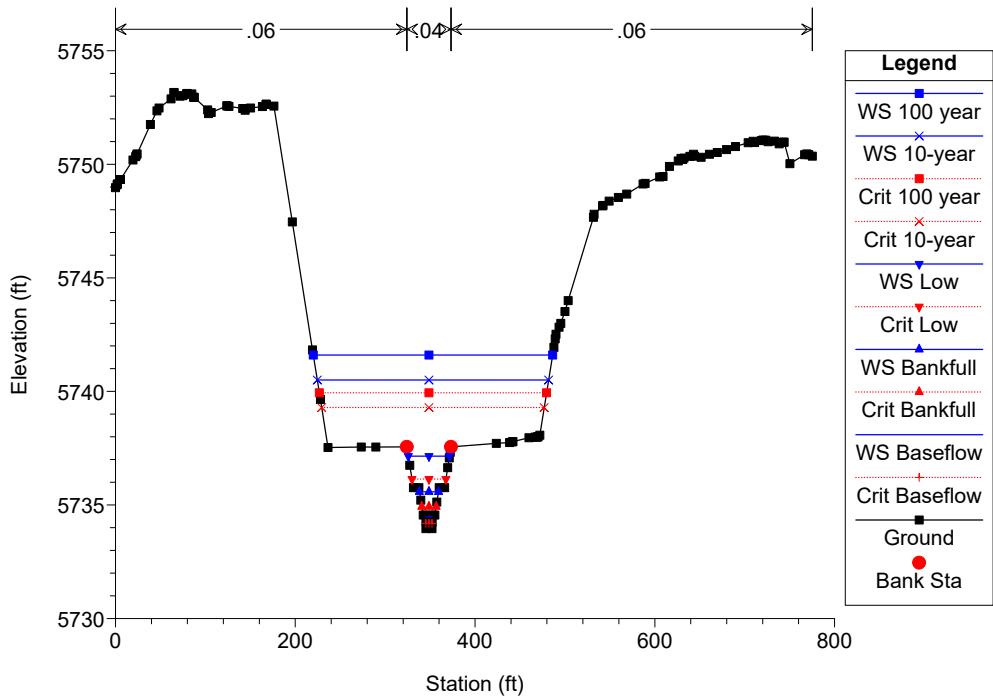
Large Scale Reach models Plan: Plan 03 5/4/2023



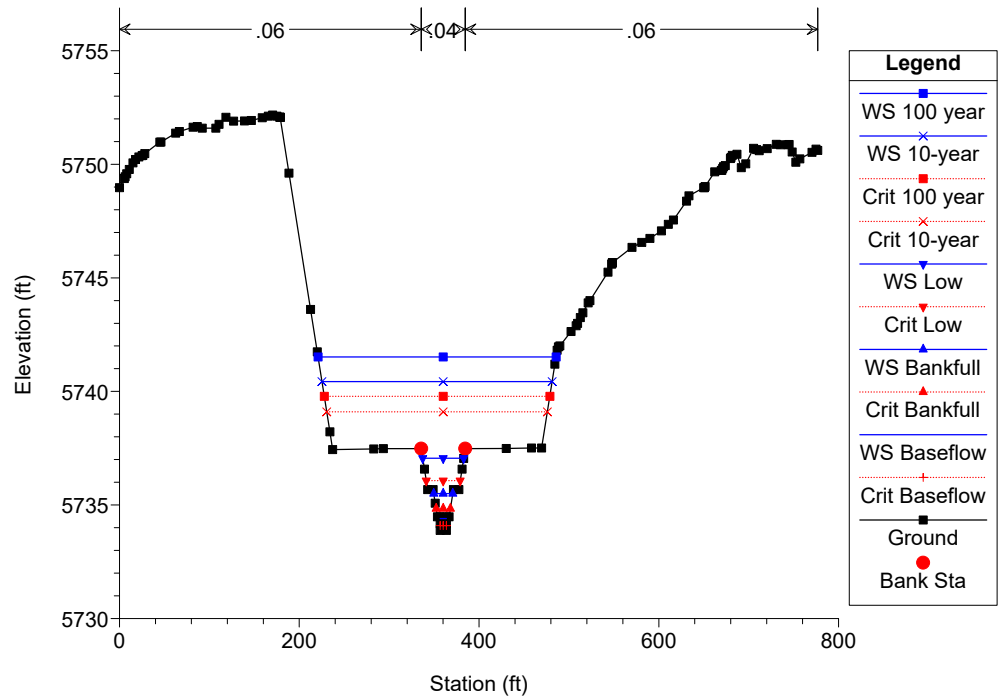
Large Scale Reach models Plan: Plan 03 5/4/2023



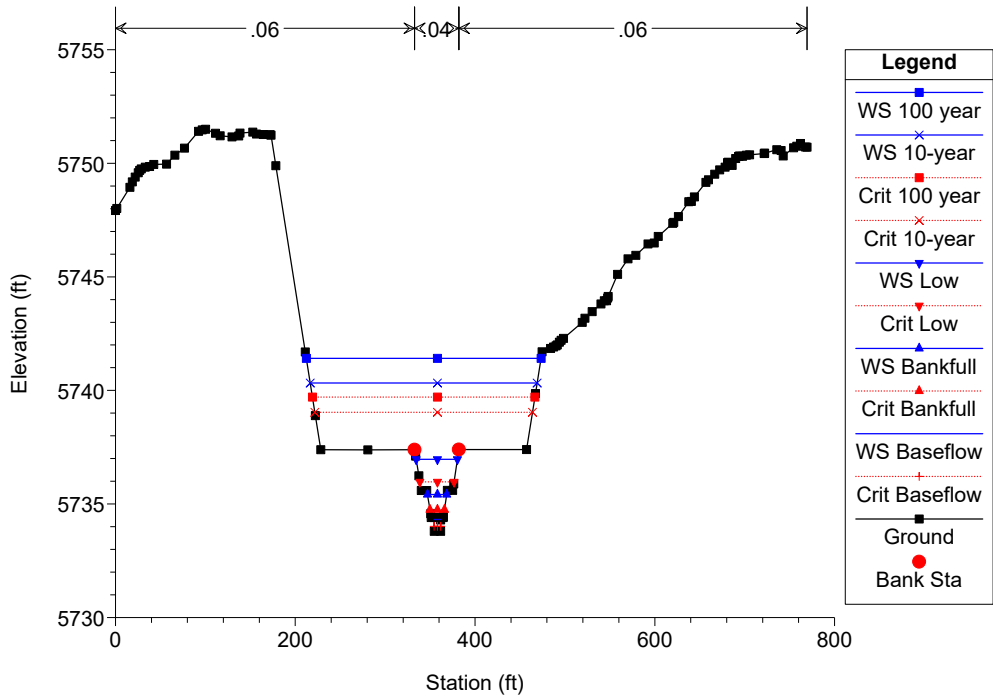
Large Scale Reach models Plan: Plan 03 5/4/2023



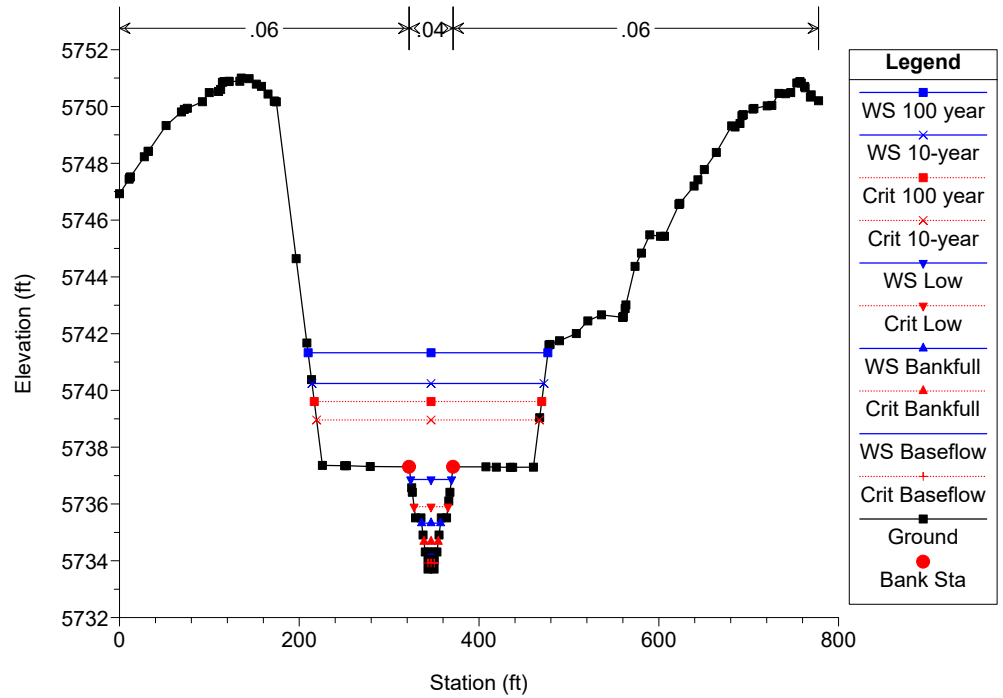
Large Scale Reach models Plan: Plan 03 5/4/2023



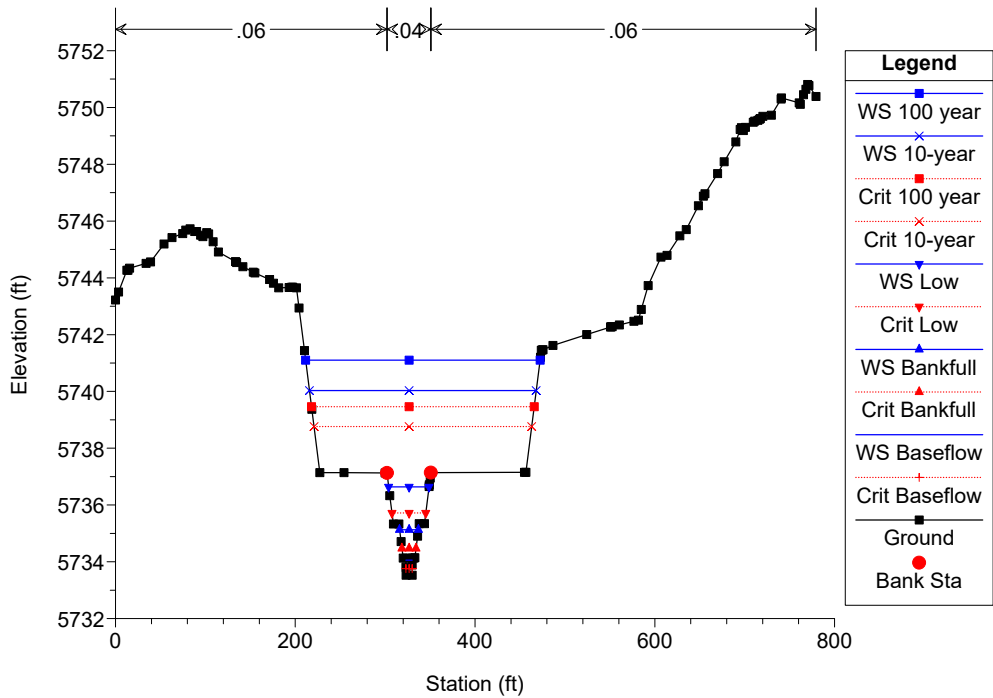
Large Scale Reach models Plan: Plan 03 5/4/2023



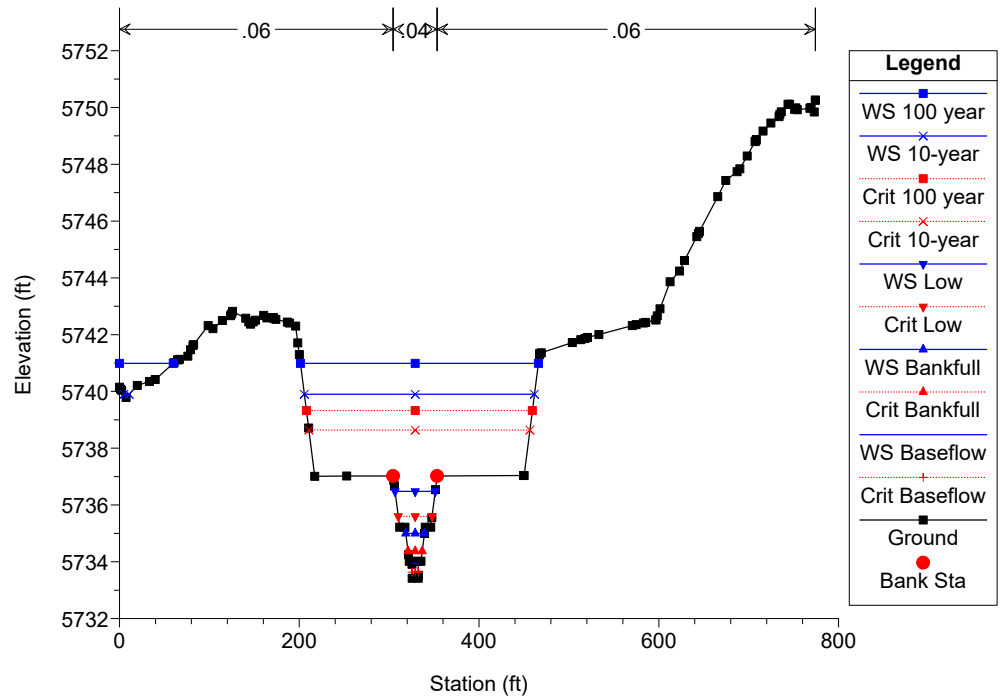
Large Scale Reach models Plan: Plan 03 5/4/2023



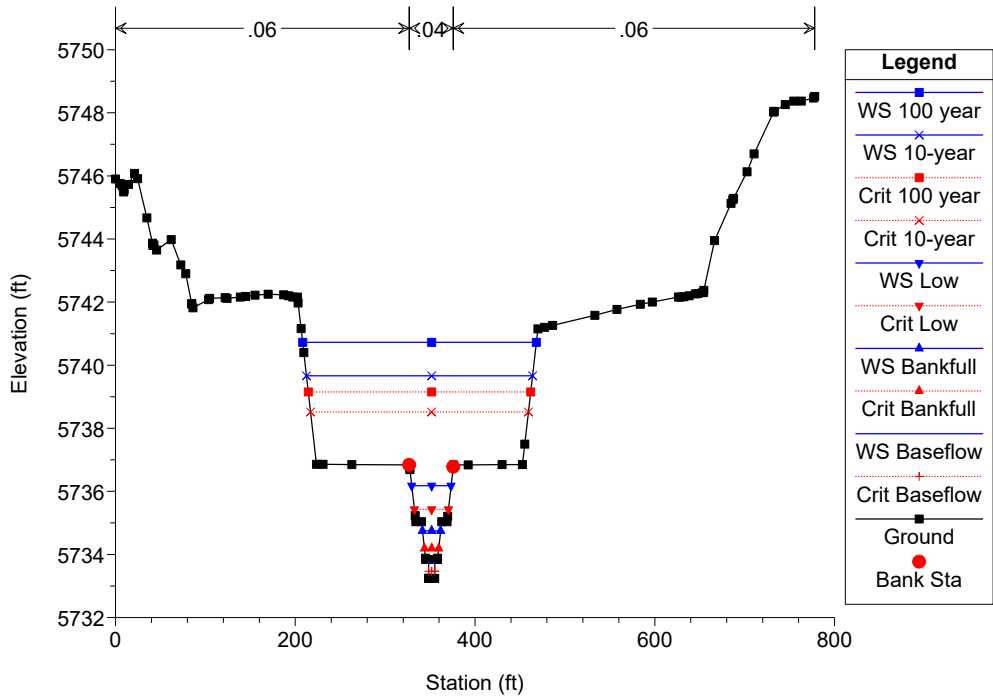
Large Scale Reach models Plan: Plan 03 5/4/2023



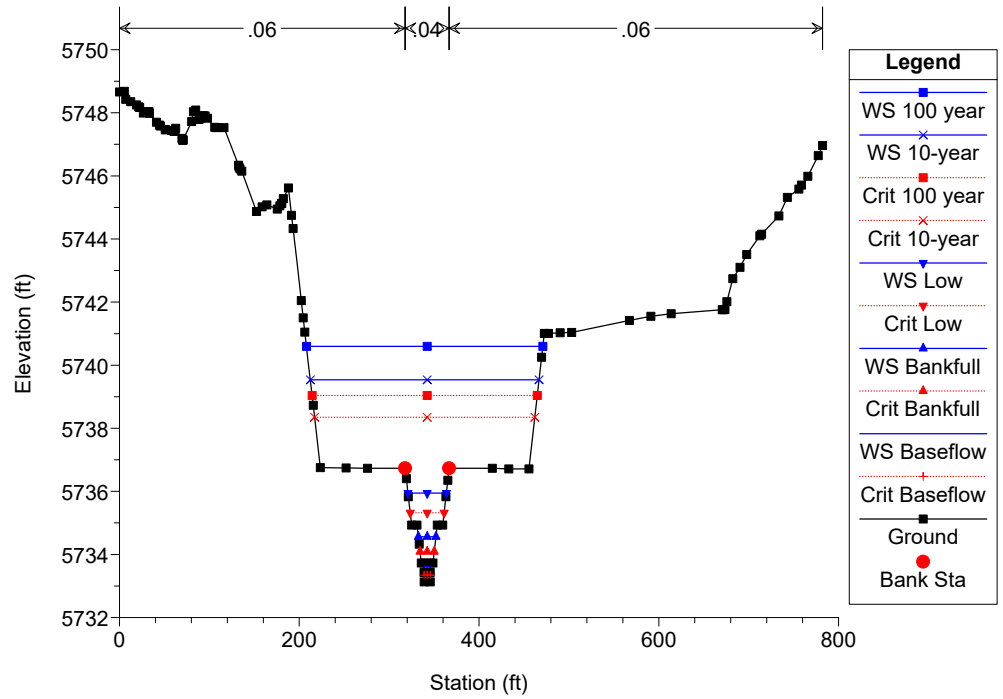
Large Scale Reach models Plan: Plan 03 5/4/2023



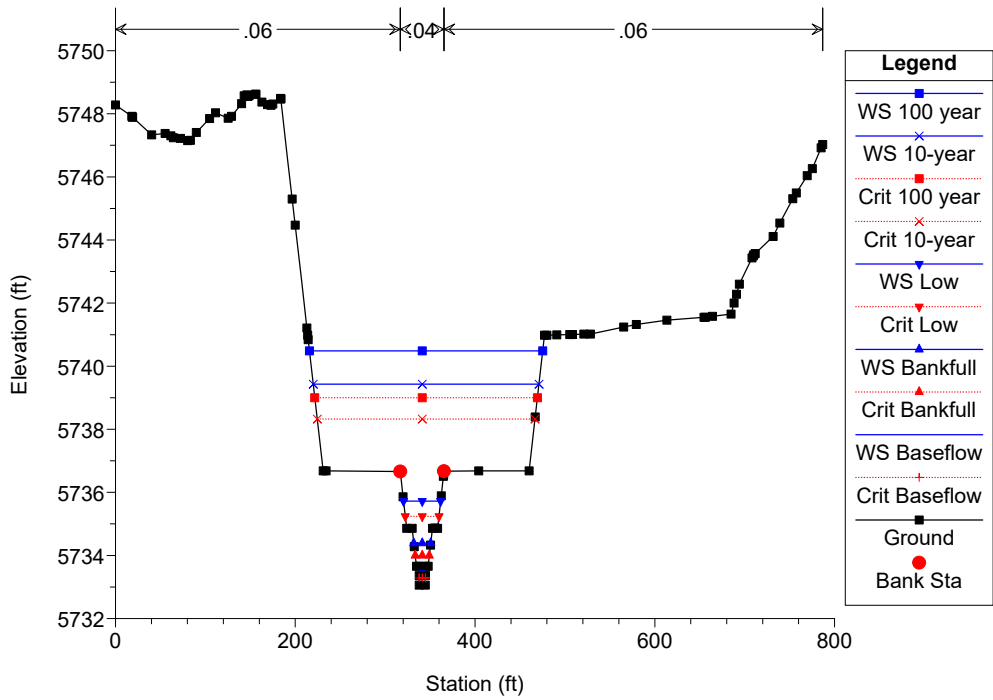
Large Scale Reach models Plan: Plan 03 5/4/2023



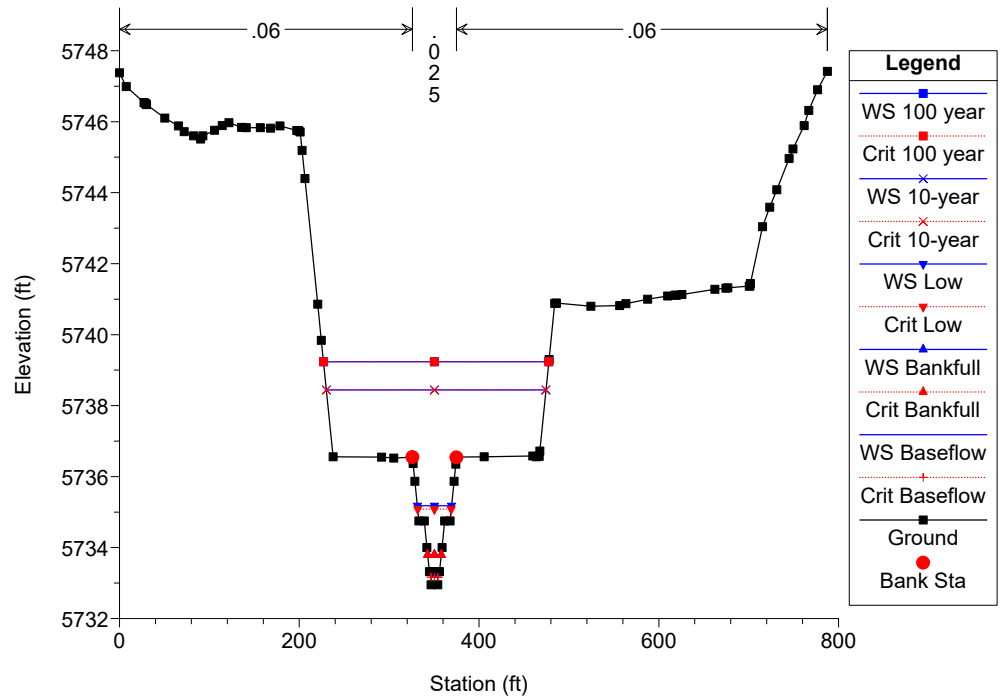
Large Scale Reach models Plan: Plan 03 5/4/2023



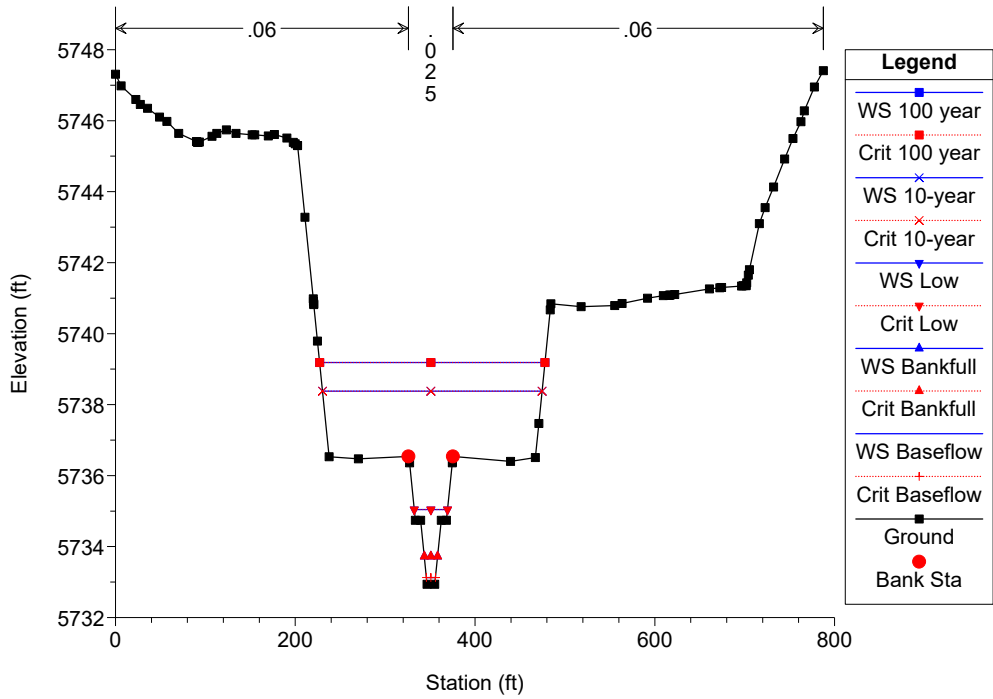
Large Scale Reach models Plan: Plan 03 5/4/2023



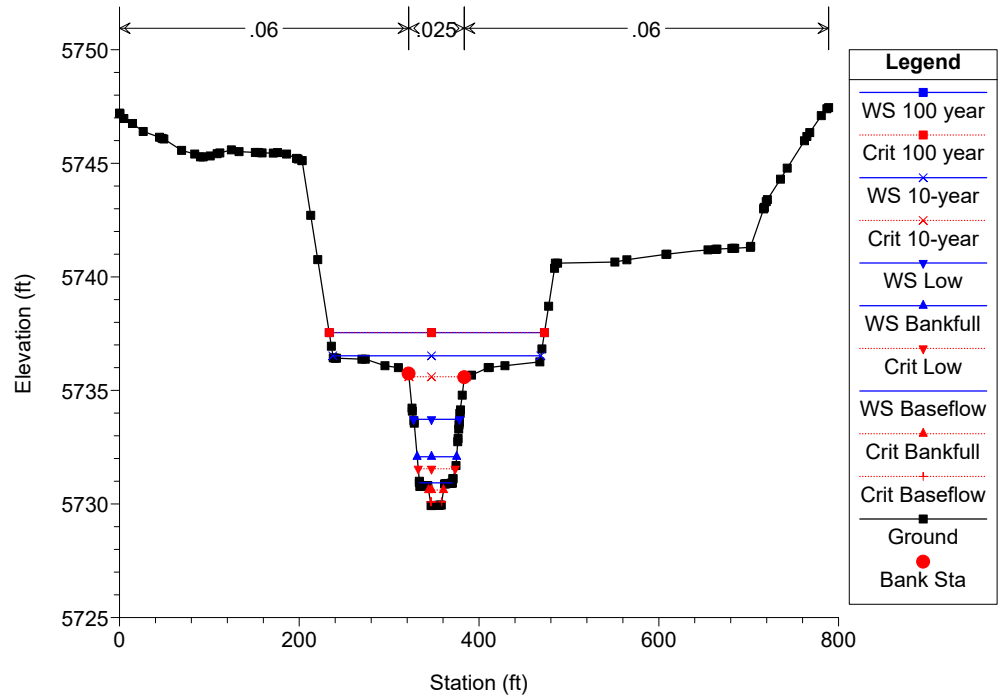
Large Scale Reach models Plan: Plan 03 5/4/2023



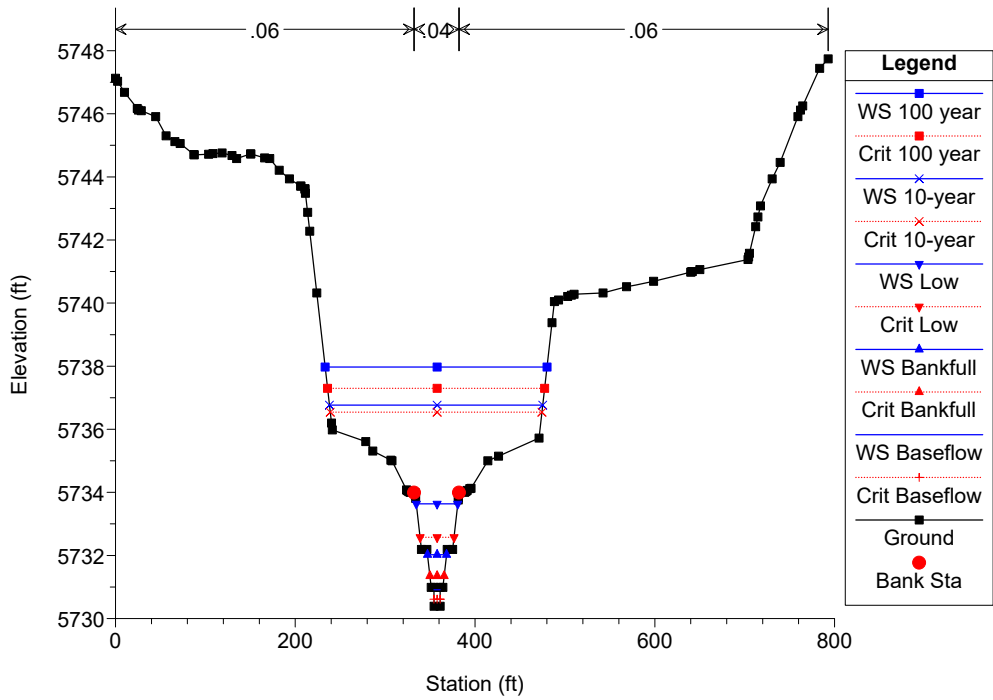
Large Scale Reach models Plan: Plan 03 5/4/2023



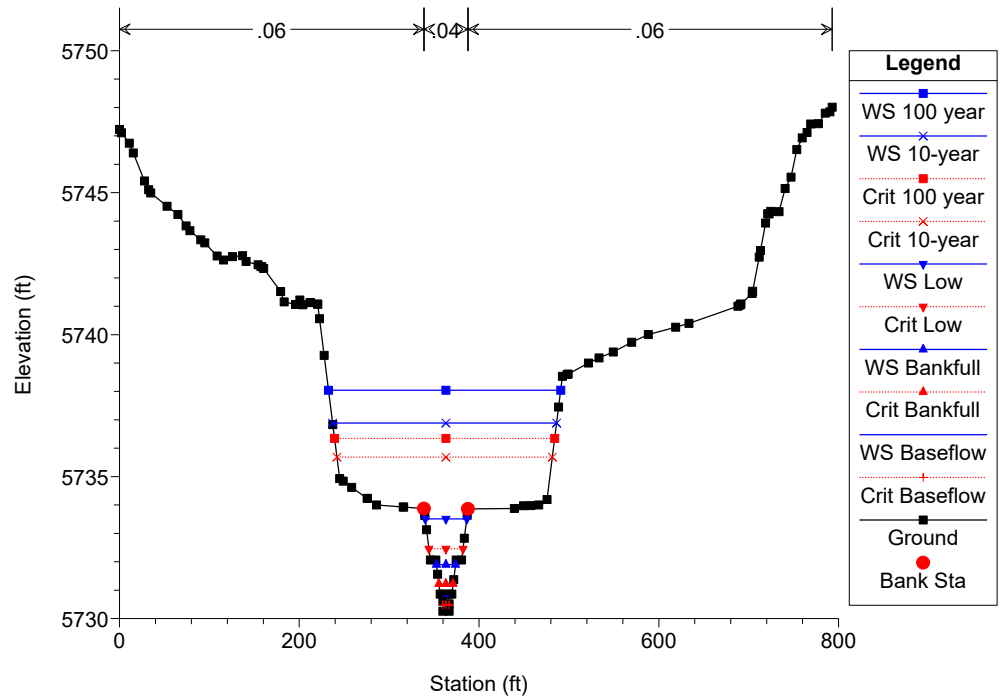
Large Scale Reach models Plan: Plan 03 5/4/2023



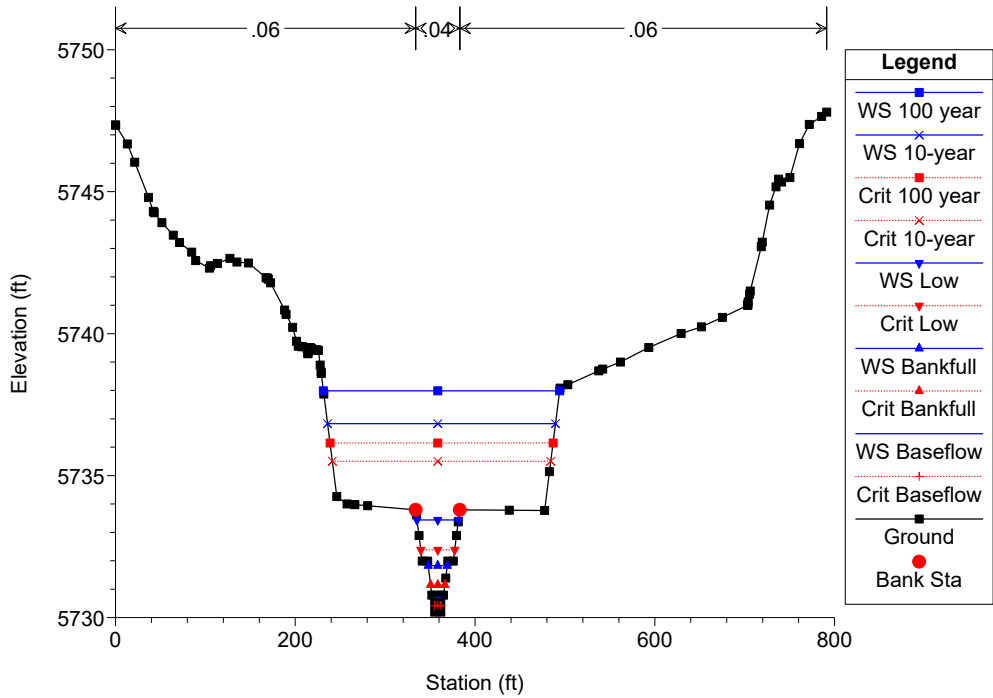
Large Scale Reach models Plan: Plan 03 5/4/2023



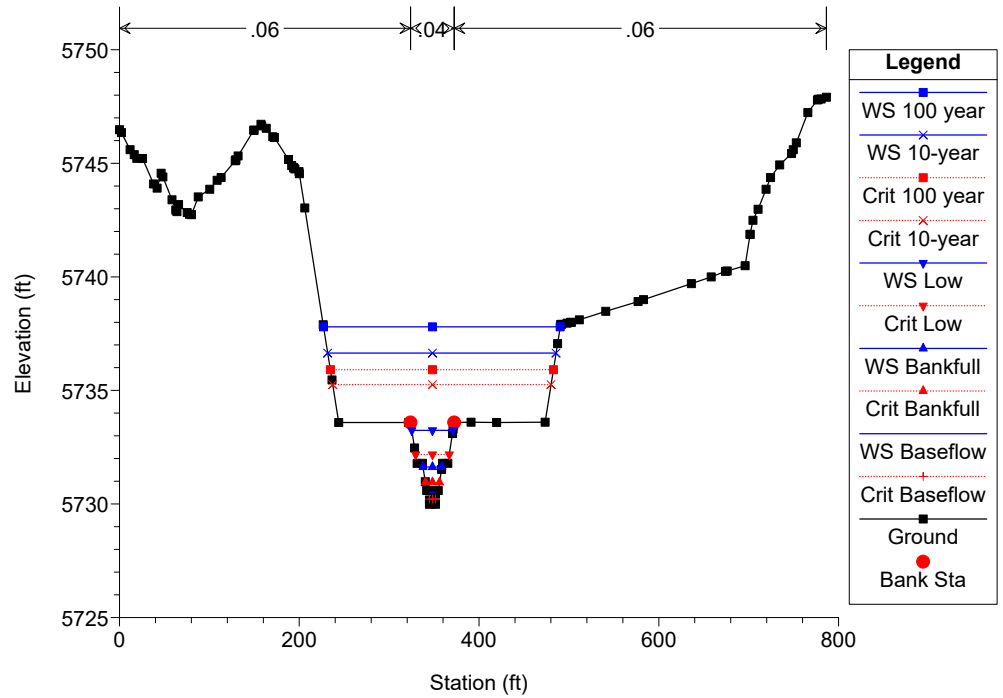
Large Scale Reach models Plan: Plan 03 5/4/2023



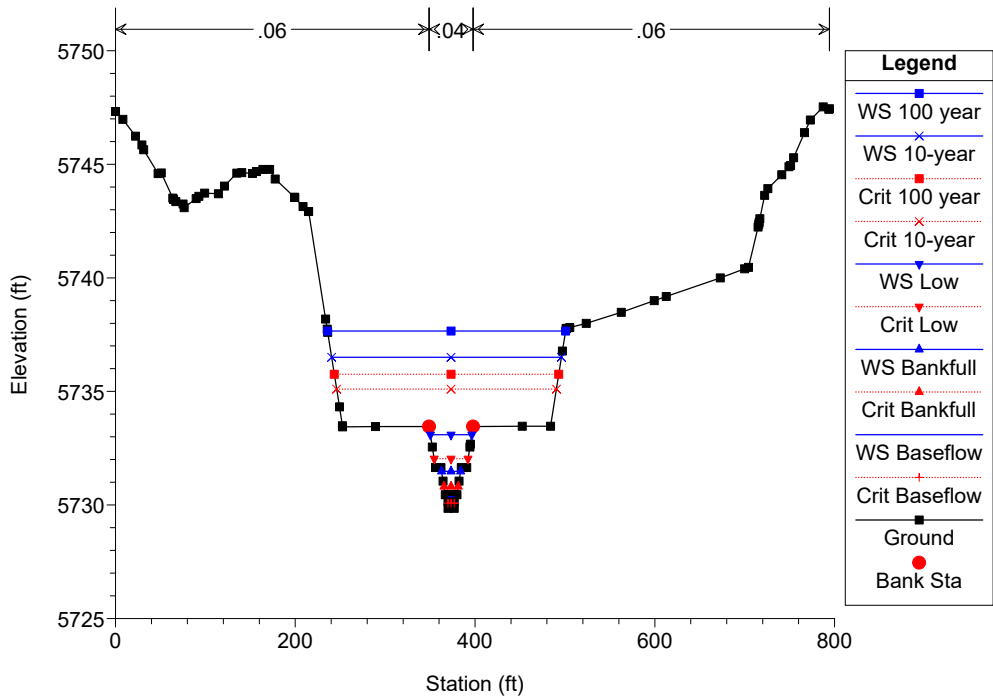
Large Scale Reach models Plan: Plan 03 5/4/2023



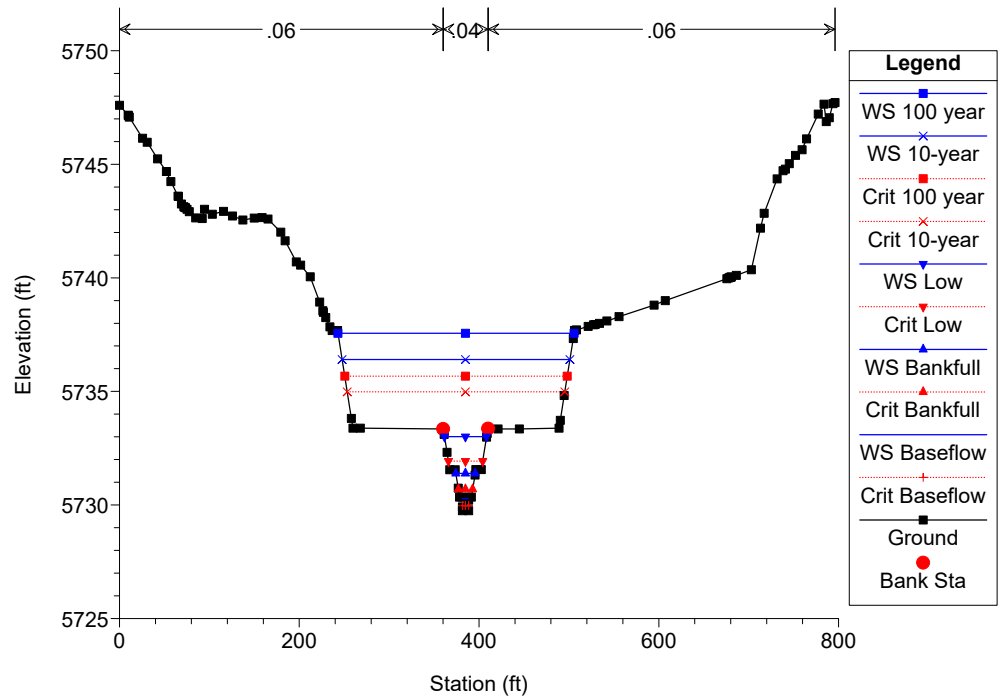
Large Scale Reach models Plan: Plan 03 5/4/2023



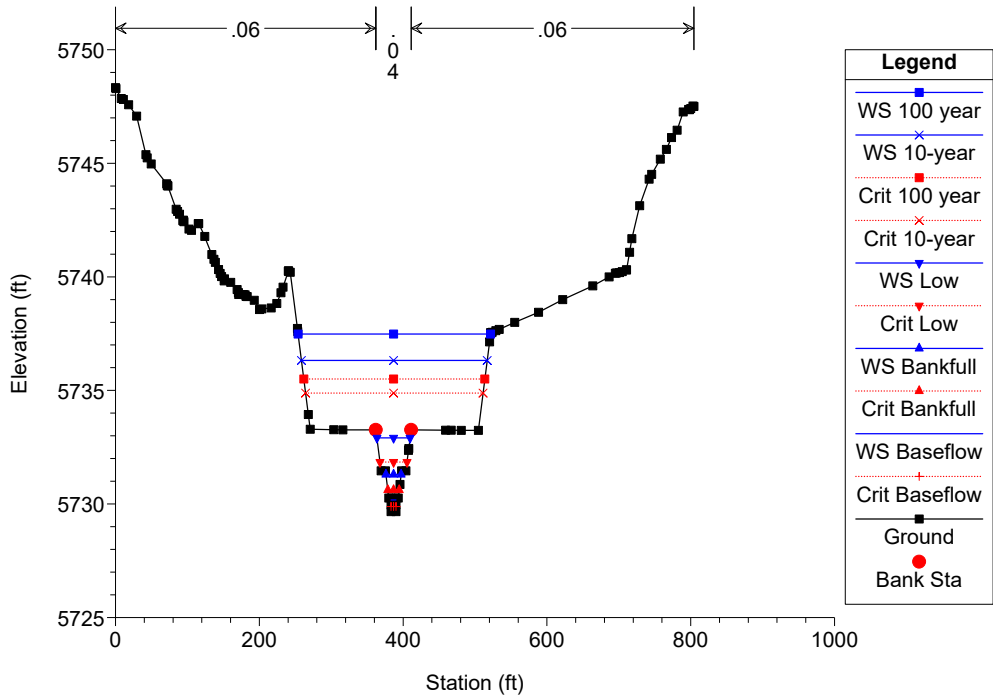
Large Scale Reach models Plan: Plan 03 5/4/2023



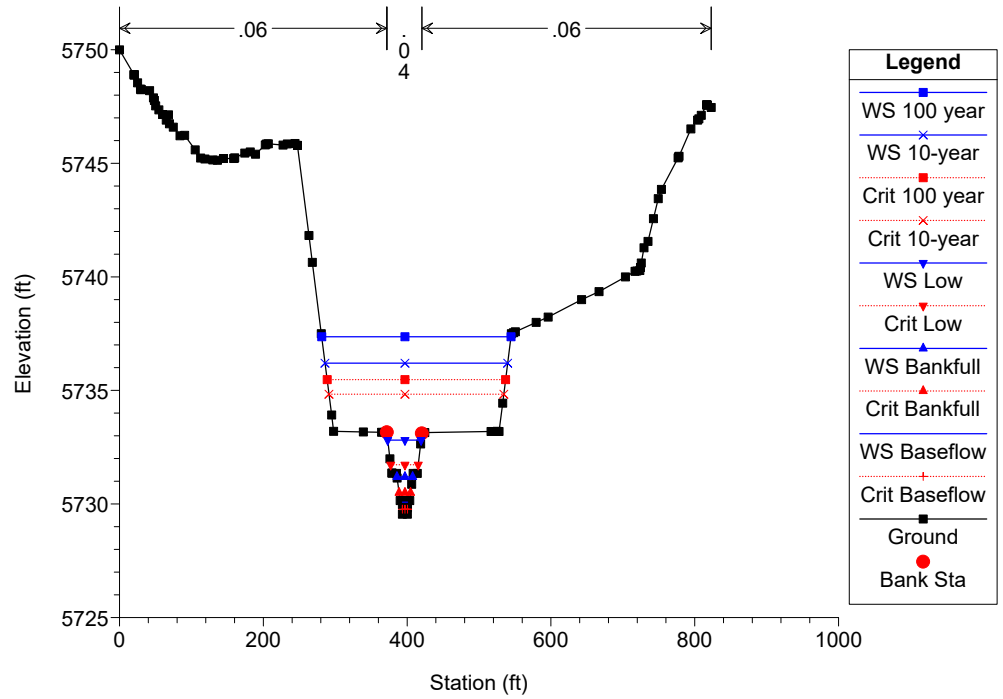
Large Scale Reach models Plan: Plan 03 5/4/2023



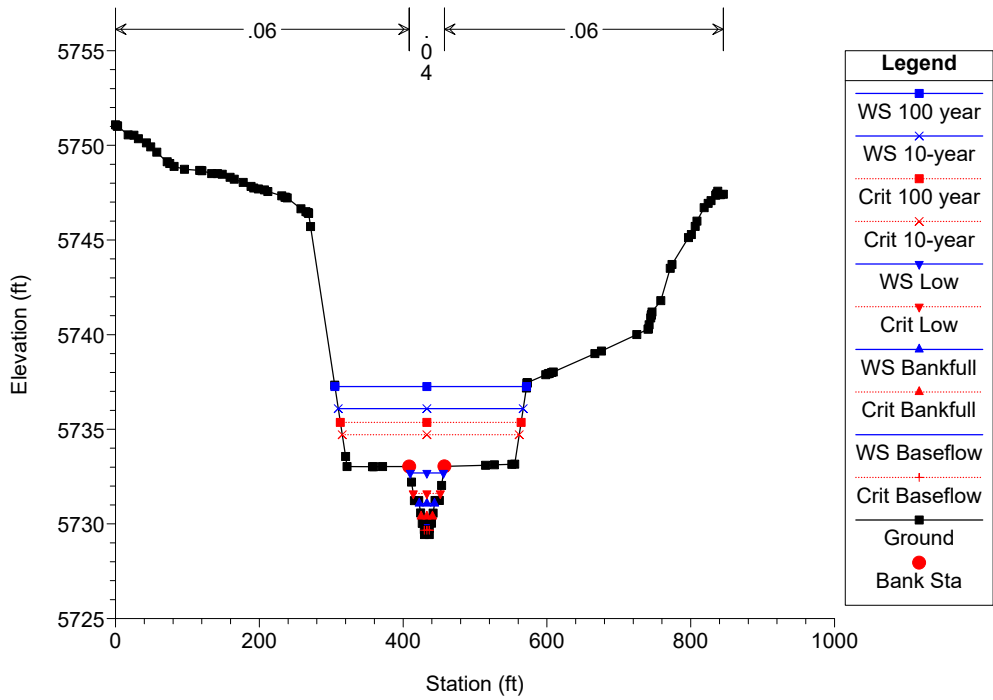
Large Scale Reach models Plan: Plan 03 5/4/2023



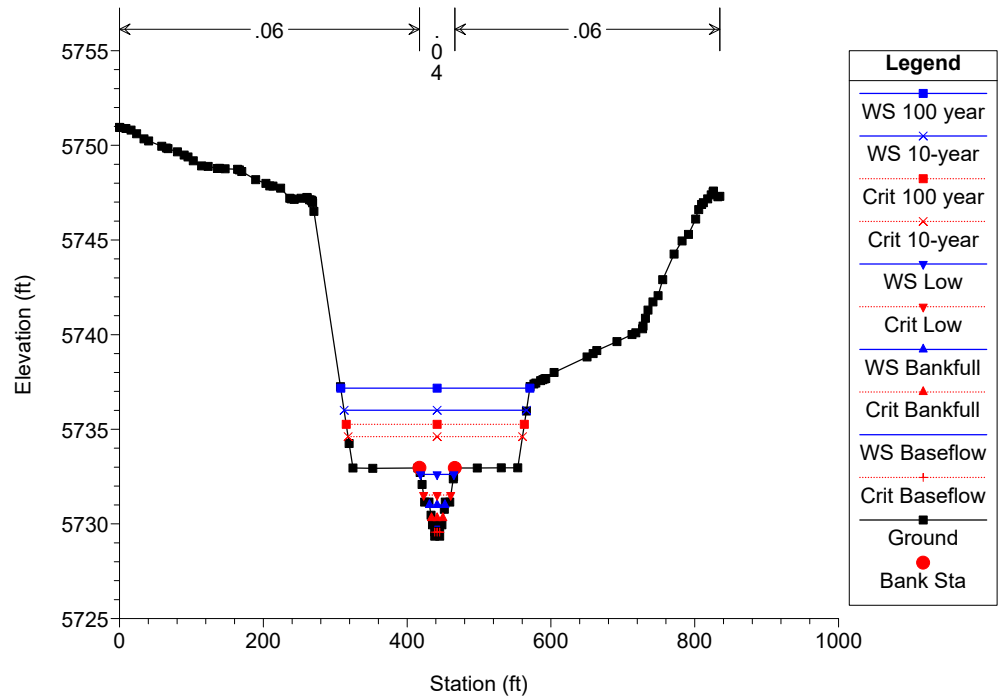
Large Scale Reach models Plan: Plan 03 5/4/2023



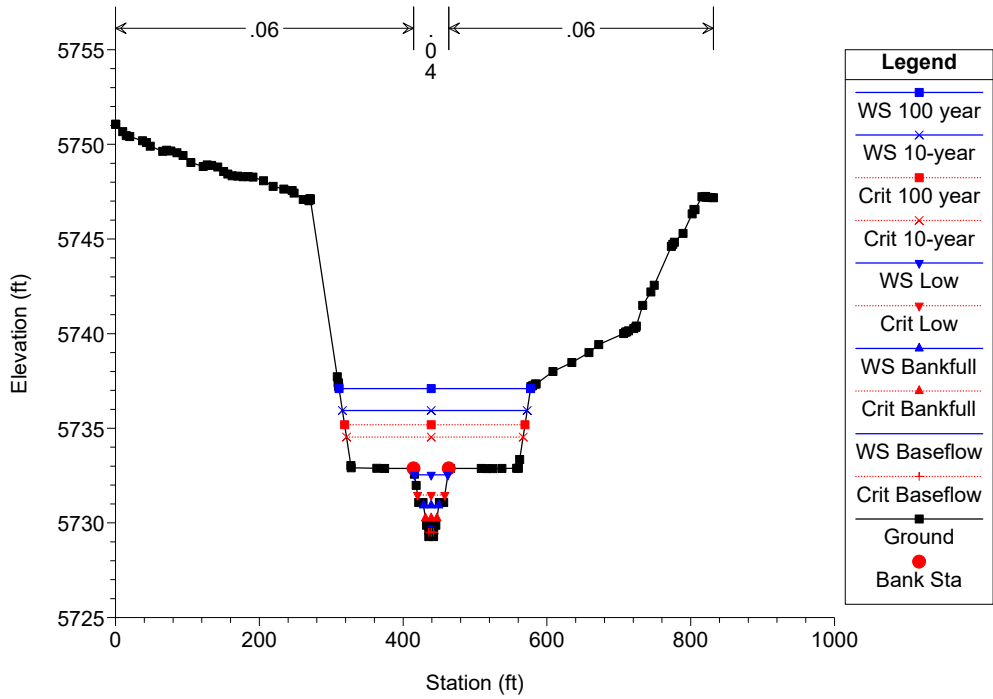
Large Scale Reach models Plan: Plan 03 5/4/2023



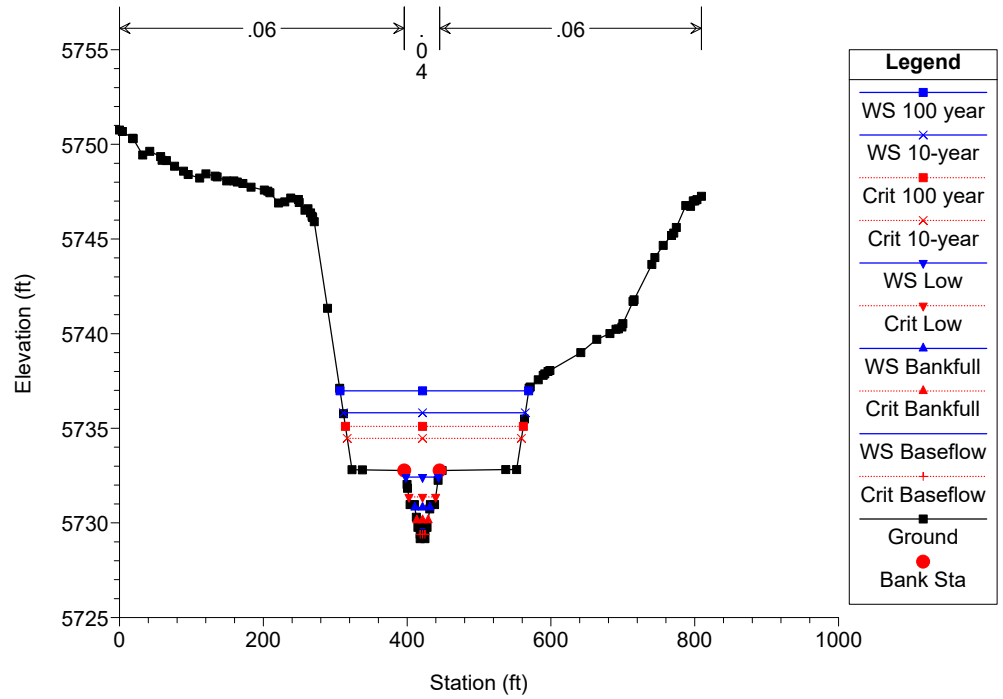
Large Scale Reach models Plan: Plan 03 5/4/2023



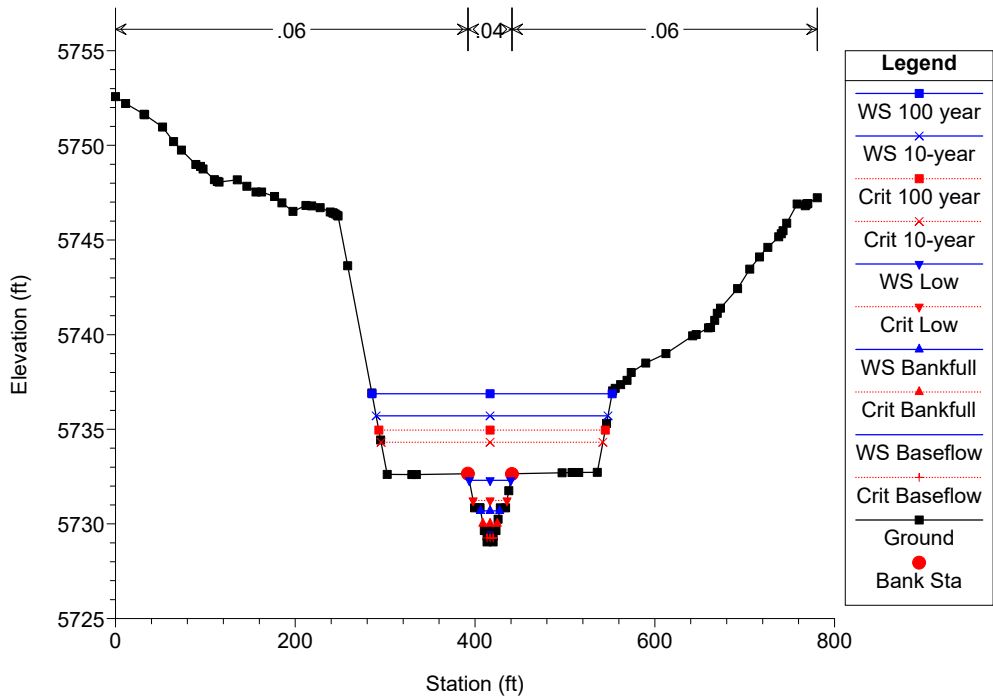
Large Scale Reach models Plan: Plan 03 5/4/2023



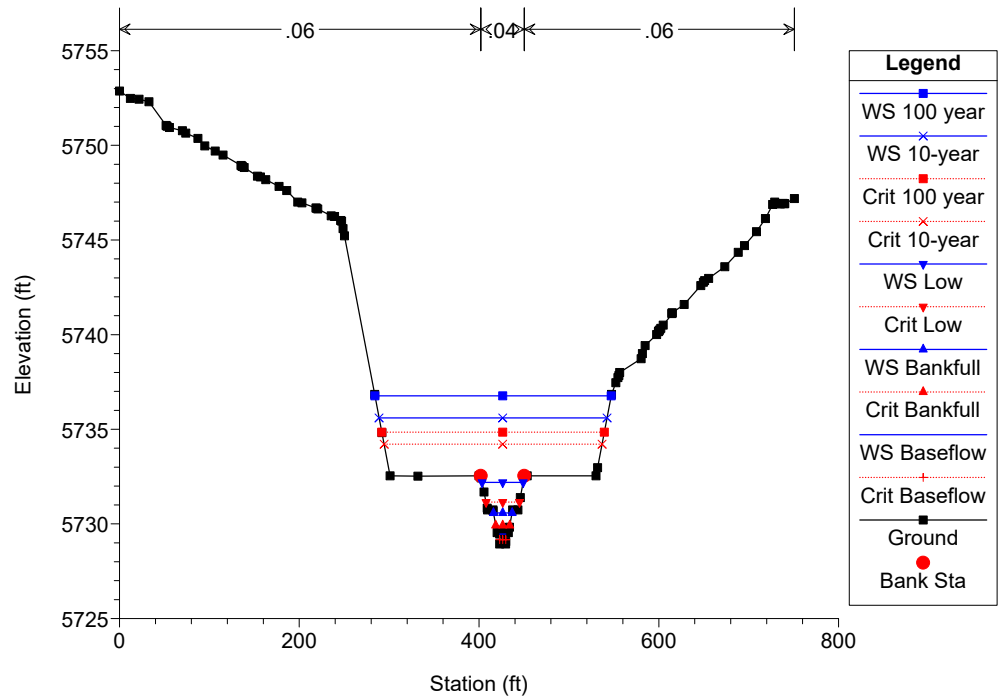
Large Scale Reach models Plan: Plan 03 5/4/2023



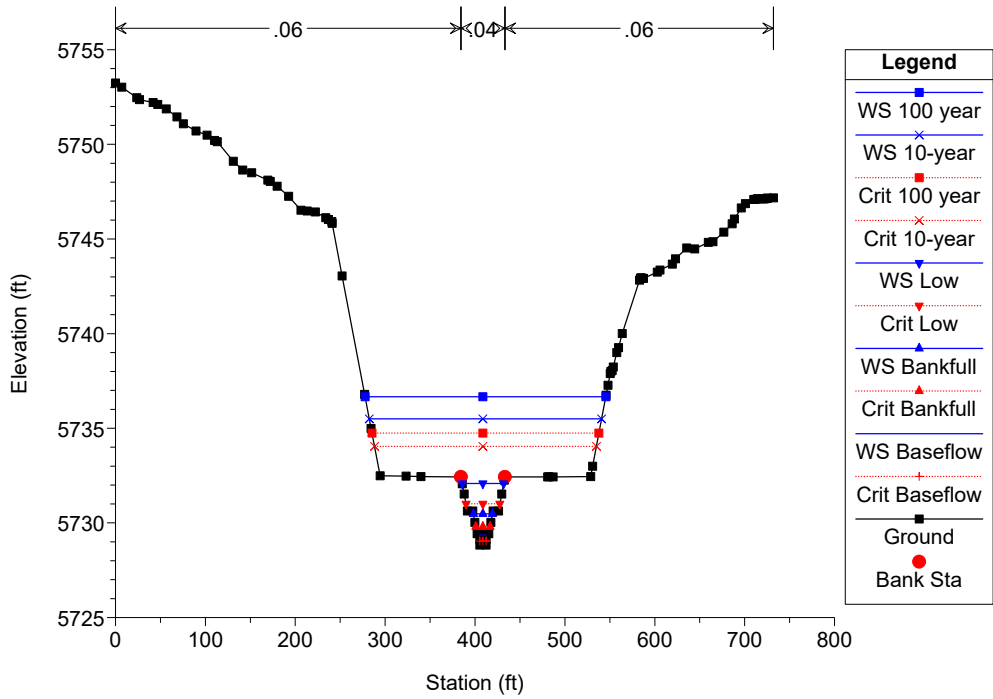
Large Scale Reach models Plan: Plan 03 5/4/2023



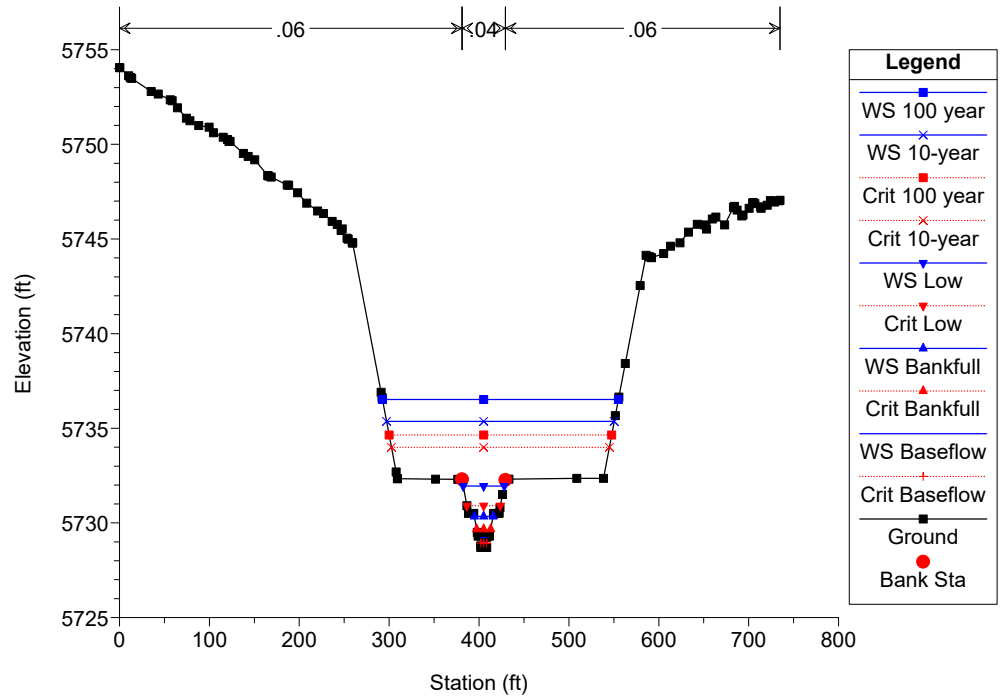
Large Scale Reach models Plan: Plan 03 5/4/2023



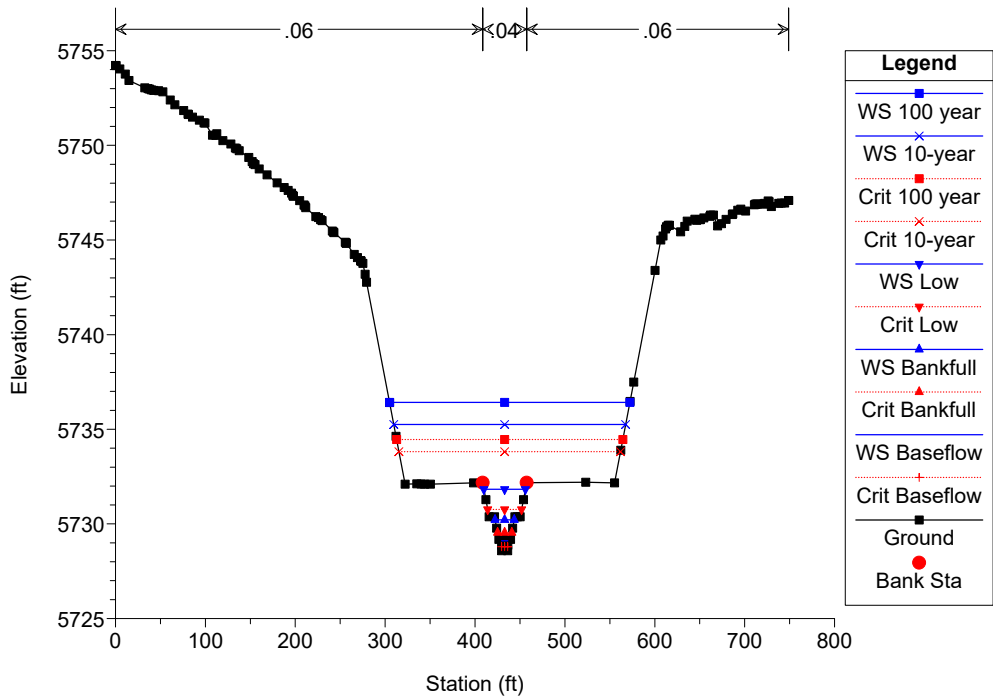
Large Scale Reach models Plan: Plan 03 5/4/2023



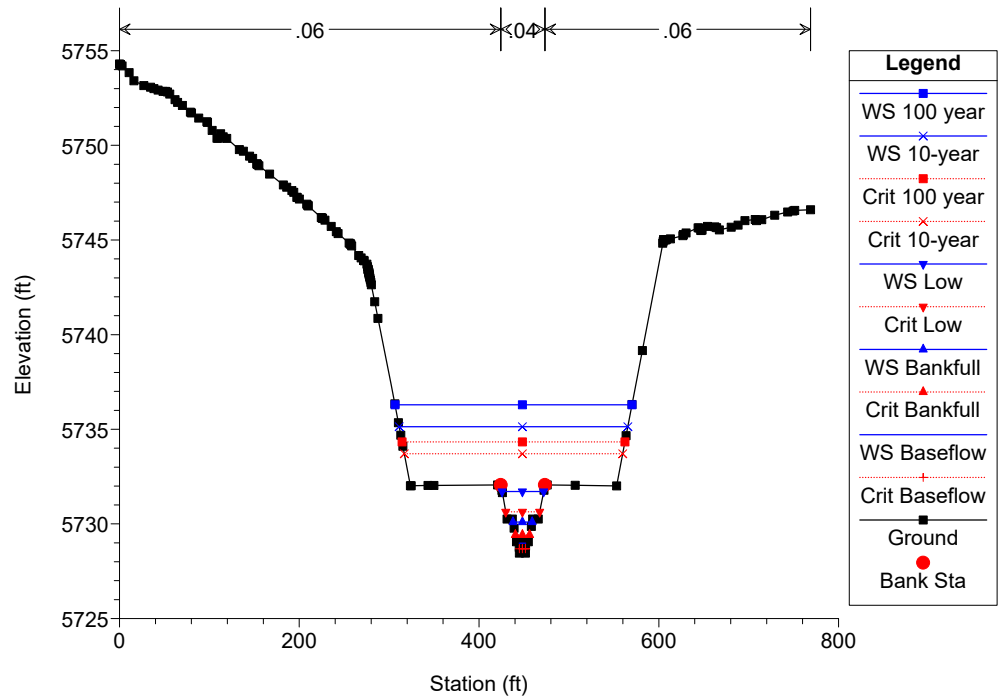
Large Scale Reach models Plan: Plan 03 5/4/2023



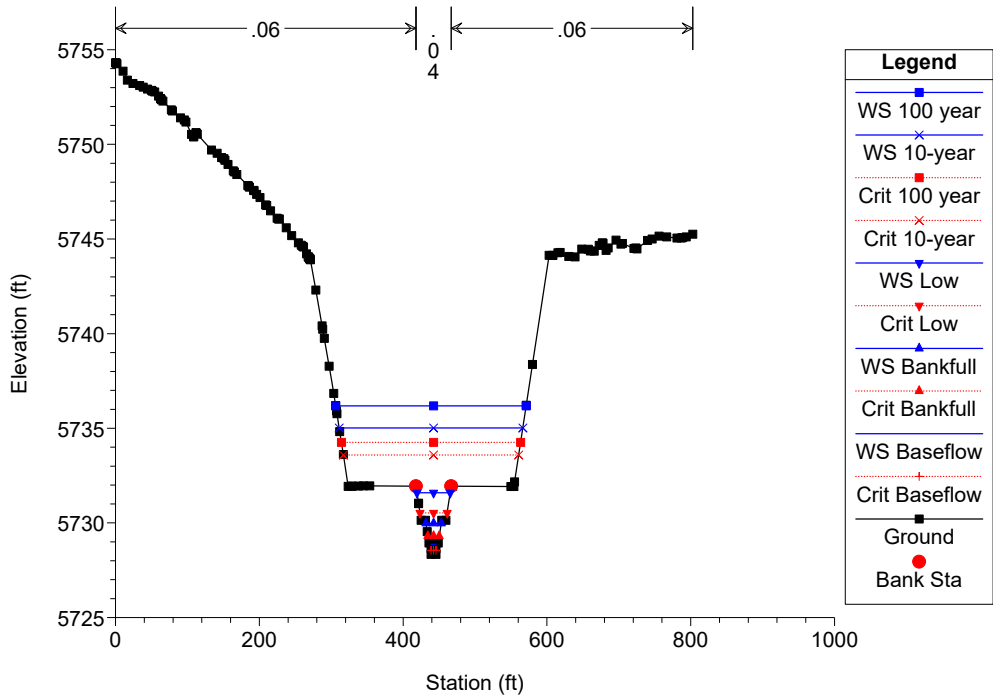
Large Scale Reach models Plan: Plan 03 5/4/2023



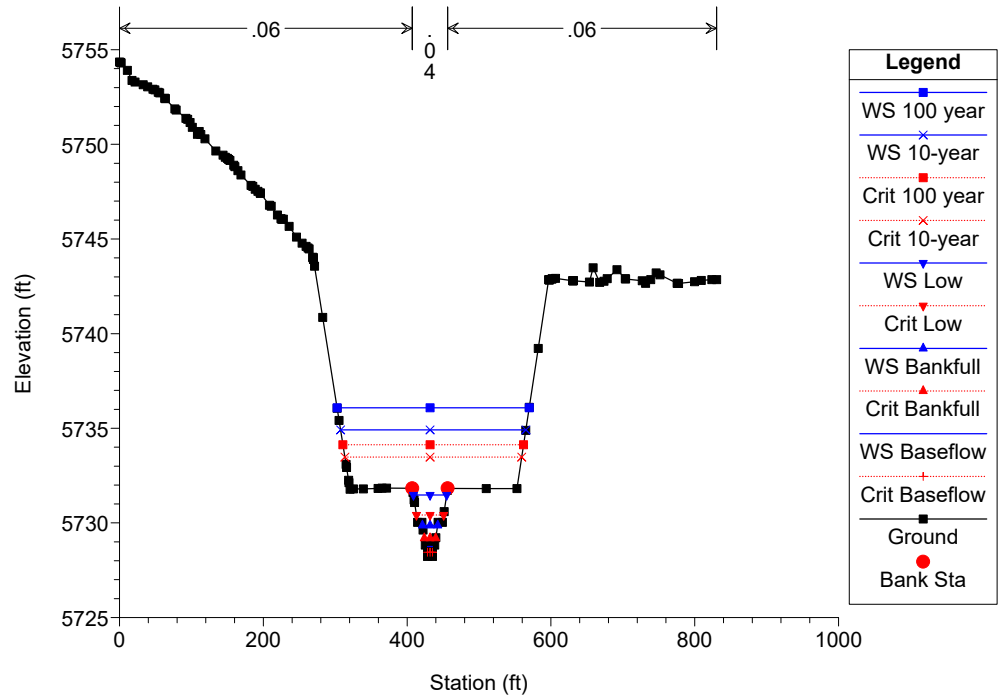
Large Scale Reach models Plan: Plan 03 5/4/2023



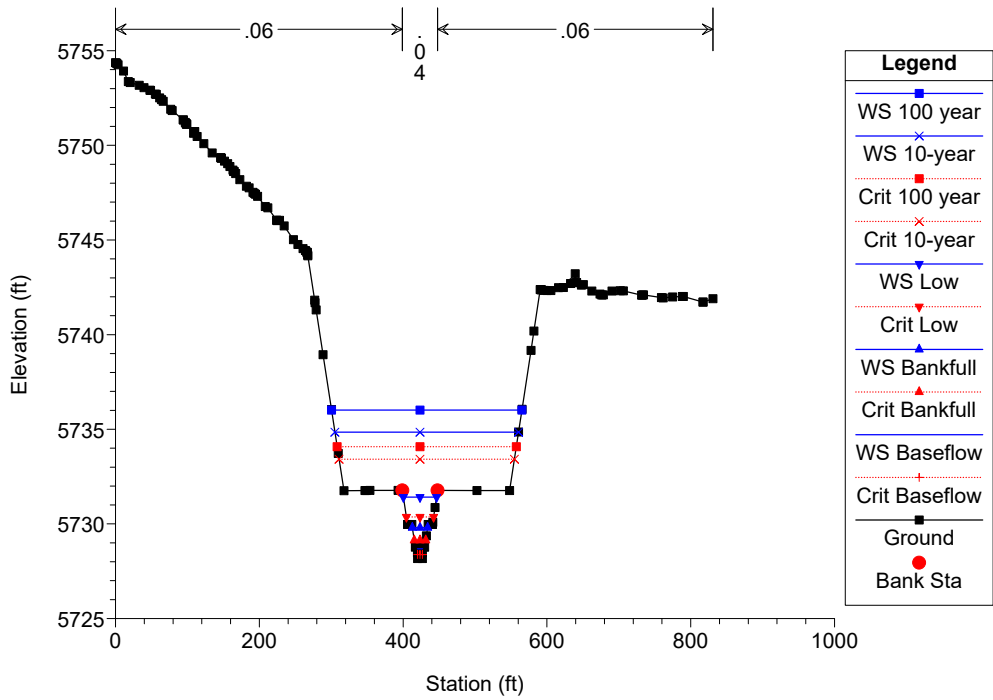
Large Scale Reach models Plan: Plan 03 5/4/2023



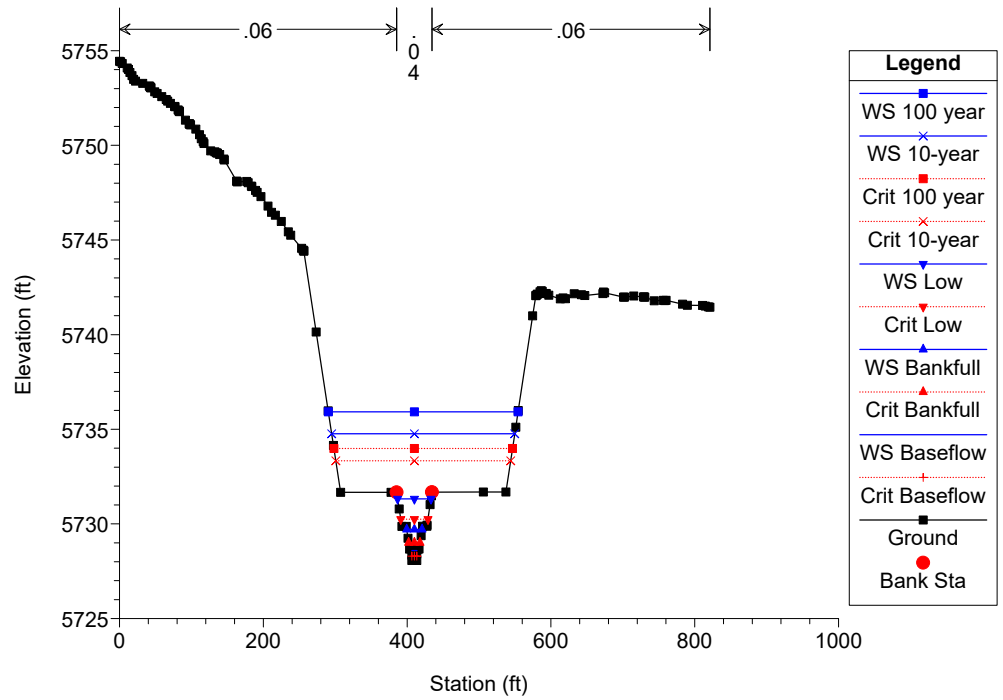
Large Scale Reach models Plan: Plan 03 5/4/2023



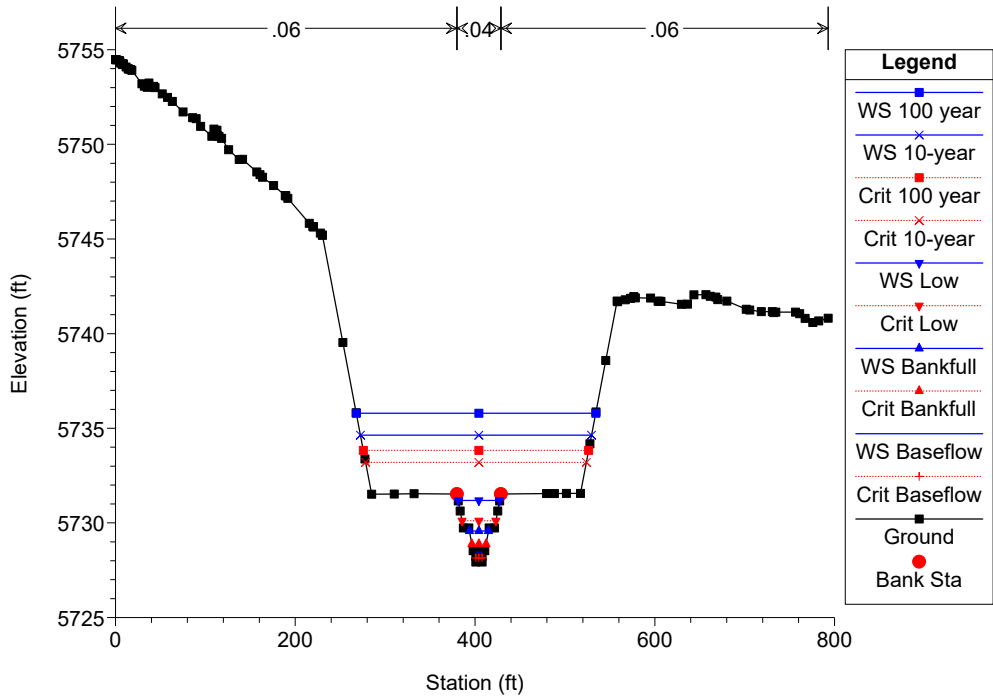
Large Scale Reach models Plan: Plan 03 5/4/2023



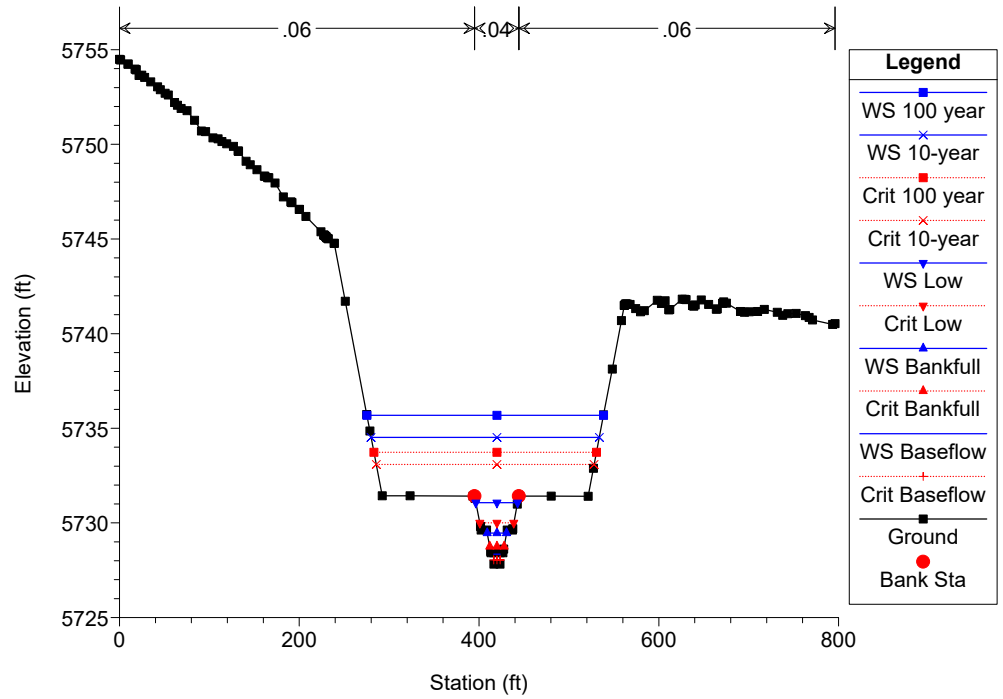
Large Scale Reach models Plan: Plan 03 5/4/2023



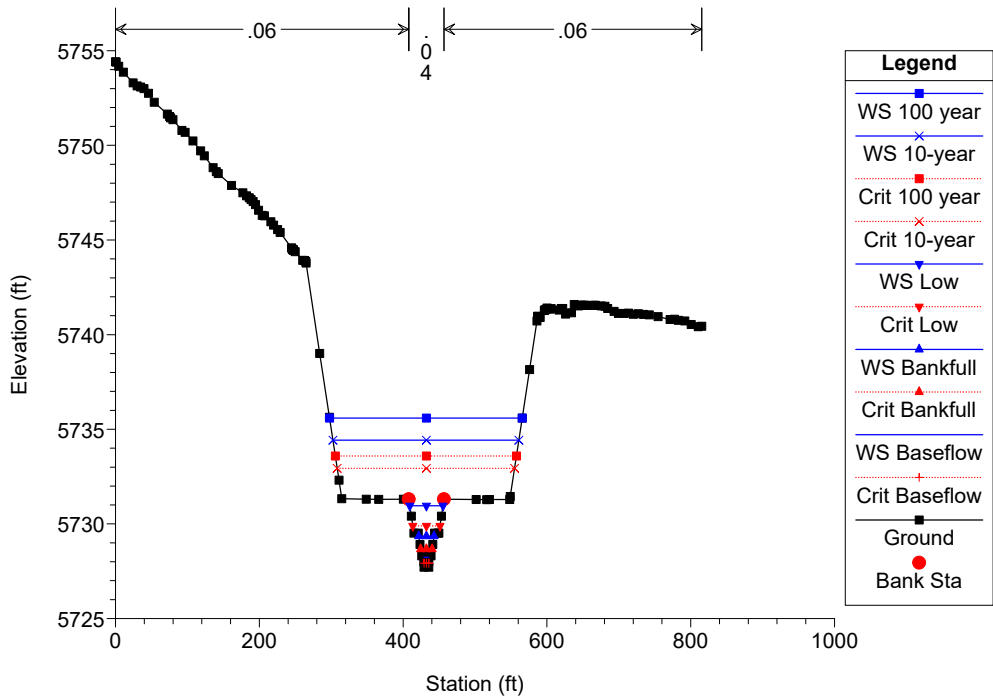
Large Scale Reach models Plan: Plan 03 5/4/2023



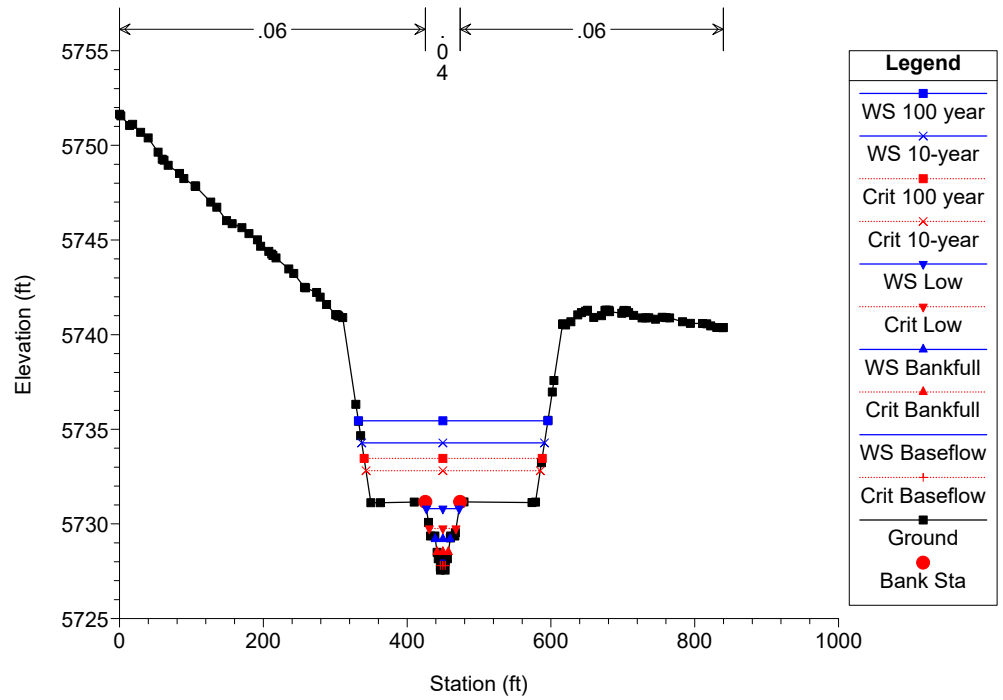
Large Scale Reach models Plan: Plan 03 5/4/2023



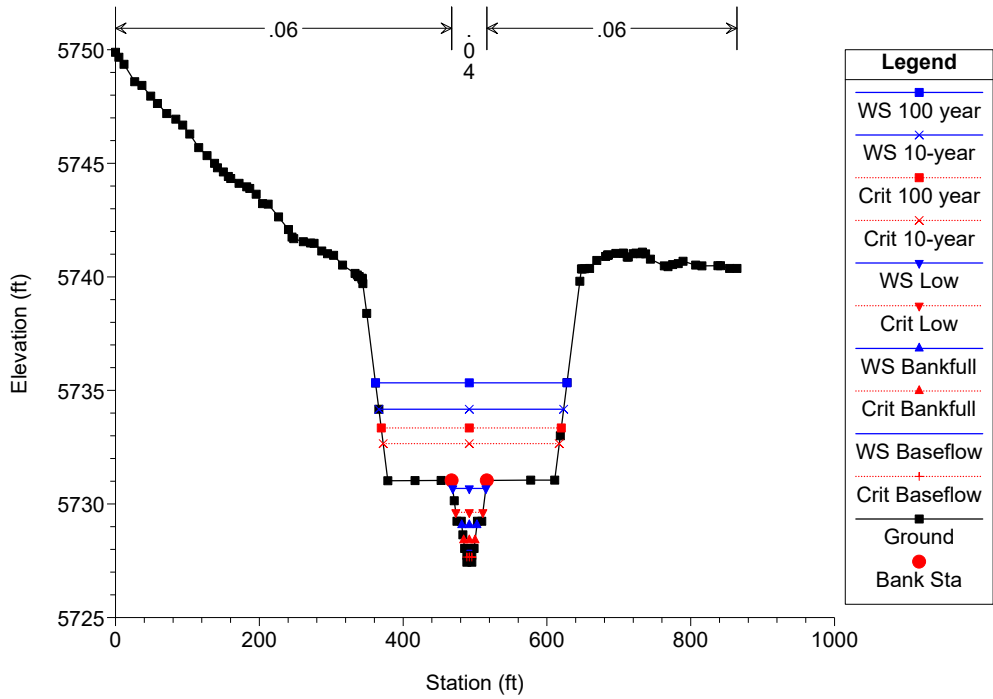
Large Scale Reach models Plan: Plan 03 5/4/2023



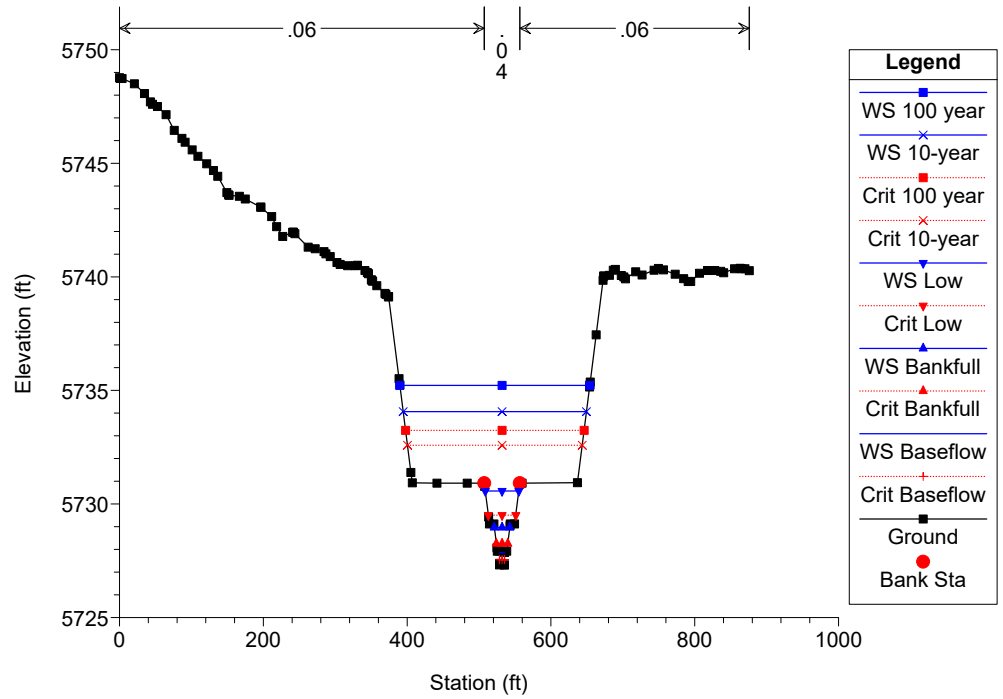
Large Scale Reach models Plan: Plan 03 5/4/2023



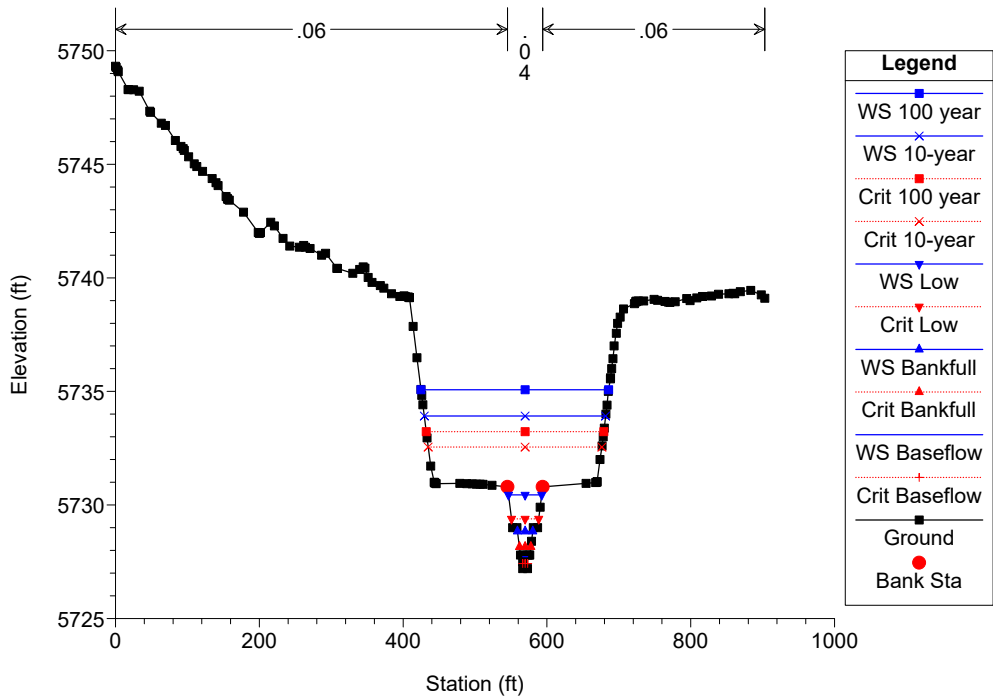
Large Scale Reach models Plan: Plan 03 5/4/2023



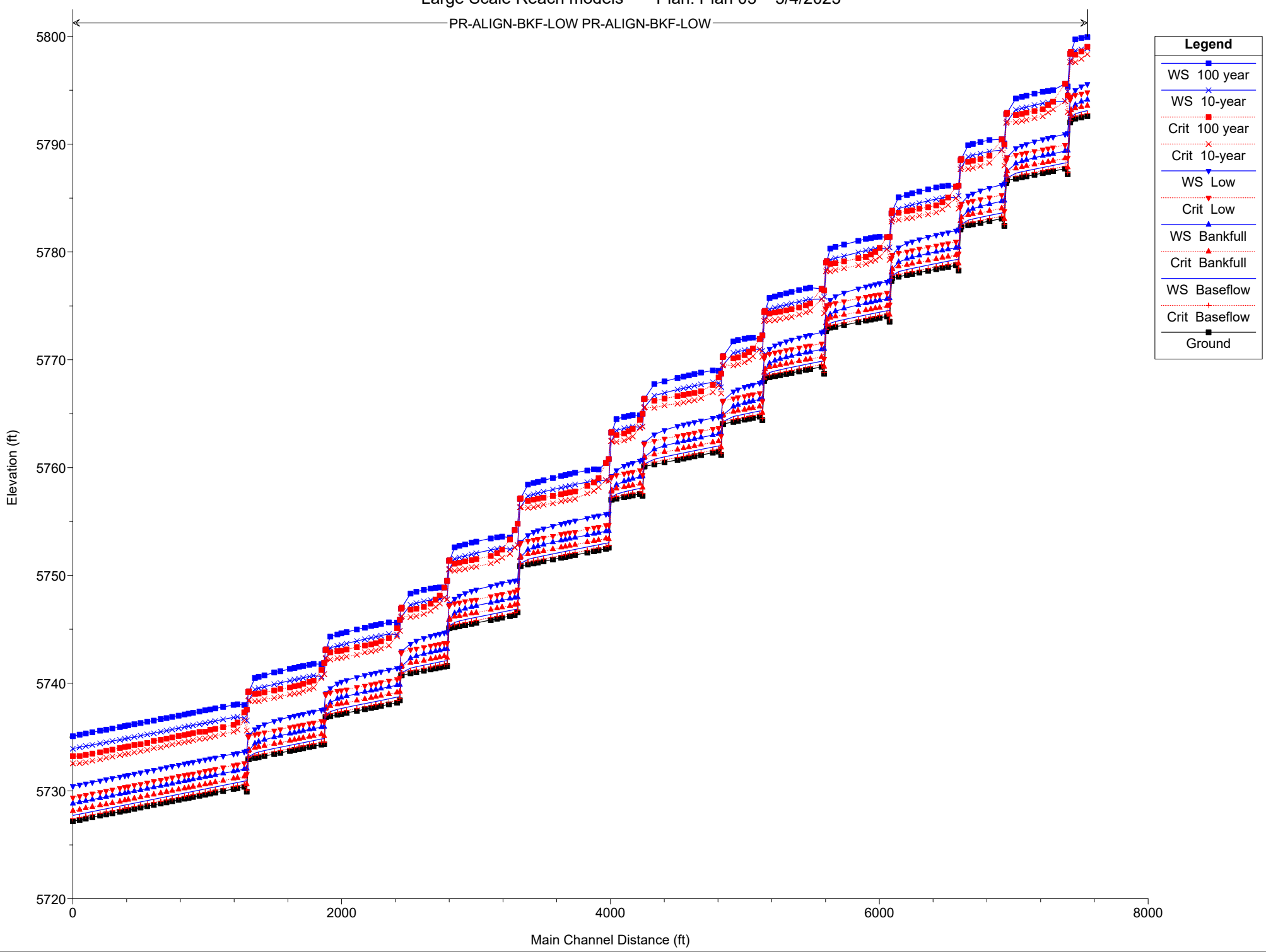
Large Scale Reach models Plan: Plan 03 5/4/2023



Large Scale Reach models Plan: Plan 03 5/4/2023



PR-ALIGN-BKF-LOW PR-ALIGN-BKF-LOW



HEC-RAS Plan: Lower Reach River: PR-ALIGN-BKF-LOW Reach: PR-ALIGN-BKF-LOW

Reach	River Sta	Profile	Q Total (cfs)	Min Ch El (ft)	W.S. Elev (ft)	Crit W.S. (ft)	E.G. Elev (ft)	E.G. Slope (ft/ft)	Vel Chnl (ft/s)	Flow Area (sq ft)	Top Width (ft)	Froude # Chl
PR-ALIGN-BKF-LOW	8477.2	Baseflow	4.00	5792.60	5793.12	5792.84	5793.14	0.002800	1.16	3.46	6.80	0.29
PR-ALIGN-BKF-LOW	8477.2	Bankfull	40.00	5792.60	5794.13	5793.57	5794.19	0.003490	2.07	19.37	19.95	0.37
PR-ALIGN-BKF-LOW	8477.2	Low	227.00	5792.60	5795.58	5794.80	5795.73	0.004023	3.17	71.60	44.24	0.44
PR-ALIGN-BKF-LOW	8477.2	10-year	2802.00	5792.60	5798.89	5798.35	5799.44	0.005075	7.29	621.56	239.46	0.59
PR-ALIGN-BKF-LOW	8477.2	100 year	4400.00	5792.60	5799.94	5799.04	5800.56	0.004794	8.09	876.38	248.04	0.59
PR-ALIGN-BKF-LOW	8431.85	Baseflow	4.00	5792.49	5792.98	5792.72	5793.00	0.003072	1.18	3.39	6.96	0.30
PR-ALIGN-BKF-LOW	8431.85	Bankfull	40.00	5792.49	5793.94	5793.45	5794.02	0.004315	2.21	18.11	19.82	0.41
PR-ALIGN-BKF-LOW	8431.85	Low	227.00	5792.49	5795.35	5794.68	5795.53	0.004954	3.41	66.54	43.08	0.48
PR-ALIGN-BKF-LOW	8431.85	10-year	2802.00	5792.49	5798.80	5797.92	5799.19	0.003866	6.39	711.16	250.73	0.52
PR-ALIGN-BKF-LOW	8431.85	100 year	4400.00	5792.49	5799.85	5798.60	5800.32	0.003785	7.22	978.85	259.23	0.53
PR-ALIGN-BKF-LOW	8387.39	Baseflow	4.00	5792.37	5792.82	5792.60	5792.85	0.004257	1.31	3.06	7.00	0.35
PR-ALIGN-BKF-LOW	8387.39	Bankfull	40.00	5792.37	5793.65	5793.34	5793.76	0.007857	2.71	14.78	18.65	0.54
PR-ALIGN-BKF-LOW	8387.39	Low	227.00	5792.37	5795.01	5794.56	5795.25	0.007744	3.97	57.20	41.27	0.59
PR-ALIGN-BKF-LOW	8387.39	10-year	2802.00	5792.37	5798.68	5797.60	5799.02	0.003433	6.02	749.00	250.74	0.49
PR-ALIGN-BKF-LOW	8387.39	100 year	4400.00	5792.37	5799.73	5798.30	5800.15	0.003449	6.89	1016.12	259.11	0.50
PR-ALIGN-BKF-LOW	8355.09	Baseflow	4.00	5792.29	5792.49	5792.49	5792.60	0.017444	2.62	1.52	7.53	1.03
PR-ALIGN-BKF-LOW	8355.09	Bankfull	40.00	5792.29	5793.15	5793.15	5793.44	0.011205	4.36	9.18	15.16	0.99
PR-ALIGN-BKF-LOW	8355.09	Low	227.00	5792.29	5794.43	5794.43	5794.95	0.009265	5.80	39.14	37.27	1.00
PR-ALIGN-BKF-LOW	8355.09	10-year	2802.00	5792.29	5797.77	5797.77	5798.82	0.004531	9.83	553.31	245.61	0.87
PR-ALIGN-BKF-LOW	8355.09	100 year	4400.00	5792.29	5798.55	5798.55	5799.92	0.005043	11.69	747.50	251.85	0.95
PR-ALIGN-BKF-LOW	8349.09	Baseflow	4.00	5792.03	5792.22	5792.22	5792.30	0.014815	2.26	1.77	10.10	0.95
PR-ALIGN-BKF-LOW	8349.09	Bankfull	40.00	5792.03	5792.80	5792.80	5793.11	0.011185	4.47	8.95	14.73	1.01
PR-ALIGN-BKF-LOW	8349.09	Low	227.00	5792.03	5794.14	5794.14	5794.66	0.008865	5.77	39.33	37.03	0.99
PR-ALIGN-BKF-LOW	8349.09	10-year	2802.00	5792.03	5797.60	5797.60	5798.67	0.004298	9.75	550.43	245.56	0.86
PR-ALIGN-BKF-LOW	8349.09	100 year	4400.00	5792.03	5798.39	5798.39	5799.78	0.004794	11.60	746.93	251.87	0.93
PR-ALIGN-BKF-LOW	8330.95	Baseflow	4.00	5787.22	5788.27	5787.36	5788.28	0.000018	0.18	22.15	36.38	0.04
PR-ALIGN-BKF-LOW	8330.95	Bankfull	40.00	5787.22	5789.41	5787.86	5789.42	0.000055	0.60	66.85	41.66	0.08
PR-ALIGN-BKF-LOW	8330.95	Low	227.00	5787.22	5791.02	5788.74	5791.06	0.000192	1.63	139.21	48.39	0.17
PR-ALIGN-BKF-LOW	8330.95	10-year	2802.00	5787.22	5794.89	5792.99	5795.79	0.001878	7.62	368.47	78.41	0.58
PR-ALIGN-BKF-LOW	8330.95	100 year	4400.00	5787.22	5795.36	5794.51	5797.21	0.003492	10.94	436.67	230.67	0.81
PR-ALIGN-BKF-LOW	8311.09	Baseflow	4.00	5787.73	5788.25	5787.95	5788.27	0.002530	1.11	3.60	6.97	0.27
PR-ALIGN-BKF-LOW	8311.09	Bankfull	40.00	5787.73	5789.36	5788.69	5789.41	0.002575	1.84	21.72	21.23	0.32
PR-ALIGN-BKF-LOW	8311.09	Low	227.00	5787.73	5790.92	5789.92	5791.04	0.002729	2.79	81.51	45.75	0.37
PR-ALIGN-BKF-LOW	8311.09	10-year	2802.00	5787.73	5793.99	5793.99	5795.64	0.012719	10.44	295.63	114.44	0.91
PR-ALIGN-BKF-LOW	8311.09	100 year	4400.00	5787.73	5795.61	5795.61	5796.96	0.007622	10.10	618.92	236.73	0.75
PR-ALIGN-BKF-LOW	8221.56	Baseflow	4.00	5787.50	5788.03	5787.72	5788.05	0.002541	1.11	3.60	6.98	0.27
PR-ALIGN-BKF-LOW	8221.56	Bankfull	40.00	5787.50	5789.12	5788.46	5789.18	0.002703	1.87	21.44	21.34	0.33
PR-ALIGN-BKF-LOW	8221.56	Low	227.00	5787.50	5790.67	5789.69	5790.80	0.002835	2.81	80.71	45.98	0.37

HEC-RAS Plan: Lower Reach River: PR-ALIGN-BKF-LOW Reach: PR-ALIGN-BKF-LOW (Continued)

Reach	River Sta	Profile	Q Total (cfs)	Min Ch El (ft)	W.S. Elev (ft)	Crit W.S. (ft)	E.G. Elev (ft)	E.G. Slope (ft/ft)	Vel Chnl (ft/s)	Flow Area (sq ft)	Top Width (ft)	Froude # Chl
PR-ALIGN-BKF-LOW	8221.56	10-year	2802.00	5787.50	5793.94	5793.23	5794.43	0.004361	6.90	657.50	242.47	0.55
PR-ALIGN-BKF-LOW	8221.56	100 year	4400.00	5787.50	5795.01	5793.94	5795.57	0.004177	7.71	920.77	251.07	0.56
PR-ALIGN-BKF-LOW	8184.69	Baseflow	4.00	5787.41	5787.94	5787.64	5787.96	0.002457	1.10	3.64	6.98	0.27
PR-ALIGN-BKF-LOW	8184.69	Bankfull	40.00	5787.41	5789.02	5788.36	5789.08	0.002706	1.87	21.34	21.06	0.33
PR-ALIGN-BKF-LOW	8184.69	Low	227.00	5787.41	5790.56	5789.59	5790.69	0.002933	2.85	79.52	45.40	0.38
PR-ALIGN-BKF-LOW	8184.69	10-year	2802.00	5787.41	5793.87	5792.96	5794.25	0.003590	6.28	725.22	250.81	0.50
PR-ALIGN-BKF-LOW	8184.69	100 year	4400.00	5787.41	5794.94	5793.63	5795.40	0.003525	7.10	998.26	259.40	0.51
PR-ALIGN-BKF-LOW	8144.95	Baseflow	4.00	5787.31	5787.84	5787.54	5787.86	0.002576	1.13	3.56	6.83	0.27
PR-ALIGN-BKF-LOW	8144.95	Bankfull	40.00	5787.31	5788.92	5788.25	5788.97	0.002588	1.84	21.72	21.30	0.32
PR-ALIGN-BKF-LOW	8144.95	Low	227.00	5787.31	5790.44	5789.49	5790.57	0.002988	2.87	79.10	45.43	0.38
PR-ALIGN-BKF-LOW	8144.95	10-year	2802.00	5787.31	5793.81	5792.59	5794.10	0.002867	5.64	798.21	253.79	0.45
PR-ALIGN-BKF-LOW	8144.95	100 year	4400.00	5787.31	5794.87	5793.24	5795.25	0.002950	6.52	1073.30	262.37	0.47
PR-ALIGN-BKF-LOW	8083.68	Baseflow	4.00	5787.16	5787.68	5787.38	5787.70	0.002591	1.12	3.57	6.97	0.28
PR-ALIGN-BKF-LOW	8083.68	Bankfull	40.00	5787.16	5788.75	5788.12	5788.80	0.002899	1.92	20.83	20.89	0.34
PR-ALIGN-BKF-LOW	8083.68	Low	227.00	5787.16	5790.24	5789.35	5790.38	0.003312	2.98	76.29	44.83	0.40
PR-ALIGN-BKF-LOW	8083.68	10-year	2802.00	5787.16	5793.63	5792.43	5793.92	0.002902	5.66	798.01	255.20	0.45
PR-ALIGN-BKF-LOW	8083.68	100 year	4400.00	5787.16	5794.69	5793.08	5795.07	0.002979	6.53	1073.42	263.70	0.47
PR-ALIGN-BKF-LOW	8023.57	Baseflow	4.00	5787.01	5787.53	5787.24	5787.55	0.002528	1.11	3.62	7.05	0.27
PR-ALIGN-BKF-LOW	8023.57	Bankfull	40.00	5787.01	5788.55	5787.98	5788.61	0.003525	2.06	19.46	20.41	0.37
PR-ALIGN-BKF-LOW	8023.57	Low	227.00	5787.01	5790.01	5789.21	5790.16	0.003863	3.13	72.51	44.34	0.43
PR-ALIGN-BKF-LOW	8023.57	10-year	2802.00	5787.01	5793.44	5792.28	5793.75	0.003027	5.74	783.86	252.73	0.46
PR-ALIGN-BKF-LOW	8023.57	100 year	4400.00	5787.01	5794.50	5792.93	5794.89	0.003105	6.62	1054.73	261.15	0.48
PR-ALIGN-BKF-LOW	7989.99	Baseflow	4.00	5786.93	5787.44	5787.16	5787.46	0.002732	1.14	3.52	6.96	0.28
PR-ALIGN-BKF-LOW	7989.99	Bankfull	40.00	5786.93	5788.42	5787.88	5788.49	0.003873	2.13	18.82	20.12	0.39
PR-ALIGN-BKF-LOW	7989.99	Low	227.00	5786.93	5789.86	5789.12	5790.02	0.004348	3.26	69.55	43.64	0.46
PR-ALIGN-BKF-LOW	7989.99	10-year	2802.00	5786.93	5793.34	5792.17	5793.65	0.003045	5.75	785.26	254.73	0.46
PR-ALIGN-BKF-LOW	7989.99	100 year	4400.00	5786.93	5794.39	5792.80	5794.78	0.003114	6.63	1057.87	263.17	0.48
PR-ALIGN-BKF-LOW	7945.2	Baseflow	4.00	5786.81	5787.31	5787.04	5787.33	0.002934	1.17	3.43	6.93	0.29
PR-ALIGN-BKF-LOW	7945.2	Bankfull	40.00	5786.81	5788.21	5787.75	5788.29	0.004889	2.30	17.38	19.62	0.43
PR-ALIGN-BKF-LOW	7945.2	Low	227.00	5786.81	5789.61	5788.99	5789.80	0.005423	3.52	64.57	42.74	0.50
PR-ALIGN-BKF-LOW	7945.2	10-year	2802.00	5786.81	5793.20	5792.06	5793.51	0.003097	5.78	781.08	255.12	0.46
PR-ALIGN-BKF-LOW	7945.2	100 year	4400.00	5786.81	5794.25	5792.70	5794.64	0.003154	6.65	1054.01	263.64	0.48
PR-ALIGN-BKF-LOW	7879.48	Baseflow	4.00	5786.65	5786.86	5786.86	5786.96	0.015282	2.52	1.59	7.54	0.97
PR-ALIGN-BKF-LOW	7879.48	Bankfull	40.00	5786.65	5787.50	5787.50	5787.80	0.011330	4.37	9.15	15.17	0.99
PR-ALIGN-BKF-LOW	7879.48	Low	227.00	5786.65	5788.78	5788.78	5789.31	0.009378	5.82	38.99	37.25	1.00
PR-ALIGN-BKF-LOW	7879.48	10-year	2802.00	5786.65	5792.10	5792.10	5793.18	0.004664	9.93	546.64	245.39	0.88
PR-ALIGN-BKF-LOW	7879.48	100 year	4400.00	5786.65	5792.91	5792.91	5794.29	0.005037	11.69	747.42	251.83	0.95

HEC-RAS Plan: Lower Reach River: PR-ALIGN-BKF-LOW Reach: PR-ALIGN-BKF-LOW (Continued)

Reach	River Sta	Profile	Q Total (cfs)	Min Ch El (ft)	W.S. Elev (ft)	Crit W.S. (ft)	E.G. Elev (ft)	E.G. Slope (ft/ft)	Vel Chnl (ft/s)	Flow Area (sq ft)	Top Width (ft)	Froude # Chl
PR-ALIGN-BKF-LOW	7873.48	Baseflow	4.00	5786.39	5786.58	5786.58	5786.66	0.014668	2.25	1.78	10.11	0.95
PR-ALIGN-BKF-LOW	7873.48	Bankfull	40.00	5786.39	5787.15	5787.15	5787.47	0.011377	4.50	8.90	14.71	1.02
PR-ALIGN-BKF-LOW	7873.48	Low	227.00	5786.39	5788.49	5788.49	5789.01	0.008907	5.78	39.26	36.99	0.99
PR-ALIGN-BKF-LOW	7873.48	10-year	2802.00	5786.39	5791.98	5791.98	5793.05	0.004245	9.74	550.82	245.17	0.85
PR-ALIGN-BKF-LOW	7873.48	100 year	4400.00	5786.39	5792.79	5792.79	5794.17	0.004683	11.54	751.18	251.61	0.92
PR-ALIGN-BKF-LOW	7859.05	Baseflow	4.00	5782.42	5783.64	5782.56	5783.64	0.000005	0.12	34.38	38.81	0.02
PR-ALIGN-BKF-LOW	7859.05	Bankfull	40.00	5782.42	5784.76	5783.05	5784.77	0.000032	0.50	80.44	43.18	0.06
PR-ALIGN-BKF-LOW	7859.05	Low	227.00	5782.42	5786.35	5783.78	5786.38	0.000142	1.48	153.87	49.42	0.15
PR-ALIGN-BKF-LOW	7859.05	10-year	2802.00	5782.42	5789.85	5788.02	5790.75	0.001737	7.67	425.04	178.38	0.57
PR-ALIGN-BKF-LOW	7859.05	100 year	4400.00	5782.42	5790.07	5789.98	5792.07	0.003698	11.49	467.92	231.69	0.83
PR-ALIGN-BKF-LOW	7839.48	Baseflow	4.00	5783.09	5783.62	5783.30	5783.64	0.002449	1.10	3.64	6.98	0.27
PR-ALIGN-BKF-LOW	7839.48	Bankfull	40.00	5783.09	5784.71	5784.05	5784.76	0.002664	1.86	21.46	21.12	0.33
PR-ALIGN-BKF-LOW	7839.48	Low	227.00	5783.09	5786.24	5785.28	5786.37	0.002939	2.86	79.48	45.41	0.38
PR-ALIGN-BKF-LOW	7839.48	10-year	2802.00	5783.09	5789.46	5789.46	5790.65	0.008843	9.48	422.28	207.47	0.78
PR-ALIGN-BKF-LOW	7839.48	100 year	4400.00	5783.09	5790.46	5790.46	5791.76	0.008348	10.50	651.07	237.60	0.78
PR-ALIGN-BKF-LOW	7748.96	Baseflow	4.00	5782.87	5783.39	5783.09	5783.41	0.002537	1.11	3.60	6.99	0.27
PR-ALIGN-BKF-LOW	7748.96	Bankfull	40.00	5782.87	5784.45	5783.81	5784.51	0.002921	1.92	20.79	20.92	0.34
PR-ALIGN-BKF-LOW	7748.96	Low	227.00	5782.87	5785.95	5785.05	5786.08	0.003288	2.97	76.52	44.93	0.40
PR-ALIGN-BKF-LOW	7748.96	10-year	2802.00	5782.87	5789.33	5788.26	5789.67	0.003232	5.97	757.83	250.48	0.47
PR-ALIGN-BKF-LOW	7748.96	100 year	4400.00	5782.87	5790.39	5788.93	5790.81	0.003259	6.83	1029.21	258.95	0.49
PR-ALIGN-BKF-LOW	7680.94	Baseflow	4.00	5782.70	5783.22	5782.93	5783.24	0.002596	1.12	3.58	7.03	0.28
PR-ALIGN-BKF-LOW	7680.94	Bankfull	40.00	5782.70	5784.24	5783.64	5784.30	0.003280	2.00	20.00	20.70	0.36
PR-ALIGN-BKF-LOW	7680.94	Low	227.00	5782.70	5785.69	5784.88	5785.84	0.003777	3.11	73.05	44.41	0.43
PR-ALIGN-BKF-LOW	7680.94	10-year	2802.00	5782.70	5789.14	5787.98	5789.45	0.003017	5.75	782.69	251.84	0.46
PR-ALIGN-BKF-LOW	7680.94	100 year	4400.00	5782.70	5790.20	5788.62	5790.59	0.003090	6.63	1054.28	260.33	0.48
PR-ALIGN-BKF-LOW	7624.9	Baseflow	4.00	5782.56	5783.06	5782.79	5783.08	0.002921	1.16	3.44	6.97	0.29
PR-ALIGN-BKF-LOW	7624.9	Bankfull	40.00	5782.56	5784.01	5783.52	5784.09	0.004329	2.21	18.09	19.81	0.41
PR-ALIGN-BKF-LOW	7624.9	Low	227.00	5782.56	5785.42	5784.74	5785.60	0.004919	3.40	66.69	43.08	0.48
PR-ALIGN-BKF-LOW	7624.9	10-year	2802.00	5782.56	5788.97	5787.81	5789.28	0.003044	5.75	786.29	255.51	0.46
PR-ALIGN-BKF-LOW	7624.9	100 year	4400.00	5782.56	5790.03	5788.46	5790.42	0.003094	6.61	1061.38	263.97	0.48
PR-ALIGN-BKF-LOW	7590.57	Baseflow	4.00	5782.48	5782.95	5782.70	5782.97	0.003267	1.19	3.36	7.19	0.31
PR-ALIGN-BKF-LOW	7590.57	Bankfull	40.00	5782.48	5783.83	5783.43	5783.92	0.005701	2.41	16.57	19.58	0.46
PR-ALIGN-BKF-LOW	7590.57	Low	227.00	5782.48	5785.21	5784.64	5785.41	0.005934	3.61	62.92	42.93	0.53
PR-ALIGN-BKF-LOW	7590.57	10-year	2802.00	5782.48	5788.85	5787.70	5789.17	0.003171	5.84	768.82	252.02	0.47
PR-ALIGN-BKF-LOW	7590.57	100 year	4400.00	5782.48	5789.90	5788.36	5790.30	0.003224	6.72	1038.70	260.46	0.49
PR-ALIGN-BKF-LOW	7539.27	Baseflow	4.00	5782.35	5782.56	5782.56	5782.66	0.014915	2.50	1.60	7.55	0.96
PR-ALIGN-BKF-LOW	7539.27	Bankfull	40.00	5782.35	5783.21	5783.21	5783.50	0.011171	4.35	9.20	15.20	0.99
PR-ALIGN-BKF-LOW	7539.27	Low	227.00	5782.35	5784.49	5784.49	5785.01	0.009172	5.78	39.27	37.29	0.99

HEC-RAS Plan: Lower Reach River: PR-ALIGN-BKF-LOW Reach: PR-ALIGN-BKF-LOW (Continued)

Reach	River Sta	Profile	Q Total (cfs)	Min Ch El (ft)	W.S. Elev (ft)	Crit W.S. (ft)	E.G. Elev (ft)	E.G. Slope (ft/ft)	Vel Chnl (ft/s)	Flow Area (sq ft)	Top Width (ft)	Froude # Chl
PR-ALIGN-BKF-LOW	7539.27	10-year	2802.00	5782.35	5787.84	5787.84	5788.90	0.004519	9.83	551.60	245.41	0.87
PR-ALIGN-BKF-LOW	7539.27	100 year	4400.00	5782.35	5788.63	5788.63	5790.01	0.005001	11.67	747.49	251.70	0.94
PR-ALIGN-BKF-LOW	7533.27	Baseflow	4.00	5782.09	5782.28	5782.28	5782.36	0.014544	2.25	1.78	10.11	0.94
PR-ALIGN-BKF-LOW	7533.27	Bankfull	40.00	5782.09	5782.86	5782.86	5783.17	0.011302	4.49	8.92	14.72	1.02
PR-ALIGN-BKF-LOW	7533.27	Low	227.00	5782.09	5784.19	5784.19	5784.71	0.008958	5.79	39.20	37.01	0.99
PR-ALIGN-BKF-LOW	7533.27	10-year	2802.00	5782.09	5787.68	5787.68	5788.77	0.004374	9.82	541.26	245.08	0.86
PR-ALIGN-BKF-LOW	7533.27	100 year	4400.00	5782.09	5788.51	5788.51	5789.89	0.004674	11.51	748.42	251.73	0.92
PR-ALIGN-BKF-LOW	7519.18	Baseflow	4.00	5778.28	5779.31	5778.44	5779.31	0.000025	0.20	20.11	36.25	0.05
PR-ALIGN-BKF-LOW	7519.18	Bankfull	40.00	5778.28	5780.46	5778.94	5780.46	0.000060	0.61	65.60	42.51	0.09
PR-ALIGN-BKF-LOW	7519.18	Low	227.00	5778.28	5782.07	5779.85	5782.11	0.000195	1.63	139.42	49.12	0.17
PR-ALIGN-BKF-LOW	7519.18	10-year	2802.00	5778.28	5785.22	5784.02	5786.38	0.002554	8.67	342.62	145.39	0.68
PR-ALIGN-BKF-LOW	7519.18	100 year	4400.00	5778.28	5786.14	5786.14	5787.93	0.003289	11.00	540.41	235.37	0.79
PR-ALIGN-BKF-LOW	7499.27	Baseflow	4.00	5778.77	5779.29	5778.98	5779.31	0.002592	1.12	3.57	6.97	0.28
PR-ALIGN-BKF-LOW	7499.27	Bankfull	40.00	5778.77	5780.40	5779.71	5780.45	0.002561	1.84	21.76	21.24	0.32
PR-ALIGN-BKF-LOW	7499.27	Low	227.00	5778.77	5781.98	5780.95	5782.10	0.002670	2.77	82.10	45.83	0.36
PR-ALIGN-BKF-LOW	7499.27	10-year	2802.00	5778.77	5785.01	5785.01	5786.28	0.010180	9.56	393.46	213.56	0.82
PR-ALIGN-BKF-LOW	7499.27	100 year	4400.00	5778.77	5786.06	5786.06	5787.34	0.008676	10.24	638.86	238.85	0.79
PR-ALIGN-BKF-LOW	7441.02	Baseflow	4.00	5778.62	5779.15	5778.84	5779.17	0.002411	1.09	3.67	7.04	0.27
PR-ALIGN-BKF-LOW	7441.02	Bankfull	40.00	5778.62	5780.25	5779.56	5780.31	0.002499	1.82	22.00	21.43	0.32
PR-ALIGN-BKF-LOW	7441.02	Low	227.00	5778.62	5781.82	5780.80	5781.94	0.002659	2.76	82.39	46.10	0.36
PR-ALIGN-BKF-LOW	7441.02	10-year	2802.00	5778.62	5785.09	5784.36	5785.56	0.004183	6.79	668.27	242.69	0.54
PR-ALIGN-BKF-LOW	7441.02	100 year	4400.00	5778.62	5786.16	5785.06	5786.71	0.004017	7.59	934.06	251.26	0.55
PR-ALIGN-BKF-LOW	7397.75	Baseflow	4.00	5778.52	5779.04	5778.75	5779.06	0.002607	1.12	3.57	6.97	0.28
PR-ALIGN-BKF-LOW	7397.75	Bankfull	40.00	5778.52	5780.14	5779.48	5780.19	0.002625	1.85	21.57	21.17	0.32
PR-ALIGN-BKF-LOW	7397.75	Low	227.00	5778.52	5781.70	5780.70	5781.82	0.002796	2.81	80.83	45.63	0.37
PR-ALIGN-BKF-LOW	7397.75	10-year	2802.00	5778.52	5785.02	5783.96	5785.36	0.003217	5.98	758.05	251.75	0.47
PR-ALIGN-BKF-LOW	7397.75	100 year	4400.00	5778.52	5786.09	5784.61	5786.51	0.003217	6.82	1033.73	260.36	0.49
PR-ALIGN-BKF-LOW	7352.42	Baseflow	4.00	5778.40	5778.93	5778.61	5778.94	0.002488	1.10	3.62	6.99	0.27
PR-ALIGN-BKF-LOW	7352.42	Bankfull	40.00	5778.40	5780.02	5779.34	5780.08	0.002596	1.85	21.67	21.23	0.32
PR-ALIGN-BKF-LOW	7352.42	Low	227.00	5778.40	5781.57	5780.59	5781.69	0.002829	2.82	80.52	45.60	0.37
PR-ALIGN-BKF-LOW	7352.42	10-year	2802.00	5778.40	5784.92	5783.67	5785.21	0.002813	5.60	802.24	252.44	0.44
PR-ALIGN-BKF-LOW	7352.42	100 year	4400.00	5778.40	5785.99	5784.32	5786.36	0.002900	6.48	1077.53	261.03	0.46
PR-ALIGN-BKF-LOW	7292.19	Baseflow	4.00	5778.25	5778.78	5778.46	5778.80	0.002478	1.10	3.63	6.98	0.27
PR-ALIGN-BKF-LOW	7292.19	Bankfull	40.00	5778.25	5779.86	5779.21	5779.92	0.002675	1.87	21.43	21.11	0.33
PR-ALIGN-BKF-LOW	7292.19	Low	227.00	5778.25	5781.39	5780.43	5781.52	0.002981	2.87	79.08	45.32	0.38
PR-ALIGN-BKF-LOW	7292.19	10-year	2802.00	5778.25	5784.75	5783.50	5785.04	0.002813	5.59	806.37	255.22	0.44
PR-ALIGN-BKF-LOW	7292.19	100 year	4400.00	5778.25	5785.82	5784.15	5786.19	0.002895	6.46	1083.47	263.76	0.46

HEC-RAS Plan: Lower Reach River: PR-ALIGN-BKF-LOW Reach: PR-ALIGN-BKF-LOW (Continued)

Reach	River Sta	Profile	Q Total (cfs)	Min Ch El (ft)	W.S. Elev (ft)	Crit W.S. (ft)	E.G. Elev (ft)	E.G. Slope (ft/ft)	Vel Chnl (ft/s)	Flow Area (sq ft)	Top Width (ft)	Froude # Chl
PR-ALIGN-BKF-LOW	7226.93	Baseflow	4.00	5778.09	5778.61	5778.31	5778.63	0.002584	1.12	3.56	6.88	0.28
PR-ALIGN-BKF-LOW	7226.93	Bankfull	40.00	5778.09	5779.67	5779.06	5779.73	0.002982	1.95	20.54	20.58	0.34
PR-ALIGN-BKF-LOW	7226.93	Low	227.00	5778.09	5781.17	5780.29	5781.31	0.003398	3.01	75.30	44.21	0.41
PR-ALIGN-BKF-LOW	7226.93	10-year	2802.00	5778.09	5784.54	5783.37	5784.85	0.003008	5.75	785.56	251.89	0.46
PR-ALIGN-BKF-LOW	7226.93	100 year	4400.00	5778.09	5785.60	5784.01	5785.99	0.003089	6.63	1056.56	260.35	0.48
PR-ALIGN-BKF-LOW	7173.73	Baseflow	4.00	5777.96	5778.47	5778.17	5778.49	0.002671	1.13	3.54	6.97	0.28
PR-ALIGN-BKF-LOW	7173.73	Bankfull	40.00	5777.96	5779.51	5778.92	5779.57	0.003243	2.00	20.02	20.57	0.36
PR-ALIGN-BKF-LOW	7173.73	Low	227.00	5777.96	5780.97	5780.14	5781.12	0.003737	3.10	73.22	44.29	0.43
PR-ALIGN-BKF-LOW	7173.73	10-year	2802.00	5777.96	5784.39	5783.18	5784.69	0.003001	5.72	789.49	255.08	0.46
PR-ALIGN-BKF-LOW	7173.73	100 year	4400.00	5777.96	5785.44	5783.86	5785.83	0.003071	6.59	1063.10	263.51	0.48
PR-ALIGN-BKF-LOW	7134.18	Baseflow	4.00	5777.86	5778.37	5778.09	5778.39	0.002605	1.11	3.59	7.12	0.28
PR-ALIGN-BKF-LOW	7134.18	Bankfull	40.00	5777.86	5779.37	5778.80	5779.44	0.003433	2.03	19.74	20.76	0.37
PR-ALIGN-BKF-LOW	7134.18	Low	227.00	5777.86	5780.81	5780.03	5780.97	0.003967	3.15	72.15	44.69	0.44
PR-ALIGN-BKF-LOW	7134.18	10-year	2802.00	5777.86	5784.25	5783.12	5784.57	0.003151	5.84	769.24	251.24	0.47
PR-ALIGN-BKF-LOW	7134.18	100 year	4400.00	5777.86	5785.29	5783.79	5785.70	0.003229	6.73	1036.64	259.62	0.49
PR-ALIGN-BKF-LOW	7072.51	Baseflow	4.00	5777.70	5778.18	5777.93	5778.21	0.003462	1.24	3.24	6.79	0.32
PR-ALIGN-BKF-LOW	7072.51	Bankfull	40.00	5777.70	5779.05	5778.67	5779.15	0.006221	2.53	15.83	18.57	0.48
PR-ALIGN-BKF-LOW	7072.51	Low	227.00	5777.70	5780.42	5779.92	5780.65	0.006845	3.82	59.36	41.23	0.56
PR-ALIGN-BKF-LOW	7072.51	10-year	2802.00	5777.70	5784.02	5782.99	5784.36	0.003450	6.04	750.08	251.25	0.49
PR-ALIGN-BKF-LOW	7072.51	100 year	4400.00	5777.70	5785.07	5783.64	5785.49	0.003460	6.90	1018.00	259.65	0.50
PR-ALIGN-BKF-LOW	7025.48	Baseflow	4.00	5777.59	5777.80	5777.80	5777.90	0.015393	2.53	1.58	7.54	0.97
PR-ALIGN-BKF-LOW	7025.48	Bankfull	40.00	5777.59	5778.43	5778.43	5778.74	0.012019	4.46	8.96	15.06	1.02
PR-ALIGN-BKF-LOW	7025.48	Low	227.00	5777.59	5779.73	5779.73	5780.25	0.009131	5.77	39.33	37.33	0.99
PR-ALIGN-BKF-LOW	7025.48	10-year	2802.00	5777.59	5783.06	5783.06	5784.11	0.004535	9.82	554.41	246.52	0.87
PR-ALIGN-BKF-LOW	7025.48	100 year	4400.00	5777.59	5783.83	5783.83	5785.21	0.005055	11.69	748.45	252.73	0.95
PR-ALIGN-BKF-LOW	7019.48	Baseflow	4.00	5777.32	5777.51	5777.51	5777.59	0.014671	2.25	1.78	10.11	0.95
PR-ALIGN-BKF-LOW	7019.48	Bankfull	40.00	5777.32	5778.09	5778.09	5778.40	0.010941	4.44	9.02	14.77	1.00
PR-ALIGN-BKF-LOW	7019.48	Low	227.00	5777.32	5779.43	5779.43	5779.94	0.008838	5.77	39.35	36.99	0.99
PR-ALIGN-BKF-LOW	7019.48	10-year	2802.00	5777.32	5782.83	5782.83	5783.90	0.004424	9.80	548.28	245.45	0.87
PR-ALIGN-BKF-LOW	7019.48	100 year	4400.00	5777.32	5783.59	5783.59	5785.01	0.005052	11.77	736.45	251.49	0.95
PR-ALIGN-BKF-LOW	7005.43	Baseflow	4.00	5773.54	5774.57	5773.70	5774.57	0.000028	0.21	19.37	36.08	0.05
PR-ALIGN-BKF-LOW	7005.43	Bankfull	40.00	5773.54	5775.71	5774.19	5775.71	0.000062	0.62	64.82	42.04	0.09
PR-ALIGN-BKF-LOW	7005.43	Low	227.00	5773.54	5777.32	5775.11	5777.36	0.000203	1.65	137.60	48.91	0.17
PR-ALIGN-BKF-LOW	7005.43	10-year	2802.00	5773.54	5780.42	5779.26	5781.62	0.002676	8.80	342.75	146.30	0.69
PR-ALIGN-BKF-LOW	7005.43	100 year	4400.00	5773.54	5781.39	5781.39	5783.21	0.003358	11.09	528.31	235.54	0.80
PR-ALIGN-BKF-LOW	6985.48	Baseflow	4.00	5774.02	5774.54	5774.25	5774.56	0.002515	1.11	3.61	6.97	0.27
PR-ALIGN-BKF-LOW	6985.48	Bankfull	40.00	5774.02	5775.65	5774.98	5775.71	0.002534	1.83	21.84	21.27	0.32
PR-ALIGN-BKF-LOW	6985.48	Low	227.00	5774.02	5777.23	5776.21	5777.35	0.002673	2.77	82.06	45.82	0.36

HEC-RAS Plan: Lower Reach River: PR-ALIGN-BKF-LOW Reach: PR-ALIGN-BKF-LOW (Continued)

Reach	River Sta	Profile	Q Total (cfs)	Min Ch El (ft)	W.S. Elev (ft)	Crit W.S. (ft)	E.G. Elev (ft)	E.G. Slope (ft/ft)	Vel Chnl (ft/s)	Flow Area (sq ft)	Top Width (ft)	Froude # Chl
PR-ALIGN-BKF-LOW	6985.48	10-year	2802.00	5774.02	5780.27	5780.27	5781.53	0.009891	9.55	393.33	192.40	0.81
PR-ALIGN-BKF-LOW	6985.48	100 year	4400.00	5774.02	5781.37	5781.37	5782.66	0.008447	10.28	638.46	238.33	0.78
PR-ALIGN-BKF-LOW	6931.95	Baseflow	4.00	5773.89	5774.42	5774.12	5774.43	0.002341	1.07	3.72	7.18	0.26
PR-ALIGN-BKF-LOW	6931.95	Bankfull	40.00	5773.89	5775.52	5774.83	5775.57	0.002385	1.78	22.49	21.90	0.31
PR-ALIGN-BKF-LOW	6931.95	Low	227.00	5773.89	5777.09	5776.05	5777.20	0.002559	2.71	83.64	46.53	0.36
PR-ALIGN-BKF-LOW	6931.95	10-year	2802.00	5773.89	5780.33	5779.56	5780.84	0.004476	7.01	643.34	241.20	0.56
PR-ALIGN-BKF-LOW	6931.95	100 year	4400.00	5773.89	5781.40	5780.37	5781.99	0.004268	7.81	906.66	249.73	0.56
PR-ALIGN-BKF-LOW	6899.62	Baseflow	4.00	5773.81	5774.34	5774.04	5774.36	0.002471	1.10	3.63	6.98	0.27
PR-ALIGN-BKF-LOW	6899.62	Bankfull	40.00	5773.81	5775.44	5774.77	5775.49	0.002554	1.84	21.78	21.24	0.32
PR-ALIGN-BKF-LOW	6899.62	Low	227.00	5773.81	5777.00	5775.99	5777.12	0.002765	2.80	81.14	45.69	0.37
PR-ALIGN-BKF-LOW	6899.62	10-year	2802.00	5773.81	5780.30	5779.25	5780.67	0.003415	6.16	737.86	252.52	0.49
PR-ALIGN-BKF-LOW	6899.62	100 year	4400.00	5773.81	5781.38	5780.01	5781.82	0.003376	6.98	1013.97	261.11	0.50
PR-ALIGN-BKF-LOW	6865.42	Baseflow	4.00	5773.72	5774.25	5773.95	5774.27	0.002636	1.14	3.52	6.74	0.28
PR-ALIGN-BKF-LOW	6865.42	Bankfull	40.00	5773.72	5775.35	5774.69	5775.40	0.002771	1.90	21.06	20.73	0.33
PR-ALIGN-BKF-LOW	6865.42	Low	227.00	5773.72	5776.89	5775.93	5777.02	0.002930	2.85	79.54	45.39	0.38
PR-ALIGN-BKF-LOW	6865.42	10-year	2802.00	5773.72	5780.21	5779.14	5780.55	0.003236	5.96	754.14	248.22	0.47
PR-ALIGN-BKF-LOW	6865.42	100 year	4400.00	5773.72	5781.28	5779.77	5781.70	0.003266	6.82	1023.89	256.75	0.49
PR-ALIGN-BKF-LOW	6828.5	Baseflow	4.00	5773.63	5774.16	5773.84	5774.17	0.002500	1.11	3.62	6.97	0.27
PR-ALIGN-BKF-LOW	6828.5	Bankfull	40.00	5773.63	5775.25	5774.59	5775.30	0.002646	1.86	21.51	21.14	0.32
PR-ALIGN-BKF-LOW	6828.5	Low	227.00	5773.63	5776.79	5775.82	5776.91	0.002902	2.84	79.81	45.45	0.38
PR-ALIGN-BKF-LOW	6828.5	10-year	2802.00	5773.63	5780.14	5778.91	5780.43	0.002811	5.60	806.40	255.52	0.44
PR-ALIGN-BKF-LOW	6828.5	100 year	4400.00	5773.63	5781.21	5779.54	5781.58	0.002889	6.46	1084.20	264.06	0.46
PR-ALIGN-BKF-LOW	6773.47	Baseflow	4.00	5773.49	5774.02	5773.72	5774.04	0.002602	1.13	3.55	6.83	0.28
PR-ALIGN-BKF-LOW	6773.47	Bankfull	40.00	5773.49	5775.09	5774.45	5775.15	0.002876	1.93	20.77	20.58	0.34
PR-ALIGN-BKF-LOW	6773.47	Low	227.00	5773.49	5776.61	5775.70	5776.74	0.003241	2.97	76.46	44.30	0.40
PR-ALIGN-BKF-LOW	6773.47	10-year	2802.00	5773.49	5779.97	5778.78	5780.27	0.002961	5.72	790.05	252.05	0.45
PR-ALIGN-BKF-LOW	6773.47	100 year	4400.00	5773.49	5781.03	5779.42	5781.41	0.003044	6.60	1062.11	260.55	0.48
PR-ALIGN-BKF-LOW	6666.54	Baseflow	4.00	5773.22	5773.74	5773.43	5773.75	0.002650	1.13	3.55	6.99	0.28
PR-ALIGN-BKF-LOW	6666.54	Bankfull	40.00	5773.22	5774.76	5774.17	5774.82	0.003287	2.01	19.94	20.57	0.36
PR-ALIGN-BKF-LOW	6666.54	Low	227.00	5773.22	5776.21	5775.40	5776.36	0.003844	3.13	72.53	44.18	0.43
PR-ALIGN-BKF-LOW	6666.54	10-year	2802.00	5773.22	5779.63	5778.49	5779.94	0.003091	5.79	776.76	251.52	0.46
PR-ALIGN-BKF-LOW	6666.54	100 year	4400.00	5773.22	5780.68	5779.13	5781.08	0.003170	6.68	1045.59	259.93	0.48
PR-ALIGN-BKF-LOW	6603.13	Baseflow	4.00	5773.06	5773.55	5773.27	5773.57	0.003102	1.18	3.38	6.96	0.30
PR-ALIGN-BKF-LOW	6603.13	Bankfull	40.00	5773.06	5774.50	5774.02	5774.58	0.004593	2.25	17.74	19.70	0.42
PR-ALIGN-BKF-LOW	6603.13	Low	227.00	5773.06	5775.89	5775.26	5776.08	0.005250	3.48	65.25	42.82	0.50
PR-ALIGN-BKF-LOW	6603.13	10-year	2802.00	5773.06	5779.43	5778.33	5779.75	0.003166	5.83	776.13	255.42	0.47
PR-ALIGN-BKF-LOW	6603.13	100 year	4400.00	5773.06	5780.48	5778.96	5780.88	0.003204	6.69	1049.45	263.84	0.49

HEC-RAS Plan: Lower Reach River: PR-ALIGN-BKF-LOW Reach: PR-ALIGN-BKF-LOW (Continued)

Reach	River Sta	Profile	Q Total (cfs)	Min Ch El (ft)	W.S. Elev (ft)	Crit W.S. (ft)	E.G. Elev (ft)	E.G. Slope (ft/ft)	Vel Chnl (ft/s)	Flow Area (sq ft)	Top Width (ft)	Froude # Chl
PR-ALIGN-BKF-LOW	6563.95	Baseflow	4.00	5772.97	5773.39	5773.18	5773.42	0.005114	1.38	2.89	6.98	0.38
PR-ALIGN-BKF-LOW	6563.95	Bankfull	40.00	5772.97	5774.19	5773.91	5774.32	0.009322	2.88	13.88	18.10	0.58
PR-ALIGN-BKF-LOW	6563.95	Low	227.00	5772.97	5775.54	5775.15	5775.81	0.008811	4.14	54.87	40.96	0.63
PR-ALIGN-BKF-LOW	6563.95	10-year	2802.00	5772.97	5779.28	5778.19	5779.62	0.003416	6.01	750.08	250.66	0.49
PR-ALIGN-BKF-LOW	6563.95	100 year	4400.00	5772.97	5780.32	5778.89	5780.75	0.003438	6.88	1016.98	259.01	0.50
PR-ALIGN-BKF-LOW	6539.02	Baseflow	4.00	5772.90	5773.11	5773.11	5773.21	0.015282	2.52	1.59	7.54	0.97
PR-ALIGN-BKF-LOW	6539.02	Bankfull	40.00	5772.90	5773.75	5773.75	5774.05	0.011330	4.37	9.15	15.17	0.99
PR-ALIGN-BKF-LOW	6539.02	Low	227.00	5772.90	5775.04	5775.04	5775.56	0.009192	5.79	39.24	37.29	0.99
PR-ALIGN-BKF-LOW	6539.02	10-year	2802.00	5772.90	5778.38	5778.38	5779.45	0.004566	9.86	549.76	245.19	0.87
PR-ALIGN-BKF-LOW	6539.02	100 year	4400.00	5772.90	5779.16	5779.16	5780.55	0.005065	11.71	744.24	251.44	0.95
PR-ALIGN-BKF-LOW	6533.02	Baseflow	4.00	5772.64	5772.82	5772.82	5772.91	0.017211	2.37	1.69	10.05	1.02
PR-ALIGN-BKF-LOW	6533.02	Bankfull	40.00	5772.64	5773.41	5773.41	5773.72	0.011049	4.45	8.99	14.76	1.01
PR-ALIGN-BKF-LOW	6533.02	Low	227.00	5772.64	5774.74	5774.74	5775.26	0.008923	5.79	39.21	36.93	0.99
PR-ALIGN-BKF-LOW	6533.02	10-year	2802.00	5772.64	5778.21	5778.21	5779.28	0.004358	9.78	546.11	244.80	0.86
PR-ALIGN-BKF-LOW	6533.02	100 year	4400.00	5772.64	5779.02	5779.02	5780.40	0.004721	11.52	749.36	251.33	0.92
PR-ALIGN-BKF-LOW	6518.64	Baseflow	4.00	5768.70	5769.88	5768.84	5769.88	0.000006	0.12	32.05	38.80	0.02
PR-ALIGN-BKF-LOW	6518.64	Bankfull	40.00	5768.70	5771.02	5769.36	5771.03	0.000034	0.51	78.76	43.20	0.07
PR-ALIGN-BKF-LOW	6518.64	Low	227.00	5768.70	5772.64	5770.09	5772.67	0.000143	1.48	153.54	49.49	0.15
PR-ALIGN-BKF-LOW	6518.64	10-year	2802.00	5768.70	5775.86	5774.32	5776.87	0.002073	8.11	388.14	167.91	0.62
PR-ALIGN-BKF-LOW	6518.64	100 year	4400.00	5768.70	5776.43	5776.43	5778.30	0.003463	11.20	508.27	233.15	0.81
PR-ALIGN-BKF-LOW	6499.02	Baseflow	4.00	5769.34	5769.86	5769.56	5769.88	0.002561	1.11	3.59	6.97	0.27
PR-ALIGN-BKF-LOW	6499.02	Bankfull	40.00	5769.34	5770.97	5770.27	5771.02	0.002582	1.84	21.70	21.21	0.32
PR-ALIGN-BKF-LOW	6499.02	Low	227.00	5769.34	5772.53	5771.51	5772.66	0.002728	2.78	81.52	45.76	0.37
PR-ALIGN-BKF-LOW	6499.02	10-year	2802.00	5769.34	5775.63	5775.63	5776.78	0.009113	9.12	415.15	215.19	0.78
PR-ALIGN-BKF-LOW	6499.02	100 year	4400.00	5769.34	5776.58	5776.58	5777.87	0.008738	10.21	633.52	237.38	0.79
PR-ALIGN-BKF-LOW	6415.19	Baseflow	4.00	5769.13	5769.65	5769.35	5769.67	0.002465	1.10	3.64	7.03	0.27
PR-ALIGN-BKF-LOW	6415.19	Bankfull	40.00	5769.13	5770.75	5770.07	5770.80	0.002580	1.84	21.75	21.35	0.32
PR-ALIGN-BKF-LOW	6415.19	Low	227.00	5769.13	5772.30	5771.31	5772.42	0.002788	2.80	81.10	45.93	0.37
PR-ALIGN-BKF-LOW	6415.19	10-year	2802.00	5769.13	5775.62	5774.56	5775.97	0.003271	6.02	748.51	247.25	0.48
PR-ALIGN-BKF-LOW	6415.19	100 year	4400.00	5769.13	5776.69	5775.23	5777.12	0.003302	6.90	1017.20	255.75	0.50
PR-ALIGN-BKF-LOW	6381.69	Baseflow	4.00	5769.05	5769.57	5769.26	5769.59	0.002600	1.12	3.57	6.97	0.28
PR-ALIGN-BKF-LOW	6381.69	Bankfull	40.00	5769.05	5770.66	5770.01	5770.72	0.002693	1.87	21.38	21.09	0.33
PR-ALIGN-BKF-LOW	6381.69	Low	227.00	5769.05	5772.20	5771.24	5772.33	0.002930	2.85	79.56	45.43	0.38
PR-ALIGN-BKF-LOW	6381.69	10-year	2802.00	5769.05	5775.53	5774.40	5775.85	0.003033	5.80	779.78	252.75	0.46
PR-ALIGN-BKF-LOW	6381.69	100 year	4400.00	5769.05	5776.60	5775.05	5777.00	0.003081	6.66	1054.63	261.30	0.48
PR-ALIGN-BKF-LOW	6332.66	Baseflow	4.00	5768.92	5769.44	5769.15	5769.46	0.002551	1.12	3.59	6.94	0.27
PR-ALIGN-BKF-LOW	6332.66	Bankfull	40.00	5768.92	5770.53	5769.88	5770.58	0.002763	1.89	21.15	20.93	0.33
PR-ALIGN-BKF-LOW	6332.66	Low	227.00	5768.92	5772.05	5771.11	5772.18	0.003074	2.91	78.12	44.96	0.39

HEC-RAS Plan: Lower Reach River: PR-ALIGN-BKF-LOW Reach: PR-ALIGN-BKF-LOW (Continued)

Reach	River Sta	Profile	Q Total (cfs)	Min Ch El (ft)	W.S. Elev (ft)	Crit W.S. (ft)	E.G. Elev (ft)	E.G. Slope (ft/ft)	Vel Chnl (ft/s)	Flow Area (sq ft)	Top Width (ft)	Froude # Chl
PR-ALIGN-BKF-LOW	6332.66	10-year	2802.00	5768.92	5775.40	5774.20	5775.70	0.002926	5.69	792.02	252.05	0.45
PR-ALIGN-BKF-LOW	6332.66	100 year	4400.00	5768.92	5776.46	5774.85	5776.85	0.003007	6.57	1065.10	260.56	0.47
PR-ALIGN-BKF-LOW	6276.1	Baseflow	4.00	5768.78	5769.30	5769.01	5769.32	0.002538	1.11	3.60	6.97	0.27
PR-ALIGN-BKF-LOW	6276.1	Bankfull	40.00	5768.78	5770.36	5769.74	5770.42	0.002905	1.92	20.81	20.87	0.34
PR-ALIGN-BKF-LOW	6276.1	Low	227.00	5768.78	5771.86	5770.97	5772.00	0.003294	2.97	76.42	44.84	0.40
PR-ALIGN-BKF-LOW	6276.1	10-year	2802.00	5768.78	5775.24	5774.00	5775.53	0.002921	5.67	796.96	255.53	0.45
PR-ALIGN-BKF-LOW	6276.1	100 year	4400.00	5768.78	5776.30	5774.69	5776.68	0.002988	6.53	1073.24	264.04	0.47
PR-ALIGN-BKF-LOW	6236.23	Baseflow	4.00	5768.68	5769.20	5768.91	5769.22	0.002723	1.14	3.50	6.85	0.28
PR-ALIGN-BKF-LOW	6236.23	Bankfull	40.00	5768.68	5770.24	5769.64	5770.30	0.003251	2.01	19.89	20.24	0.36
PR-ALIGN-BKF-LOW	6236.23	Low	227.00	5768.68	5771.71	5770.89	5771.86	0.003771	3.13	72.59	43.60	0.43
PR-ALIGN-BKF-LOW	6236.23	10-year	2802.00	5768.68	5775.11	5773.90	5775.41	0.003059	5.77	782.29	251.85	0.46
PR-ALIGN-BKF-LOW	6236.23	100 year	4400.00	5768.68	5776.16	5774.58	5776.56	0.003135	6.66	1052.61	260.29	0.48
PR-ALIGN-BKF-LOW	6191.51	Baseflow	4.00	5768.57	5769.07	5768.80	5769.10	0.002840	1.15	3.47	6.97	0.29
PR-ALIGN-BKF-LOW	6191.51	Bankfull	40.00	5768.57	5770.08	5769.53	5770.15	0.003619	2.08	19.27	20.27	0.38
PR-ALIGN-BKF-LOW	6191.51	Low	227.00	5768.57	5771.52	5770.75	5771.68	0.004190	3.22	70.42	43.78	0.45
PR-ALIGN-BKF-LOW	6191.51	10-year	2802.00	5768.57	5774.97	5773.82	5775.28	0.003052	5.75	786.75	256.34	0.46
PR-ALIGN-BKF-LOW	6191.51	100 year	4400.00	5768.57	5776.03	5774.47	5776.41	0.003106	6.61	1061.55	264.77	0.48
PR-ALIGN-BKF-LOW	6152.64	Baseflow	4.00	5768.47	5768.96	5768.70	5768.98	0.002965	1.16	3.44	7.08	0.29
PR-ALIGN-BKF-LOW	6152.64	Bankfull	40.00	5768.47	5769.92	5769.41	5769.99	0.004199	2.18	18.37	20.12	0.40
PR-ALIGN-BKF-LOW	6152.64	Low	227.00	5768.47	5771.33	5770.65	5771.50	0.004781	3.36	67.64	43.74	0.48
PR-ALIGN-BKF-LOW	6152.64	10-year	2802.00	5768.47	5774.83	5773.69	5775.16	0.003212	5.87	765.16	251.16	0.47
PR-ALIGN-BKF-LOW	6152.64	100 year	4400.00	5768.47	5775.88	5774.39	5776.29	0.003276	6.76	1032.47	259.53	0.49
PR-ALIGN-BKF-LOW	6112.1	Baseflow	4.00	5768.37	5768.82	5768.60	5768.84	0.004179	1.30	3.07	6.95	0.34
PR-ALIGN-BKF-LOW	6112.1	Bankfull	40.00	5768.37	5769.66	5769.33	5769.77	0.007547	2.69	14.89	18.44	0.53
PR-ALIGN-BKF-LOW	6112.1	Low	227.00	5768.37	5771.01	5770.56	5771.25	0.007688	3.96	57.36	41.31	0.59
PR-ALIGN-BKF-LOW	6112.1	10-year	2802.00	5768.37	5774.69	5773.64	5775.02	0.003365	5.97	756.50	252.32	0.48
PR-ALIGN-BKF-LOW	6112.1	100 year	4400.00	5768.37	5775.74	5774.29	5776.15	0.003389	6.84	1025.18	260.72	0.50
PR-ALIGN-BKF-LOW	6079.02	Baseflow	4.00	5768.29	5768.50	5768.50	5768.60	0.015393	2.53	1.58	7.54	0.97
PR-ALIGN-BKF-LOW	6079.02	Bankfull	40.00	5768.29	5769.13	5769.13	5769.44	0.011990	4.46	8.97	15.07	1.02
PR-ALIGN-BKF-LOW	6079.02	Low	227.00	5768.29	5770.42	5770.42	5770.95	0.009331	5.81	39.05	37.27	1.00
PR-ALIGN-BKF-LOW	6079.02	10-year	2802.00	5768.29	5773.75	5773.75	5774.82	0.004604	9.89	549.63	245.67	0.88
PR-ALIGN-BKF-LOW	6079.02	100 year	4400.00	5768.29	5774.54	5774.54	5775.92	0.005076	11.72	745.59	251.95	0.95
PR-ALIGN-BKF-LOW	6073.02	Baseflow	4.00	5768.03	5768.22	5768.22	5768.30	0.014674	2.25	1.78	10.11	0.95
PR-ALIGN-BKF-LOW	6073.02	Bankfull	40.00	5768.03	5768.80	5768.80	5769.11	0.010997	4.44	9.00	14.76	1.00
PR-ALIGN-BKF-LOW	6073.02	Low	227.00	5768.03	5770.14	5770.14	5770.65	0.008855	5.77	39.35	37.04	0.99
PR-ALIGN-BKF-LOW	6073.02	10-year	2802.00	5768.03	5773.60	5773.60	5774.69	0.004372	9.84	544.13	245.35	0.86
PR-ALIGN-BKF-LOW	6073.02	100 year	4400.00	5768.03	5774.43	5774.43	5775.81	0.004702	11.56	750.05	251.96	0.92

HEC-RAS Plan: Lower Reach River: PR-ALIGN-BKF-LOW Reach: PR-ALIGN-BKF-LOW (Continued)

Reach	River Sta	Profile	Q Total (cfs)	Min Ch El (ft)	W.S. Elev (ft)	Crit W.S. (ft)	E.G. Elev (ft)	E.G. Slope (ft/ft)	Vel Chnl (ft/s)	Flow Area (sq ft)	Top Width (ft)	Froude # Chl
PR-ALIGN-BKF-LOW	6059.29	Baseflow	4.00	5764.39	5765.27	5764.56	5765.27	0.000047	0.32	12.64	18.16	0.07
PR-ALIGN-BKF-LOW	6059.29	Bankfull	40.00	5764.39	5766.38	5765.09	5766.39	0.000143	0.80	50.17	41.56	0.13
PR-ALIGN-BKF-LOW	6059.29	Low	227.00	5764.39	5767.94	5766.15	5768.00	0.000314	1.90	119.75	48.23	0.21
PR-ALIGN-BKF-LOW	6059.29	10-year	2802.00	5764.39	5770.83	5770.26	5772.33	0.003876	9.85	293.44	95.82	0.82
PR-ALIGN-BKF-LOW	6059.29	100 year	4400.00	5764.39	5772.27	5772.27	5774.02	0.003332	10.99	560.16	237.09	0.80
PR-ALIGN-BKF-LOW	6039.02	Baseflow	4.00	5764.72	5765.25	5764.95	5765.27	0.002485	1.10	3.62	6.98	0.27
PR-ALIGN-BKF-LOW	6039.02	Bankfull	40.00	5764.72	5766.33	5765.68	5766.38	0.002724	1.88	21.29	21.06	0.33
PR-ALIGN-BKF-LOW	6039.02	Low	227.00	5764.72	5767.85	5766.90	5767.98	0.003043	2.89	78.50	45.19	0.39
PR-ALIGN-BKF-LOW	6039.02	10-year	2802.00	5764.72	5770.96	5770.96	5772.11	0.009683	8.98	402.21	210.80	0.80
PR-ALIGN-BKF-LOW	6039.02	100 year	4400.00	5764.72	5771.93	5771.93	5773.19	0.008950	9.98	624.30	238.48	0.79
PR-ALIGN-BKF-LOW	5988.37	Baseflow	4.00	5764.60	5765.12	5764.83	5765.14	0.002586	1.12	3.58	6.98	0.28
PR-ALIGN-BKF-LOW	5988.37	Bankfull	40.00	5764.60	5766.18	5765.54	5766.24	0.002919	1.92	20.79	20.90	0.34
PR-ALIGN-BKF-LOW	5988.37	Low	227.00	5764.60	5767.68	5766.79	5767.82	0.003287	2.97	76.51	44.90	0.40
PR-ALIGN-BKF-LOW	5988.37	10-year	2802.00	5764.60	5770.98	5770.34	5771.50	0.004657	7.03	640.14	241.22	0.57
PR-ALIGN-BKF-LOW	5988.37	100 year	4400.00	5764.60	5772.05	5771.04	5772.64	0.004390	7.81	902.52	249.73	0.57
PR-ALIGN-BKF-LOW	5960.22	Baseflow	4.00	5764.53	5765.04	5764.76	5765.06	0.002671	1.13	3.54	6.97	0.28
PR-ALIGN-BKF-LOW	5960.22	Bankfull	40.00	5764.53	5766.10	5765.49	5766.16	0.003068	1.96	20.42	20.72	0.35
PR-ALIGN-BKF-LOW	5960.22	Low	227.00	5764.53	5767.58	5766.72	5767.72	0.003482	3.03	75.01	44.62	0.41
PR-ALIGN-BKF-LOW	5960.22	10-year	2802.00	5764.53	5770.96	5770.03	5771.34	0.003652	6.31	720.86	250.43	0.50
PR-ALIGN-BKF-LOW	5960.22	100 year	4400.00	5764.53	5772.03	5770.72	5772.49	0.003575	7.13	993.35	258.97	0.51
PR-ALIGN-BKF-LOW	5926.5	Baseflow	4.00	5764.44	5764.96	5764.67	5764.98	0.002460	1.09	3.66	7.14	0.27
PR-ALIGN-BKF-LOW	5926.5	Bankfull	40.00	5764.44	5765.99	5765.38	5766.05	0.003063	1.95	20.55	21.08	0.35
PR-ALIGN-BKF-LOW	5926.5	Low	227.00	5764.44	5767.46	5766.61	5767.60	0.003493	3.02	75.06	44.82	0.41
PR-ALIGN-BKF-LOW	5926.5	10-year	2802.00	5764.44	5770.89	5769.77	5771.21	0.003104	5.85	771.36	251.73	0.46
PR-ALIGN-BKF-LOW	5926.5	100 year	4400.00	5764.44	5771.96	5770.44	5772.36	0.003147	6.71	1044.36	260.27	0.48
PR-ALIGN-BKF-LOW	5877.53	Baseflow	4.00	5764.32	5764.83	5764.55	5764.85	0.002712	1.14	3.52	6.97	0.28
PR-ALIGN-BKF-LOW	5877.53	Bankfull	40.00	5764.32	5765.82	5765.28	5765.89	0.003760	2.10	19.01	20.17	0.38
PR-ALIGN-BKF-LOW	5877.53	Low	227.00	5764.32	5767.25	5766.51	5767.41	0.004342	3.26	69.55	43.58	0.46
PR-ALIGN-BKF-LOW	5877.53	10-year	2802.00	5764.32	5770.76	5769.60	5771.06	0.002986	5.72	791.34	255.98	0.46
PR-ALIGN-BKF-LOW	5877.53	100 year	4400.00	5764.32	5771.82	5770.23	5772.21	0.003031	6.57	1068.89	264.56	0.47
PR-ALIGN-BKF-LOW	5843.65	Baseflow	4.00	5764.23	5764.74	5764.45	5764.76	0.002874	1.16	3.46	6.99	0.29
PR-ALIGN-BKF-LOW	5843.65	Bankfull	40.00	5764.23	5765.66	5765.19	5765.74	0.004629	2.26	17.69	19.70	0.42
PR-ALIGN-BKF-LOW	5843.65	Low	227.00	5764.23	5767.06	5766.41	5767.25	0.005205	3.47	65.50	42.99	0.49
PR-ALIGN-BKF-LOW	5843.65	10-year	2802.00	5764.23	5770.64	5769.46	5770.95	0.003085	5.79	778.09	252.15	0.46
PR-ALIGN-BKF-LOW	5843.65	100 year	4400.00	5764.23	5771.70	5770.14	5772.10	0.003138	6.66	1050.27	260.66	0.48
PR-ALIGN-BKF-LOW	5768.05	Baseflow	4.00	5764.05	5764.28	5764.26	5764.36	0.011186	2.29	1.75	7.56	0.84
PR-ALIGN-BKF-LOW	5768.05	Bankfull	40.00	5764.05	5764.90	5764.90	5765.20	0.011514	4.40	9.09	15.13	1.00
PR-ALIGN-BKF-LOW	5768.05	Low	227.00	5764.05	5766.19	5766.19	5766.71	0.009093	5.76	39.38	37.33	0.99

HEC-RAS Plan: Lower Reach River: PR-ALIGN-BKF-LOW Reach: PR-ALIGN-BKF-LOW (Continued)

Reach	River Sta	Profile	Q Total (cfs)	Min Ch El (ft)	W.S. Elev (ft)	Crit W.S. (ft)	E.G. Elev (ft)	E.G. Slope (ft/ft)	Vel Chnl (ft/s)	Flow Area (sq ft)	Top Width (ft)	Froude # Chl
PR-ALIGN-BKF-LOW	5768.05	10-year	2802.00	5764.05	5769.54	5769.54	5770.60	0.004499	9.83	552.12	244.73	0.87
PR-ALIGN-BKF-LOW	5768.05	100 year	4400.00	5764.05	5770.34	5770.34	5771.71	0.004959	11.65	749.20	251.12	0.94
PR-ALIGN-BKF-LOW	5763.05	Baseflow	4.00	5764.03	5764.22	5764.22	5764.30	0.016010	2.31	1.73	10.08	0.99
PR-ALIGN-BKF-LOW	5763.05	Bankfull	40.00	5764.03	5764.81	5764.81	5765.11	0.010434	4.36	9.17	14.85	0.98
PR-ALIGN-BKF-LOW	5763.05	Low	227.00	5764.03	5766.14	5766.14	5766.65	0.008747	5.75	39.50	37.06	0.98
PR-ALIGN-BKF-LOW	5763.05	10-year	2802.00	5764.03	5769.47	5769.47	5770.52	0.004497	9.83	553.39	244.93	0.87
PR-ALIGN-BKF-LOW	5763.05	100 year	4400.00	5764.03	5770.25	5770.25	5771.63	0.004983	11.68	748.41	251.23	0.95
PR-ALIGN-BKF-LOW	5752.33	Baseflow	4.00	5761.17	5762.03	5761.34	5762.03	0.000053	0.33	12.00	17.41	0.07
PR-ALIGN-BKF-LOW	5752.33	Bankfull	40.00	5761.17	5763.18	5761.88	5763.19	0.000141	0.79	50.81	42.59	0.13
PR-ALIGN-BKF-LOW	5752.33	Low	227.00	5761.17	5764.80	5762.94	5764.85	0.000270	1.76	128.70	51.94	0.20
PR-ALIGN-BKF-LOW	5752.33	10-year	2802.00	5761.17	5767.47	5766.89	5768.92	0.003667	9.71	333.89	230.47	0.80
PR-ALIGN-BKF-LOW	5752.33	100 year	4400.00	5761.17	5768.71	5768.71	5770.32	0.003278	10.78	626.80	240.39	0.79
PR-ALIGN-BKF-LOW	5733.05	Baseflow	4.00	5761.48	5762.01	5761.71	5762.03	0.002413	1.09	3.66	6.98	0.27
PR-ALIGN-BKF-LOW	5733.05	Bankfull	40.00	5761.48	5763.13	5762.44	5763.18	0.002447	1.81	22.11	21.37	0.31
PR-ALIGN-BKF-LOW	5733.05	Low	227.00	5761.48	5764.71	5763.66	5764.83	0.002559	2.72	83.31	46.06	0.36
PR-ALIGN-BKF-LOW	5733.05	10-year	2802.00	5761.48	5767.85	5767.62	5768.62	0.006374	8.27	545.13	237.22	0.66
PR-ALIGN-BKF-LOW	5733.05	100 year	4400.00	5761.48	5768.98	5768.37	5769.75	0.005411	8.76	818.36	246.22	0.63
PR-ALIGN-BKF-LOW	5690.76	Baseflow	4.00	5761.38	5761.91	5761.61	5761.93	0.002539	1.11	3.59	6.91	0.27
PR-ALIGN-BKF-LOW	5690.76	Bankfull	40.00	5761.38	5763.02	5762.34	5763.07	0.002548	1.84	21.75	21.11	0.32
PR-ALIGN-BKF-LOW	5690.76	Low	227.00	5761.38	5764.60	5763.59	5764.72	0.002671	2.77	81.92	45.58	0.36
PR-ALIGN-BKF-LOW	5690.76	10-year	2802.00	5761.38	5767.92	5767.00	5768.31	0.003550	6.31	721.26	246.58	0.50
PR-ALIGN-BKF-LOW	5690.76	100 year	4400.00	5761.38	5769.01	5767.67	5769.48	0.003465	7.12	995.60	255.31	0.51
PR-ALIGN-BKF-LOW	5602.97	Baseflow	4.00	5761.16	5761.69	5761.38	5761.71	0.002567	1.12	3.57	6.87	0.27
PR-ALIGN-BKF-LOW	5602.97	Bankfull	40.00	5761.16	5762.79	5762.13	5762.84	0.002636	1.87	21.45	20.90	0.32
PR-ALIGN-BKF-LOW	5602.97	Low	227.00	5761.16	5764.35	5763.36	5764.48	0.002821	2.83	80.21	45.01	0.37
PR-ALIGN-BKF-LOW	5602.97	10-year	2802.00	5761.16	5767.72	5766.45	5768.00	0.002736	5.56	811.70	252.88	0.44
PR-ALIGN-BKF-LOW	5602.97	100 year	4400.00	5761.16	5768.81	5767.07	5769.17	0.002802	6.41	1092.18	261.60	0.46
PR-ALIGN-BKF-LOW	5553.72	Baseflow	4.00	5761.04	5761.56	5761.25	5761.58	0.002615	1.12	3.56	6.97	0.28
PR-ALIGN-BKF-LOW	5553.72	Bankfull	40.00	5761.04	5762.66	5762.00	5762.71	0.002632	1.86	21.55	21.16	0.32
PR-ALIGN-BKF-LOW	5553.72	Low	227.00	5761.04	5764.21	5763.22	5764.34	0.002820	2.82	80.61	45.61	0.37
PR-ALIGN-BKF-LOW	5553.72	10-year	2802.00	5761.04	5767.59	5766.26	5767.87	0.002694	5.51	817.18	254.63	0.43
PR-ALIGN-BKF-LOW	5553.72	100 year	4400.00	5761.04	5768.68	5766.93	5769.04	0.002764	6.36	1098.80	263.34	0.45
PR-ALIGN-BKF-LOW	5512.68	Baseflow	4.00	5760.93	5761.46	5761.15	5761.48	0.002471	1.10	3.63	7.00	0.27
PR-ALIGN-BKF-LOW	5512.68	Bankfull	40.00	5760.93	5762.55	5761.89	5762.61	0.002587	1.84	21.71	21.27	0.32
PR-ALIGN-BKF-LOW	5512.68	Low	227.00	5760.93	5764.10	5763.13	5764.22	0.002833	2.82	80.56	45.72	0.37
PR-ALIGN-BKF-LOW	5512.68	10-year	2802.00	5760.93	5767.47	5766.20	5767.76	0.002727	5.54	810.83	252.71	0.44
PR-ALIGN-BKF-LOW	5512.68	100 year	4400.00	5760.93	5768.56	5766.85	5768.92	0.002811	6.41	1088.82	261.35	0.46

HEC-RAS Plan: Lower Reach River: PR-ALIGN-BKF-LOW Reach: PR-ALIGN-BKF-LOW (Continued)

Reach	River Sta	Profile	Q Total (cfs)	Min Ch El (ft)	W.S. Elev (ft)	Crit W.S. (ft)	E.G. Elev (ft)	E.G. Slope (ft/ft)	Vel Chnl (ft/s)	Flow Area (sq ft)	Top Width (ft)	Froude # Chl
PR-ALIGN-BKF-LOW	5473.07	Baseflow	4.00	5760.83	5761.36	5761.04	5761.38	0.002435	1.10	3.65	6.98	0.27
PR-ALIGN-BKF-LOW	5473.07	Bankfull	40.00	5760.83	5762.45	5761.79	5762.50	0.002635	1.86	21.54	21.15	0.32
PR-ALIGN-BKF-LOW	5473.07	Low	227.00	5760.83	5763.98	5763.01	5764.11	0.002931	2.85	79.52	45.38	0.38
PR-ALIGN-BKF-LOW	5473.07	10-year	2802.00	5760.83	5767.37	5766.05	5767.65	0.002724	5.53	814.59	255.01	0.44
PR-ALIGN-BKF-LOW	5473.07	100 year	4400.00	5760.83	5768.45	5766.75	5768.81	0.002802	6.39	1094.57	263.64	0.46
PR-ALIGN-BKF-LOW	5427.69	Baseflow	4.00	5760.72	5761.25	5760.94	5761.27	0.002384	1.09	3.67	6.99	0.26
PR-ALIGN-BKF-LOW	5427.69	Bankfull	40.00	5760.72	5762.33	5761.66	5762.38	0.002721	1.88	21.30	21.07	0.33
PR-ALIGN-BKF-LOW	5427.69	Low	227.00	5760.72	5763.84	5762.92	5763.97	0.003091	2.91	78.03	45.04	0.39
PR-ALIGN-BKF-LOW	5427.69	10-year	2802.00	5760.72	5767.24	5765.94	5767.52	0.002799	5.56	803.86	252.61	0.44
PR-ALIGN-BKF-LOW	5427.69	100 year	4400.00	5760.72	5768.31	5766.63	5768.68	0.002883	6.43	1079.45	261.20	0.46
PR-ALIGN-BKF-LOW	5330.94	Baseflow	4.00	5760.48	5761.00	5760.71	5761.02	0.002748	1.15	3.49	6.84	0.28
PR-ALIGN-BKF-LOW	5330.94	Bankfull	40.00	5760.48	5762.02	5761.45	5762.09	0.003407	2.04	19.57	20.12	0.37
PR-ALIGN-BKF-LOW	5330.94	Low	227.00	5760.48	5763.47	5762.68	5763.63	0.004026	3.20	70.99	43.31	0.44
PR-ALIGN-BKF-LOW	5330.94	10-year	2802.00	5760.48	5766.93	5765.77	5767.24	0.003059	5.79	781.19	251.92	0.46
PR-ALIGN-BKF-LOW	5330.94	100 year	4400.00	5760.48	5768.00	5766.40	5768.39	0.003109	6.66	1054.65	260.49	0.48
PR-ALIGN-BKF-LOW	5255	Baseflow	4.00	5760.29	5760.78	5760.52	5760.80	0.003145	1.19	3.37	7.04	0.30
PR-ALIGN-BKF-LOW	5255	Bankfull	40.00	5760.29	5761.70	5761.23	5761.78	0.004852	2.29	17.44	19.70	0.43
PR-ALIGN-BKF-LOW	5255	Low	227.00	5760.29	5763.07	5762.47	5763.27	0.005635	3.55	63.90	42.88	0.51
PR-ALIGN-BKF-LOW	5255	10-year	2802.00	5760.29	5766.69	5765.54	5767.01	0.003114	5.80	773.58	251.35	0.46
PR-ALIGN-BKF-LOW	5255	100 year	4400.00	5760.29	5767.75	5766.20	5768.15	0.003164	6.67	1044.76	259.82	0.48
PR-ALIGN-BKF-LOW	5183.24	Baseflow	4.00	5760.11	5760.35	5760.32	5760.43	0.009529	2.18	1.84	7.56	0.78
PR-ALIGN-BKF-LOW	5183.24	Bankfull	40.00	5760.11	5760.98	5760.98	5761.26	0.010747	4.29	9.32	15.26	0.97
PR-ALIGN-BKF-LOW	5183.24	Low	227.00	5760.11	5762.32	5762.23	5762.78	0.007480	5.40	42.01	37.88	0.90
PR-ALIGN-BKF-LOW	5183.24	10-year	2802.00	5760.11	5765.62	5765.62	5766.67	0.004464	9.80	554.03	245.42	0.86
PR-ALIGN-BKF-LOW	5183.24	100 year	4400.00	5760.11	5766.40	5766.40	5767.77	0.004995	11.68	747.71	251.64	0.94
PR-ALIGN-BKF-LOW	5178.24	Baseflow	4.00	5760.10	5760.29	5760.29	5760.37	0.016009	2.31	1.73	10.08	0.99
PR-ALIGN-BKF-LOW	5178.24	Bankfull	40.00	5760.10	5760.88	5760.88	5761.18	0.010433	4.36	9.17	14.85	0.98
PR-ALIGN-BKF-LOW	5178.24	Low	227.00	5760.10	5762.21	5762.21	5762.72	0.008840	5.77	39.37	37.05	0.99
PR-ALIGN-BKF-LOW	5178.24	10-year	2802.00	5760.10	5765.55	5765.55	5766.61	0.004471	9.84	553.58	245.55	0.87
PR-ALIGN-BKF-LOW	5178.24	100 year	4400.00	5760.10	5766.34	5766.34	5767.72	0.004947	11.68	749.82	251.85	0.94
PR-ALIGN-BKF-LOW	5167.87	Baseflow	4.00	5757.38	5758.09	5757.58	5758.10	0.000142	0.48	8.39	15.06	0.11
PR-ALIGN-BKF-LOW	5167.87	Bankfull	40.00	5757.38	5759.19	5758.14	5759.21	0.000411	1.13	35.53	38.89	0.21
PR-ALIGN-BKF-LOW	5167.87	Low	227.00	5757.38	5760.72	5759.31	5760.80	0.000517	2.20	103.14	48.63	0.27
PR-ALIGN-BKF-LOW	5167.87	10-year	2802.00	5757.38	5763.80	5763.80	5765.23	0.003694	9.74	365.57	233.26	0.80
PR-ALIGN-BKF-LOW	5167.87	100 year	4400.00	5757.38	5765.00	5765.00	5766.58	0.003338	10.82	649.85	242.78	0.80
PR-ALIGN-BKF-LOW	5148.24	Baseflow	4.00	5757.55	5758.07	5757.76	5758.09	0.002631	1.12	3.56	6.97	0.28
PR-ALIGN-BKF-LOW	5148.24	Bankfull	40.00	5757.55	5759.13	5758.51	5759.19	0.002913	1.92	20.79	20.87	0.34
PR-ALIGN-BKF-LOW	5148.24	Low	227.00	5757.55	5760.63	5759.74	5760.77	0.003281	2.97	76.53	44.87	0.40

HEC-RAS Plan: Lower Reach River: PR-ALIGN-BKF-LOW Reach: PR-ALIGN-BKF-LOW (Continued)

Reach	River Sta	Profile	Q Total (cfs)	Min Ch El (ft)	W.S. Elev (ft)	Crit W.S. (ft)	E.G. Elev (ft)	E.G. Slope (ft/ft)	Vel Chnl (ft/s)	Flow Area (sq ft)	Top Width (ft)	Froude # Chl
PR-ALIGN-BKF-LOW	5148.24	10-year	2802.00	5757.55	5763.73	5763.67	5764.64	0.007812	8.78	500.35	236.75	0.73
PR-ALIGN-BKF-LOW	5148.24	100 year	4400.00	5757.55	5764.84	5764.43	5765.72	0.006392	9.20	768.14	245.61	0.68
PR-ALIGN-BKF-LOW	5094.2	Baseflow	4.00	5757.41	5757.93	5757.63	5757.95	0.002639	1.12	3.56	6.99	0.28
PR-ALIGN-BKF-LOW	5094.2	Bankfull	40.00	5757.41	5758.97	5758.35	5759.03	0.003114	1.97	20.33	20.73	0.35
PR-ALIGN-BKF-LOW	5094.2	Low	227.00	5757.41	5760.44	5759.60	5760.58	0.003597	3.06	74.22	44.54	0.42
PR-ALIGN-BKF-LOW	5094.2	10-year	2802.00	5757.41	5763.81	5762.90	5764.20	0.003693	6.33	716.35	248.34	0.51
PR-ALIGN-BKF-LOW	5094.2	100 year	4400.00	5757.41	5764.87	5763.59	5765.34	0.003668	7.19	982.07	256.71	0.52
PR-ALIGN-BKF-LOW	5063.24	Baseflow	4.00	5757.33	5757.84	5757.55	5757.86	0.002698	1.13	3.53	6.97	0.28
PR-ALIGN-BKF-LOW	5063.24	Bankfull	40.00	5757.33	5758.86	5758.29	5758.93	0.003444	2.04	19.60	20.38	0.37
PR-ALIGN-BKF-LOW	5063.24	Low	227.00	5757.33	5760.31	5759.52	5760.47	0.004015	3.18	71.46	43.96	0.44
PR-ALIGN-BKF-LOW	5063.24	10-year	2802.00	5757.33	5763.73	5762.72	5764.08	0.003409	6.07	747.21	252.05	0.49
PR-ALIGN-BKF-LOW	5063.24	100 year	4400.00	5757.33	5764.79	5763.38	5765.22	0.003416	6.92	1017.10	260.45	0.50
PR-ALIGN-BKF-LOW	5030.31	Baseflow	4.00	5757.25	5757.75	5757.47	5757.77	0.002872	1.15	3.47	6.99	0.29
PR-ALIGN-BKF-LOW	5030.31	Bankfull	40.00	5757.25	5758.74	5758.19	5758.81	0.003859	2.12	18.84	20.10	0.39
PR-ALIGN-BKF-LOW	5030.31	Low	227.00	5757.25	5760.15	5759.44	5760.32	0.004546	3.31	68.50	43.42	0.47
PR-ALIGN-BKF-LOW	5030.31	10-year	2802.00	5757.25	5763.65	5762.52	5763.96	0.003127	5.82	776.09	253.25	0.47
PR-ALIGN-BKF-LOW	5030.31	100 year	4400.00	5757.25	5764.70	5763.16	5765.10	0.003191	6.70	1046.61	261.65	0.49
PR-ALIGN-BKF-LOW	4973.74	Baseflow	4.00	5757.11	5757.54	5757.33	5757.57	0.004785	1.36	2.95	6.95	0.37
PR-ALIGN-BKF-LOW	4973.74	Bankfull	40.00	5757.11	5758.39	5758.07	5758.51	0.007551	2.68	14.91	18.50	0.53
PR-ALIGN-BKF-LOW	4973.74	Low	227.00	5757.11	5759.74	5759.30	5759.99	0.007843	3.98	57.01	41.30	0.60
PR-ALIGN-BKF-LOW	4973.74	10-year	2802.00	5757.11	5763.45	5762.38	5763.78	0.003314	5.94	758.93	251.30	0.48
PR-ALIGN-BKF-LOW	4973.74	100 year	4400.00	5757.11	5764.49	5763.02	5764.91	0.003360	6.82	1026.01	259.67	0.50
PR-ALIGN-BKF-LOW	4939.18	Baseflow	4.00	5757.02	5757.26	5757.23	5757.34	0.009591	2.18	1.83	7.56	0.78
PR-ALIGN-BKF-LOW	4939.18	Bankfull	40.00	5757.02	5757.88	5757.88	5758.17	0.011174	4.36	9.18	15.14	0.99
PR-ALIGN-BKF-LOW	4939.18	Low	227.00	5757.02	5759.21	5759.14	5759.69	0.008011	5.53	41.07	37.68	0.93
PR-ALIGN-BKF-LOW	4939.18	10-year	2802.00	5757.02	5762.52	5762.52	5763.57	0.004516	9.83	552.30	245.40	0.87
PR-ALIGN-BKF-LOW	4939.18	100 year	4400.00	5757.02	5763.31	5763.31	5764.68	0.004961	11.63	750.26	251.75	0.94
PR-ALIGN-BKF-LOW	4934.18	Baseflow	4.00	5757.01	5757.20	5757.20	5757.28	0.015867	2.31	1.73	10.08	0.98
PR-ALIGN-BKF-LOW	4934.18	Bankfull	40.00	5757.01	5757.79	5757.79	5758.09	0.010434	4.36	9.17	14.85	0.98
PR-ALIGN-BKF-LOW	4934.18	Low	227.00	5757.01	5759.11	5759.11	5759.63	0.009056	5.81	39.05	36.96	1.00
PR-ALIGN-BKF-LOW	4934.18	10-year	2802.00	5757.01	5762.46	5762.46	5763.52	0.004488	9.85	553.36	245.61	0.87
PR-ALIGN-BKF-LOW	4934.18	100 year	4400.00	5757.01	5763.25	5763.25	5764.62	0.004954	11.68	750.00	251.90	0.94
PR-ALIGN-BKF-LOW	4916.46	Baseflow	4.00	5752.57	5753.02	5752.76	5753.03	0.000845	0.89	4.50	12.08	0.26
PR-ALIGN-BKF-LOW	4916.46	Bankfull	40.00	5752.57	5754.12	5753.37	5754.17	0.000797	1.75	22.80	20.95	0.30
PR-ALIGN-BKF-LOW	4916.46	Low	227.00	5752.57	5755.72	5754.68	5755.83	0.000978	2.72	83.37	46.19	0.36
PR-ALIGN-BKF-LOW	4916.46	10-year	2802.00	5752.57	5758.77	5758.77	5760.70	0.005831	11.16	251.18	63.30	0.99
PR-ALIGN-BKF-LOW	4916.46	100 year	4400.00	5752.57	5760.79	5760.79	5762.56	0.003487	10.91	524.33	235.36	0.81

HEC-RAS Plan: Lower Reach River: PR-ALIGN-BKF-LOW Reach: PR-ALIGN-BKF-LOW (Continued)

Reach	River Sta	Profile	Q Total (cfs)	Min Ch El (ft)	W.S. Elev (ft)	Crit W.S. (ft)	E.G. Elev (ft)	E.G. Slope (ft/ft)	Vel Chnl (ft/s)	Flow Area (sq ft)	Top Width (ft)	Froude # Chl
PR-ALIGN-BKF-LOW	4895.18	Baseflow	4.00	5752.46	5752.98	5752.68	5753.00	0.002607	1.12	3.57	6.97	0.28
PR-ALIGN-BKF-LOW	4895.18	Bankfull	40.00	5752.46	5754.09	5753.42	5754.14	0.002551	1.84	21.79	21.25	0.32
PR-ALIGN-BKF-LOW	4895.18	Low	227.00	5752.46	5755.69	5754.64	5755.80	0.002592	2.74	82.94	45.98	0.36
PR-ALIGN-BKF-LOW	4895.18	10-year	2802.00	5752.46	5758.82	5758.82	5760.41	0.011834	10.23	304.13	120.73	0.88
PR-ALIGN-BKF-LOW	4895.18	100 year	4400.00	5752.46	5760.42	5760.42	5761.80	0.007560	10.16	608.95	236.27	0.75
PR-ALIGN-BKF-LOW	4840.54	Baseflow	4.00	5752.32	5752.85	5752.54	5752.87	0.002362	1.08	3.70	7.12	0.26
PR-ALIGN-BKF-LOW	4840.54	Bankfull	40.00	5752.32	5753.96	5753.28	5754.01	0.002399	1.79	22.39	21.76	0.31
PR-ALIGN-BKF-LOW	4840.54	Low	227.00	5752.32	5755.55	5754.48	5755.66	0.002467	2.68	84.75	46.80	0.35
PR-ALIGN-BKF-LOW	4840.54	10-year	2802.00	5752.32	5758.75	5758.18	5759.46	0.005736	7.92	552.46	220.04	0.63
PR-ALIGN-BKF-LOW	4840.54	100 year	4400.00	5752.32	5759.82	5759.02	5760.62	0.005457	8.81	804.39	243.40	0.64
PR-ALIGN-BKF-LOW	4806.13	Baseflow	4.00	5752.24	5752.76	5752.47	5752.78	0.002538	1.11	3.60	6.97	0.27
PR-ALIGN-BKF-LOW	4806.13	Bankfull	40.00	5752.24	5753.87	5753.19	5753.92	0.002556	1.84	21.78	21.24	0.32
PR-ALIGN-BKF-LOW	4806.13	Low	227.00	5752.24	5755.46	5754.43	5755.58	0.002629	2.75	82.57	45.95	0.36
PR-ALIGN-BKF-LOW	4806.13	10-year	2802.00	5752.24	5758.75	5757.85	5759.22	0.004144	6.80	665.38	246.25	0.54
PR-ALIGN-BKF-LOW	4806.13	100 year	4400.00	5752.24	5759.84	5758.63	5760.38	0.003948	7.57	938.59	255.11	0.54
PR-ALIGN-BKF-LOW	4756	Baseflow	4.00	5752.11	5752.63	5752.33	5752.65	0.002615	1.13	3.55	6.86	0.28
PR-ALIGN-BKF-LOW	4756	Bankfull	40.00	5752.11	5753.74	5753.08	5753.79	0.002656	1.87	21.37	20.83	0.33
PR-ALIGN-BKF-LOW	4756	Low	227.00	5752.11	5755.32	5754.32	5755.44	0.002760	2.81	80.78	45.08	0.37
PR-ALIGN-BKF-LOW	4756	10-year	2802.00	5752.11	5758.65	5757.60	5759.01	0.003324	6.11	740.98	246.73	0.48
PR-ALIGN-BKF-LOW	4756	100 year	4400.00	5752.11	5759.74	5758.30	5760.17	0.003314	6.96	1013.56	255.51	0.50
PR-ALIGN-BKF-LOW	4665.88	Baseflow	4.00	5751.89	5752.41	5752.11	5752.43	0.002364	1.07	3.73	7.25	0.26
PR-ALIGN-BKF-LOW	4665.88	Bankfull	40.00	5751.89	5753.51	5752.84	5753.56	0.002415	1.79	22.34	21.73	0.31
PR-ALIGN-BKF-LOW	4665.88	Low	227.00	5751.89	5755.08	5754.00	5755.20	0.002617	2.74	82.90	46.27	0.36
PR-ALIGN-BKF-LOW	4665.88	10-year	2802.00	5751.89	5758.44	5757.11	5758.72	0.002675	5.50	815.77	253.18	0.43
PR-ALIGN-BKF-LOW	4665.88	100 year	4400.00	5751.89	5759.52	5757.78	5759.88	0.002767	6.37	1094.28	261.85	0.45
PR-ALIGN-BKF-LOW	4625.52	Baseflow	4.00	5751.79	5752.31	5752.00	5752.33	0.002592	1.12	3.57	6.97	0.28
PR-ALIGN-BKF-LOW	4625.52	Bankfull	40.00	5751.79	5753.41	5752.75	5753.46	0.002646	1.86	21.51	21.14	0.33
PR-ALIGN-BKF-LOW	4625.52	Low	227.00	5751.79	5754.96	5753.97	5755.09	0.002833	2.82	80.48	45.59	0.37
PR-ALIGN-BKF-LOW	4625.52	10-year	2802.00	5751.79	5758.32	5757.01	5758.61	0.002736	5.54	812.06	253.94	0.44
PR-ALIGN-BKF-LOW	4625.52	100 year	4400.00	5751.79	5759.40	5757.70	5759.77	0.002818	6.41	1090.75	262.56	0.46
PR-ALIGN-BKF-LOW	4593.28	Baseflow	4.00	5751.70	5752.23	5751.92	5752.25	0.002475	1.10	3.63	6.98	0.27
PR-ALIGN-BKF-LOW	4593.28	Bankfull	40.00	5751.70	5753.32	5752.66	5753.38	0.002621	1.85	21.57	21.15	0.32
PR-ALIGN-BKF-LOW	4593.28	Low	227.00	5751.70	5754.87	5753.90	5754.99	0.002876	2.84	79.95	45.35	0.38
PR-ALIGN-BKF-LOW	4593.28	10-year	2802.00	5751.70	5758.23	5756.97	5758.52	0.002772	5.58	807.04	252.57	0.44
PR-ALIGN-BKF-LOW	4593.28	100 year	4400.00	5751.70	5759.31	5757.62	5759.68	0.002863	6.45	1082.98	261.18	0.46
PR-ALIGN-BKF-LOW	4561.92	Baseflow	4.00	5751.63	5752.15	5751.84	5752.17	0.002607	1.12	3.57	6.97	0.28
PR-ALIGN-BKF-LOW	4561.92	Bankfull	40.00	5751.63	5753.24	5752.59	5753.29	0.002715	1.88	21.31	21.07	0.33
PR-ALIGN-BKF-LOW	4561.92	Low	227.00	5751.63	5754.77	5753.82	5754.90	0.002974	2.87	79.16	45.37	0.38

HEC-RAS Plan: Lower Reach River: PR-ALIGN-BKF-LOW Reach: PR-ALIGN-BKF-LOW (Continued)

Reach	River Sta	Profile	Q Total (cfs)	Min Ch El (ft)	W.S. Elev (ft)	Crit W.S. (ft)	E.G. Elev (ft)	E.G. Slope (ft/ft)	Vel Chnl (ft/s)	Flow Area (sq ft)	Top Width (ft)	Froude # Chl
PR-ALIGN-BKF-LOW	4561.92	10-year	2802.00	5751.63	5758.14	5756.88	5758.43	0.002795	5.59	805.87	253.55	0.44
PR-ALIGN-BKF-LOW	4561.92	100 year	4400.00	5751.63	5759.22	5757.53	5759.59	0.002880	6.46	1082.34	262.12	0.46
PR-ALIGN-BKF-LOW	4500.54	Baseflow	4.00	5751.47	5751.99	5751.70	5752.01	0.002556	1.11	3.59	6.98	0.27
PR-ALIGN-BKF-LOW	4500.54	Bankfull	40.00	5751.47	5753.07	5752.42	5753.12	0.002794	1.90	21.11	21.00	0.33
PR-ALIGN-BKF-LOW	4500.54	Low	227.00	5751.47	5754.58	5753.66	5754.71	0.003135	2.92	77.76	45.14	0.39
PR-ALIGN-BKF-LOW	4500.54	10-year	2802.00	5751.47	5757.96	5756.69	5758.26	0.002864	5.64	797.44	252.18	0.45
PR-ALIGN-BKF-LOW	4500.54	100 year	4400.00	5751.47	5759.03	5757.37	5759.41	0.002957	6.53	1070.53	260.70	0.47
PR-ALIGN-BKF-LOW	4431.55	Baseflow	4.00	5751.30	5751.82	5751.51	5751.84	0.002623	1.12	3.56	6.97	0.28
PR-ALIGN-BKF-LOW	4431.55	Bankfull	40.00	5751.30	5752.86	5752.26	5752.92	0.003103	1.97	20.34	20.69	0.35
PR-ALIGN-BKF-LOW	4431.55	Low	227.00	5751.30	5754.34	5753.49	5754.48	0.003561	3.05	74.41	44.48	0.42
PR-ALIGN-BKF-LOW	4431.55	10-year	2802.00	5751.30	5757.76	5756.57	5758.06	0.002938	5.69	792.83	253.62	0.45
PR-ALIGN-BKF-LOW	4431.55	100 year	4400.00	5751.30	5758.82	5757.21	5759.20	0.003020	6.57	1066.06	262.10	0.47
PR-ALIGN-BKF-LOW	4389.02	Baseflow	4.00	5751.19	5751.70	5751.41	5751.72	0.002711	1.13	3.52	6.99	0.28
PR-ALIGN-BKF-LOW	4389.02	Bankfull	40.00	5751.19	5752.72	5752.15	5752.78	0.003442	2.04	19.61	20.44	0.37
PR-ALIGN-BKF-LOW	4389.02	Low	227.00	5751.19	5754.16	5753.37	5754.32	0.004002	3.17	71.58	44.07	0.44
PR-ALIGN-BKF-LOW	4389.02	10-year	2802.00	5751.19	5757.63	5756.46	5757.93	0.003015	5.74	784.17	252.19	0.46
PR-ALIGN-BKF-LOW	4389.02	100 year	4400.00	5751.19	5758.68	5757.11	5759.07	0.003101	6.63	1054.36	260.64	0.48
PR-ALIGN-BKF-LOW	4357.13	Baseflow	4.00	5751.11	5751.62	5751.34	5751.64	0.002808	1.15	3.48	6.97	0.29
PR-ALIGN-BKF-LOW	4357.13	Bankfull	40.00	5751.11	5752.60	5752.07	5752.67	0.003886	2.13	18.78	20.04	0.39
PR-ALIGN-BKF-LOW	4357.13	Low	227.00	5751.11	5754.01	5753.30	5754.18	0.004631	3.33	68.08	43.37	0.47
PR-ALIGN-BKF-LOW	4357.13	10-year	2802.00	5751.11	5757.53	5756.33	5757.84	0.003076	5.78	780.19	252.99	0.46
PR-ALIGN-BKF-LOW	4357.13	100 year	4400.00	5751.11	5758.58	5757.03	5758.97	0.003149	6.66	1050.83	261.42	0.48
PR-ALIGN-BKF-LOW	4314.86	Baseflow	4.00	5751.01	5751.48	5751.24	5751.50	0.003593	1.24	3.22	6.93	0.32
PR-ALIGN-BKF-LOW	4314.86	Bankfull	40.00	5751.01	5752.37	5751.97	5752.46	0.005834	2.46	16.28	18.99	0.47
PR-ALIGN-BKF-LOW	4314.86	Low	227.00	5751.01	5753.72	5753.19	5753.94	0.006720	3.79	59.94	41.69	0.56
PR-ALIGN-BKF-LOW	4314.86	10-year	2802.00	5751.01	5757.38	5756.28	5757.70	0.003239	5.89	765.42	251.42	0.47
PR-ALIGN-BKF-LOW	4314.86	100 year	4400.00	5751.01	5758.42	5756.90	5758.83	0.003296	6.78	1033.27	259.81	0.49
PR-ALIGN-BKF-LOW	4260.49	Baseflow	4.00	5750.87	5751.11	5751.08	5751.19	0.009654	2.19	1.83	7.56	0.78
PR-ALIGN-BKF-LOW	4260.49	Bankfull	40.00	5750.87	5751.73	5751.73	5752.02	0.010938	4.32	9.26	15.23	0.98
PR-ALIGN-BKF-LOW	4260.49	Low	227.00	5750.87	5753.09	5753.01	5753.54	0.007344	5.37	42.27	37.93	0.90
PR-ALIGN-BKF-LOW	4260.49	10-year	2802.00	5750.87	5756.35	5756.35	5757.42	0.004594	9.88	548.74	245.90	0.88
PR-ALIGN-BKF-LOW	4260.49	100 year	4400.00	5750.87	5757.15	5757.15	5758.52	0.004984	11.65	749.33	252.33	0.94
PR-ALIGN-BKF-LOW	4255.49	Baseflow	4.00	5750.86	5751.05	5751.05	5751.13	0.016009	2.31	1.73	10.08	0.99
PR-ALIGN-BKF-LOW	4255.49	Bankfull	40.00	5750.86	5751.64	5751.64	5751.94	0.010434	4.36	9.17	14.85	0.98
PR-ALIGN-BKF-LOW	4255.49	Low	227.00	5750.86	5752.97	5752.97	5753.48	0.008747	5.75	39.50	37.06	0.98
PR-ALIGN-BKF-LOW	4255.49	10-year	2802.00	5750.86	5756.32	5756.32	5757.37	0.004458	9.83	554.82	246.13	0.87
PR-ALIGN-BKF-LOW	4255.49	100 year	4400.00	5750.86	5757.11	5757.11	5758.48	0.004925	11.66	751.88	252.43	0.94

HEC-RAS Plan: Lower Reach River: PR-ALIGN-BKF-LOW Reach: PR-ALIGN-BKF-LOW (Continued)

Reach	River Sta	Profile	Q Total (cfs)	Min Ch El (ft)	W.S. Elev (ft)	Crit W.S. (ft)	E.G. Elev (ft)	E.G. Slope (ft/ft)	Vel Chnl (ft/s)	Flow Area (sq ft)	Top Width (ft)	Froude # Chl
PR-ALIGN-BKF-LOW	4238.39	Baseflow	4.00	5746.58	5746.89	5746.77	5746.92	0.003064	1.36	2.94	11.02	0.46
PR-ALIGN-BKF-LOW	4238.39	Bankfull	40.00	5746.58	5747.97	5747.37	5748.03	0.001233	2.05	19.49	19.65	0.36
PR-ALIGN-BKF-LOW	4238.39	Low	227.00	5746.58	5749.54	5748.67	5749.69	0.001400	3.11	73.04	43.45	0.42
PR-ALIGN-BKF-LOW	4238.39	10-year	2802.00	5746.58	5752.81	5752.81	5754.74	0.005866	11.15	251.41	63.82	0.99
PR-ALIGN-BKF-LOW	4238.39	100 year	4400.00	5746.58	5754.79	5754.79	5756.54	0.003479	10.88	536.98	236.53	0.81
PR-ALIGN-BKF-LOW	4216.49	Baseflow	4.00	5746.31	5746.83	5746.54	5746.85	0.002568	1.12	3.58	6.97	0.27
PR-ALIGN-BKF-LOW	4216.49	Bankfull	40.00	5746.31	5747.94	5747.27	5747.99	0.002575	1.84	21.72	21.22	0.32
PR-ALIGN-BKF-LOW	4216.49	Low	227.00	5746.31	5749.52	5748.49	5749.63	0.002682	2.77	82.02	45.87	0.36
PR-ALIGN-BKF-LOW	4216.49	10-year	2802.00	5746.31	5752.60	5752.60	5754.20	0.012367	10.27	299.39	126.54	0.90
PR-ALIGN-BKF-LOW	4216.49	100 year	4400.00	5746.31	5754.20	5754.20	5755.60	0.007761	10.17	598.94	235.25	0.75
PR-ALIGN-BKF-LOW	4181.52	Baseflow	4.00	5746.22	5746.74	5746.45	5746.76	0.002562	1.11	3.59	6.97	0.27
PR-ALIGN-BKF-LOW	4181.52	Bankfull	40.00	5746.22	5747.85	5747.17	5747.90	0.002573	1.84	21.72	21.22	0.32
PR-ALIGN-BKF-LOW	4181.52	Low	227.00	5746.22	5749.42	5748.41	5749.54	0.002707	2.78	81.72	45.77	0.37
PR-ALIGN-BKF-LOW	4181.52	10-year	2802.00	5746.22	5752.41	5752.00	5753.48	0.008596	9.37	456.72	208.47	0.77
PR-ALIGN-BKF-LOW	4181.52	100 year	4400.00	5746.22	5753.50	5753.33	5754.59	0.007542	10.09	704.56	237.40	0.74
PR-ALIGN-BKF-LOW	4122.75	Baseflow	4.00	5746.07	5746.60	5746.29	5746.61	0.002470	1.10	3.63	7.00	0.27
PR-ALIGN-BKF-LOW	4122.75	Bankfull	40.00	5746.07	5747.70	5747.03	5747.75	0.002561	1.84	21.78	21.28	0.32
PR-ALIGN-BKF-LOW	4122.75	Low	227.00	5746.07	5749.26	5748.26	5749.38	0.002743	2.79	81.48	45.91	0.37
PR-ALIGN-BKF-LOW	4122.75	10-year	2802.00	5746.07	5752.54	5751.64	5752.96	0.003890	6.55	691.35	242.90	0.52
PR-ALIGN-BKF-LOW	4122.75	100 year	4400.00	5746.07	5753.59	5752.38	5754.11	0.003840	7.41	953.19	251.33	0.53
PR-ALIGN-BKF-LOW	4085.1	Baseflow	4.00	5745.98	5746.50	5746.21	5746.52	0.002584	1.12	3.58	6.97	0.28
PR-ALIGN-BKF-LOW	4085.1	Bankfull	40.00	5745.98	5747.60	5746.94	5747.65	0.002643	1.86	21.52	21.15	0.32
PR-ALIGN-BKF-LOW	4085.1	Low	227.00	5745.98	5749.15	5748.16	5749.27	0.002840	2.82	80.41	45.57	0.37
PR-ALIGN-BKF-LOW	4085.1	10-year	2802.00	5745.98	5752.47	5751.36	5752.80	0.003154	5.92	764.83	251.22	0.47
PR-ALIGN-BKF-LOW	4085.1	100 year	4400.00	5745.98	5753.53	5752.05	5753.95	0.003206	6.79	1035.75	259.68	0.49
PR-ALIGN-BKF-LOW	4038.71	Baseflow	4.00	5745.86	5746.38	5746.09	5746.40	0.002591	1.12	3.57	6.95	0.28
PR-ALIGN-BKF-LOW	4038.71	Bankfull	40.00	5745.86	5747.47	5746.82	5747.53	0.002702	1.88	21.32	20.99	0.33
PR-ALIGN-BKF-LOW	4038.71	Low	227.00	5745.86	5749.01	5748.06	5749.14	0.002962	2.87	79.14	45.18	0.38
PR-ALIGN-BKF-LOW	4038.71	10-year	2802.00	5745.86	5752.36	5751.11	5752.65	0.002831	5.61	811.88	267.31	0.44
PR-ALIGN-BKF-LOW	4038.71	100 year	4400.00	5745.86	5753.43	5751.80	5753.79	0.002881	6.45	1104.58	281.90	0.46
PR-ALIGN-BKF-LOW	3930.3	Baseflow	4.00	5745.59	5746.11	5745.82	5746.13	0.002409	1.09	3.69	7.14	0.27
PR-ALIGN-BKF-LOW	3930.3	Bankfull	40.00	5745.59	5747.18	5746.53	5747.23	0.002730	1.87	21.41	21.42	0.33
PR-ALIGN-BKF-LOW	3930.3	Low	227.00	5745.59	5748.68	5747.74	5748.81	0.003138	2.91	77.92	45.41	0.39
PR-ALIGN-BKF-LOW	3930.3	10-year	2802.00	5745.59	5752.06	5750.81	5752.34	0.002818	5.58	818.45	276.54	0.44
PR-ALIGN-BKF-LOW	3930.3	100 year	4400.00	5745.59	5753.12	5751.51	5753.48	0.002834	6.38	1123.31	295.23	0.46
PR-ALIGN-BKF-LOW	3895.09	Baseflow	4.00	5745.50	5746.03	5745.71	5746.05	0.002463	1.10	3.63	6.98	0.27
PR-ALIGN-BKF-LOW	3895.09	Bankfull	40.00	5745.50	5747.07	5746.46	5747.13	0.002992	1.94	20.60	20.79	0.34
PR-ALIGN-BKF-LOW	3895.09	Low	227.00	5745.50	5748.55	5747.68	5748.69	0.003488	3.03	74.92	44.54	0.41

HEC-RAS Plan: Lower Reach River: PR-ALIGN-BKF-LOW Reach: PR-ALIGN-BKF-LOW (Continued)

Reach	River Sta	Profile	Q Total (cfs)	Min Ch El (ft)	W.S. Elev (ft)	Crit W.S. (ft)	E.G. Elev (ft)	E.G. Slope (ft/ft)	Vel Chnl (ft/s)	Flow Area (sq ft)	Top Width (ft)	Froude # Chl
PR-ALIGN-BKF-LOW	3895.09	10-year	2802.00	5745.50	5751.96	5750.76	5752.24	0.002813	5.56	825.70	279.90	0.44
PR-ALIGN-BKF-LOW	3895.09	100 year	4400.00	5745.50	5753.03	5751.41	5753.38	0.002807	6.34	1134.00	297.09	0.46
PR-ALIGN-BKF-LOW	3847.88	Baseflow	4.00	5745.39	5745.90	5745.62	5745.92	0.002858	1.16	3.44	6.83	0.29
PR-ALIGN-BKF-LOW	3847.88	Bankfull	40.00	5745.39	5746.91	5746.35	5746.98	0.003636	2.09	19.13	19.94	0.38
PR-ALIGN-BKF-LOW	3847.88	Low	227.00	5745.39	5748.34	5747.59	5748.51	0.004333	3.28	69.23	42.97	0.46
PR-ALIGN-BKF-LOW	3847.88	10-year	2802.00	5745.39	5751.81	5750.61	5752.11	0.003038	5.74	797.67	271.34	0.46
PR-ALIGN-BKF-LOW	3847.88	100 year	4400.00	5745.39	5752.87	5751.30	5753.24	0.003030	6.54	1095.01	287.58	0.47
PR-ALIGN-BKF-LOW	3804.61	Baseflow	4.00	5745.28	5745.77	5745.51	5745.79	0.003092	1.18	3.38	6.96	0.30
PR-ALIGN-BKF-LOW	3804.61	Bankfull	40.00	5745.28	5746.73	5746.24	5746.80	0.004363	2.22	18.04	19.78	0.41
PR-ALIGN-BKF-LOW	3804.61	Low	227.00	5745.28	5748.11	5747.47	5748.30	0.005190	3.47	65.48	42.85	0.49
PR-ALIGN-BKF-LOW	3804.61	10-year	2802.00	5745.28	5751.68	5750.53	5751.98	0.003022	5.72	798.89	269.58	0.46
PR-ALIGN-BKF-LOW	3804.61	100 year	4400.00	5745.28	5752.74	5751.18	5753.11	0.003016	6.52	1093.01	283.55	0.47
PR-ALIGN-BKF-LOW	3770.03	Baseflow	4.00	5745.19	5745.63	5745.41	5745.66	0.004595	1.35	2.95	6.73	0.36
PR-ALIGN-BKF-LOW	3770.03	Bankfull	40.00	5745.19	5746.49	5746.17	5746.61	0.007592	2.70	14.80	18.19	0.53
PR-ALIGN-BKF-LOW	3770.03	Low	227.00	5745.19	5747.82	5747.40	5748.07	0.008074	4.00	56.79	41.82	0.60
PR-ALIGN-BKF-LOW	3770.03	10-year	2802.00	5745.19	5751.55	5750.43	5751.87	0.003206	5.84	771.38	256.41	0.47
PR-ALIGN-BKF-LOW	3770.03	100 year	4400.00	5745.19	5752.60	5751.09	5753.00	0.003222	6.69	1050.51	271.90	0.49
PR-ALIGN-BKF-LOW	3732.43	Baseflow	4.00	5745.10	5745.34	5745.31	5745.42	0.009587	2.18	1.83	7.56	0.78
PR-ALIGN-BKF-LOW	3732.43	Bankfull	40.00	5745.10	5745.96	5745.96	5746.25	0.010984	4.33	9.24	15.21	0.98
PR-ALIGN-BKF-LOW	3732.43	Low	227.00	5745.10	5747.33	5747.23	5747.77	0.007155	5.32	42.63	38.03	0.89
PR-ALIGN-BKF-LOW	3732.43	10-year	2802.00	5745.10	5750.60	5750.60	5751.65	0.004486	9.82	553.01	245.41	0.87
PR-ALIGN-BKF-LOW	3732.43	100 year	4400.00	5745.10	5751.39	5751.39	5752.76	0.004935	11.63	751.12	251.81	0.94
PR-ALIGN-BKF-LOW	3727.43	Baseflow	4.00	5745.09	5745.28	5745.28	5745.36	0.015867	2.31	1.73	10.08	0.98
PR-ALIGN-BKF-LOW	3727.43	Bankfull	40.00	5745.09	5745.87	5745.87	5746.17	0.010434	4.36	9.17	14.85	0.98
PR-ALIGN-BKF-LOW	3727.43	Low	227.00	5745.09	5747.19	5747.19	5747.71	0.009059	5.81	39.05	36.98	1.00
PR-ALIGN-BKF-LOW	3727.43	10-year	2802.00	5745.09	5750.56	5750.56	5751.61	0.004434	9.82	554.81	245.90	0.87
PR-ALIGN-BKF-LOW	3727.43	100 year	4400.00	5745.09	5751.35	5751.35	5752.72	0.004884	11.64	752.92	252.23	0.94
PR-ALIGN-BKF-LOW	3713.45	Baseflow	4.00	5741.59	5742.09	5741.77	5742.10	0.000527	0.76	5.27	12.59	0.21
PR-ALIGN-BKF-LOW	3713.45	Bankfull	40.00	5741.59	5743.18	5742.36	5743.23	0.000702	1.68	23.86	21.34	0.28
PR-ALIGN-BKF-LOW	3713.45	Low	227.00	5741.59	5744.73	5743.70	5744.84	0.000962	2.68	84.56	47.33	0.35
PR-ALIGN-BKF-LOW	3713.45	10-year	2802.00	5741.59	5747.77	5747.77	5749.61	0.005345	10.91	268.43	103.11	0.95
PR-ALIGN-BKF-LOW	3713.45	100 year	4400.00	5741.59	5749.49	5749.49	5751.12	0.003276	10.80	620.84	239.83	0.79
PR-ALIGN-BKF-LOW	3692.43	Baseflow	4.00	5741.53	5742.06	5741.76	5742.08	0.002486	1.10	3.62	6.98	0.27
PR-ALIGN-BKF-LOW	3692.43	Bankfull	40.00	5741.53	5743.15	5742.49	5743.20	0.002660	1.86	21.47	21.12	0.33
PR-ALIGN-BKF-LOW	3692.43	Low	227.00	5741.53	5744.68	5743.72	5744.81	0.002932	2.86	79.51	45.37	0.38
PR-ALIGN-BKF-LOW	3692.43	10-year	2802.00	5741.53	5747.93	5747.93	5749.05	0.008428	9.13	432.91	213.40	0.76
PR-ALIGN-BKF-LOW	3692.43	100 year	4400.00	5741.53	5748.86	5748.86	5750.14	0.008382	10.32	649.88	238.55	0.78

HEC-RAS Plan: Lower Reach River: PR-ALIGN-BKF-LOW Reach: PR-ALIGN-BKF-LOW (Continued)

Reach	River Sta	Profile	Q Total (cfs)	Min Ch El (ft)	W.S. Elev (ft)	Crit W.S. (ft)	E.G. Elev (ft)	E.G. Slope (ft/ft)	Vel Chnl (ft/s)	Flow Area (sq ft)	Top Width (ft)	Froude # Chl
PR-ALIGN-BKF-LOW	3658.5	Baseflow	4.00	5741.45	5741.97	5741.67	5741.99	0.002615	1.12	3.56	6.97	0.28
PR-ALIGN-BKF-LOW	3658.5	Bankfull	40.00	5741.45	5743.05	5742.41	5743.11	0.002751	1.88	21.22	21.04	0.33
PR-ALIGN-BKF-LOW	3658.5	Low	227.00	5741.45	5744.58	5743.62	5744.71	0.003057	2.90	78.39	45.19	0.39
PR-ALIGN-BKF-LOW	3658.5	10-year	2802.00	5741.45	5747.81	5747.40	5748.45	0.005620	7.68	583.33	237.53	0.62
PR-ALIGN-BKF-LOW	3658.5	100 year	4400.00	5741.45	5748.88	5748.13	5749.58	0.005130	8.40	841.40	246.03	0.61
PR-ALIGN-BKF-LOW	3627.81	Baseflow	4.00	5741.37	5741.89	5741.60	5741.91	0.002434	1.09	3.67	7.13	0.27
PR-ALIGN-BKF-LOW	3627.81	Bankfull	40.00	5741.37	5742.97	5742.31	5743.02	0.002655	1.85	21.60	21.44	0.33
PR-ALIGN-BKF-LOW	3627.81	Low	227.00	5741.37	5744.49	5743.55	5744.61	0.002987	2.86	79.50	46.04	0.38
PR-ALIGN-BKF-LOW	3627.81	10-year	2802.00	5741.37	5747.78	5747.08	5748.25	0.004296	6.83	662.54	242.75	0.55
PR-ALIGN-BKF-LOW	3627.81	100 year	4400.00	5741.37	5748.84	5747.75	5749.39	0.004143	7.65	924.47	251.20	0.55
PR-ALIGN-BKF-LOW	3590.88	Baseflow	4.00	5741.28	5741.80	5741.51	5741.82	0.002607	1.12	3.57	6.97	0.28
PR-ALIGN-BKF-LOW	3590.88	Bankfull	40.00	5741.28	5742.86	5742.24	5742.92	0.002905	1.92	20.81	20.87	0.34
PR-ALIGN-BKF-LOW	3590.88	Low	227.00	5741.28	5744.36	5743.47	5744.50	0.003322	2.98	76.20	44.81	0.40
PR-ALIGN-BKF-LOW	3590.88	10-year	2802.00	5741.28	5747.72	5746.71	5748.07	0.003378	6.08	747.10	252.65	0.48
PR-ALIGN-BKF-LOW	3590.88	100 year	4400.00	5741.28	5748.78	5747.39	5749.22	0.003369	6.92	1020.04	261.12	0.50
PR-ALIGN-BKF-LOW	3540.39	Baseflow	4.00	5741.15	5741.67	5741.37	5741.69	0.002536	1.11	3.61	7.03	0.27
PR-ALIGN-BKF-LOW	3540.39	Bankfull	40.00	5741.15	5742.71	5742.09	5742.77	0.003056	1.95	20.49	20.86	0.35
PR-ALIGN-BKF-LOW	3540.39	Low	227.00	5741.15	5744.18	5743.34	5744.32	0.003587	3.05	74.35	44.63	0.42
PR-ALIGN-BKF-LOW	3540.39	10-year	2802.00	5741.15	5747.59	5746.43	5747.90	0.002997	5.73	784.51	251.89	0.46
PR-ALIGN-BKF-LOW	3540.39	100 year	4400.00	5741.15	5748.65	5747.07	5749.04	0.003081	6.62	1055.27	260.37	0.48
PR-ALIGN-BKF-LOW	3484.61	Baseflow	4.00	5741.01	5741.53	5741.22	5741.55	0.002647	1.13	3.55	6.97	0.28
PR-ALIGN-BKF-LOW	3484.61	Bankfull	40.00	5741.01	5742.52	5741.97	5742.59	0.003624	2.08	19.26	20.27	0.38
PR-ALIGN-BKF-LOW	3484.61	Low	227.00	5741.01	5743.93	5743.20	5744.10	0.004398	3.28	69.26	43.54	0.46
PR-ALIGN-BKF-LOW	3484.61	10-year	2802.00	5741.01	5747.43	5746.23	5747.73	0.003033	5.74	786.42	254.94	0.46
PR-ALIGN-BKF-LOW	3484.61	100 year	4400.00	5741.01	5748.48	5746.92	5748.87	0.003097	6.61	1059.88	263.38	0.48
PR-ALIGN-BKF-LOW	3441.46	Baseflow	4.00	5740.91	5741.39	5741.15	5741.42	0.003486	1.24	3.23	6.80	0.32
PR-ALIGN-BKF-LOW	3441.46	Bankfull	40.00	5740.91	5742.31	5741.88	5742.40	0.005276	2.37	16.86	19.24	0.45
PR-ALIGN-BKF-LOW	3441.46	Low	227.00	5740.91	5743.66	5743.11	5743.87	0.006236	3.69	61.54	42.10	0.54
PR-ALIGN-BKF-LOW	3441.46	10-year	2802.00	5740.91	5747.27	5746.15	5747.59	0.003247	5.89	764.81	251.41	0.47
PR-ALIGN-BKF-LOW	3441.46	100 year	4400.00	5740.91	5748.32	5746.82	5748.73	0.003296	6.77	1033.28	259.83	0.49
PR-ALIGN-BKF-LOW	3376.21	Baseflow	4.00	5740.74	5740.98	5740.95	5741.06	0.009606	2.19	1.83	7.55	0.78
PR-ALIGN-BKF-LOW	3376.21	Bankfull	40.00	5740.74	5741.60	5741.60	5741.89	0.011303	4.37	9.16	15.18	0.99
PR-ALIGN-BKF-LOW	3376.21	Low	227.00	5740.74	5742.97	5742.87	5743.41	0.007188	5.33	42.56	37.98	0.89
PR-ALIGN-BKF-LOW	3376.21	10-year	2802.00	5740.74	5746.21	5746.21	5747.27	0.004582	9.87	550.71	245.62	0.87
PR-ALIGN-BKF-LOW	3376.21	100 year	4400.00	5740.74	5747.02	5747.02	5748.38	0.004970	11.63	751.44	252.07	0.94
PR-ALIGN-BKF-LOW	3371.21	Baseflow	4.00	5740.73	5740.92	5740.92	5741.00	0.016009	2.31	1.73	10.08	0.99
PR-ALIGN-BKF-LOW	3371.21	Bankfull	40.00	5740.73	5741.51	5741.51	5741.81	0.010433	4.36	9.17	14.85	0.98
PR-ALIGN-BKF-LOW	3371.21	Low	227.00	5740.73	5742.81	5742.81	5743.35	0.009373	5.88	38.61	36.87	1.01

HEC-RAS Plan: Lower Reach River: PR-ALIGN-BKF-LOW Reach: PR-ALIGN-BKF-LOW (Continued)

Reach	River Sta	Profile	Q Total (cfs)	Min Ch El (ft)	W.S. Elev (ft)	Crit W.S. (ft)	E.G. Elev (ft)	E.G. Slope (ft/ft)	Vel Chnl (ft/s)	Flow Area (sq ft)	Top Width (ft)	Froude # Chl
PR-ALIGN-BKF-LOW	3371.21	10-year	2802.00	5740.73	5746.13	5746.13	5747.18	0.004582	9.84	552.78	245.49	0.88
PR-ALIGN-BKF-LOW	3371.21	100 year	4400.00	5740.73	5746.91	5746.91	5748.28	0.005092	11.71	745.78	251.69	0.96
PR-ALIGN-BKF-LOW	3361.95	Baseflow	4.00	5738.41	5738.75	5738.59	5738.77	0.002155	1.21	3.30	11.28	0.39
PR-ALIGN-BKF-LOW	3361.95	Bankfull	40.00	5738.41	5739.84	5739.20	5739.90	0.001093	1.96	20.36	20.03	0.34
PR-ALIGN-BKF-LOW	3361.95	Low	227.00	5738.41	5741.42	5740.51	5741.55	0.001284	2.95	77.00	46.60	0.40
PR-ALIGN-BKF-LOW	3361.95	10-year	2802.00	5738.41	5744.86	5744.86	5746.12	0.003481	9.40	437.25	236.73	0.78
PR-ALIGN-BKF-LOW	3361.95	100 year	4400.00	5738.41	5745.87	5745.87	5747.38	0.003510	10.81	681.62	244.96	0.81
PR-ALIGN-BKF-LOW	3341.21	Baseflow	4.00	5738.18	5738.70	5738.39	5738.72	0.002530	1.11	3.60	6.97	0.27
PR-ALIGN-BKF-LOW	3341.21	Bankfull	40.00	5738.18	5739.81	5739.14	5739.86	0.002545	1.83	21.81	21.25	0.32
PR-ALIGN-BKF-LOW	3341.21	Low	227.00	5738.18	5741.39	5740.37	5741.51	0.002643	2.75	82.42	45.92	0.36
PR-ALIGN-BKF-LOW	3341.21	10-year	2802.00	5738.18	5744.50	5744.34	5745.33	0.006888	8.38	520.55	236.92	0.69
PR-ALIGN-BKF-LOW	3341.21	100 year	4400.00	5738.18	5745.62	5745.10	5746.45	0.005777	8.87	791.41	245.87	0.65
PR-ALIGN-BKF-LOW	3280.39	Baseflow	4.00	5738.03	5738.55	5738.25	5738.57	0.002533	1.11	3.61	7.01	0.27
PR-ALIGN-BKF-LOW	3280.39	Bankfull	40.00	5738.03	5739.66	5738.99	5739.71	0.002553	1.83	21.82	21.34	0.32
PR-ALIGN-BKF-LOW	3280.39	Low	227.00	5738.03	5741.23	5740.22	5741.35	0.002668	2.76	82.27	46.05	0.36
PR-ALIGN-BKF-LOW	3280.39	10-year	2802.00	5738.03	5744.56	5743.50	5744.91	0.003204	6.00	752.77	247.79	0.47
PR-ALIGN-BKF-LOW	3280.39	100 year	4400.00	5738.03	5745.64	5744.17	5746.07	0.003220	6.85	1025.30	256.40	0.49
PR-ALIGN-BKF-LOW	3221.73	Baseflow	4.00	5737.88	5738.40	5738.09	5738.42	0.002553	1.11	3.59	6.97	0.27
PR-ALIGN-BKF-LOW	3221.73	Bankfull	40.00	5737.88	5739.50	5738.84	5739.56	0.002596	1.85	21.66	21.19	0.32
PR-ALIGN-BKF-LOW	3221.73	Low	227.00	5737.88	5741.07	5740.07	5741.19	0.002746	2.79	81.33	45.71	0.37
PR-ALIGN-BKF-LOW	3221.73	10-year	2802.00	5737.88	5744.41	5743.23	5744.71	0.002891	5.69	796.10	256.08	0.45
PR-ALIGN-BKF-LOW	3221.73	100 year	4400.00	5737.88	5745.50	5743.89	5745.87	0.002921	6.53	1078.37	264.71	0.47
PR-ALIGN-BKF-LOW	3183.49	Baseflow	4.00	5737.79	5738.31	5738.00	5738.33	0.002395	1.08	3.71	7.25	0.27
PR-ALIGN-BKF-LOW	3183.49	Bankfull	40.00	5737.79	5739.41	5738.74	5739.46	0.002471	1.81	22.11	21.55	0.31
PR-ALIGN-BKF-LOW	3183.49	Low	227.00	5737.79	5740.97	5739.96	5741.09	0.002692	2.77	82.00	45.99	0.37
PR-ALIGN-BKF-LOW	3183.49	10-year	2802.00	5737.79	5744.31	5743.04	5744.60	0.002786	5.60	803.10	252.17	0.44
PR-ALIGN-BKF-LOW	3183.49	100 year	4400.00	5737.79	5745.39	5743.71	5745.76	0.002866	6.47	1079.87	260.79	0.46
PR-ALIGN-BKF-LOW	3148.26	Baseflow	4.00	5737.70	5738.22	5737.93	5738.24	0.002599	1.12	3.57	6.97	0.28
PR-ALIGN-BKF-LOW	3148.26	Bankfull	40.00	5737.70	5739.32	5738.65	5739.37	0.002665	1.86	21.46	21.12	0.33
PR-ALIGN-BKF-LOW	3148.26	Low	227.00	5737.70	5740.86	5739.89	5740.99	0.002869	2.83	80.13	45.52	0.38
PR-ALIGN-BKF-LOW	3148.26	10-year	2802.00	5737.70	5744.22	5742.95	5744.50	0.002713	5.51	820.80	258.77	0.44
PR-ALIGN-BKF-LOW	3148.26	100 year	4400.00	5737.70	5745.31	5743.60	5745.66	0.002773	6.35	1105.08	267.41	0.45
PR-ALIGN-BKF-LOW	3101.11	Baseflow	4.00	5737.58	5738.10	5737.81	5738.12	0.002480	1.10	3.64	7.08	0.27
PR-ALIGN-BKF-LOW	3101.11	Bankfull	40.00	5737.58	5739.19	5738.52	5739.24	0.002643	1.86	21.55	21.22	0.32
PR-ALIGN-BKF-LOW	3101.11	Low	227.00	5737.58	5740.73	5739.76	5740.85	0.002920	2.85	79.68	45.48	0.38
PR-ALIGN-BKF-LOW	3101.11	10-year	2802.00	5737.58	5744.08	5742.86	5744.37	0.002867	5.65	797.23	252.76	0.45
PR-ALIGN-BKF-LOW	3101.11	100 year	4400.00	5737.58	5745.15	5743.49	5745.53	0.002942	6.52	1072.72	261.34	0.47

HEC-RAS Plan: Lower Reach River: PR-ALIGN-BKF-LOW Reach: PR-ALIGN-BKF-LOW (Continued)

Reach	River Sta	Profile	Q Total (cfs)	Min Ch El (ft)	W.S. Elev (ft)	Crit W.S. (ft)	E.G. Elev (ft)	E.G. Slope (ft/ft)	Vel Chnl (ft/s)	Flow Area (sq ft)	Top Width (ft)	Froude # Chl
PR-ALIGN-BKF-LOW	3041.93	Baseflow	4.00	5737.43	5737.95	5737.66	5737.97	0.002569	1.12	3.58	6.97	0.27
PR-ALIGN-BKF-LOW	3041.93	Bankfull	40.00	5737.43	5739.03	5738.39	5739.08	0.002808	1.90	21.06	20.97	0.33
PR-ALIGN-BKF-LOW	3041.93	Low	227.00	5737.43	5740.54	5739.63	5740.67	0.003155	2.93	77.55	45.04	0.39
PR-ALIGN-BKF-LOW	3041.93	10-year	2802.00	5737.43	5743.92	5742.65	5744.20	0.002820	5.59	808.37	256.95	0.44
PR-ALIGN-BKF-LOW	3041.93	100 year	4400.00	5737.43	5744.99	5743.34	5745.35	0.002889	6.45	1087.72	265.52	0.46
PR-ALIGN-BKF-LOW	2965.84	Baseflow	4.00	5737.24	5737.76	5737.46	5737.78	0.002524	1.11	3.62	7.05	0.27
PR-ALIGN-BKF-LOW	2965.84	Bankfull	40.00	5737.24	5738.80	5738.18	5738.86	0.003003	1.94	20.64	20.98	0.34
PR-ALIGN-BKF-LOW	2965.84	Low	227.00	5737.24	5740.28	5739.41	5740.42	0.003468	3.01	75.37	45.05	0.41
PR-ALIGN-BKF-LOW	2965.84	10-year	2802.00	5737.24	5743.68	5742.47	5743.98	0.002985	5.70	785.33	251.99	0.46
PR-ALIGN-BKF-LOW	2965.84	100 year	4400.00	5737.24	5744.74	5743.14	5745.13	0.003066	6.58	1056.31	260.44	0.48
PR-ALIGN-BKF-LOW	2926.48	Baseflow	4.00	5737.14	5737.66	5737.37	5737.68	0.002615	1.12	3.56	6.97	0.28
PR-ALIGN-BKF-LOW	2926.48	Bankfull	40.00	5737.14	5738.67	5738.10	5738.74	0.003375	2.03	19.75	20.46	0.36
PR-ALIGN-BKF-LOW	2926.48	Low	227.00	5737.14	5740.12	5739.33	5740.27	0.003970	3.17	71.71	43.98	0.44
PR-ALIGN-BKF-LOW	2926.48	10-year	2802.00	5737.14	5743.57	5742.37	5743.86	0.002958	5.68	795.61	256.37	0.45
PR-ALIGN-BKF-LOW	2926.48	100 year	4400.00	5737.14	5744.62	5743.01	5745.00	0.003026	6.54	1071.09	264.82	0.47
PR-ALIGN-BKF-LOW	2897.27	Baseflow	4.00	5737.07	5737.57	5737.29	5737.60	0.003053	1.19	3.36	6.75	0.30
PR-ALIGN-BKF-LOW	2897.27	Bankfull	40.00	5737.07	5738.55	5738.03	5738.63	0.004222	2.21	18.09	19.40	0.40
PR-ALIGN-BKF-LOW	2897.27	Low	227.00	5737.07	5739.95	5739.28	5740.14	0.005004	3.44	65.99	42.47	0.49
PR-ALIGN-BKF-LOW	2897.27	10-year	2802.00	5737.07	5743.46	5742.32	5743.77	0.003143	5.78	777.31	253.34	0.47
PR-ALIGN-BKF-LOW	2897.27	100 year	4400.00	5737.07	5744.52	5742.97	5744.91	0.003192	6.66	1048.69	261.76	0.49
PR-ALIGN-BKF-LOW	2844.47	Baseflow	4.00	5736.94	5737.36	5737.17	5737.39	0.005115	1.39	2.88	6.94	0.38
PR-ALIGN-BKF-LOW	2844.47	Bankfull	40.00	5736.94	5738.20	5737.89	5738.32	0.008232	2.76	14.48	18.32	0.55
PR-ALIGN-BKF-LOW	2844.47	Low	227.00	5736.94	5739.53	5739.13	5739.79	0.008570	4.10	55.31	40.91	0.62
PR-ALIGN-BKF-LOW	2844.47	10-year	2802.00	5736.94	5743.27	5742.20	5743.60	0.003328	5.95	758.42	251.60	0.48
PR-ALIGN-BKF-LOW	2844.47	100 year	4400.00	5736.94	5744.32	5742.85	5744.74	0.003358	6.82	1026.96	260.00	0.50
PR-ALIGN-BKF-LOW	2813.88	Baseflow	4.00	5736.86	5737.10	5737.07	5737.18	0.009543	2.18	1.83	7.55	0.78
PR-ALIGN-BKF-LOW	2813.88	Bankfull	40.00	5736.86	5737.72	5737.72	5738.01	0.011027	4.33	9.23	15.22	0.98
PR-ALIGN-BKF-LOW	2813.88	Low	227.00	5736.86	5739.07	5738.98	5739.53	0.007439	5.39	42.08	37.89	0.90
PR-ALIGN-BKF-LOW	2813.88	10-year	2802.00	5736.86	5742.34	5742.34	5743.41	0.004560	9.87	549.86	245.23	0.87
PR-ALIGN-BKF-LOW	2813.88	100 year	4400.00	5736.86	5743.13	5743.13	5744.52	0.005054	11.72	744.86	251.49	0.95
PR-ALIGN-BKF-LOW	2808.88	Baseflow	4.00	5736.85	5737.04	5737.04	5737.12	0.016009	2.31	1.73	10.08	0.99
PR-ALIGN-BKF-LOW	2808.88	Bankfull	40.00	5736.85	5737.63	5737.63	5737.93	0.010433	4.36	9.17	14.85	0.98
PR-ALIGN-BKF-LOW	2808.88	Low	227.00	5736.85	5738.96	5738.96	5739.47	0.008841	5.77	39.37	37.05	0.99
PR-ALIGN-BKF-LOW	2808.88	10-year	2802.00	5736.85	5742.29	5742.29	5743.37	0.004578	9.92	547.77	245.42	0.88
PR-ALIGN-BKF-LOW	2808.88	100 year	4400.00	5736.85	5743.07	5743.07	5744.47	0.005086	11.79	741.44	251.63	0.96
PR-ALIGN-BKF-LOW	2798.88	Baseflow	4.00	5734.34	5734.85	5734.54	5734.86	0.000502	0.74	5.37	12.70	0.20
PR-ALIGN-BKF-LOW	2798.88	Bankfull	40.00	5734.34	5735.97	5735.10	5736.01	0.000656	1.63	24.52	21.70	0.27
PR-ALIGN-BKF-LOW	2798.88	Low	227.00	5734.34	5737.56	5736.44	5737.66	0.000815	2.53	89.77	48.54	0.33

HEC-RAS Plan: Lower Reach River: PR-ALIGN-BKF-LOW Reach: PR-ALIGN-BKF-LOW (Continued)

Reach	River Sta	Profile	Q Total (cfs)	Min Ch El (ft)	W.S. Elev (ft)	Crit W.S. (ft)	E.G. Elev (ft)	E.G. Slope (ft/ft)	Vel Chnl (ft/s)	Flow Area (sq ft)	Top Width (ft)	Froude # Chl
PR-ALIGN-BKF-LOW	2798.88	10-year	2802.00	5734.34	5740.84	5740.84	5742.17	0.003516	9.51	410.86	235.55	0.79
PR-ALIGN-BKF-LOW	2798.88	100 year	4400.00	5734.34	5741.88	5741.88	5743.46	0.003542	10.95	658.24	243.76	0.82
PR-ALIGN-BKF-LOW	2778.88	Baseflow	4.00	5734.30	5734.82	5734.51	5734.84	0.002530	1.11	3.60	6.97	0.27
PR-ALIGN-BKF-LOW	2778.88	Bankfull	40.00	5734.30	5735.93	5735.26	5735.98	0.002544	1.83	21.81	21.25	0.32
PR-ALIGN-BKF-LOW	2778.88	Low	227.00	5734.30	5737.52	5736.49	5737.63	0.002634	2.75	82.50	45.93	0.36
PR-ALIGN-BKF-LOW	2778.88	10-year	2802.00	5734.30	5740.60	5740.48	5741.46	0.007083	8.59	518.59	236.97	0.70
PR-ALIGN-BKF-LOW	2778.88	100 year	4400.00	5734.30	5741.75	5741.23	5742.57	0.005744	8.95	797.67	246.17	0.65
PR-ALIGN-BKF-LOW	2719.64	Baseflow	4.00	5734.15	5734.67	5734.38	5734.69	0.002531	1.11	3.60	6.97	0.27
PR-ALIGN-BKF-LOW	2719.64	Bankfull	40.00	5734.15	5735.78	5735.11	5735.83	0.002553	1.84	21.78	21.24	0.32
PR-ALIGN-BKF-LOW	2719.64	Low	227.00	5734.15	5737.36	5736.33	5737.48	0.002674	2.77	82.06	45.83	0.36
PR-ALIGN-BKF-LOW	2719.64	10-year	2802.00	5734.15	5740.71	5739.58	5741.03	0.003068	5.89	767.04	248.61	0.46
PR-ALIGN-BKF-LOW	2719.64	100 year	4400.00	5734.15	5741.80	5740.23	5742.21	0.003087	6.73	1042.99	257.33	0.48
PR-ALIGN-BKF-LOW	2688.49	Baseflow	4.00	5734.07	5734.60	5734.30	5734.61	0.002500	1.11	3.62	6.97	0.27
PR-ALIGN-BKF-LOW	2688.49	Bankfull	40.00	5734.07	5735.70	5735.03	5735.75	0.002548	1.83	21.80	21.25	0.32
PR-ALIGN-BKF-LOW	2688.49	Low	227.00	5734.07	5737.27	5736.26	5737.39	0.002689	2.77	81.91	45.82	0.37
PR-ALIGN-BKF-LOW	2688.49	10-year	2802.00	5734.07	5740.62	5739.42	5740.94	0.002965	5.78	781.90	251.66	0.46
PR-ALIGN-BKF-LOW	2688.49	100 year	4400.00	5734.07	5741.71	5740.13	5742.11	0.002987	6.62	1061.47	260.45	0.47
PR-ALIGN-BKF-LOW	2642.84	Baseflow	4.00	5733.96	5734.48	5734.19	5734.50	0.002570	1.12	3.59	6.99	0.27
PR-ALIGN-BKF-LOW	2642.84	Bankfull	40.00	5733.96	5735.58	5734.92	5735.64	0.002600	1.85	21.66	21.22	0.32
PR-ALIGN-BKF-LOW	2642.84	Low	227.00	5733.96	5737.15	5736.15	5737.27	0.002752	2.79	81.32	45.78	0.37
PR-ALIGN-BKF-LOW	2642.84	10-year	2802.00	5733.96	5740.51	5739.29	5740.80	0.002795	5.61	807.80	257.42	0.44
PR-ALIGN-BKF-LOW	2642.84	100 year	4400.00	5733.96	5741.60	5739.94	5741.97	0.002818	6.43	1094.31	266.25	0.46
PR-ALIGN-BKF-LOW	2611.74	Baseflow	4.00	5733.88	5734.40	5734.09	5734.42	0.002584	1.12	3.58	6.97	0.28
PR-ALIGN-BKF-LOW	2611.74	Bankfull	40.00	5733.88	5735.50	5734.84	5735.56	0.002617	1.85	21.59	21.17	0.32
PR-ALIGN-BKF-LOW	2611.74	Low	227.00	5733.88	5737.06	5736.07	5737.18	0.002799	2.81	80.79	45.61	0.37
PR-ALIGN-BKF-LOW	2611.74	10-year	2802.00	5733.88	5740.43	5739.10	5740.71	0.002673	5.49	821.36	256.11	0.43
PR-ALIGN-BKF-LOW	2611.74	100 year	4400.00	5733.88	5741.52	5739.79	5741.87	0.002733	6.33	1105.61	264.85	0.45
PR-ALIGN-BKF-LOW	2577.69	Baseflow	4.00	5733.80	5734.32	5734.01	5734.33	0.002375	1.07	3.73	7.31	0.26
PR-ALIGN-BKF-LOW	2577.69	Bankfull	40.00	5733.80	5735.42	5734.75	5735.47	0.002487	1.81	22.06	21.52	0.32
PR-ALIGN-BKF-LOW	2577.69	Low	227.00	5733.80	5736.97	5735.97	5737.09	0.002747	2.79	81.46	45.92	0.37
PR-ALIGN-BKF-LOW	2577.69	10-year	2802.00	5733.80	5740.33	5739.04	5740.62	0.002734	5.55	809.22	252.50	0.44
PR-ALIGN-BKF-LOW	2577.69	100 year	4400.00	5733.80	5741.41	5739.71	5741.78	0.002812	6.41	1087.62	261.16	0.46
PR-ALIGN-BKF-LOW	2543.34	Baseflow	4.00	5733.71	5734.23	5733.92	5734.25	0.002553	1.11	3.59	6.97	0.27
PR-ALIGN-BKF-LOW	2543.34	Bankfull	40.00	5733.71	5735.33	5734.67	5735.38	0.002668	1.86	21.45	21.12	0.33
PR-ALIGN-BKF-LOW	2543.34	Low	227.00	5733.71	5736.86	5735.91	5736.99	0.002926	2.85	79.58	45.41	0.38
PR-ALIGN-BKF-LOW	2543.34	10-year	2802.00	5733.71	5740.24	5738.96	5740.52	0.002692	5.50	822.18	258.13	0.43
PR-ALIGN-BKF-LOW	2543.34	100 year	4400.00	5733.71	5741.33	5739.61	5741.68	0.002751	6.34	1106.94	266.79	0.45

HEC-RAS Plan: Lower Reach River: PR-ALIGN-BKF-LOW Reach: PR-ALIGN-BKF-LOW (Continued)

Reach	River Sta	Profile	Q Total (cfs)	Min Ch El (ft)	W.S. Elev (ft)	Crit W.S. (ft)	E.G. Elev (ft)	E.G. Slope (ft/ft)	Vel Chnl (ft/s)	Flow Area (sq ft)	Top Width (ft)	Froude # Chl
PR-ALIGN-BKF-LOW	2472.81	Baseflow	4.00	5733.53	5734.06	5733.76	5734.08	0.002477	1.10	3.62	6.96	0.27
PR-ALIGN-BKF-LOW	2472.81	Bankfull	40.00	5733.53	5735.13	5734.47	5735.19	0.002804	1.90	21.05	20.90	0.33
PR-ALIGN-BKF-LOW	2472.81	Low	227.00	5733.53	5736.64	5735.72	5736.77	0.003177	2.94	77.27	44.86	0.39
PR-ALIGN-BKF-LOW	2472.81	10-year	2802.00	5733.53	5740.03	5738.76	5740.32	0.002884	5.66	795.69	252.28	0.45
PR-ALIGN-BKF-LOW	2472.81	100 year	4400.00	5733.53	5741.10	5739.46	5741.48	0.002952	6.53	1071.44	260.88	0.47
PR-ALIGN-BKF-LOW	2427.16	Baseflow	4.00	5733.42	5733.94	5733.63	5733.96	0.002523	1.11	3.61	6.97	0.27
PR-ALIGN-BKF-LOW	2427.16	Bankfull	40.00	5733.42	5735.00	5734.37	5735.05	0.002982	1.94	20.62	20.79	0.34
PR-ALIGN-BKF-LOW	2427.16	Low	227.00	5733.42	5736.48	5735.60	5736.62	0.003421	3.01	75.45	44.68	0.41
PR-ALIGN-BKF-LOW	2427.16	10-year	2802.00	5733.42	5739.90	5738.64	5740.19	0.002843	5.61	805.05	261.63	0.45
PR-ALIGN-BKF-LOW	2427.16	100 year	4400.00	5733.42	5740.99	5739.33	5741.34	0.002827	6.39	1126.44	324.61	0.46
PR-ALIGN-BKF-LOW	2353.99	Baseflow	4.00	5733.24	5733.74	5733.47	5733.77	0.002853	1.15	3.47	6.96	0.29
PR-ALIGN-BKF-LOW	2353.99	Bankfull	40.00	5733.24	5734.75	5734.19	5734.82	0.003617	2.08	19.27	20.28	0.38
PR-ALIGN-BKF-LOW	2353.99	Low	227.00	5733.24	5736.18	5735.43	5736.34	0.004238	3.23	70.18	43.78	0.45
PR-ALIGN-BKF-LOW	2353.99	10-year	2802.00	5733.24	5739.66	5738.52	5739.98	0.003076	5.80	777.88	251.57	0.46
PR-ALIGN-BKF-LOW	2353.99	100 year	4400.00	5733.24	5740.73	5739.15	5741.12	0.003136	6.67	1049.43	260.06	0.48
PR-ALIGN-BKF-LOW	2311.52	Baseflow	4.00	5733.13	5733.61	5733.34	5733.64	0.003233	1.20	3.33	6.96	0.31
PR-ALIGN-BKF-LOW	2311.52	Bankfull	40.00	5733.13	5734.56	5734.09	5734.64	0.004583	2.26	17.74	19.66	0.42
PR-ALIGN-BKF-LOW	2311.52	Low	227.00	5733.13	5735.95	5735.32	5736.14	0.005351	3.50	64.81	42.73	0.50
PR-ALIGN-BKF-LOW	2311.52	10-year	2802.00	5733.13	5739.54	5738.35	5739.84	0.003063	5.76	783.46	254.50	0.46
PR-ALIGN-BKF-LOW	2311.52	100 year	4400.00	5733.13	5740.60	5739.04	5740.99	0.003110	6.62	1058.01	263.00	0.48
PR-ALIGN-BKF-LOW	2283.81	Baseflow	4.00	5733.06	5733.51	5733.29	5733.54	0.004105	1.29	3.09	6.95	0.34
PR-ALIGN-BKF-LOW	2283.81	Bankfull	40.00	5733.06	5734.39	5734.00	5734.49	0.006439	2.54	15.74	18.80	0.49
PR-ALIGN-BKF-LOW	2283.81	Low	227.00	5733.06	5735.72	5735.24	5735.96	0.007341	3.90	58.16	41.30	0.58
PR-ALIGN-BKF-LOW	2283.81	10-year	2802.00	5733.06	5739.43	5738.32	5739.76	0.003271	5.93	762.05	251.13	0.48
PR-ALIGN-BKF-LOW	2283.81	100 year	4400.00	5733.06	5740.48	5739.00	5740.90	0.003302	6.79	1031.87	259.58	0.49
PR-ALIGN-BKF-LOW	2239.06	Baseflow	4.00	5732.95	5733.19	5733.16	5733.27	0.009587	2.18	1.83	7.56	0.78
PR-ALIGN-BKF-LOW	2239.06	Bankfull	40.00	5732.95	5733.80	5733.80	5734.10	0.011502	4.40	9.10	15.13	1.00
PR-ALIGN-BKF-LOW	2239.06	Low	227.00	5732.95	5735.18	5735.08	5735.62	0.007087	5.31	42.76	38.05	0.88
PR-ALIGN-BKF-LOW	2239.06	10-year	2802.00	5732.95	5738.44	5738.44	5739.51	0.004535	9.87	549.25	244.32	0.87
PR-ALIGN-BKF-LOW	2239.06	100 year	4400.00	5732.95	5739.23	5739.23	5740.62	0.005006	11.70	745.38	250.66	0.94
PR-ALIGN-BKF-LOW	2234.06	Baseflow	4.00	5732.94	5733.13	5733.13	5733.21	0.016009	2.31	1.73	10.08	0.99
PR-ALIGN-BKF-LOW	2234.06	Bankfull	40.00	5732.94	5733.72	5733.72	5734.02	0.010434	4.36	9.17	14.85	0.98
PR-ALIGN-BKF-LOW	2234.06	Low	227.00	5732.94	5735.04	5735.04	5735.56	0.008921	5.78	39.25	37.02	0.99
PR-ALIGN-BKF-LOW	2234.06	10-year	2802.00	5732.94	5738.38	5738.38	5739.45	0.004529	9.86	550.01	244.30	0.88
PR-ALIGN-BKF-LOW	2234.06	100 year	4400.00	5732.94	5739.19	5739.19	5740.56	0.004928	11.64	749.29	250.71	0.94
PR-ALIGN-BKF-LOW	2223.07	Baseflow	4.00	5729.93	5730.93	5730.09	5730.94	0.000047	0.24	16.72	36.77	0.06
PR-ALIGN-BKF-LOW	2223.07	Bankfull	40.00	5729.93	5732.08	5730.61	5732.09	0.000071	0.63	63.24	43.90	0.09
PR-ALIGN-BKF-LOW	2223.07	Low	227.00	5729.93	5733.73	5731.55	5733.77	0.000195	1.61	141.27	51.07	0.17

HEC-RAS Plan: Lower Reach River: PR-ALIGN-BKF-LOW Reach: PR-ALIGN-BKF-LOW (Continued)

Reach	River Sta	Profile	Q Total (cfs)	Min Ch El (ft)	W.S. Elev (ft)	Crit W.S. (ft)	E.G. Elev (ft)	E.G. Slope (ft/ft)	Vel Chnl (ft/s)	Flow Area (sq ft)	Top Width (ft)	Froude # Chl
PR-ALIGN-BKF-LOW	2223.07	10-year	2802.00	5729.93	5736.53	5735.60	5737.77	0.002887	9.03	373.08	231.37	0.72
PR-ALIGN-BKF-LOW	2223.07	100 year	4400.00	5729.93	5737.54	5737.54	5739.19	0.003220	10.81	612.30	239.47	0.78
PR-ALIGN-BKF-LOW	2204.06	Baseflow	4.00	5730.39	5730.91	5730.62	5730.93	0.002568	1.12	3.58	6.97	0.27
PR-ALIGN-BKF-LOW	2204.06	Bankfull	40.00	5730.39	5732.03	5731.35	5732.08	0.002523	1.83	21.87	21.28	0.32
PR-ALIGN-BKF-LOW	2204.06	Low	227.00	5730.39	5733.64	5732.58	5733.75	0.002504	2.70	83.96	46.19	0.35
PR-ALIGN-BKF-LOW	2204.06	10-year	2802.00	5730.39	5736.77	5736.54	5737.55	0.006427	8.27	540.40	237.22	0.67
PR-ALIGN-BKF-LOW	2204.06	100 year	4400.00	5730.39	5737.98	5737.30	5738.72	0.005106	8.56	833.01	246.85	0.62
PR-ALIGN-BKF-LOW	2153.69	Baseflow	4.00	5730.26	5730.79	5730.48	5730.80	0.002488	1.10	3.62	6.98	0.27
PR-ALIGN-BKF-LOW	2153.69	Bankfull	40.00	5730.26	5731.90	5731.22	5731.95	0.002483	1.82	22.01	21.34	0.32
PR-ALIGN-BKF-LOW	2153.69	Low	227.00	5730.26	5733.51	5732.46	5733.63	0.002478	2.69	84.27	46.26	0.35
PR-ALIGN-BKF-LOW	2153.69	10-year	2802.00	5730.26	5736.89	5735.69	5737.20	0.002855	5.73	786.87	249.14	0.45
PR-ALIGN-BKF-LOW	2153.69	100 year	4400.00	5730.26	5738.04	5736.35	5738.42	0.002786	6.49	1080.00	258.33	0.46
PR-ALIGN-BKF-LOW	2124.3	Baseflow	4.00	5730.19	5730.71	5730.42	5730.73	0.002576	1.12	3.58	6.97	0.27
PR-ALIGN-BKF-LOW	2124.3	Bankfull	40.00	5730.19	5731.83	5731.15	5731.88	0.002517	1.83	21.89	21.28	0.32
PR-ALIGN-BKF-LOW	2124.3	Low	227.00	5730.19	5733.44	5732.38	5733.55	0.002500	2.70	84.01	46.22	0.35
PR-ALIGN-BKF-LOW	2124.3	10-year	2802.00	5730.19	5736.83	5735.51	5737.11	0.002588	5.47	824.08	253.63	0.43
PR-ALIGN-BKF-LOW	2124.3	100 year	4400.00	5730.19	5737.99	5736.15	5738.33	0.002557	6.23	1123.06	262.86	0.44
PR-ALIGN-BKF-LOW	2046.96	Baseflow	4.00	5729.99	5730.52	5730.21	5730.54	0.002491	1.11	3.61	6.92	0.27
PR-ALIGN-BKF-LOW	2046.96	Bankfull	40.00	5729.99	5731.63	5730.95	5731.68	0.002531	1.84	21.79	21.11	0.32
PR-ALIGN-BKF-LOW	2046.96	Low	227.00	5729.99	5733.24	5732.18	5733.36	0.002525	2.72	83.47	45.79	0.36
PR-ALIGN-BKF-LOW	2046.96	10-year	2802.00	5729.99	5736.64	5735.26	5736.91	0.002493	5.37	837.77	254.08	0.42
PR-ALIGN-BKF-LOW	2046.96	100 year	4400.00	5729.99	5737.80	5735.91	5738.13	0.002481	6.14	1137.66	263.34	0.43
PR-ALIGN-BKF-LOW	1988.41	Baseflow	4.00	5729.85	5730.37	5730.08	5730.39	0.002631	1.12	3.56	6.97	0.28
PR-ALIGN-BKF-LOW	1988.41	Bankfull	40.00	5729.85	5731.48	5730.81	5731.53	0.002547	1.83	21.80	21.25	0.32
PR-ALIGN-BKF-LOW	1988.41	Low	227.00	5729.85	5733.10	5732.04	5733.21	0.002507	2.71	83.91	46.17	0.35
PR-ALIGN-BKF-LOW	1988.41	10-year	2802.00	5729.85	5736.50	5735.10	5736.76	0.002465	5.34	842.42	255.72	0.42
PR-ALIGN-BKF-LOW	1988.41	100 year	4400.00	5729.85	5737.66	5735.76	5737.99	0.002449	6.10	1144.61	265.01	0.43
PR-ALIGN-BKF-LOW	1951.11	Baseflow	4.00	5729.75	5730.28	5729.97	5730.29	0.002412	1.09	3.67	7.07	0.27
PR-ALIGN-BKF-LOW	1951.11	Bankfull	40.00	5729.75	5731.39	5730.69	5731.44	0.002413	1.79	22.30	21.62	0.31
PR-ALIGN-BKF-LOW	1951.11	Low	227.00	5729.75	5733.01	5731.93	5733.12	0.002408	2.66	85.42	46.86	0.35
PR-ALIGN-BKF-LOW	1951.11	10-year	2802.00	5729.75	5736.40	5734.98	5736.67	0.002476	5.35	836.12	253.40	0.42
PR-ALIGN-BKF-LOW	1951.11	100 year	4400.00	5729.75	5737.56	5735.67	5737.90	0.002468	6.12	1135.24	262.68	0.43
PR-ALIGN-BKF-LOW	1913.29	Baseflow	4.00	5729.66	5730.18	5729.89	5730.20	0.002592	1.12	3.57	6.97	0.28
PR-ALIGN-BKF-LOW	1913.29	Bankfull	40.00	5729.66	5731.30	5730.61	5731.35	0.002515	1.83	21.90	21.29	0.32
PR-ALIGN-BKF-LOW	1913.29	Low	227.00	5729.66	5732.91	5731.85	5733.02	0.002487	2.70	84.14	46.22	0.35
PR-ALIGN-BKF-LOW	1913.29	10-year	2802.00	5729.66	5736.32	5734.88	5736.57	0.002400	5.28	854.10	258.36	0.41
PR-ALIGN-BKF-LOW	1913.29	100 year	4400.00	5729.66	5737.48	5735.50	5737.80	0.002385	6.03	1159.88	267.68	0.42

HEC-RAS Plan: Lower Reach River: PR-ALIGN-BKF-LOW Reach: PR-ALIGN-BKF-LOW (Continued)

Reach	River Sta	Profile	Q Total (cfs)	Min Ch El (ft)	W.S. Elev (ft)	Crit W.S. (ft)	E.G. Elev (ft)	E.G. Slope (ft/ft)	Vel Chnl (ft/s)	Flow Area (sq ft)	Top Width (ft)	Froude # Chl
PR-ALIGN-BKF-LOW	1870.53	Baseflow	4.00	5729.55	5730.08	5729.77	5730.10	0.002336	1.08	3.72	7.15	0.26
PR-ALIGN-BKF-LOW	1870.53	Bankfull	40.00	5729.55	5731.19	5730.50	5731.24	0.002355	1.77	22.55	21.83	0.31
PR-ALIGN-BKF-LOW	1870.53	Low	227.00	5729.55	5732.81	5731.73	5732.92	0.002346	2.65	85.81	46.46	0.34
PR-ALIGN-BKF-LOW	1870.53	10-year	2802.00	5729.55	5736.20	5734.83	5736.47	0.002480	5.38	836.83	254.07	0.42
PR-ALIGN-BKF-LOW	1870.53	100 year	4400.00	5729.55	5737.36	5735.48	5737.70	0.002469	6.15	1137.09	263.35	0.43
PR-ALIGN-BKF-LOW	1823.41	Baseflow	4.00	5729.44	5729.96	5729.67	5729.98	0.002552	1.11	3.59	6.98	0.27
PR-ALIGN-BKF-LOW	1823.41	Bankfull	40.00	5729.44	5731.08	5730.39	5731.13	0.002486	1.82	21.99	21.33	0.32
PR-ALIGN-BKF-LOW	1823.41	Low	227.00	5729.44	5732.69	5731.61	5732.81	0.002464	2.69	84.42	46.27	0.35
PR-ALIGN-BKF-LOW	1823.41	10-year	2802.00	5729.44	5736.09	5734.72	5736.35	0.002456	5.34	844.81	257.18	0.42
PR-ALIGN-BKF-LOW	1823.41	100 year	4400.00	5729.44	5737.26	5735.37	5737.58	0.002432	6.09	1149.35	266.48	0.43
PR-ALIGN-BKF-LOW	1790.31	Baseflow	4.00	5729.35	5729.88	5729.56	5729.90	0.002380	1.09	3.68	7.02	0.26
PR-ALIGN-BKF-LOW	1790.31	Bankfull	40.00	5729.35	5731.00	5730.31	5731.05	0.002415	1.80	22.26	21.51	0.31
PR-ALIGN-BKF-LOW	1790.31	Low	227.00	5729.35	5732.61	5731.53	5732.72	0.002416	2.67	85.10	46.52	0.35
PR-ALIGN-BKF-LOW	1790.31	10-year	2802.00	5729.35	5736.01	5734.62	5736.27	0.002458	5.34	839.86	253.65	0.42
PR-ALIGN-BKF-LOW	1790.31	100 year	4400.00	5729.35	5737.17	5735.26	5737.50	0.002454	6.12	1139.53	262.96	0.43
PR-ALIGN-BKF-LOW	1759.66	Baseflow	4.00	5729.28	5729.81	5729.51	5729.83	0.002478	1.10	3.63	6.98	0.27
PR-ALIGN-BKF-LOW	1759.66	Bankfull	40.00	5729.28	5730.92	5730.24	5730.97	0.002473	1.82	22.03	21.33	0.32
PR-ALIGN-BKF-LOW	1759.66	Low	227.00	5729.28	5732.54	5731.47	5732.65	0.002466	2.69	84.39	46.26	0.35
PR-ALIGN-BKF-LOW	1759.66	10-year	2802.00	5729.28	5735.94	5734.53	5736.20	0.002429	5.31	848.35	256.95	0.41
PR-ALIGN-BKF-LOW	1759.66	100 year	4400.00	5729.28	5737.10	5735.18	5737.42	0.002415	6.07	1152.23	266.26	0.43
PR-ALIGN-BKF-LOW	1716.36	Baseflow	4.00	5729.17	5729.70	5729.40	5729.72	0.002567	1.12	3.57	6.86	0.27
PR-ALIGN-BKF-LOW	1716.36	Bankfull	40.00	5729.17	5730.81	5730.14	5730.86	0.002554	1.85	21.67	20.93	0.32
PR-ALIGN-BKF-LOW	1716.36	Low	227.00	5729.17	5732.42	5731.37	5732.54	0.002576	2.74	82.72	45.42	0.36
PR-ALIGN-BKF-LOW	1716.36	10-year	2802.00	5729.17	5735.82	5734.46	5736.09	0.002553	5.41	829.63	253.16	0.42
PR-ALIGN-BKF-LOW	1716.36	100 year	4400.00	5729.17	5736.98	5735.10	5737.32	0.002526	6.17	1128.97	262.44	0.44
PR-ALIGN-BKF-LOW	1667.87	Baseflow	4.00	5729.05	5729.58	5729.26	5729.59	0.002500	1.11	3.62	6.97	0.27
PR-ALIGN-BKF-LOW	1667.87	Bankfull	40.00	5729.05	5730.69	5730.01	5730.74	0.002480	1.82	22.01	21.33	0.32
PR-ALIGN-BKF-LOW	1667.87	Low	227.00	5729.05	5732.30	5731.24	5732.42	0.002480	2.70	84.23	46.23	0.35
PR-ALIGN-BKF-LOW	1667.87	10-year	2802.00	5729.05	5735.71	5734.32	5735.97	0.002421	5.30	850.62	257.92	0.41
PR-ALIGN-BKF-LOW	1667.87	100 year	4400.00	5729.05	5736.88	5734.96	5737.20	0.002399	6.05	1156.67	267.26	0.43
PR-ALIGN-BKF-LOW	1625.88	Baseflow	4.00	5728.94	5729.47	5729.17	5729.49	0.002646	1.14	3.52	6.78	0.28
PR-ALIGN-BKF-LOW	1625.88	Bankfull	40.00	5728.94	5730.58	5729.92	5730.64	0.002617	1.87	21.42	20.71	0.32
PR-ALIGN-BKF-LOW	1625.88	Low	227.00	5728.94	5732.19	5731.15	5732.31	0.002607	2.75	82.63	45.71	0.36
PR-ALIGN-BKF-LOW	1625.88	10-year	2802.00	5728.94	5735.60	5734.22	5735.86	0.002488	5.36	838.43	253.55	0.42
PR-ALIGN-BKF-LOW	1625.88	100 year	4400.00	5728.94	5736.76	5734.85	5737.09	0.002472	6.13	1138.87	262.86	0.43
PR-ALIGN-BKF-LOW	1583.05	Baseflow	4.00	5728.83	5729.36	5729.04	5729.38	0.002442	1.10	3.64	6.98	0.27
PR-ALIGN-BKF-LOW	1583.05	Bankfull	40.00	5728.83	5730.47	5729.79	5730.53	0.002460	1.81	22.07	21.35	0.31
PR-ALIGN-BKF-LOW	1583.05	Low	227.00	5728.83	5732.09	5731.01	5732.20	0.002464	2.69	84.39	46.23	0.35

HEC-RAS Plan: Lower Reach River: PR-ALIGN-BKF-LOW Reach: PR-ALIGN-BKF-LOW (Continued)

Reach	River Sta	Profile	Q Total (cfs)	Min Ch El (ft)	W.S. Elev (ft)	Crit W.S. (ft)	E.G. Elev (ft)	E.G. Slope (ft/ft)	Vel Chnl (ft/s)	Flow Area (sq ft)	Top Width (ft)	Froude # Chl
PR-ALIGN-BKF-LOW	1583.05	10-year	2802.00	5728.83	5735.50	5734.05	5735.76	0.002394	5.28	854.39	258.56	0.41
PR-ALIGN-BKF-LOW	1583.05	100 year	4400.00	5728.83	5736.67	5734.75	5736.99	0.002375	6.03	1161.31	267.88	0.42
PR-ALIGN-BKF-LOW	1530.93	Baseflow	4.00	5728.70	5729.23	5728.93	5729.25	0.002555	1.12	3.57	6.86	0.27
PR-ALIGN-BKF-LOW	1530.93	Bankfull	40.00	5728.70	5730.34	5729.67	5730.39	0.002574	1.85	21.60	20.90	0.32
PR-ALIGN-BKF-LOW	1530.93	Low	227.00	5728.70	5731.95	5730.91	5732.07	0.002592	2.75	82.69	45.61	0.36
PR-ALIGN-BKF-LOW	1530.93	10-year	2802.00	5728.70	5735.36	5733.99	5735.63	0.002537	5.42	831.66	253.30	0.42
PR-ALIGN-BKF-LOW	1530.93	100 year	4400.00	5728.70	5736.52	5734.64	5736.86	0.002509	6.18	1132.06	262.61	0.44
PR-ALIGN-BKF-LOW	1482.12	Baseflow	4.00	5728.58	5729.10	5728.79	5729.12	0.002508	1.11	3.61	6.97	0.27
PR-ALIGN-BKF-LOW	1482.12	Bankfull	40.00	5728.58	5730.22	5729.54	5730.27	0.002503	1.82	21.94	21.30	0.32
PR-ALIGN-BKF-LOW	1482.12	Low	227.00	5728.58	5731.83	5730.76	5731.94	0.002496	2.70	84.04	46.19	0.35
PR-ALIGN-BKF-LOW	1482.12	10-year	2802.00	5728.58	5735.26	5733.82	5735.50	0.002352	5.24	859.75	258.02	0.41
PR-ALIGN-BKF-LOW	1482.12	100 year	4400.00	5728.58	5736.42	5734.46	5736.74	0.002344	5.99	1166.18	267.35	0.42
PR-ALIGN-BKF-LOW	1433.18	Baseflow	4.00	5728.46	5728.98	5728.69	5729.00	0.002521	1.11	3.61	7.01	0.27
PR-ALIGN-BKF-LOW	1433.18	Bankfull	40.00	5728.46	5730.10	5729.42	5730.15	0.002503	1.82	21.97	21.38	0.32
PR-ALIGN-BKF-LOW	1433.18	Low	227.00	5728.46	5731.71	5730.64	5731.82	0.002480	2.70	84.20	46.19	0.35
PR-ALIGN-BKF-LOW	1433.18	10-year	2802.00	5728.46	5735.13	5733.71	5735.39	0.002398	5.29	848.66	254.36	0.41
PR-ALIGN-BKF-LOW	1433.18	100 year	4400.00	5728.46	5736.30	5734.33	5736.62	0.002399	6.06	1150.20	263.72	0.43
PR-ALIGN-BKF-LOW	1386.62	Baseflow	4.00	5728.34	5728.87	5728.55	5728.89	0.002486	1.10	3.62	6.98	0.27
PR-ALIGN-BKF-LOW	1386.62	Bankfull	40.00	5728.34	5729.98	5729.30	5730.03	0.002490	1.82	21.98	21.32	0.32
PR-ALIGN-BKF-LOW	1386.62	Low	227.00	5728.34	5731.59	5730.53	5731.71	0.002485	2.70	84.16	46.21	0.35
PR-ALIGN-BKF-LOW	1386.62	10-year	2802.00	5728.34	5735.02	5733.59	5735.28	0.002402	5.29	849.27	255.42	0.41
PR-ALIGN-BKF-LOW	1386.62	100 year	4400.00	5728.34	5736.19	5734.26	5736.51	0.002395	6.06	1152.46	264.86	0.43
PR-ALIGN-BKF-LOW	1340.94	Baseflow	4.00	5728.23	5728.75	5728.45	5728.77	0.002529	1.11	3.61	7.00	0.27
PR-ALIGN-BKF-LOW	1340.94	Bankfull	40.00	5728.23	5729.87	5729.19	5729.92	0.002499	1.82	21.97	21.35	0.32
PR-ALIGN-BKF-LOW	1340.94	Low	227.00	5728.23	5731.48	5730.42	5731.59	0.002478	2.69	84.31	46.32	0.35
PR-ALIGN-BKF-LOW	1340.94	10-year	2802.00	5728.23	5734.92	5733.48	5735.17	0.002341	5.23	859.87	257.69	0.41
PR-ALIGN-BKF-LOW	1340.94	100 year	4400.00	5728.23	5736.08	5734.13	5736.40	0.002338	5.99	1166.04	267.25	0.42
PR-ALIGN-BKF-LOW	1316.02	Baseflow	4.00	5728.17	5728.69	5728.38	5728.71	0.002631	1.12	3.56	6.97	0.28
PR-ALIGN-BKF-LOW	1316.02	Bankfull	40.00	5728.17	5729.80	5729.13	5729.85	0.002544	1.83	21.81	21.25	0.32
PR-ALIGN-BKF-LOW	1316.02	Low	227.00	5728.17	5731.42	5730.37	5731.53	0.002512	2.71	83.86	46.16	0.35
PR-ALIGN-BKF-LOW	1316.02	10-year	2802.00	5728.17	5734.85	5733.42	5735.11	0.002389	5.28	850.97	255.43	0.41
PR-ALIGN-BKF-LOW	1316.02	100 year	4400.00	5728.17	5736.02	5734.08	5736.34	0.002386	6.05	1154.02	264.81	0.42
PR-ALIGN-BKF-LOW	1278.92	Baseflow	4.00	5728.07	5728.60	5728.30	5728.61	0.002463	1.10	3.64	7.02	0.27
PR-ALIGN-BKF-LOW	1278.92	Bankfull	40.00	5728.07	5729.71	5729.01	5729.76	0.002463	1.81	22.08	21.41	0.31
PR-ALIGN-BKF-LOW	1278.92	Low	227.00	5728.07	5731.32	5730.25	5731.44	0.002455	2.68	84.61	46.41	0.35
PR-ALIGN-BKF-LOW	1278.92	10-year	2802.00	5728.07	5734.76	5733.34	5735.02	0.002395	5.29	848.17	254.61	0.41
PR-ALIGN-BKF-LOW	1278.92	100 year	4400.00	5728.07	5735.93	5733.99	5736.25	0.002394	6.06	1150.11	263.94	0.43

HEC-RAS Plan: Lower Reach River: PR-ALIGN-BKF-LOW Reach: PR-ALIGN-BKF-LOW (Continued)

Reach	River Sta	Profile	Q Total (cfs)	Min Ch El (ft)	W.S. Elev (ft)	Crit W.S. (ft)	E.G. Elev (ft)	E.G. Slope (ft/ft)	Vel Chnl (ft/s)	Flow Area (sq ft)	Top Width (ft)	Froude # Chl
PR-ALIGN-BKF-LOW	1222.85	Baseflow	4.00	5727.93	5728.46	5728.16	5728.48	0.002471	1.10	3.63	6.98	0.27
PR-ALIGN-BKF-LOW	1222.85	Bankfull	40.00	5727.93	5729.57	5728.88	5729.62	0.002478	1.82	22.02	21.33	0.32
PR-ALIGN-BKF-LOW	1222.85	Low	227.00	5727.93	5731.19	5730.12	5731.30	0.002470	2.69	84.30	46.18	0.35
PR-ALIGN-BKF-LOW	1222.85	10-year	2802.00	5727.93	5734.63	5733.20	5734.88	0.002345	5.25	858.34	257.17	0.41
PR-ALIGN-BKF-LOW	1222.85	100 year	4400.00	5727.93	5735.80	5733.83	5736.12	0.002343	6.01	1163.65	266.51	0.42
PR-ALIGN-BKF-LOW	1176.5	Baseflow	4.00	5727.82	5728.34	5728.05	5728.36	0.002423	1.09	3.67	7.08	0.27
PR-ALIGN-BKF-LOW	1176.5	Bankfull	40.00	5727.82	5729.46	5728.76	5729.51	0.002404	1.79	22.30	21.55	0.31
PR-ALIGN-BKF-LOW	1176.5	Low	227.00	5727.82	5731.07	5730.00	5731.18	0.002428	2.67	84.93	46.46	0.35
PR-ALIGN-BKF-LOW	1176.5	10-year	2802.00	5727.82	5734.52	5733.09	5734.77	0.002375	5.28	849.23	253.88	0.41
PR-ALIGN-BKF-LOW	1176.5	100 year	4400.00	5727.82	5735.68	5733.73	5736.01	0.002385	6.06	1149.93	263.19	0.42
PR-ALIGN-BKF-LOW	1132.16	Baseflow	4.00	5727.71	5728.24	5727.92	5728.26	0.002485	1.10	3.62	6.98	0.27
PR-ALIGN-BKF-LOW	1132.16	Bankfull	40.00	5727.71	5729.35	5728.67	5729.40	0.002490	1.82	21.98	21.32	0.32
PR-ALIGN-BKF-LOW	1132.16	Low	227.00	5727.71	5730.96	5729.89	5731.08	0.002484	2.70	84.17	46.21	0.35
PR-ALIGN-BKF-LOW	1132.16	10-year	2802.00	5727.71	5734.42	5732.94	5734.67	0.002284	5.18	868.37	258.57	0.40
PR-ALIGN-BKF-LOW	1132.16	100 year	4400.00	5727.71	5735.59	5733.59	5735.90	0.002292	5.95	1175.04	267.89	0.42
PR-ALIGN-BKF-LOW	1073.79	Baseflow	4.00	5727.56	5728.09	5727.79	5728.11	0.002585	1.13	3.55	6.81	0.27
PR-ALIGN-BKF-LOW	1073.79	Bankfull	40.00	5727.56	5729.20	5728.52	5729.25	0.002619	1.87	21.44	20.76	0.32
PR-ALIGN-BKF-LOW	1073.79	Low	227.00	5727.56	5730.81	5729.76	5730.93	0.002627	2.76	82.31	45.55	0.36
PR-ALIGN-BKF-LOW	1073.79	10-year	2802.00	5727.56	5734.28	5732.81	5734.53	0.002339	5.24	856.92	254.17	0.41
PR-ALIGN-BKF-LOW	1073.79	100 year	4400.00	5727.56	5735.44	5733.46	5735.76	0.002359	6.03	1157.55	263.44	0.42
PR-ALIGN-BKF-LOW	1025	Baseflow	4.00	5727.44	5727.96	5727.67	5727.98	0.002561	1.11	3.59	6.97	0.27
PR-ALIGN-BKF-LOW	1025	Bankfull	40.00	5727.44	5729.07	5728.40	5729.13	0.002534	1.83	21.84	21.26	0.32
PR-ALIGN-BKF-LOW	1025	Low	227.00	5727.44	5730.69	5729.63	5730.80	0.002511	2.71	83.87	46.16	0.35
PR-ALIGN-BKF-LOW	1025	10-year	2802.00	5727.44	5734.18	5732.66	5734.42	0.002272	5.19	867.18	256.98	0.40
PR-ALIGN-BKF-LOW	1025	100 year	4400.00	5727.44	5735.34	5733.35	5735.65	0.002296	5.96	1170.97	266.28	0.42
PR-ALIGN-BKF-LOW	979.26	Baseflow	4.00	5727.32	5727.85	5727.55	5727.87	0.002369	1.08	3.69	7.05	0.26
PR-ALIGN-BKF-LOW	979.26	Bankfull	40.00	5727.32	5728.96	5728.26	5729.01	0.002415	1.80	22.28	21.58	0.31
PR-ALIGN-BKF-LOW	979.26	Low	227.00	5727.32	5730.58	5729.51	5730.69	0.002421	2.67	85.17	46.71	0.35
PR-ALIGN-BKF-LOW	979.26	10-year	2802.00	5727.32	5734.07	5732.59	5734.32	0.002265	5.19	863.56	254.85	0.40
PR-ALIGN-BKF-LOW	979.26	100 year	4400.00	5727.32	5735.23	5733.24	5735.54	0.002306	5.98	1163.57	264.09	0.42
PR-ALIGN-BKF-LOW	929.07	Baseflow	4.00	5727.20	5727.73	5727.43	5727.74	0.002500	1.11	3.62	6.98	0.27
PR-ALIGN-BKF-LOW	929.07	Bankfull	40.00	5727.20	5728.84	5728.15	5728.89	0.002505	1.82	21.93	21.30	0.32
PR-ALIGN-BKF-LOW	929.07	Low	227.00	5727.20	5730.45	5729.39	5730.56	0.002501	2.70	83.98	46.18	0.35
PR-ALIGN-BKF-LOW	929.07	10-year	2802.00	5727.20	5733.92	5732.56	5734.19	0.002502	5.43	829.30	252.18	0.42
PR-ALIGN-BKF-LOW	929.07	100 year	4400.00	5727.20	5735.08	5733.23	5735.42	0.002501	6.21	1125.83	260.89	0.44