

GROUNDCOVER LEGEND

	NATIVE SEED	3,404 sf
	ROCK COBBLE	3,111 sf
	ROCK MULCH	2,922 sf

PLANT SCHEDULE

SYMBOL	CODE	QTY	BOTANICAL / COMMON NAME	SIZE
DECIDUOUS TREES				
	TA	4	Tilia americana / American Linden	2" Cal.
EVERGREEN TREES				
	JS	8	Juniperus chinensis 'Spartan' / Spartan Juniper	6' Ht.
DECIDUOUS SHRUBS				
	EC	3	Euonymus alatus 'Compactus' / Compact Burning Bush	5 gal.
	SM	8	Syringa patula 'Miss Kim' / Miss Kim Korean Lilac	5 gal.
GRASSES				
	CK	29	Calamagrostis x acutiflora 'Karl Foerster' / Karl Foerster Feather Reed Grass	5 gal.
	SH	7	Sporobolus heterolepis / Prairie Dropseed	5 gal.

SITE CALCULATIONS

LANDSCAPE REQUIREMENTS

MOTOR VEHICLE TREES		
REQUIRED	3	PROVIDED
		3

INTERNAL TREES		
REQUIRED	5	PROVIDED
		8

INTERNAL LANDSCAPE AREA		
REQUIRED	2,396 SF	PROVIDED
		3,020 SF



0 20' 1" = 20'

BAR IS ONE INCH ON OFFICIAL DRAWINGS
IF NOT ONE INCH, ADJUST SCALE ACCORDINGLY

PRELIMINARY
NOT FOR CONSTRUCTION

WHATABURGER
COLORADO SPRINGS, CO
(USE TITLE BLOCK IN PROJECT FOLDER)

PRELIMINARY

ENGINEER'S PROJECT #	XXXXXX
PRINTED FOR	PRELIMINARY
DATE	XXXX/XXXX/XXXX
DRAWN BY:	XXX
CHECKED BY:	XXX

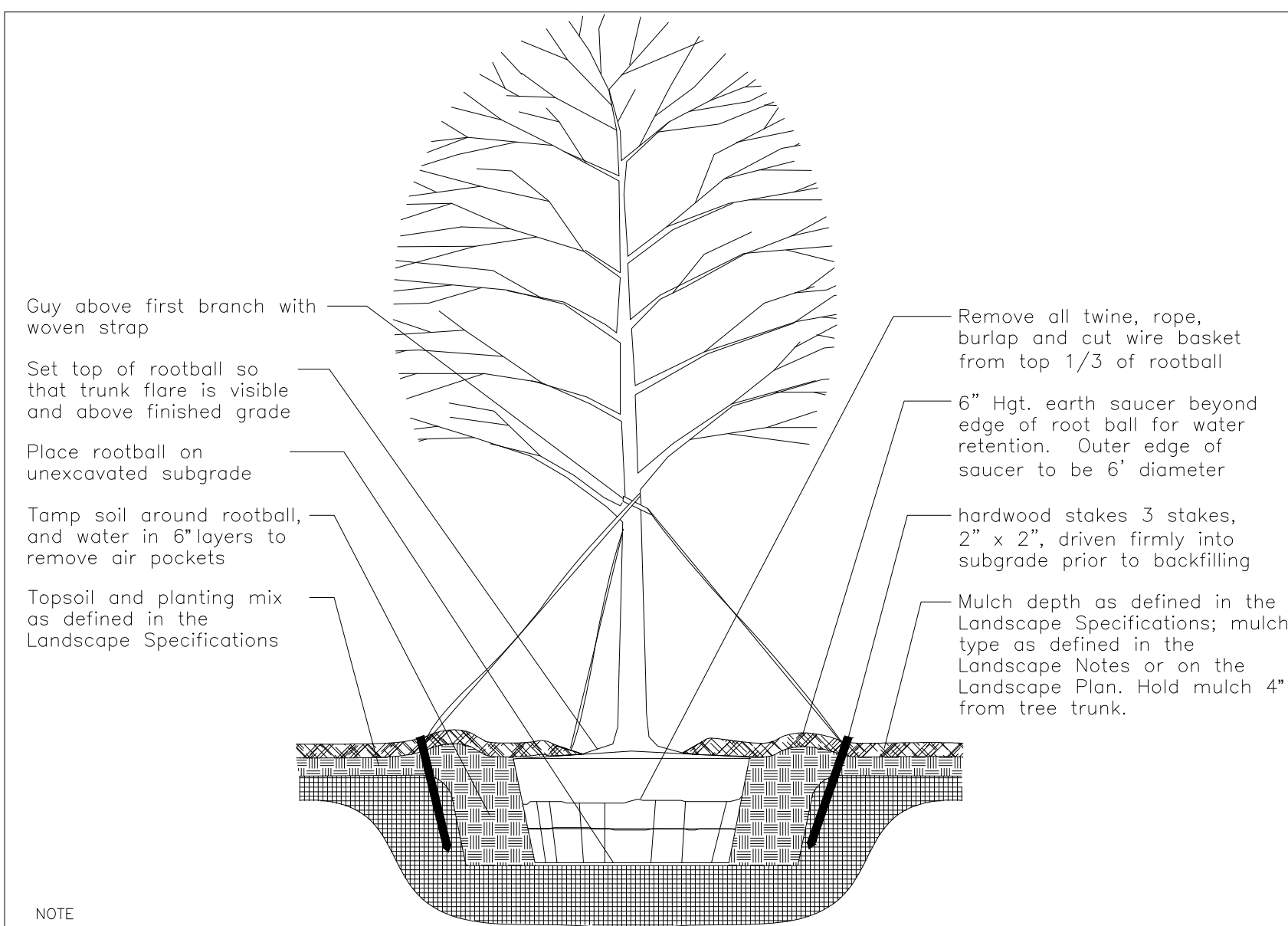
Information contained on this drawing and in all digital files produced for above named project may not be reproduced in any manner without express written or verbal consent from authorized project representatives.

SHEET

LANDSCAPE PLAN

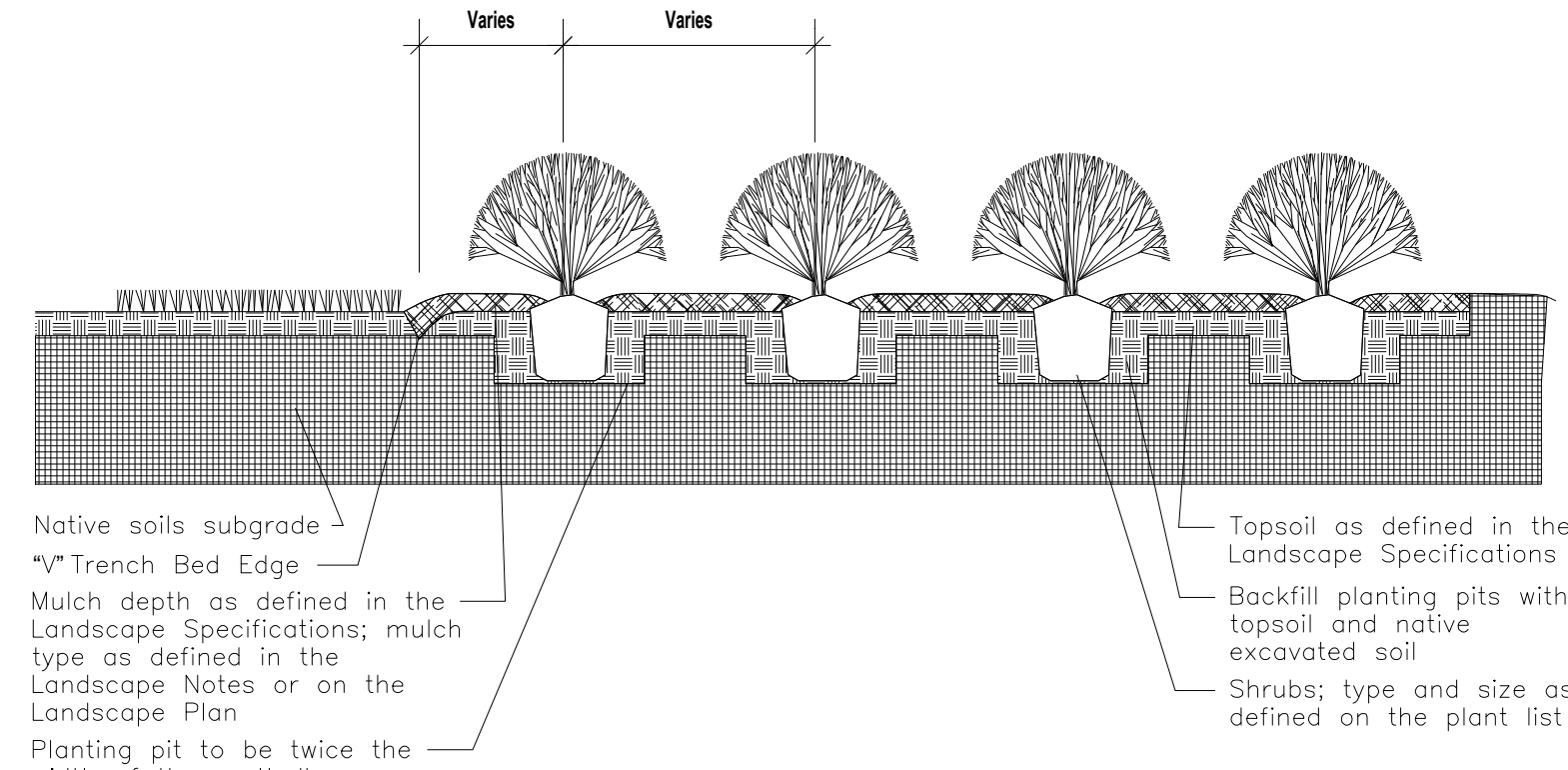
SHEET NUMBER

L-101

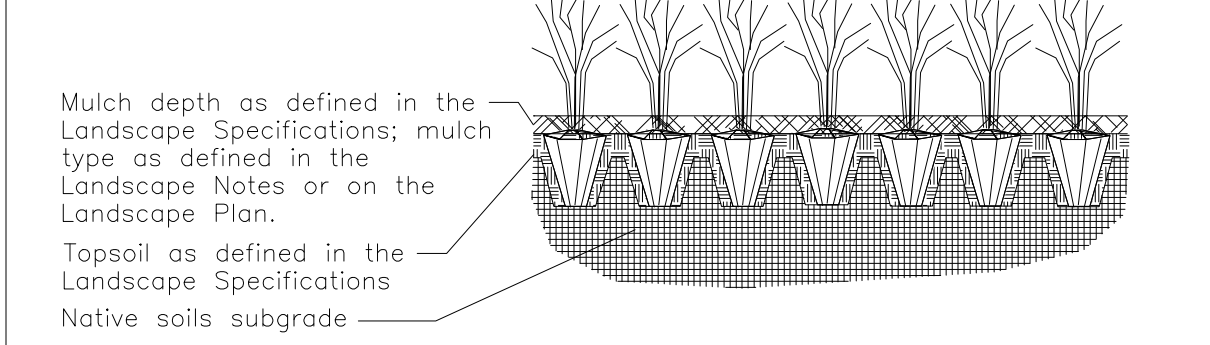
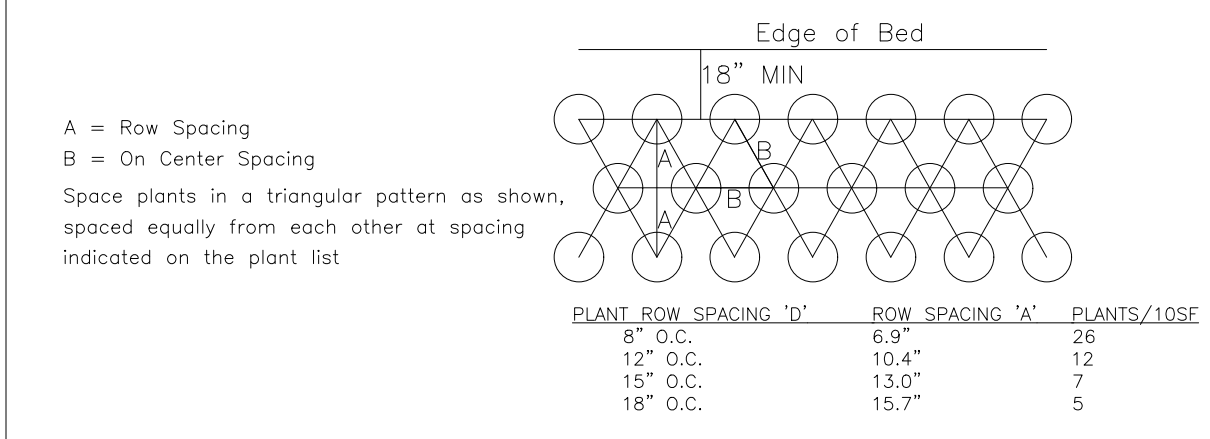


- NOTE
- Hole to be twice the width of the rootball.
 - Do not heavily prune tree at planting; Prune only crossover limbs, broken or dead branches; Do not remove the terminal buds of branches that extend to the edge of the crown.
 - Each tree must be planted such that the trunk flare is visible at the top of the rootball. Trees where the trunk flare is not visible shall be rejected. Do not cover the top of the rootball with soil. Mulch to be held back 4\"/>

1 TREE PLANTING AND STAKING DETAIL
SCALE: NTS

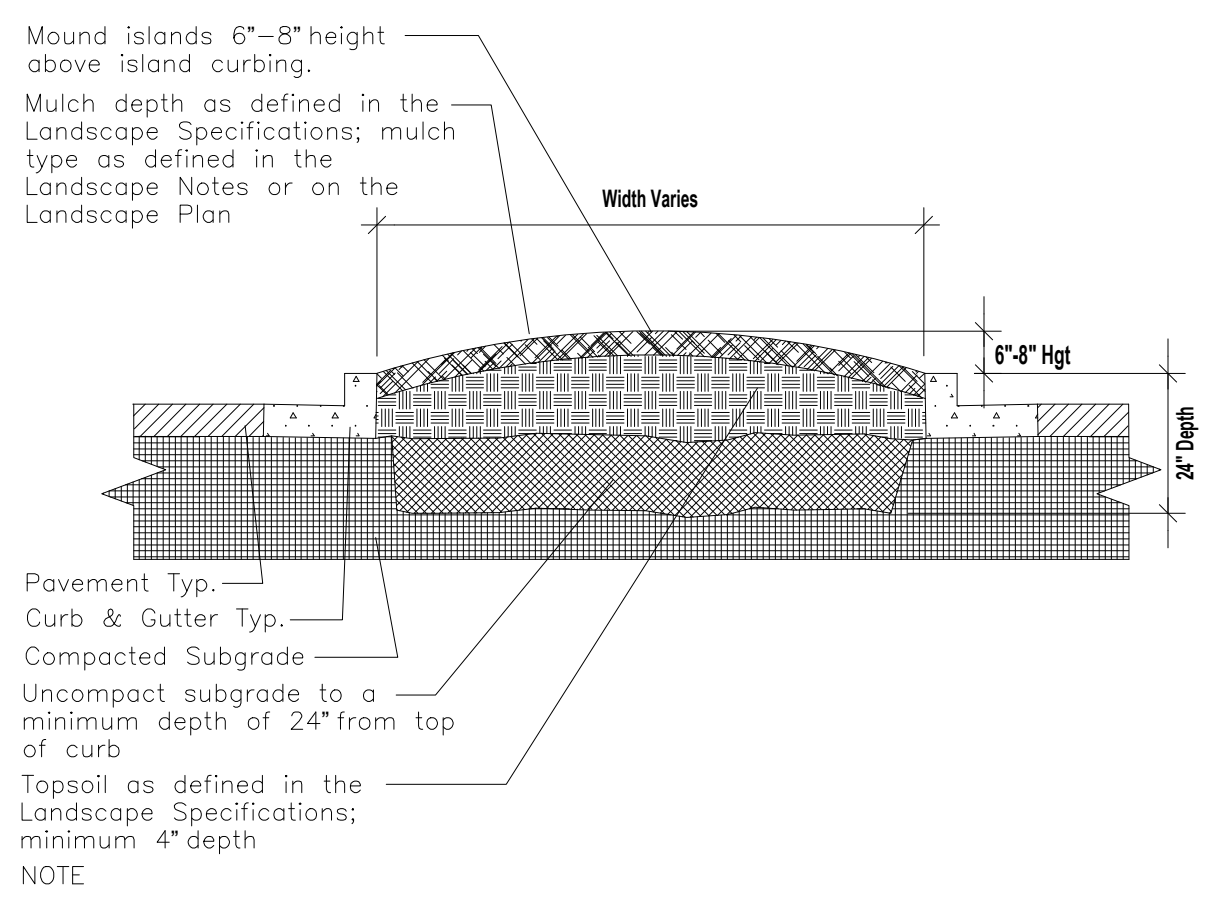


2 SHRUB BED PLANTING DETAIL
SCALE: NTS



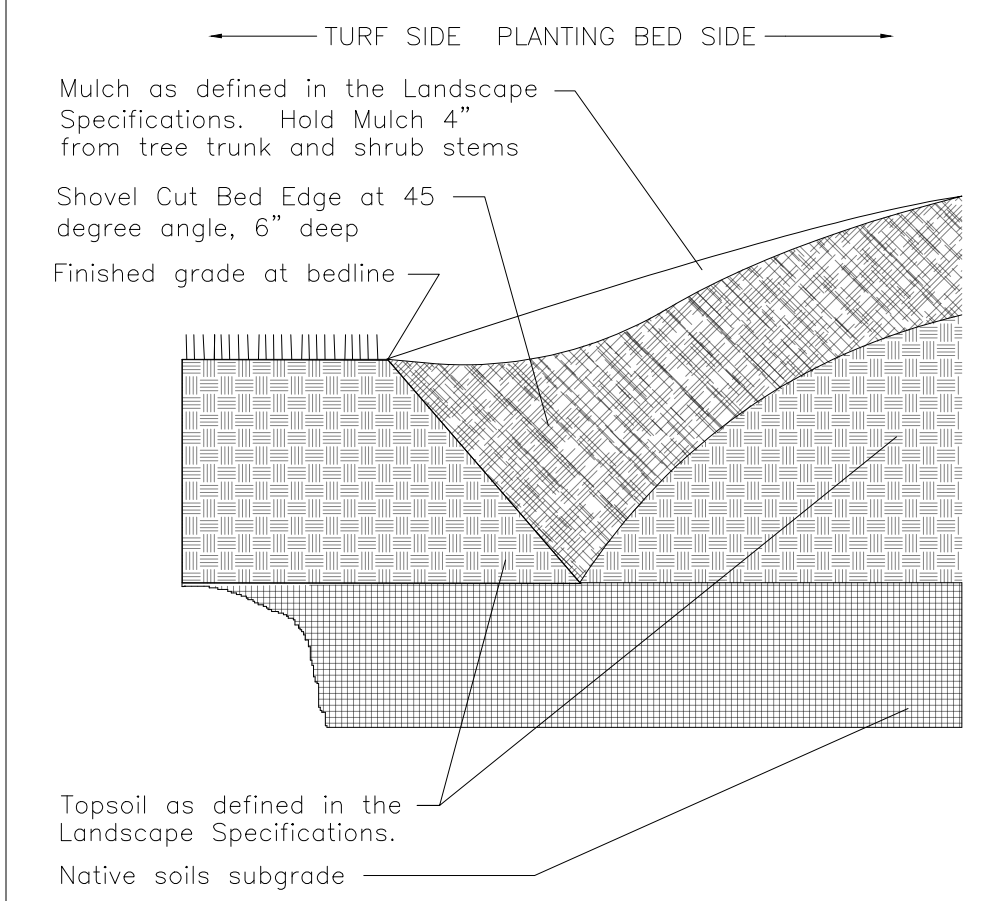
- NOTE
- Space groundcover plants in accordance with indicated spacing listed on the plant list, or as shown on the landscape plan.
 - Adjust spacing as necessary to evenly fill planting bed with indicated quantity of plants.
 - Plant to within 24\"/>

3 GROUND COVER PLANTING DETAIL
SCALE: NTS



- NOTE
- Clean construction debris from within landscape island areas (ie. concrete, rocks, rubble, building materials, ect), prior to installing topsoil and plant material.
 - Fracture/loosen existing subgrade to a minimum 24\"/>

4 PARKING ISLAND BERMING DETAIL
SCALE: NTS



5 \"/>

GENERAL NOTES

- BASE MAP INFORMATION IS ACCURATE AS OF THE DATE PRINTED ON THIS PACKAGE.
- THE LANDSCAPE PLANS CONTAINED HEREIN ILLUSTRATE APPROXIMATE LOCATIONS OF ALL SITE CONDITIONS. REFER TO SURVEY, ARCHITECTURAL, CIVIL ENGINEERING, STRUCTURAL, ELECTRICAL, IRRIGATION AND ALL OTHER DRAWINGS, IF AVAILABLE, FOR ADDITIONAL DETAILED INFORMATION.
- THE CONTRACTOR SHALL BE RESPONSIBLE FOR BECOMING AWARE OF AND FIELD VERIFYING ALL RELATED EXISTING AND PROPOSED CONDITIONS, UTILITIES, PIPES AND STRUCTURES, ETC. PRIOR TO BIDDING AND CONSTRUCTION. THE CONTRACTOR SHALL BE HELD RESPONSIBLE FOR CONTACTING JULIE, THE COUNTY PUBLIC WORKS DEPARTMENT, THE MUNICIPALITY AND ANY OTHER PUBLIC OR PRIVATE AGENCIES NECESSARY FOR UTILITY LOCATION PRIOR TO ANY CONSTRUCTION. THE CONTRACTOR SHALL NOTIFY THE OWNER'S REPRESENTATIVE OF APPARENT CONFLICTS WITH CONSTRUCTION AND UTILITIES SO THAT ADJUSTMENTS CAN BE PLANNED PRIOR TO INSTALLATION. IF FIELD ADJUSTMENTS ARE NECESSARY DUE TO EXISTING UTILITY LOCATIONS THEY MUST BE APPROVED BY THE OWNER'S REPRESENTATIVE. THE CONTRACTOR SHALL TAKE SOLE RESPONSIBILITY FOR ANY AND ALL COSTS OR OTHER LIABILITIES INCURRED DUE TO DAMAGE OF SAID UTILITIES/STRUCTURES/ETC.
- THE CONTRACTOR SHALL COMPLY WITH ALL CODES APPLICABLE TO THIS WORK.
- THE CONTRACTOR SHALL BE RESPONSIBLE FOR COORDINATION WITH SUBCONTRACTORS AND OTHER CONTRACTORS OF RELATED TRADES, AS REQUIRED, TO ACCOMPLISH THE PLANTING AND RELATED OPERATIONS.
- THE CONTRACTOR SHALL COORDINATE INSTALLATION OF ALL PLANT MATERIAL WITH THE INSTALLATION OF OTHER IMPROVEMENTS SUCH AS HARDSCAPE ELEMENTS AND RELATED STRUCTURES. ANY DAMAGE TO EXISTING IMPROVEMENTS IS THE RESPONSIBILITY OF THE CONTRACTOR.
- THE CONTRACTOR IS RESPONSIBLE TO RESTORE ALL AREAS OF THE SITE, OR ADJACENT AREAS, WHERE DISTURBED BY OPERATIONS OF OR RELATED TO THE CONTRACTOR'S WORK.
- ALL SURFACE DRAINAGE SHALL BE DIVERTED AWAY FROM STRUCTURES AND NOTED SITE FEATURES IN ALL AREAS AT A MINIMUM OF 2% SLOPE OR AS SHOWN ON THE CIVIL ENGINEERING PLANS. ALL AREAS SHALL POSITIVELY DRAIN AND ALL ISLANDS SHALL BE CROWNED 1\"/>

LANDSCAPE NOTES

- LANDSCAPE CONTRACTOR TO READ AND UNDERSTAND THE LANDSCAPE SPECIFICATIONS (SHEET L-103) PRIOR TO FINALIZING BIDS. THE LANDSCAPE SPECIFICATIONS SHALL BE ADHERED TO THROUGHOUT THE CONSTRUCTION PROCESS.
- CONTRACTOR RESPONSIBLE FOR LOCATING AND PROTECTING ALL UNDERGROUND UTILITIES PRIOR TO DIGGING.
- CONTRACTOR RESPONSIBLE FOR PROTECTING EXISTING TREES FROM DAMAGE DURING CONSTRUCTION.
- ALL PLANTING AREAS SHALL BE CLEANED OF CONSTRUCTION DEBRIS (IE. CONCRETE, ROCK, RUBBLE, BUILDING MATERIALS, ETC.) PRIOR TO ADDING AND SPREADING OF THE TOPSOIL.
- ALL SHRUBS BEDS (EXISTING AND NEW) TO BE MULCHED WITH A 3 INCH MINIMUM LAYER OF DOUBLE SHREDDED HARDWOOD MULCH.
- ALL ANNUAL AND PERENNIAL BEDS TO BE TILLED TO A MINIMUM DEPTH OF 12 INCHES AND AMENDED WITH 4 INCHES OF ORGANIC MATERIAL. MULCH PLANTED ANNUAL AND PERENNIAL BEDS WITH 2 INCH DEPTH OF MINI NUGGETS.
- PLANTING HOLES TO BE DUG A MINIMUM OF TWICE THE WIDTH OF THE SIZE OF THE ROOT BALL OF BOTH SHRUB AND TREE. BACK TO BE A MIX OF 4 PARTS TOPSOIL AND 1 PART ORGANIC SOIL CONDITIONER (IE. NATURE'S HELPER OR PRO MIX). BACKFILL AND TAMP BOTTOM OF HOLE PRIOR TO PLANTING SO TOP OF ROOT BALL DOES NOT SETTLE BELOW SURROUNDING GRADE.
- EXISTING GRASS IN PROPOSED PLANTING AREAS TO BE KILLED AND REMOVED AND AREA TO BE HAND RAKED TO REMOVE ALL ROCKS AND DEBRIS LARGER THAN 1 INCH IN DIAMETER PRIOR TO PLANTING SHRUBS.
- ANY EXISTING GRASS DISTURBED DURING CONSTRUCTION TO BE FULLY REMOVED, REGRADED AND REPLACED. ALL TIRE MARKS AND INDENTIONS TO BE REPAIRED.
- SOIL TO BE TESTED TO DETERMINE FERTILIZER AND LIME REQUIREMENTS AND DISTRIBUTED PRIOR TO LAYING SOD.
- SOD TO BE DELIVERED FRESH (CUT LESS THAN 24 HOURS PRIOR TO ARRIVING ON SITE), LAID IMMEDIATELY, ROLLED, AND WATERED THOROUGHLY IMMEDIATELY AFTER PLANTING. EDGE OF SOD IS TO BE \"/>

WHATABURGER

COLORADO SPRINGS, CO
(USE TITLE BLOCK IN PROJECT FOLDER)

PRELIMINARY

ENGINEER'S PROJECT #	XXXXXX
PRINTED FOR	PRELIMINARY
DATE	XX/XX/XXXX
DRAWN BY: XXX	CHECKED BY: XXX

Information contained on this drawing and in all digital files produced for above named project may not be reproduced in any manner without express written or verbal consent from authorized project representatives.

SHEET LANDSCAPE NOTES & DETAILS

SHEET NUMBER
L-102

PRELIMINARY
NOT FOR CONSTRUCTION

LANDSCAPE SPECIFICATIONS

PART 1 - GENERAL

DESCRIPTION

PROVIDE TREES, SHRUBS, GROUND COVERS, SOO, AND ANNUALS/PERENNIALS AS SHOWN AND SPECIFIED ON THE LANDSCAPE PLAN. THE WORK INCLUDES:

1. SOIL PREPARATION.
2. TREES, SHRUBS, GROUND COVERS, AND ANNUALS/PERENNIALS.
3. PLANTING MIXES.
4. TOP SOIL, MULCH AND PLANTING ACCESSORIES.
5. MAINTENANCE.
6. DECORATIVE STONE.

RELATED WORK:

1. IRRIGATION SYSTEM: SEE IRRIGATION SPECIFICATIONS (NOT INCLUDED IN PACKAGE).

QUALITY ASSURANCE

PLANT NAMES INDICATED, COMPLY WITH "STANDARDIZED PLANT NAMES" AS ADOPTED BY THE LATEST EDITION OF THE AMERICAN JOINT COMMITTEE OF HORTICULTURAL NOMENCLATURE. NAMES OF VARIETIES NOT LISTED CONFORM GENERALLY WITH NAMES ACCEPTED BY THE NURSERY TRADE. PROVIDE STOCK TRUE TO BOTANICAL NAME AND LEGIBLY TAGGED.

COMPLY WITH SIZING AND GRADING STANDARDS OF THE LATEST EDITION OF "AMERICAN STANDARD FOR NURSERY STOCK". A PLANT SHALL BE DIMENSIONED AS IT STANDS IN ITS NATURAL POSITION.

ALL PLANTS SHALL BE NURSERY GROWN UNDER CLIMATIC CONDITIONS SIMILAR TO THOSE IN THE LOCALITY OF THE PROJECT FOR A MINIMUM OF 2 YEARS.

NURSERY STOCK FURNISHED SHALL BE AT LEAST THE MINIMUM SIZE INDICATED. LARGER STOCK IS ACCEPTABLE, AT NO ADDITIONAL COST. AND PROVIDING THAT THE LARGER PLANTS WILL NOT BE CUT BACK TO SIZE INDICATED. PROVIDE PLANTS INDICATED BY TWO MEASUREMENTS SO THAT ONLY A MAXIMUM OF 25% ARE OF THE MINIMUM SIZE INDICATED AND 75% ARE OF THE MAXIMUM SIZE INDICATED.

BEFORE SUBMITTING A BID, THE CONTRACTOR SHALL HAVE INVESTIGATED THE SOURCES OF SUPPLY AND BE SATISFIED THAT THEY CAN SUPPLY THE LISTED PLANTS IN THE SIZE, VARIETY AND QUALITY AS SPECIFIED. FAILURE TO TAKE THIS PRECAUTION WILL NOT RELIEVE THE CONTRACTOR FROM THEIR RESPONSIBILITY FOR FURNISHING AND INSTALLING ALL PLANT MATERIALS IN STRICT ACCORDANCE WITH THE CONTRACT DOCUMENTS WITHOUT ADDITIONAL COST TO THE OWNER. THE LANDSCAPE ARCHITECT SHALL APPROVE ANY SUBSTITUTES OF PLANT MATERIAL, OR CHANGES IN PLANT MATERIAL, SIZE, PRIOR TO THE LANDSCAPE CONTRACTOR SUBMITTING A BID.

DELIVER, STORAGE AND HANDLING

TAKE ALL PRECAUTIONS CUSTOMARY IN GOOD TRADE PRACTICE IN PREPARING PLANTS FOR MOVING. WORKMANSHIP THAT FAILS TO MEET THE HIGHEST STANDARDS WILL BE REJECTED. SPRAY DECIDUOUS PLANTS IN FOLIAGE WITH AN APPROVED "ANTI-DESICCANT" IMMEDIATELY AFTER DIGGING TO PREVENT DEHYDRATION. DIG, PACK, TRANSPORT, AND HANDLE PLANTS WITH CARE TO ENSURE PROTECTION AGAINST INJURY. INSPECT FOR DEFICIENCIES REQUIRED BY LAW SHALL ACCOMPANY EACH SHIPMENT INVOICE OR ORDER TO STOCK. PROTECT ALL PLANTS FROM DRYING OUT. IF PLANTS CANNOT BE PLANTED IMMEDIATELY UPON DELIVERY, PROPERLY PROTECT THEM WITH SOIL, WET PEAT MOSS, OR IN A MANNER ACCEPTABLE TO THE LANDSCAPE ARCHITECT. WATER HEADED-IN PLANTINGS DAILY. NO PLANT SHALL BE BOUND WITH ROPE OR WIRE IN A MANNER THAT COULD DAMAGE OR BREAK THE BRANCHES. COVER PLANTS TRANSPORTED ON OPEN VEHICLES WITH A PROTECTIVE COVERING TO PREVENT WIND BURN.

PROJECT CONDITIONS

PROTECT EXISTING UTILITIES, PAVING, AND OTHER FACILITIES FROM DAMAGE CAUSED BY LANDSCAPE OPERATIONS.

A COMPLETE LIST OF PLANTS, INCLUDING A SCHEDULE OF SIZES, QUANTITIES, AND OTHER REQUIREMENTS ARE SHOWN ON THE DRAWINGS. IN THE EVENT THAT QUANTITY DISCREPANCIES OR MATERIAL OMISSIONS OCCUR IN THE PLANT MATERIALS LIST, THE PLANTING PLANS SHALL GOVERN.

THE IRRIGATION SYSTEM WILL BE INSTALLED PRIOR TO PLANTING. LOCATE, PROTECT AND MAINTAIN THE IRRIGATION SYSTEM DURING PLANTING OPERATIONS. REPAIR IRRIGATION SYSTEM COMPONENTS DAMAGED DURING PLANTING OPERATIONS, AT THE CONTRACTOR'S EXPENSE. REFER TO THE IRRIGATION SPECIFICATIONS, IRRIGATION PLAN AND IRRIGATION DETAILS.

DO NOT BEGIN LANDSCAPE ACCESSORY WORK BEFORE COMPLETION OF FINAL GRADING OR SURFACING.

WARRANTY

WARRANT PLANT MATERIAL TO REMAIN ALIVE, BE HEALTHY AND IN A VIGOROUS CONDITION FOR A PERIOD OF 1 YEAR AFTER COMPLETION AND FINAL ACCEPTANCE OF ENTIRE PROJECT.

REPLACE, IN ACCORDANCE WITH THE DRAWINGS AND SPECIFICATIONS, ALL PLANTS THAT ARE DEAD OR ARE IN AN UNHEALTHY, OR UNSIGHTLY CONDITION, AND HAVE LOST THEIR NATURAL SHAPE, LEAF OR BRANCHES, OR TO THE CONTRACTOR'S NEGLIGENCE. THE COST OF SUCH REPLACEMENT(S) IS AT THE CONTRACTOR'S EXPENSE. WARRANT ALL REPLACEMENT PLANTS FOR 1 YEAR AFTER INSTALLATION.

WARRANTY SHALL NOT INCLUDE DAMAGE, LOSS OF TREES, PLANTS, OR GROUND COVERS CAUSED BY FIRES, FLOODS, FREEZING RAINS, LIGHTNING STORMS, WINDS OVER 15 MILES PER HOUR, WINTER KILL CAUSED BY EXTREME COLD, SEVERE WINTER CONDITIONS NOT TYPICAL OF PLANTING AREA, AND/OR ACTS OF VANDALISM OR NEGLIGENCE ON A PART OF THE OWNER.

REMOVE AND IMMEDIATELY REPLACE ALL PLANTS, FOUND TO BE UNSATISFACTORY DURING THE INITIAL PLANTING INSTALLATION. MAINTAIN AND PROTECT PLANT MATERIAL, LAWNS, AND IRRIGATION UNTIL FINAL ACCEPTANCE IS MADE.

ACCEPTANCE

INSPECTION OF PLANTED AREAS WILL BE MADE BY THE OWNER'S REPRESENTATIVE.

1. PLANTED AREAS WILL BE ACCEPTED PROVIDED ALL REQUIREMENTS, INCLUDING MAINTENANCE, HAVE BEEN COMPLIED WITH AND PLANT MATERIALS ARE ALIVE AND IN A HEALTHY, VIGOROUS CONDITION.

UPON ACCEPTANCE, THE CONTRACTOR SHALL COMMENCE THE SPECIFIED PLANT MAINTENANCE.

CODES, PERMITS AND FEES

OBTAIN ANY NECESSARY PERMITS FOR THIS SECTION OF WORK AND PAY ANY FEES REQUIRED FOR PERMITS.

THE ENTIRE INSTALLATION SHALL FULLY COMPLY WITH ALL LOCAL AND STATE LAWS AND ORDINANCES, AND WITH ALL ESTABLISHED CODES APPLICABLE THERETO; ALSO AS DEPICTED ON THE LANDSCAPE AND IRRIGATION CONSTRUCTION SET.

PART 2 - PRODUCTS

MATERIALS

PLANTS: PROVIDE TYPICAL OF THEIR SPECIES OR VARIETY, WITH NORMAL, DENSELY DEVELOPED BRANCHES AND VIGOROUS, FIBROUS ROOT SYSTEMS. PROVIDE ONLY SOUND, HEALTHY, VIGOROUS PLANTS FREE FROM DEFECTS, DISFIGURING KNOTS, SUN SCALD INJURIES, FROST CRAKS, ABRASIONS OF THE BARK, PLANT DISEASES, INSECT EGGS, BORERS, AND ALL FORMS OF INFESTATION. ALL PLANTS SHALL HAVE A FULLY DEVELOPED FIRM WITHOUT VOIDS AND OPEN SPACES. PLANTS HELD ON STORAGE WILL BE REIFIED IF THEY SHOW SIGNS OF GROWTH DURING THE STORAGE PERIOD.

1. BALLED AND PLANTS WRAPPED WITH BURLAP. TO HAVE FIRM, NATURAL BALLS OF EARTH OF SUFFICIENT DIAMETER AND DEPTH TO ENCOMPASS THE FIBROUS AND FEEDING ROOT SYSTEM NECESSARY FOR FULL RECOVERY OF THE PLANT. PROVIDE BALL SIZES COMPLYING WITH THE LATEST EDITION OF THE "AMERICAN STANDARD FOR NURSERY STOCK". CRACKED OR MUSHROOMED BALLS, OR SIGNS OF CIRCLING ROOTS ARE NOT ACCEPTABLE.
2. CONTAINER - GROWN STOCK: GROWN IN A CONTAINER OF SUFFICIENT LENGTH OF TIME FOR THE ROOT SYSTEM TO HAVE DEVELOPED TO HOLD ITS SOIL TOGETHER, FIRM AND WHOLE.
 - 2.1. NO PLANTS SHALL BE LOOSE IN THE CONTAINER.
 - 2.2. CONTAINER STOCK SHALL NOT BE POT BOUND.
 - 2.3. PLANTS PLANTED IN ROWS SHALL BE MATCHED IN FORM.
 - 2.4. PLANTS LARGER THAN THOSE SPECIFIED IN THE PLANT LIST MAY BE USED WHEN ACCEPTABLE TO THE LANDSCAPE ARCHITECT.
- 4.1. IF THE USE OF LARGER PLANTS IS ACCEPTABLE, INCREASE THE SPREAD OF ROOTS OR ROOT BALL IN PROPORTION TO THE SIZE OF THE PLANT.
5. THE HEIGHT OF THE TREES, MEASURED FROM THE CROWN OF THE ROOTS TO THE TOP OF THE TOP BRANCH, SHALL NOT BE LESS THAN THE MINIMUM SIZE DESIGNATED IN THE PLANT LIST.
6. NO PRUNING WOUNDS SHALL BE PRESENT WITH A DIAMETER OF MORE THAN 1" AND SUCH WOUNDS MUST SHOW VIGOROUS BARK ON ALL EDGES.
7. EVERGREEN TREES SHALL BE BRANCHED TO THE TOP OF THE GROUND OR AS SPECIFIED IN PLANT LIST.
8. SHRUBS AND SMALL PLANTS SHALL MEET THE REQUIREMENTS FOR SPREAD AND HEIGHT INDICATED IN THE PLANT LIST.
- 8.1. THE MEASUREMENTS FOR HEIGHT SHALL BE TAKEN FROM THE GROUND LEVEL TO THE HEIGHT OF THE TOP OF THE PLANT AND NOT THE LONGEST BRANCH.
- 8.2. SINGLE STEMMED OR THIN PLANTS WILL NOT BE ACCEPTED.
- 8.3. SINGLE BRANCHES SHALL BE GENEROUS, WELL TWIGGED, AND THE PLANT AS A WHOLE WELL-BUSHED TO THE GROUND.
- 8.4. PLANTS SHALL BE IN A MOIST, VIGOROUS CONDITION, FREE FROM DEAD WOOD, BRUISES, OR OTHER ROOT OR BRANCH INJURIES.

ACCESSORIES

TOPSOIL: SHALL BE FERTILE, FRABLE, NATURAL, TOPSOIL OF LOAMY CHARACTER, WITHOUT ADMIXTURE OF SUBSOIL MATERIAL, OBTAINED FROM A WELL-DRAINATED ARABLE SITE, REASONABLY FREE FROM CLAY, LUMPS, COARSE SANDS, STONES, ROOTS, STICKS, AND OTHER FOREIGN MATERIALS, WITH ACIDITY RANGE OF BETWEEN PH 6.0 AND 6.8.

NOTE: ALL PLANTING AREAS SHALL BE CLEANED OF CONSTRUCTION DEBRIS (IE. CONCRETE, RUBBLE, STONES, BUILDING MATERIAL, ETC.) PRIOR TO ADDING AND SPREADING OF THE TOP SOIL.

1. SOO AREAS: SPREAD A MINIMUM 4" LAYER OF TOP SOIL AND RAKE SMOOTH.
2. PLANTING BED AREAS: SPREAD A MINIMUM 4" LAYER OF TOP SOIL AND RAKE SMOOTH.
3. LANDSCAPE ISLANDS/MEDIAN: FRACTURED/OBSEN EXISTING SUBGRADE TO A MINIMUM 24" DEPTH. REMOVE AND REPLACE ANY SUBGRADE UNSUITABLE FOR PLANTING. ONCE SUBGRADE IS CLEAN OF DEBRIS AND LOOSENED, ADD TOPSOIL TO A MINIMUM BERM 6"-8" HEIGHT ABOVE ISLAND CURBING.
4. ANNUAL/PERENNIAL BED AREAS: ADD A MINIMUM OF 4" ORGANIC MATTER AND TILL TO A MINIMUM 12" DEPTH.

MULCH: TYPE SELECTED DEPENDENT ON REGION AND AVAILABILITY; SEE LANDSCAPE PLANS FOR TYPE OF MULCH TO BE USED. HOLD MULCH 4" FROM TREE TRUNKS AND SHRUB STEMS.

1. HARDWOOD: 6 MONTH OLD WELL ROTTED DOUBLE SHREDDED NATIVE HARDWOOD BARK MULCH NOT LARGER THAN 4" IN LENGTH AND 1/2" IN WIDTH. FREE OF WOOD CHIPS AND SAWDUST. INSTALL MINIMUM DEPTH OF 3".
2. PINE STRAW: PINE STRAW TO BE FRESH HARVEST, FREE OF DEBRIS, BRIGHT IN COLOR. BALES TO BE WIRED AND TIGHTLY BOUND. NEEDLES TO BE DRY. INSTALL MINIMUM DEPTH OF 3".
3. RIVER ROCK: (COLOR) LIGHT GRAY TO BUFF TO DARK BROWN, WASHED RIVER ROCK, 1" - 3" IN SIZE. INSTALL IN SHRUB BEDS TO AN EVEN DEPTH OF 3". WEED CONTROL BARRIER TO BE INSTALLED UNDER ALL RUCH MULCH AREAS. USE CAUTION DURING INSTALLATION NOT TO DAMAGE PLANT MATERIAL.
4. MINI NUGGETS: INSTALL TO A MINIMUM DEPTH OF 2"-3" AT ALL LOCATIONS OF ANNUAL AND PERENNIAL BEDS. LIFT THE STEMS AND LEAVES OF THE ANNUALS AND CAREFULLY SPREAD THE MULCH TO AVOID INJURING THE PLANTS. GENTLY BRUSH THE MULCH OFF THE PLANTS.

GYUING/STAKING:

1. ARBORTIE (GREEN OR WHITE) STAKING AND GUYING MATERIAL TO BE FLAT, WOVEN, POLYPROPYLENE MATERIAL, 1/2" WIDE 90 LB. BREAK STRENGTH. ARBORTIE SHALL BE FASTENED TO STAKES IN A MANNER WHICH PERMITS TREE MOVEMENT AND SUPPORTS THE TREE.
2. REMOVE GUYING/STAKING AFTER ONE YEAR FROM PLANTING.

TREE WRAP: TREE WRAPS SHOULD BE USED ON YOUNG, NEWLY PLANTED THIN-BARKED TREES (CHERRY, CRABAPPLE, HONEY LOCUST, LINDEN, MAPLE, MOUNTAIN ASH, PLUM) THAT ARE MOST SUSCEPTIBLE TO SUN SCALD/VIBURNUM. STANDARD WATERPROOF TREE WRAP: 2-12" WIDE, MADE OF 2 LAYERS OF CREPE DRIFT PAPER WEIGHING NOT LESS THAN 30 LBS. PER REAM, CEMENTED TOGETHER WITH ASPHALT. WRAP THE TREE IN THE FALL AND LEAVE THE WRAP IN PLACE THROUGHOUT THE WINTER AND EARLY SPRING. TREE WRAPS ARE TEMPORARY AND NO LONGER NEEDED ONCE TREES DEVELOP CORKY BARK.

PART 3 – EXECUTION

INSPECTION

PRIOR TO BEGINNING WORK, THE LANDSCAPE CONTRACTOR SHALL INSPECT THE SUBGRADE, GENERAL SITE CONDITIONS, VERIFY ELEVATIONS, UTILITY LOCATIONS, IRRIGATION. APPROVE TOP SOIL PROVIDED BY THE GENERAL CONTRACTOR AND OBSERVE THE SITE CONDITIONS UNDER WHICH THE WORK IS TO BE DONE. NOTIFY THE GENERAL CONTRACTOR OF ANY UNSATISFACTORY CONDITIONS, AND WORK SHALL NOT PROCEED UNTIL SUCH CONDITIONS HAVE BEEN CORRECTED AND ARE ACCEPTABLE TO THE LANDSCAPE CONTRACTOR.

PREPARATION

PLANTING SHALL BE PERFORMED ONLY BY EXPERIENCED WORKMEN FAMILAR WITH PLANTING PROCEDURES UNDER THE SUPERVISION OF A QUALIFIED SUPERVISOR.

LOCATE PLANTS AS INDICATED ON THE PLANS OR AS APPROVED IN THE FIELD AFTER STAKING BY THE LANDSCAPE CONTRACTOR. IF OBSTRUCTIONS ARE ENCOUNTERED THAT ARE NOT SHOWN ON THE DRAWINGS, DO NOT PROCEED WITH PLANTING OPERATIONS UNTIL ALTERNATE PLANT LOCATIONS HAVE BEEN SELECTED AND APPROVED BY THE LANDSCAPE ARCHITECT. SPACING OF PLANT MATERIAL SHALL BE AS SHOWN ON THE LANDSCAPE PLAN.

EXCAVATE CIRCLAR PLANT PITTS WITH VERTICAL SIDES, EXCEPT FOR PLANTS SPECIFICALLY INDICATED TO BE PLANTED IN BEDS. PROVIDE SHRUB PITTS AT LEAST 12" GREATER THAN THE DIAMETER OF THE ROOT SYSTEM AND 24" GREATER FOR TREES. DEPTH OF PIT SHALL ACCOMMODATE THE ROOT SYSTEM. PROVIDE UNDISTURBED SUB GRADE TO HOLD ROOT BALL AT NURSERY GRADE AS SHOWN ON THE DRAWINGS.

INSTALLATION

SET PLANT MATERIAL IN THE PLANTING PIT TO PROPER GRADE AND ALIGNMENT. SET PLANTS UPRIGHT, PLUMB, AND FACED TO GIVE THE BEST APPEARANCE OR RELATIONSHIP TO EACH OTHER OR ADJACENT STRUCTURE. SET PLANT MATERIAL 2"-3" ABOVE THE FINISH GRADE. NO FILLING WILL BE PERMITTED AROUND TRUNKS OR STEMS. BACKFILL THE PIT WITH TOPSOIL MIX AND EXCAVATED MATERIAL. DO NOT USE FROZEN OR MUDDY MIXTURES FOR BACKFILLING. FORM A RING OF SOIL AROUND THE EDGE OF EACH PLANTING PIT TO RETAIN WATER.

1. REMOVE ALL BURLAP, ROPES, AND WIRES FROM THE TOP 1/3 OF THE ROOT BALL.

SPACE GROUND COVER PLANTS IN ACCORDANCE WITH INDICATED DIMENSIONS. ADJUST SPACING AS NECESSARY TO EVENLY FILL PLANTING BED WITH INDICATED QUANTITY OF PLANTS. PLANT TO WITHIN 24" OF THE TRUNKS OF TREES AND SHRUBS WITHIN PLANTING BED AND TO WITHIN 18" OF EDGE OF BED.

MULCHING:

1. MULCH TREE AND SHRUB PLANTING PITTS AND SHRUB BEDS WITH REQUIRED MULCHING MATERIAL (SEE LANDSCAPE PLAN FOR MULCH TYPE); DEPTH OF MULCH AS NOTED ABOVE. HOLD MULCH BACK 4" AWAY FROM TREE TRUNKS AND SHRUB STEMS. THOUGHLY WATER MULCHED AREAS. AFTER WATERING, RAKE MULCH TO PROVIDE A UNIFORM FINISHED SURFACE.

DECORATIVE STONE: (WHERE INDICATED ON LANDSCAPE PLAN)

1. INSTALL WEED CONTROL BARRIER OVER SUB-GRADE PRIOR TO INSTALLING STONE. LAP 6" ON ALL SIDES.
2. PLACE STONE WITHOUT DAMAGING WEED BARRIER.
3. ARRANGE STONES FOR BEST APPEARANCE AND TO COVER ALL WEED BARRIER FABRIC.

WRAPPING, GUYING, STAKING:

1. INSPECT TREES FOR INJURY TO TRUNKS, EVIDENCE OF INSECT INFESTATION, AND IMPROPER PRUNING BEFORE WRAPPING.
2. WRAPPING:
 - 2.1. WRAP TRUNKS OF ALL YOUNG NEWLY PLANTED TREES KNOWN TO HAVE THIN BARK. WRAP SPIRALLY FROM BOTTOM TO TOP WITH SPECIFIED TREE WRAP AND SECURE IN PLACE.
 - 2.2. OVERLAP 1/2 THE WIDTH OF THE TREE WRAP STRIP AND COVER THE TRUNK FROM THE GROUND TO THE HEIGHT OF THE SECOND BRANCH.
 - 2.3. SECURE TREE WRAP IN PLACE WITH TWINE WOUND SPIRALLY DOWNWARD IN THE OPPOSITE DIRECTION, TIED AROUND THE TREE IN AT LEAST 3 PLACES IN ADDITION TO THE TOP AND BOTTOM.
 - 2.4. WRAP THE TREES IN THE FALL AND LEAVE THE WRAP IN PLACE THROUGHOUT THE WINTER AND EARLY SPRING.
 - 2.5. TREE WRAPS ARE TEMPORARY AND NO LONGER NEEDED ONCE THE TREES DEVELOP CORKY BARK.
3. STAKING/GUYING:
 - 3.1. STAKE/GUY ALL TREES IMMEDIATELY AFTER LAWN SODDING OPERATIONS AND PRIOR TO ACCEPTANCE.
 - 3.2. STAKE DECIDUOUS TREES 2" CALIPER AND LESS. STAKE EVERGREEN TREES UNDER 7'-0" TALL.
 - 3.2.1. STAKES ARE PLACED IN LINE WITH PREVAILING WIND DIRECTION AND DRIVEN INTO UNDISTURBED SOIL.
 - 3.2.2. TIES ARE ATTACHED TO THE TREE, USUALLY AT THE LOWEST BRANCH.
 - 3.2.3. GUY DECIDUOUS TREES OVER 2" CALIPER. GUY EVERGREEN TREES 7'-0" TALL AND OVER.
 - 3.2.4. GUY TREES TO BE ATTACHED TO THREE STAKES DRIVEN INTO UNDISTURBED SOIL, WITH ONE STAKE PLACED IN THE DIRECTION OF THE PREVAILING WIND.
 - 3.2.5. TIES ARE ATTACHED TO THE TREE, USUALLY AT THE LOWEST BRANCH.
 - 3.2.6. THE AXIS OF THE STAKE SHOULD BE AT 90 DEGREE ANGLE TO THE AXIS ON THE PULL OF THE GUY WIRE.
 - 3.3. REMOVE ALL GUYING AND STAKING AFTER ONE YEAR FROM PLANTING.

PRUNING:

1. PRUNE DECIDUOUS TREES AND EVERGREENS ONLY TO REMOVE BROKEN OR DAMAGED BRANCHES.

WORKMANSHIP

DURING LANDSCAPE/IRRIGATION INSTALLATION OPERATIONS, ALL AREAS SHALL BE KEPT NEAT AND CLEAN. PRECAUTIONS SHALL BE TAKEN TO AVOID DAMAGE TO EXISTING STRUCTURES. ALL WORK SHALL BE PERFORMED IN A SAFE MANNER TO THE OPERATORS, THE OCCUPANTS AND ANY PEDESTRIANS.

UPON COMPLETION OF INSTALLATION OPERATIONS, ALL EXCESS MATERIALS, EQUIPMENT, DEBRIS AND WASTE MATERIAL SHALL BE CLEANED UP AND REMOVED FROM THE SITE, UNLESS PROVISIONS HAVE BEEN GRANTED BY THE OWNER TO USE ON-SITE TRASH RECEPTACLES. SWEEP PARKING AND WALKS CLEAN OF DIRT AND DEBRIS. REMOVE ALL PLANT TAGS AND OTHER DEBRIS FROM LAWNS AND PLANTING AREAS.

ANY DAMAGE TO THE LANDSCAPE, THE STRUCTURE, OR THE IRRIGATION SYSTEM CAUSED BY THE LANDSCAPE CONTRACTOR SHALL BE REPAIRED BY THE LANDSCAPE CONTRACTOR WITHOUT CHARGE TO THE OWNER.

MAINTENANCE

CONTRACTOR SHALL PROVIDE MAINTENANCE UNTIL WORK HAS BEEN ACCEPTED BY THE OWNER'S REPRESENTATIVE.

MAINTENANCE SHALL INCLUDE MOWING, FERTILIZING, MULCHING, PRUNING, CULTIVATION, WEEDING, WATERING, AND APPLICATION OF APPROPRIATE INSECTICIDES AND FUNGICIDES NECESSARY TO MAINTAIN PLANTS AND LAWNS FREE OF INSECTS AND DISEASE.

1. RE-SET SETTLED PLANTS TO PROPER GRADE AND POSITION. RESTORE PLANTING SAUCER AND ADJACENT MATERIAL AND REMOVE DEAD MATERIAL.
2. REPAIR GUY WIRES AND STAKES AS REQUIRED. REMOVE ALL STAKES AND GUY WIRES AFTER 1 YEAR.
3. CORRECT DEFICIENCIES AS SOON AS POSSIBLE AFTER DEFICIENCIES BECOME APPARENT AND WEATHER AND SEASON PERMIT.
4. WATER TREES, PLANTS AND GROUND COVER BEDS WITHIN THE FIRST 24 HOURS OF INITIAL PLANTING, AND NOT LESS THAN TWICE PER WEEK UNTIL FINAL ACCEPTANCE.

LANDSCAPE MAINTENANCE SPECIFICATIONS

THE CONTRACTOR SHALL PROVIDE AS A SEPARATE BID, MAINTENANCE FOR A PERIOD OF 1 YEAR AFTER FINAL ACCEPTANCE OF THE PROJECT LANDSCAPING. THE CONTRACTOR MUST BE ABLE TO PROVIDE CONTINUED MAINTENANCE IF REQUESTED BY THE OWNER OR PROVIDE THE NAME OF A REPUTABLE LANDSCAPE CONTRACTOR WHO CAN PROVIDE MAINTENANCE.

STANDARDS

ALL LANDSCAPE MAINTENANCE SERVICES SHALL BE PERFORMED BY TRAINED PERSONNEL USING CURRENT, ACCEPTABLE HORTICULTURAL PRACTICES.

ALL WORK SHALL BE PERFORMED IN A MANNER THAT MAINTAINS THE ORIGINAL INTENT OF THE LANDSCAPE DESIGN.

ALL CHEMICAL APPLICATIONS SHALL BE PERFORMED IN ACCORDANCE WITH CURRENT COUNTY, STATE AND FEDERAL LAWS, USING EPA REGISTERED MATERIALS AND METHODS OF APPLICATION. THESE APPLICATIONS SHALL BE PERFORMED UNDER THE SUPERVISION OF A LICENSED CERTIFIED APPLICATOR.

APPROVALS

ANY WORK PERFORMED IN ADDITION TO THAT WHICH IS OUTLINED IN THE CONTRACT SHALL ONLY BE DONE UPON WRITTEN APPROVAL BY THE OWNER'S REPRESENTATIVE (GENERAL MANAGER OF THE RESTAURANT).

ALL SEASONAL COLOR SELECTIONS SHALL BE APPROVED BY THE GENERAL MANAGER PRIOR TO ORDERING AND INSTALLATION.

SOIL TESTING

THE MAINTENANCE CONTRACTOR SHALL PERFORM SOIL TESTS AS NEEDED TO IDENTIFY IMBALANCES OR DEFICIENCIES CAUSING PLANT MATERIAL DECLINE. THE OWNER SHALL BE NOTIFIED OF THE RECOMMENDATION FOR APPROVAL, AND THE NECESSARY CORRECTIONS MADE AT AN ADDITIONAL COST TO THE OWNER.

ACCEPTABLE SOIL TEST RESULTS

	LANDSCAPE TREES AND SHRUBS	TURF
pH RANGE	5.0 - 7.0	> 6.0 - 7.0
ORGANIC MATTER	> 15%	> 15%
MAGNESIUM (Mg)	100+ LBS/ACRE	100+ LBS/ACRE
PHOSPHORUS (PP285)	150+ LBS/ACRE	150+ LBS/ACRE
POTASSIUM (K2O)	120+ LBS/ACRE	120+ LBS/ACRE
SOLUBLE SALTS/ CONDUCTIVITY	NOT TO EXCEED 900PPM/1.9MMHOS/CM IN SOIL, NOT TO EXCEED 1400 PPM/2.5 MMHOS/CM IN HIGH ORGANIC MIX.	NOT TO EXCEED 900PPM/1.9MMHOS/CM IN SOIL, NOT TO EXCEED 1400 PPM/2.5 MMHOS/CM IN HIGH ORGANIC MIX.

WORKMANSHIP

DURING LANDSCAPE MAINTENANCE OPERATIONS, ALL AREAS SHALL BE KEPT NEAT AND CLEAN. PRECAUTIONS SHALL BE TAKEN TO AVOID DAMAGE TO EXISTING STRUCTURES. ALL WORK SHALL BE PERFORMED IN A SAFE MANNER TO THE OPERATORS, THE OCCUPANTS AND ANY PEDESTRIANS.

UPON COMPLETION OF MAINTENANCE OPERATIONS, ALL DEBRIS AND WASTE MATERIAL SHALL BE CLEANED UP AND REMOVED FROM THE SITE, UNLESS PROVISIONS HAVE BEEN GRANTED BY THE OWNER TO USE ON-SITE TRASH RECEPTACLES.

ANY DAMAGE TO THE LANDSCAPE, THE STRUCTURE, OR THE IRRIGATION SYSTEM CAUSED BY THE MAINTENANCE CONTRACTOR, SHALL BE REPAIRED BY THE MAINTENANCE CONTRACTOR WITHOUT CHARGE TO THE OWNER.

TURF

GENERAL CLEAN UP

PRIOR TO MOWING, ALL TRASH, STICKS, AND OTHER UNWANTED DEBRIS SHALL BE REMOVED FROM LAWNS, PLANT BEDS, AND PAVED AREAS.

MOWING

WARM SEASON GRASSES (IE. BERMUDDA GRASS) SHALL BE MAINTAINED AT A HEIGHT OF 1" TO 2" DURING THE GROWING SEASON.

COOL SEASON GRASSES, INCLUDING BLUE GRASS, TALL FESCUE, PERENNIAL RYEGRASS, ETC., SHALL BE MAINTAINED AT A HEIGHT OF 2" TO 3" IN SPRING AND FALL. FROM JUNE THROUGH SEPTEMBER, MOWING HEIGHT SHALL BE MAINTAINED AT NO LESS THAN 3".

THE MOWING OPERATION INCLUDES TRIMMING AROUND ALL OBSTACLES, RAKING EXCESSIVE GRASS CLIPPINGS AND REMOVING DEBRIS FROM WALKS, CURBS, AND PARKING AREAS. CAUTION: WEED EATERS SHOULD NOT BE USED AROUND TREES BECAUSE OF POTENTIAL DAMAGE TO THE BARK.

EDGING

EDGING OF ALL SIDEWALKS, CURBS AND OTHER PAVED AREAS SHALL BE PERFORMED ONCE EVERY OTHER MOWING. DEBRIS FROM THE EDGING OPERATIONS SHALL BE REMOVED AND THE AREAS SWEEP CLEAN. CAUTION SHALL BE USED TO AVOID FLYING DEBRIS.

LIMING & FERTILIZING

A SOIL TEST SHALL BE TAKEN TO DETERMINE WHETHER AN APPLICATION OF LIMESTONE IN LATE FALL IS NECESSARY. IF LIMESTONE IS REQUIRED, THE LANDSCAPE CONTRACTOR SHALL SPECIFY THE RATE, OBTAIN APPROVAL FROM THE OWNER AND APPLY IT AT AN ADDITIONAL COST. A UNIT PRICE FOR LIMING OF TURF SHALL ACCOMPANY THE BID BASED ON A RATE OF 50 POUNDS PER 1000 SQUARE FEET.

FERTILIZER SHALL BE APPLIED IN AREAS BASED ON THE EXISTING TURF SPECIES.

LAWN WEED CONTROL- HERBICIDES

SELECTION AND PROPER USE OF HERBICIDES SHALL BE THE LANDSCAPE CONTRACTOR'S RESPONSIBILITY. ALL CHEMICAL APPLICATIONS SHALL BE PERFORMED UNDER THE SUPERVISION OF A LICENSED CERTIFIED APPLICATOR. READ THE LABEL PRIOR TO APPLYING ANY CHEMICAL.

INSECT & DISEASE CONTROL FOR TURF

THE CONTRACTOR SHALL BE RESPONSIBLE FOR MONITORING THE SITE CONDITIONS ON EACH VISIT TO DETERMINE IF ANY INSECT PEST OR DISEASE PROBLEMS EXIST. THE CONTRACTOR SHALL IDENTIFY THE INSECT PEST OR DISEASE AS WELL AS THE HOST PLANT, AND THEN CONSULT THE MOST CURRENT EDITION OF THE COOPERATIVE EXTENSION SERVICE'S "COMMERCIAL INSECTICIDE RECOMMENDATION FOR TURF" FOR CONTROL. THE LICENSED APPLICATOR SHALL BE FAMILIAR WITH THE LABEL PROVIDED FOR THE SELECTED PRODUCT PRIOR TO APPLICATION.

INSPECTION AND TREATMENT TO CONTROL INSECT PESTS SHALL BE INCLUDED IN THE CONTRACT PRICE.

TREES, SHRUBS, & GROUND COVER

PRUNING

ALL ORNAMENTAL TREES, SHRUBS AND GROUND COVER SHALL BE PRUNED WHEN APPROPRIATE TO REMOVE DEAD OR DAMAGED BRANCHES. DEVELOP THE NATURAL SHAPE. DO NOT SHEAR TREES OR SHRUBS. IF PREVIOUS MAINTENANCE PRACTICE HAS BEEN TO SHEAR AND BALL, THEN A NATURAL SHAPE WILL BE RESTORED GRADUALLY.

PRUNING GUIDELINES:

1. PRUNE THOSE THAT FLOWER BEFORE THE END OF JUNE IMMEDIATELY AFTER FLOWERING. FLOWER BUDS DEVELOP DURING THE PREVIOUS GROWING SEASON. FALL, WINTER OR SPRING PRUNING WOULD REDUCE THE SPRING FLOWERING DISPLAY.
2. PRUNE THOSE THAT FLOWER IN SUMMER OR AUTUMN IN WINTER OR SPRING BEFORE NEW GROWTH BEGINS, SINCE THESE PLANTS DEVELOP FLOWERS ON NEW GROWTH.

3. DELAY PRUNING PLANTS GROWN FOR ORNAMENTAL FRUITS, SUCH AS COTONEASTERS, PYRACANTHAS AND VIBURNUMS.
4. HOLLIES AND OTHER EVERGREENS MAY BE PRUNED DURING WINTER IN ORDER TO USE THEIR BRANCHES FOR SEASONAL DECORATION. HOWEVER, SEVERE PRUNING OF EVERGREENS SHOULD BE DONE IN EARLY SPRING ONLY.
5. BROAD-LEAF EVERGREEN SHRUBS SHALL BE HAND-PRUNED TO MAINTAIN THEIR NATURAL APPEARANCE AFTER THE NEW GROWTH HARDENS OFF.
6. HEDGES OR SHRUBS THAT REQUIRE SHEARING TO MAINTAIN A FORMAL APPEARANCE SHALL BE PRUNED AS REQUIRED. DEAD WOOD SHALL BE REMOVED FROM SHEARED PLANTS BEFORE THE FIRST SHEARING OF THE SEASON.
7. CONFERS SHALL BE PRUNED, IF REQUIRED, ACCORDING TO THEIR GENUS.
 - 7.1. WEEDS, JUNIPERS, HEMLOCKS, ARBORVITAE, AND FALSE-CYPRESS MAY BE PRUNED AFTER NEW GROWTH HAS HARDENED OFF IN LATE SUMMER. IF SEVERE PRUNING IS NECESSARY, IT MUST BE DONE IN EARLY SPRING.
 - 7.2. FIRS AND SPRUCES MAY BE LIGHTLY PRUNED IN LATE SUMMER, FALL, OR WINTER AFTER COMPLETING GROWTH. LEAVE SIDE BUDS. NEVER CUT CENTRAL LEADER.
 - 7.3. PINES MAY BE LIGHTLY PRUNED IN EARLY JUNE BY REDUCING CANDLES.
8. GROUNDCOVER SHALL BE PRUNED AS NEEDED TO CONTAIN IT WITHIN ITS BORDERS.
9. THINNING- REMOVE BRANCHES AND WATER SPROUTS BY CUTTING THEM BACK TO THEIR POINT OF ORIGIN ON PARENT STEMS. THIS METHOD RESULTS IN A MORE OPEN PLANT, WITHOUT STIMULATING EXCESSIVE GROWTH. THINNING IS USED ON CREPE MYRTLES, LILACS, VIBURNUMS, SMOKE BUSH, ETC.
10. SEVERAL PRUNING METHODS ARE USED TO REMOVE OLDEST BRANCHES OF SHRUB AT GROUND, LEAVING THE YOUNGER, MORE VIGOROUS BRANCHES TO DEVELOP. THESE METHODS INCLUDE: OVERGROWN PLANTS, THIS METHOD MAY BE BEST DONE OVER A THREE-YEAR PERIOD. RENEWAL PRUNING MAY BE USED ON ABELIA, FORSYTHIA, DEUTZIA, SPIREA, ETC.

PLANTS OVERHANGING PASSAGEWAYS AND PARKING AREAS AND DAMAGED PLANTS SHALL BE PRUNED AS NEEDED.

SHADE TREES THAT CANNOT BE ADEQUATELY PRUNED FROM THE GROUND SHALL NOT BE INCLUDED IN THE MAINTENANCE CONTRACT. A CERTIFIED ARBORIST UNDER A SEPARATE CONTRACT SHALL PERFORM THIS TYPE OF WORK.

SPRING CLEANUP

PLANT BEDS SHALL RECEIVE A GENERAL CLEANUP BEFORE FERTILIZING AND MULCHING. CLEANUP INCLUDES REMOVING DEBRIS AND TRASH FROM BEDS AND CUTTING BACK HERBACEOUS PERENNIALS LEFT STANDING THROUGH WINTER, E.G. ORNAMENTAL GRASSES, SEDUM AUTUMN JOY.

FERTILIZING

FOR TREES, THE RATE OF FERTILIZATION DEPENDS ON THE TREE SPECIES, TREE VIGOR, AREA AVAILABLE FOR FERTILIZATION, AND GROWTH STAGE OF THE TREE. MATURE SPECIMENS BENEFIT FROM FERTILIZATION EVERY 3 TO 4 YEARS; YOUNGER TREES SHALL BE FERTILIZED MORE OFTEN DURING RAPID GROWTH STAGES.

THE CURRENT RECOMMENDATION IS BASED ON THE RATE OF 1000 SQUARE FEET OF AREA UNDER THE TREE TO BE FERTILIZED. FOR DECIDUOUS TREES, 2 TO 6 POUNDS OF NITROGEN PER 1000 SQUARE FEET; FOR NARROW-LEAF EVERGREENS, 1 TO 4 POUNDS OF NITROGEN PER 1000 SQUARE FEET; FOR BROAD-LEAF EVERGREENS, 1 TO 3 POUNDS OF NITROGEN PER 1000 SQUARE FEET.

SHRUBS AND GROUNDCOVER SHALL BE TOP-DRESSED WITH COMPOST 1" DEEP, OR FERTILIZED ONCE IN MARCH WITH 10-64 ANALYSIS FERTILIZER AT THE RATE OF 3 POUNDS PER 100 SQUARE FEET OF BED AREA. ERICACEOUS MATERIAL SHALL BE FERTILIZED WITH AN ERICACEOUS FERTILIZER AT THE MANUFACTURER'S RECOMMENDATION RATE. IF PLANTS ARE GROWING POORLY, A SOIL SAMPLE SHOULD BE TAKEN.

MULCHING

ANNUALLY, ALL TREE AND SHRUB BEDS WILL BE PREPARED AND MULCHED,