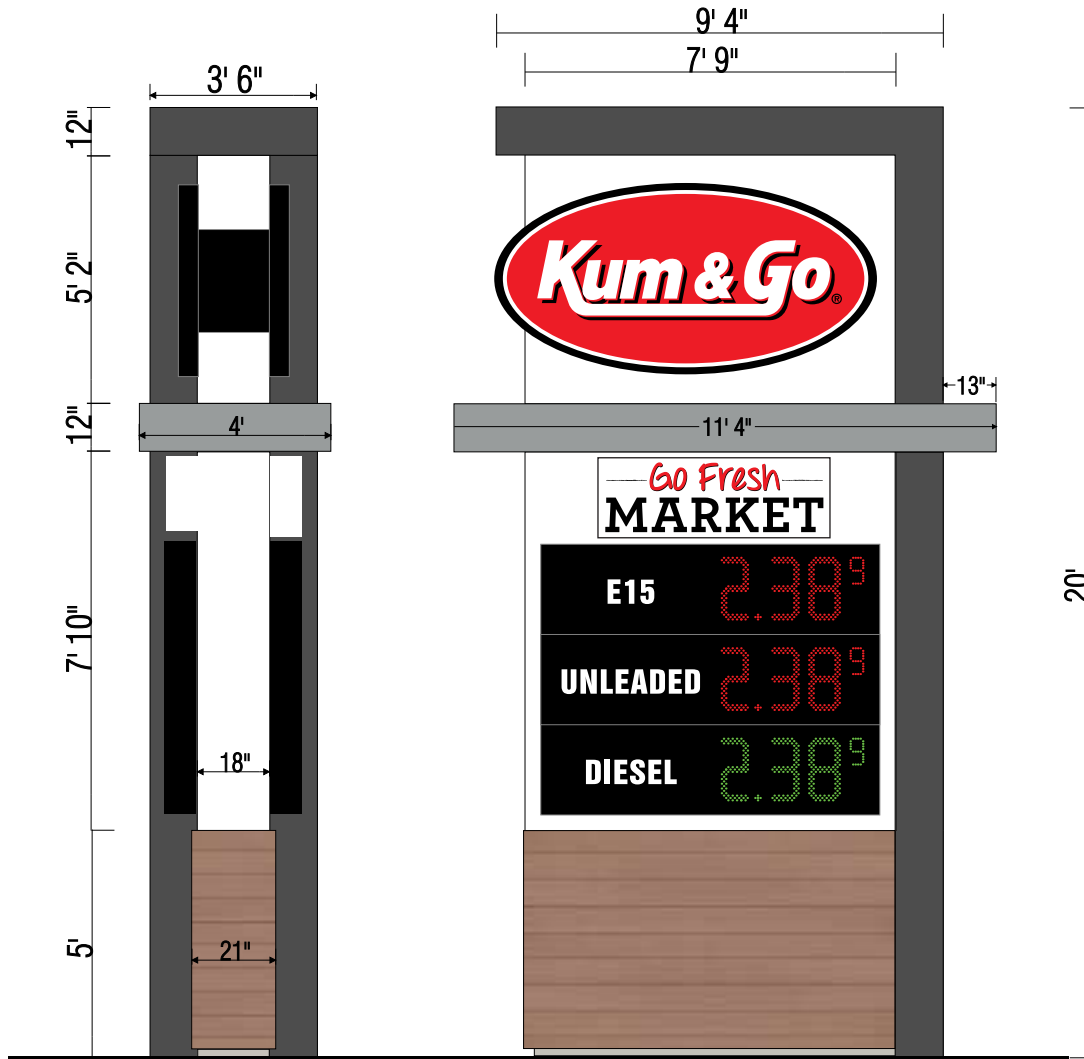




20' MONUMENT

Include summary of square footage of the total allowed signage and existing and proposed signage for all signs on the property, ensure sign size is in accordance with EPC LDC 6.2.10



4' X 8' KUM & GO - AREA: 25.12 SQ FT
1' 8" X 4' 10" GO FRESH MARKET - AREA: 8.05 SQ FT
5' 7 5/8" X 7' 1" GAS PRICE SIGN - AREA: 39.92 SQ FT

73.09 SQ. FT. TOTAL

Include statement that the illuminated signs will comply with the sign illumination requirements per EPC LDC 6.2.10



1225 North Lansing Avenue
Tulsa, Oklahoma 74106
ph: 918.587.7171
fax: 918.587.7176
web: cnfsigns.com

PROJECT/CLIENT NAME:
KUM & GO #2232
LOCATION:
El Paso County, CO


ACCOUNT EXECUTIVE:
TERRY HOWARD
DATE OF ORIGINAL DWG:
APRIL 14, 2022

SIGN TYPE/DESCRIPTION:
20' MONUMENT SIGN
REVISION HISTORY:

SHEET NAME:
KG-20.0



3' x 6' OVAL CANOPY SIGN



Include summary of square footage of the total allowed signage and existing and proposed signage for all signs on the property, ensure sign size is in accordance with EPC LDC 6.2.10

A - HEIGHT	B - WIDTH	AREA	AREA
3 FT	6 FT	14.4 SQ FT	18 SQ FT

TYPICAL CONSTRUCTION OF KUM & GO FLEX FACE OVAL:

- FLEX FACE WITH DIGITAL PRINT UV Coating
- ALUMINUM CABINET BLEED FACE RETAINER PAINTED BLACK
- INTERNAL LED ILLUMINATION UL WIRED



5' x 9' GO FRESH BUILDING SIGN



A - HEIGHT	B - WIDTH	AREA
5 FT	9 FT	45


Include summary of square footage of the total allowed signage and existing and proposed signage for all signs on the property, ensure sign size is in accordance with EPC LDC 6.2.10

TYPICAL CONSTRUCTION OF MARKET FRESH SIGNS:
<ul style="list-style-type: none"> ▪ FLEX FACE WITH DIGITAL PRINT UV Coating ▪ ALUMINUM CABINET BLEED FACE RETAINER PAINTED BLACK ▪ INTERNAL LED ILLUMINATION UL WIRED ▪ PMS 200 (RED)





6' x 12' OVAL WALL SIGN



OVAL MEASUREMENTS & SQUARE FOOTAGES

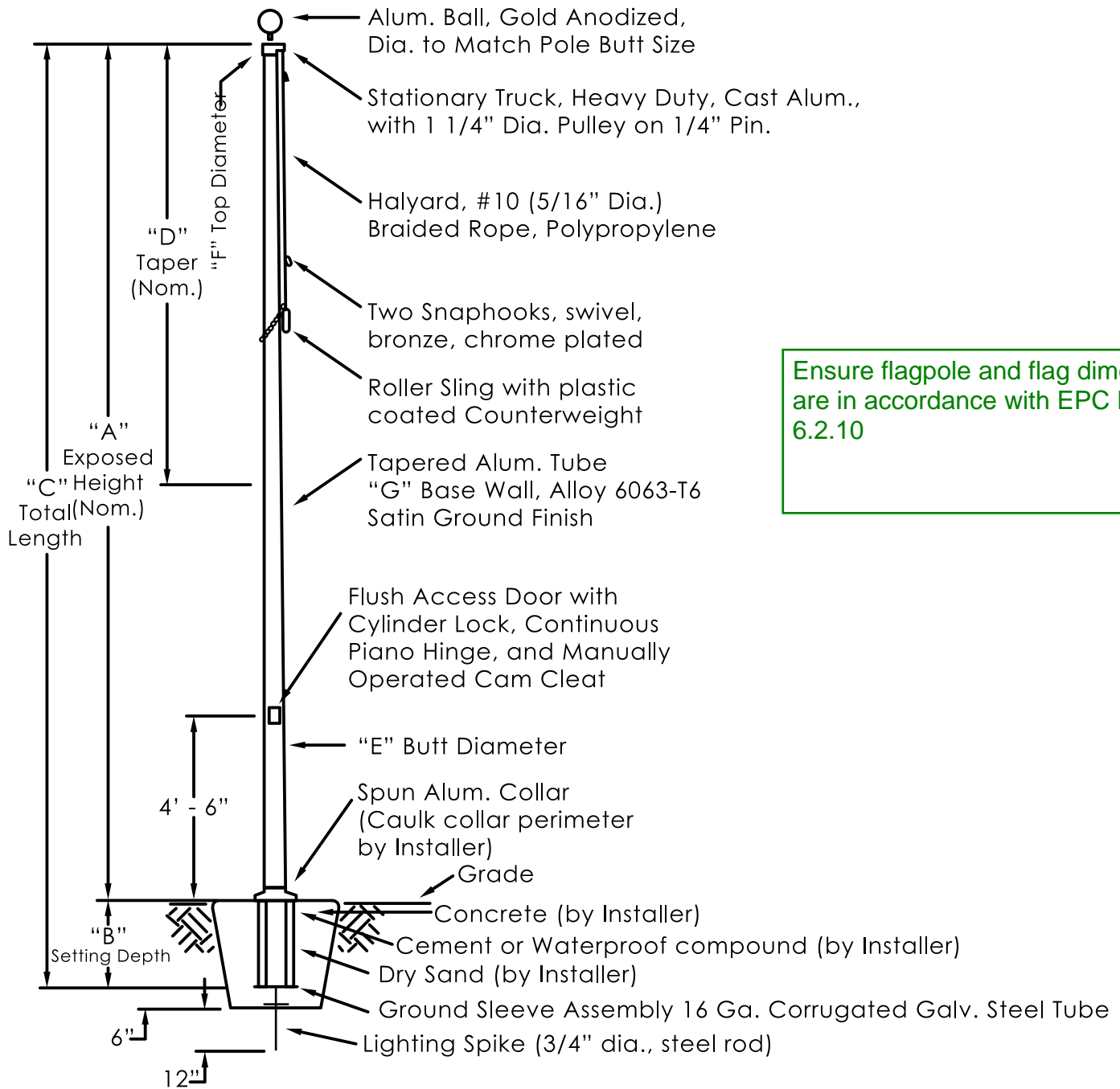
A - HEIGHT	B - WIDTH	AREA	AREA
6 FT	12 FT	56.52 SQ FT	72 SQ FT

Include summary of square footage of the total allowed signage and existing and proposed signage for all signs on the property, ensure sign size is in accordance with EPC LDC 6.2.10

TYPICAL CONSTRUCTION:

- FLEX FACE WITH DIGITAL PRINT UV Coating
- ALUMINUM CABINET BLEED FACE RETAINER PAINTED BLACK
- INTERNAL LED ILLUMINATION UL WIRED
- PMS 200 (RED)

40' FLAG POLE w/ FLAG



Ensure flagpole and flag dimensions are in accordance with EPC LDC 6.2.10

A	B	C	D	E	F	G
40 FT	4 FT	44 FT	19 FT 3 IN	7 IN	3.5 IN	.156 IN

FLAG POLE HEIGHT	FLAG SIZE
40 FT	8 FT X 12 FT