



1 SITE PLAN
 A1.0 SCALE: 1" = 40'-0"
 N →

GENERAL NOTES:
 1. CHANGES TO EXISTING STRUCTURE FOLLOW 2015 RBC GUIDELINES.
 2. GENERAL CONTRACTOR TO FIELD VERIFY ALL DIMENSIONS.



CLASS A1 GENERAL CONTRACTOR
 BLUE RIDGE CONTRACTORS, INC.
 575 VALLEY STREET UNIT 9
 COLORADO SPRINGS, CO 80915
 WWW.BLUERIDGECCOLORADO.COM
 (719)243-1374

BUILDERS FIRST SOURCE
 720 PADNIA
 COLORADO SPRINGS,
 CO 80915



BLUE RIDGE DRAFTING & DESIGN
 CHUCKWM.BLUERIDGE@GMAIL.COM
 WWW.BLUERIDGECCOLORADO.COM
 (719)494-6188

PROJECT:
 SITE PLAN-
 BUILDERS FIRST SOURCE

DRAWN BY:
 CHARLES WINEMILLER

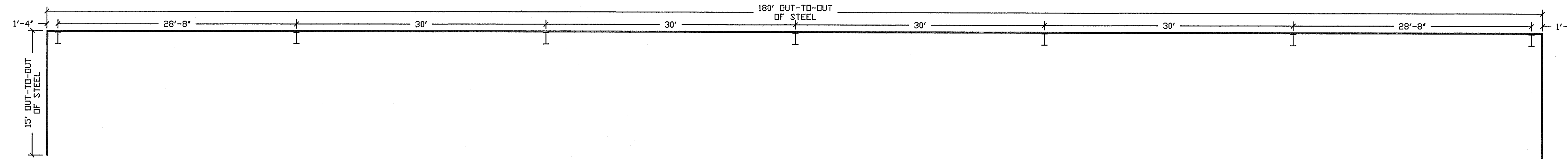
DATE:
 08/26/2022 SCALE:
 AS NOTED

SHEET NO.
A1.0

CODE INFORMATION:

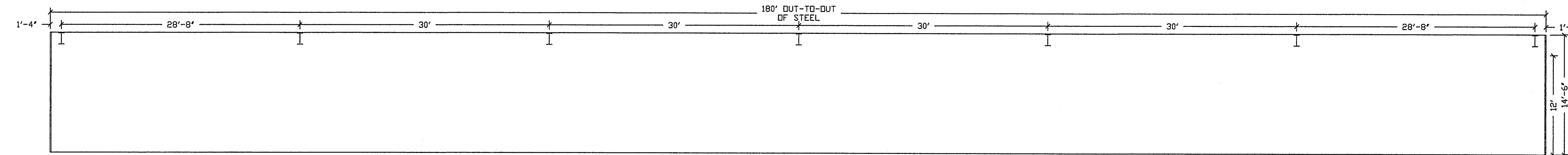
APPLICABLE BUILDING CODES: 2015 IBC & IMC, 2018 IPC, 2017 NEC & 2015 IECC
 2009 ANSI A117.1 AND 2017 PPRBC
 BUILDING DATA: NEW 2,700 SF STORAGE SHED BUILDING
 OCCUPANCY: S-1 - IBC, SECTION 311.2
 S-1 = STORAGE BUILDING
 OCCUPANCY SEPARATIONS - IBC TABLE 508.4
 NONE REQUIRED
 CONSTRUCTION TYPE - IBC TABLE 602.2
 TYPE V B CONSTRUCTION, NOT FIRE SPRINKLERED
 ALLOWABLE AREA & HEIGHT - IBC TABLE 506.2 & SECTION 506.2.1
 S-1 OCCUPANCY, TYPE V B = 5,500 SQ. FT. FROM TABLE 506.2
 ALLOWABLE HEIGHT - IBC TABLE 504.3
 MAXIMUM BUILDING HEIGHT = ONE STORY AND 40'-0"
 ACTUAL HEIGHT - 1 STORY
 BUILDING EAVE HEIGHT = 14'-6"
 OCCUPANT LOAD - IBC TABLE 1004.1.2
 STORAGE BUILDING = 2,700 SQ. FT. / 500 = 5 OCCUPANTS
 EXITING REQUIRED - IBC, TABLE 1006.3.1
 STORAGE BUILDING WITH 5 OCCUPANTS REQUIRES 1 EXIT
 SECTION 1006.2.1 - COMMON PATH OF TRAVEL SHALL NOT EXCEED 75 FT.
 TABLE 1017.2 - EXIT ACCESS TRAVEL DISTANCE SHALL NOT EXCEED 200 FEET FOR A NON-SPRINKLERED S-1 OCCUPANCY
 EXITING - PROVIDED
 OPEN SHED ON 180'-0" LONG WALL
 FIRE RESISTANCE: IBC, TABLE 601
 FIRE RESISTANCE OF BUILDING ELEMENTS, IBC TABLE 601, TYPE V B CONSTRUCTION
 BEARING WALLS - 0 HOURS
 NON-BEARING WALLS - 0 HOURS
 STRUCTURAL FRAME - 0 HOURS
 PARTITIONS - 0 HOURS
 ASSEMBLIES OF FLOOR, CEILINGS OR ROOF - 0 HOURS
 PROTECTION OF EXTERIOR WALLS AND OPENINGS, IBC TABLE 602
 TYPE V B CONSTRUCTION AND U OCCUPANCY BETWEEN 10 AND 30 FEET WALL RATING IS ZERO.
 TOILET ROOM REQUIREMENTS
 NOT APPLICABLE:
 TOILETS LOCATED IN MAIN BUILDING THAT IS WITHIN 500 FEET OF THIS NEW BUILDING.

NOTE:
SEE ENGINEERING FOR
BUILDING DETAILS



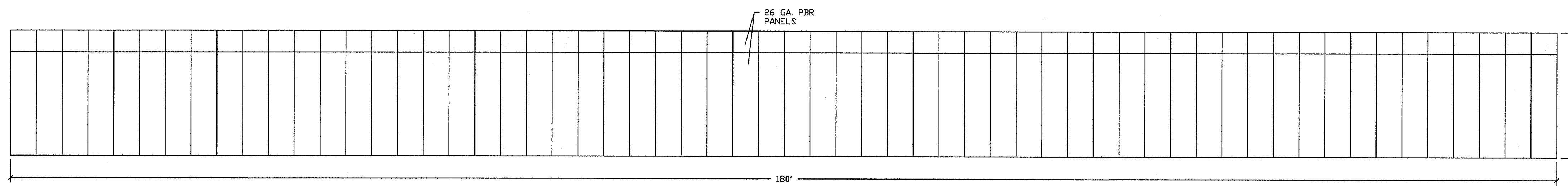
1 FLOOR PLAN
A1.1 SCALE: 1/8" = 1'-0"

NOTE:
SEE ENGINEERING FOR
BUILDING DETAILS



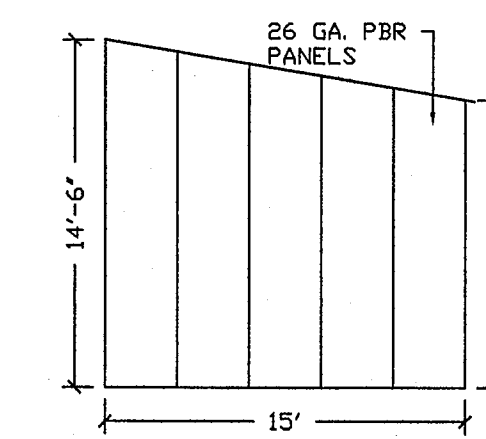
2 FRONT ELEVATION
A1.1 SCALE: 1/8" = 1'-0"

NOTE:
SEE ENGINEERING FOR
BUILDING DETAILS



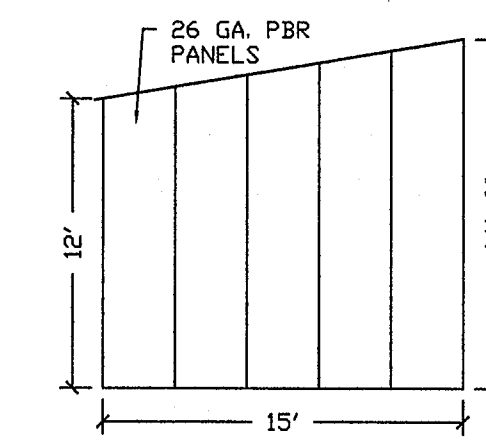
4 REAR ELEVATION
A1.1 SCALE: 1/8" = 1'-0"

NOTE:
SEE ENGINEERING FOR
BUILDING DETAILS





3 LEFT ELEVATION
A1.1 SCALE: 1/8" = 1'-0"

NOTE:
SEE ENGINEERING FOR
BUILDING DETAILS



5 RIGHT ELEVATION
A1.1 SCALE: 1/8" = 1'-0"

GENERAL NOTES:
1. CHANGES TO EXISTING
STRUCTURE FOLLOW 2015
RBC GUIDELINES.
2. GENERAL CONTRACTOR TO
FIELD VERIFY ALL DIMENSIONS.



Blue Ridge
CONTRACTORS, INC.

CLASS A1 GENERAL CONTRACTOR
BLUE RIDGE CONTRACTORS INC.
575 VALLEY STREET UNIT 9
COLORADO SPRINGS, CO 80915
WWW.BLUERIDGECOLORADO.COM
719)243-1374

BUILDERS FIRST
SOURCE
720 PADONIA
COLORADO SPRINGS,
CO 80915



BLUE RIDGE DRAFTING & DESIGN
CHUCKVM.BLUERIDGE@GMAIL.COM
WWW.BLUERIDGECOLORADO.COM
719)494-6188


PROJECT:
ELEVATIONS-
BUILDERS FIRST SOURCE

DRAWN BY:
CHARLES WINEMILLER

DATE: 08/26/2022 SCALE:
AS NOTED


SHEET NO.
A1.1

GENERAL NOTES:
 1. CHANGES TO EXISTING STRUCTURE FOLLOW 2015 RBC GUIDELINES.
 2. GENERAL CONTRACTOR TO FIELD VERIFY ALL DIMENSIONS.



CLASS A1 GENERAL CONTRACTOR
 BLUE RIDGE CONTRACTORS INC.
 575 VALLEY STREET UNIT 9
 COLORADO SPRINGS, CO 80915
 WWW.BLUERIDGECOLORADO.COM
 (719)243-1374

BUILDERS FIRST SOURCE
 720 PADNIA
 COLORADO SPRINGS,
 CO 80915



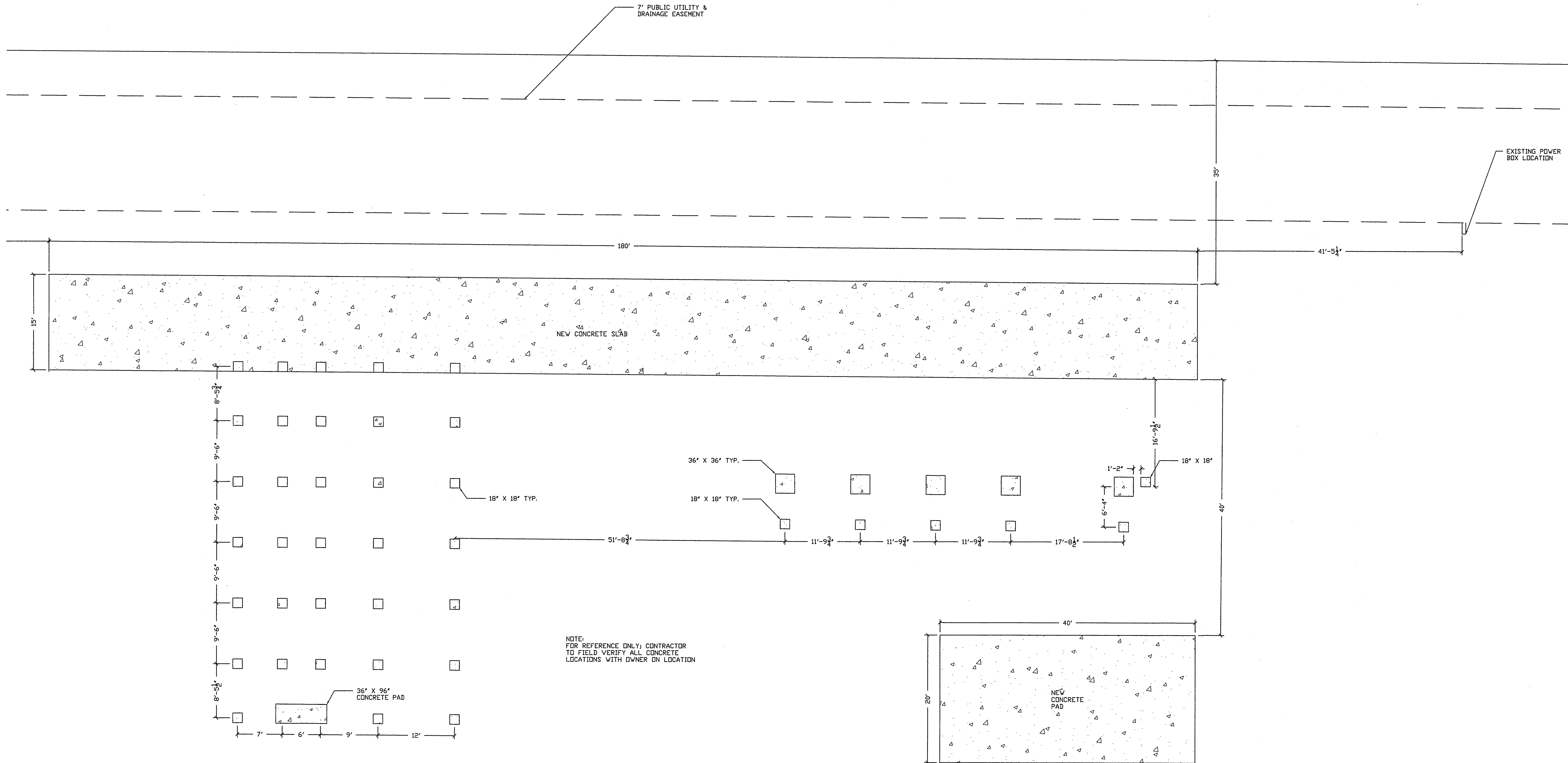
BLUE RIDGE DRAFTING & DESIGN
 CHUCKWM.BLUERIDGE@GMAIL.COM
 WWW.BLUERIDGECOLORADO.COM
 (719)494-6188

PROJECT:
 DETAILS-
 BUILDERS FIRST SOURCE

DRAWN BY:
 CHARLES WINEMILLER

DATE:
 08/26/2022 SCALE:
 AS NOTED

SHEET NO.
A1.2



1 NEW CONCRETE PADS
 A1.2 SCALE: 1" = 20'-0"

