LYON, RICHIE, 11/11/2026 10:40 AM

CHURCH AT BENT GRASS MEADOWS
SITE DEVELOPMENT PLAN

A PORTION OF SECTION 01 (SE 1/4 OF NE 1/4) AND A PORTION OF LOT 1 SECTION 01, TOWNSHIP 13 SOUTH, RANGE 65 WEST OF THE SIXTH PRINCIPAL MERIDIAN, COUNTY OF EL PASO, STATE OF COLORADO

LEGAL DESCRIPTION:

LOT 1, CHURCH AT BENT GRASS MEADOWS, COUNTY OF EL PASO, STATE OF COLORADO.

SITE DEVELOPMENT PLAN SUMMARY:

PROPERTY ADDRESS:	8650 BENT GRASS MEADOWS DRIVE, FALCON, CO 80831
PARCEL NUMBER:	_____
PROPERTY AREA:	TOTAL: 363,253.41 SF (8.339 AC)
ZONING:	CS
CURRENT USE:	GRAZING / VACANT
PROPOSED USE:	RELIGIOUS INSTITUTION
PROPOSED TOTAL GROSS BUILDING AREA:	39,993 SF
PROPOSED LOT AREA COVERAGE:	4.872 AC. PAVEMENT (58.4%) 0.918 AC. ROOF (11.0%) 2.549 AC. OPEN SPACE / LANDSCAPING (INCL. POND) (30.6%)
EXISTING PERCENT IMPERVIOUSNESS:	0.0%
PROPOSED PERCENT IMPERVIOUSNESS:	(0.92 AC. x 90% + 5.13 AC. x 100% + 2.52 AC. x 0%) / 8.58 AC. = 69.5%
FLOODPLAIN STATEMENT:	ZONE X (MAP NO. 08041C0553G, DATED DECEMBER 7, 2018) PER THIS MAP THE SITE IS NOT LOCATED WITHIN A FLOODPLAIN
TYPE OF CONSTRUCTION:	TYPE IIB
FIRE SYSTEM:	SPRINKLER PER NFPA 13
MAXIMUM BUILDING HEIGHT:	45'
NEW BUILDING STRUCTURAL HEIGHT:	32'-6"
FRONT SETBACK (EAST):	25.0'
SIDE SETBACK (NORTH):	25.0'
REAR SETBACK (WEST/SOUTH):	25.0'
SCOPE OF WORK:	PROPOSED BUILDING (39,993 SF) FOR RELIGIOUS INSTITUTION (CHURCH FACILITY) SITE PARKING LOT, LANDSCAPING, PVT. POND FACILITY, PUB. R.O.W. IMPROVEMENTS TO BENT GRASS MEADOWS DRIVE
CONSTRUCTION:	SUMMER 2027
STABILIZATION:	WINTER 2028

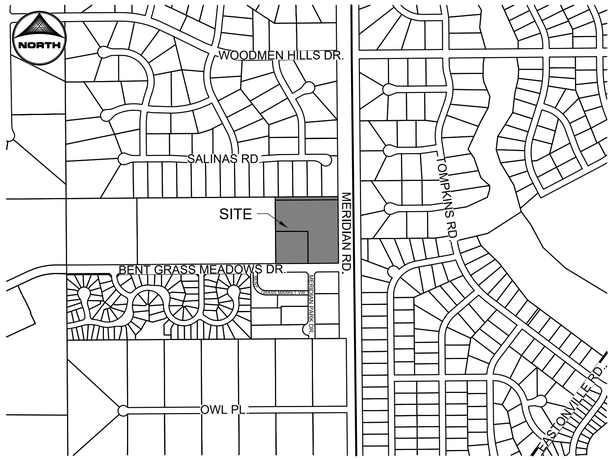

VICINITY MAP
SCALE: 1-1/2" = 1000'

SHEET INDEX:

1 - COVER
2 - SITE DEVELOPMENT PLAN
3 - PRELIMINARY UTILITY PLAN
4 - EMERGENCY ACCESS PLAN
5 - SITE DETAILS
7 - LANDSCAPE COVER
8 - OVERALL LANDSCAPE PLAN
9 - LANDSCAPE ENLARGEMENT 1
10 - LANDSCAPE ENLARGEMENT 2
11 - LANDSCAPE ENLARGEMENT 3
12 - LANDSCAPE DETAILS
13 - ELECTRICAL LEGEND
14 - ELECTRICAL SITE PLAN
15 - PHOTOMETRICS SITE PLAN
16 - PHOTOMETRICS DETAILS
17 - PHOTOMETRICS DETAILS
18 - PHOTOMETRICS DETAILS
19 - FLOOR PLAN
20 - ARCHITECTURAL ELEVATIONS

PROJECT CONTACTS:

OWNER/DEVELOPER
FAL REALTY, LLC.
EMAIL: INFO@SEED.SERVICES

APPLICANT/OWNER'S REPRESENTATIVE
HR GREEN DEVELOPMENT, LLC.
1975 RESEARCH PKWY SUITE 160
COLORADO SPRINGS, CO 80921
TELE: (719) 394-2435
ATTN: BLAINE PERKINS
EMAIL: BLAINE.PERKINS@HRGREEN.COM

CIVIL ENGINEER
HR GREEN DEVELOPMENT, LLC.
1975 RESEARCH PKWY SUITE 160
COLORADO SPRINGS, CO 80921
TELE: (719) 394-2435
ATTN: RICHIE LYON, P.E.
EMAIL: RICHIE.LYON@HRGREEN.COM

PLANNING & LANDSCAPE ARCHITECTURE:
HR GREEN DEVELOPMENT, LLC.
1975 RESEARCH PKWY SUITE 160
COLORADO SPRINGS, CO 80921
TELE:(719) 394-2435
ATTN.: BLAINE PERKINS
EMAIL: BLAINE.PERKINS@HRGREEN.COM

GEOTECHNICAL ENGINEER
COMPANY: ENTECH ENGINEERING, INC
ADDRESS: 505 ELKTON DRIVE
COLORADO SPRINGS, CO 80907
TELE: (719) 531-5599
ATTN: JOE GOODE
EMAIL: JGOODE@ENTECH-ENGINEERING.COM

TRAFFIC ENGINEER
SM ROCHA,LLC.
8703 YATES DRIVE, STE 210
WESTMINSTER, CO 80031
TELE: (303) 458-9798
ATTN: MIKE ROCHA
EMAIL: MIKE@SMROCHA.COM

SURVEYOR
COMPASS SURVEYING & MAPPING, LLC
3253 WEST CAREFREE CIRCLE
COLORADO SPRINGS, CO 80917
TELE: (719) 354-4120
ATTN: MARK JOHANNES
EMAIL: @CSAMLLC.COM

PARKING SPACE CALCULATIONS								
AREA TYPE	# OF SEATS	PARKING SPACE:SEAT	REQUIRED SPACES	PROVIDED SPACES	ADA STANDARD STALLS REQ'D.	ADA VAN STALLS REQ'D	ADA STANDARD STALLS PROVIDED	ADA VAN STALLS PROVIDED
RELIGIOUS INSTITUTION	750	1:4	188	440	7	2	7	2

CONSTRUCTION SCHEDULE NOTE:

THE "NATURAL FEATURES AND WETLANDS REPORT" (2024) IDENTIFIES BLACK-TAILED PRAIRIE DOGS AND BURROWING OWLS AS SENSITIVE SPECIES OF CONCERN ON THIS SITE. THE START OF THE CONSTRUCTION SCHEDULE REFLECTS AN ANTICIPATED MIGRATION TIMEFRAME FOR THE BURROWING OWL.

GEOHAZARD NOTE:

PER THE AFFORMENTIONED GEOTECHNICAL REPORT BY ENTECH, NO GEOHAZARDS ARE IDENTIFIED ON THIS SITE

ADA DESIGN STANDARD NOTES

THE PARTIES RESPONSIBLE FOR THIS PLAN HAVE FAMILIARIZED THEMSELVES WITH ALL CURRENT ACCESSIBILITY CRITERIA AND SPECIFICATIONS AND THE PROPOSED PLAN REFLECTS ALL SITE ELEMENTS REQUIRED BY THE APPLICABLE ADA DESIGN STANDARDS AND GUIDELINES AS PUBLISHED BY THE UNITED STATES DEPARTMENT OF JUSTICE. APPROVAL OF THIS PLAN BY THE CITY OF COLORADO SPRINGS DOES NOT ASSURE COMPLIANCE WITH THE ADA OR ANY OTHER FEDERAL OR STATE ACCESSIBILITY LAWS OR ANY REGULATIONS OR GUIDELINES ENACTED OR PROMULGATED UNDER OR WITH RESPECT TO SUCH LAWS. SOLE RESPONSIBILITY FOR COMPLIANCE WITH FEDERAL AND STATE ACCESSIBILITY LAWS LIES WITH THE PROPERTY OWNER.

NOTES:

1. THE OWNER AGREES ON BEHALF OF HIM/HERSELF AND ANY DEVELOPER OR BUILDER SUCCESSORS AND ASSIGNEES THAT SUBDIVIDER AND/OR SAID SUCCESSORS AND ASSIGNS SHALL BE REQUIRED TO PAY TRAFFIC IMPACT FEES IN ACCORDANCE WITH THE EL PASO COUNTY ROAD IMPACT FEE PROGRAM RESOLUTION (RESOLUTION NO. 25-337), OR ANY AMENDMENTS THERETO, AT OR PRIOR TO THE TIME OF BUILDING PERMIT SUBMITTALS. THE FEE OBLIGATION, IF NOT PAID AT FINAL PLAT RECORDING, SHALL BE DOCUMENTED ON ALL SALES DOCUMENTS AND ON PLAT NOTES TO ENSURE THAT A TITLE SEARCH WOULD FIND THE FEE OBLIGATION BEFORE SALE OF THE PROPERTY.

PCD FILE NO.: PPR2622

DRAWN BY: CVW JOB DATE: 9/25/2026
APPROVED: RDL JOB NUMBER: 2403591
CAD DATE: 11/11/2026
CAD FILE: J:\2024\2403591\CAD\Dwgs\C\SDP\Cover

BAR IS ONE INCH ON OFFICIAL DRAWINGS. 0 1" IF NOT ONE INCH, ADJUST SCALE ACCORDINGLY.

NO.	DATE	BY	REVISION DESCRIPTION

HRGreen
HR GREEN - COLORADO SPRINGS
1975 RESEARCH PARKWAY SUITE 160
COLORADO SPRINGS, CO 80920
PHONE: 719.300.4140
FAX: 713.965.0044

CHURCH AT BENT GRASS MEADOWS
FAL REALTY, LLC.
FALCON, CO

SITE DEVELOPMENT PLAN
COVER

SHEET CV

1

HR GREEN Xrefs: xc-dsgn_2403591; xv-row_2403591; Vicinity_Map_Block; xref_Titleblock_2403591_SDP

LYON, RICHIE, 9/24/2026 9:46 AM

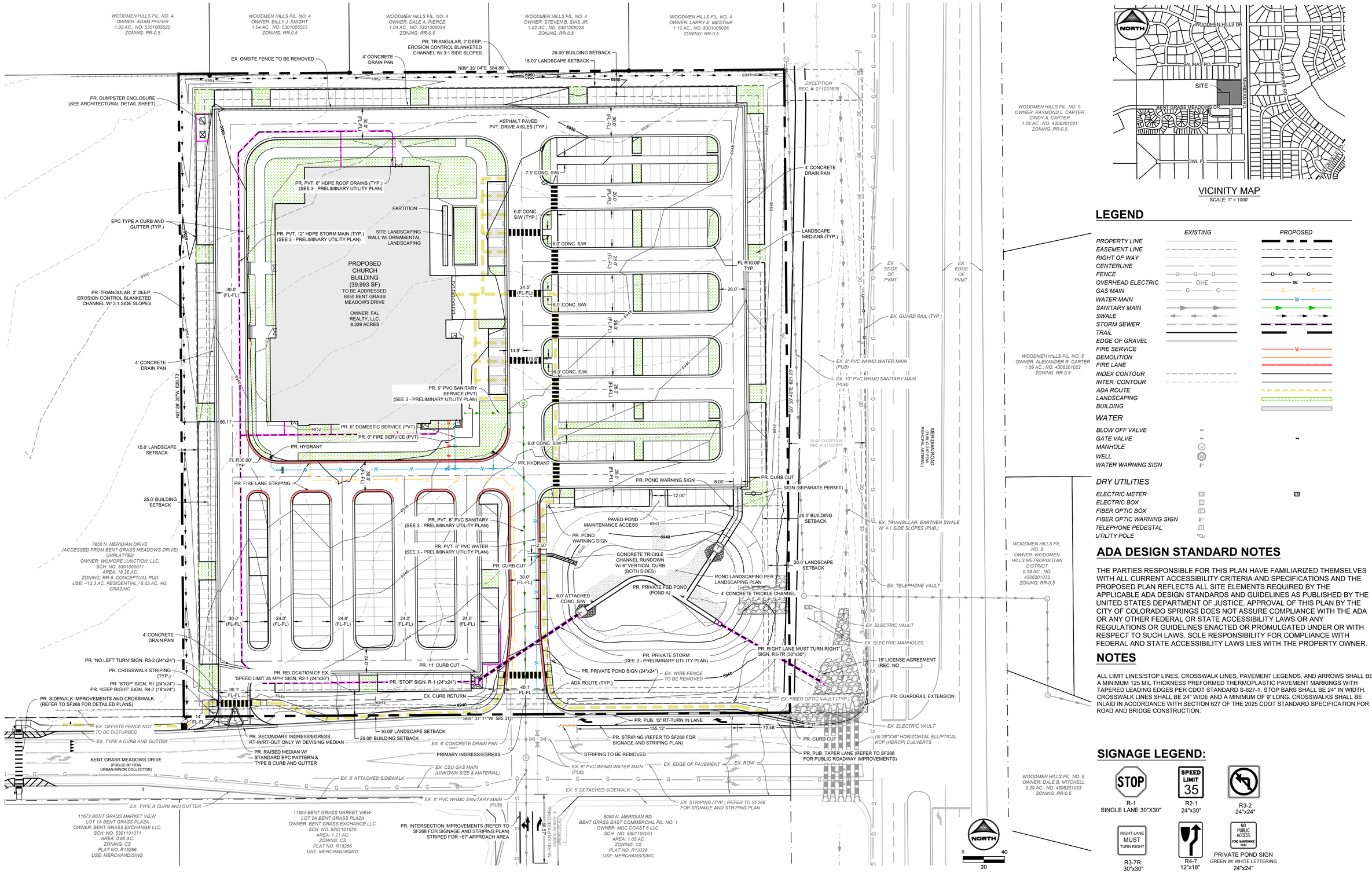

VICINITY MAP
SCALE: 1" = 1000'

LEGEND

	EXISTING	PROPOSED
PROPERTY LINE		
EASEMENT LINE		
RIGHT OF WAY		
CENTERLINE		
FENCE		
OVERHEAD ELECTRIC	OHE	OE
GAS MAIN	G G	G G
WATER MAIN		W
SANITARY MAIN		
SWALE		
STORM SEWER		
TRAIL		
EDGE OF GRAVEL		
FIRE SERVICE		W
DEMOLITION		
FIRE LANE		
INDEX CONTOUR		
INTER. CONTOUR		
ADA ROUTE		
LANDSCAPING		
BUILDING		

WATER

BLOW OFF VALVE
GATE VALVE
MANHOLE
WELL
WATER WARNING SIGN

DRY UTILITIES

ELECTRIC METER
ELECTRIC BOX
FIBER OPTIC BOX
FIBER OPTIC WARNING SIGN
TELEPHONE PEDESTAL
UTILITY POLE

ADA DESIGN STANDARD NOTES

THE PARTIES RESPONSIBLE FOR THIS PLAN HAVE FAMILIARIZED THEMSELVES WITH ALL CURRENT ACCESSIBILITY CRITERIA AND SPECIFICATIONS AND THE PROPOSED PLAN REFLECTS ALL SITE ELEMENTS REQUIRED BY THE APPLICABLE ADA DESIGN STANDARDS AND GUIDELINES AS PUBLISHED BY THE UNITED STATES DEPARTMENT OF JUSTICE. APPROVAL OF THIS PLAN BY THE CITY OF COLORADO SPRINGS DOES NOT ASSURE COMPLIANCE WITH THE ADA OR ANY OTHER FEDERAL OR STATE ACCESSIBILITY LAWS OR ANY REGULATIONS OR GUIDELINES ENACTED OR PROMULGATED UNDER OR WITH RESPECT TO SUCH LAWS. SOLE RESPONSIBILITY FOR COMPLIANCE WITH FEDERAL AND STATE ACCESSIBILITY LAWS LIES WITH THE PROPERTY OWNER.

NOTES

ALL LIMIT LINES/STOP LINES, CROSSWALK LINES, PAVEMENT LEGENDS, AND ARROWS SHALL BE A MINIMUM 125 MIL THICKNESS PREFORMED THERMOPLASTIC PAVEMENT MARKINGS WITH TAPERED LEADING EDGES PER CDOT STANDARD S-627-1. STOP BARS SHALL BE 24" IN WIDTH. CROSSWALK LINES SHALL BE 24" WIDE AND A MINIMUM OF 9' LONG. CROSSWALKS SHALL BE INLAID IN ACCORDANCE WITH SECTION 627 OF THE 2025 CDOT STANDARD SPECIFICATION FOR ROAD AND BRIDGE CONSTRUCTION.

SIGNAGE LEGEND:

R-1 SINGLE LANE 30"X30"
R2-1 24"x30"
R3-2 24"x24"
R3-7R 30"x30"
R4-7 12"x18"
PRIVATE POND SIGN GREEN W/ WHITE LETTERING 24"x24"

PCD FILE NO.: PPR2622

DRAWN BY: CVW	JOB DATE: 9/15/2026	BAR IS ONE INCH ON OFFICIAL DRAWINGS.	
APPROVED: RDL	JOB NUMBER: 2403591	0 1"	
CAD DATE: 9/24/2026		IF NOT ONE INCH, ADJUST SCALE ACCORDINGLY.	
CAD FILE: J:\2024\2403591\CAD\Dwgs\C\SDP\Site_Plan			

NO.	DATE	BY	REVISION DESCRIPTION

HRGreen
HR GREEN - COLORADO SPRINGS
1975 RESEARCH PARKWAY SUITE 160
COLORADO SPRINGS, CO 80920
PHONE: 719.300.4140
FAX: 713.965.0044

CHURCH AT BENT GRASS MEADOWS
FAL REALTY, LLC.
FALCON, CO

SITE DEVELOPMENT PLAN
SITE DEVELOPMENT PLAN

SHEET SDP 2

HR GREEN Xrefs: xc-dsgn_2403591; xv-row_2403591; Vicinity_Map_Block; xv-dsgn_2403591; xref_Titleblock_2403591_SDP; xv-util_2403591; xc-util_2403591

LYON, RICHIE, 9/24/2026 9:46 AM

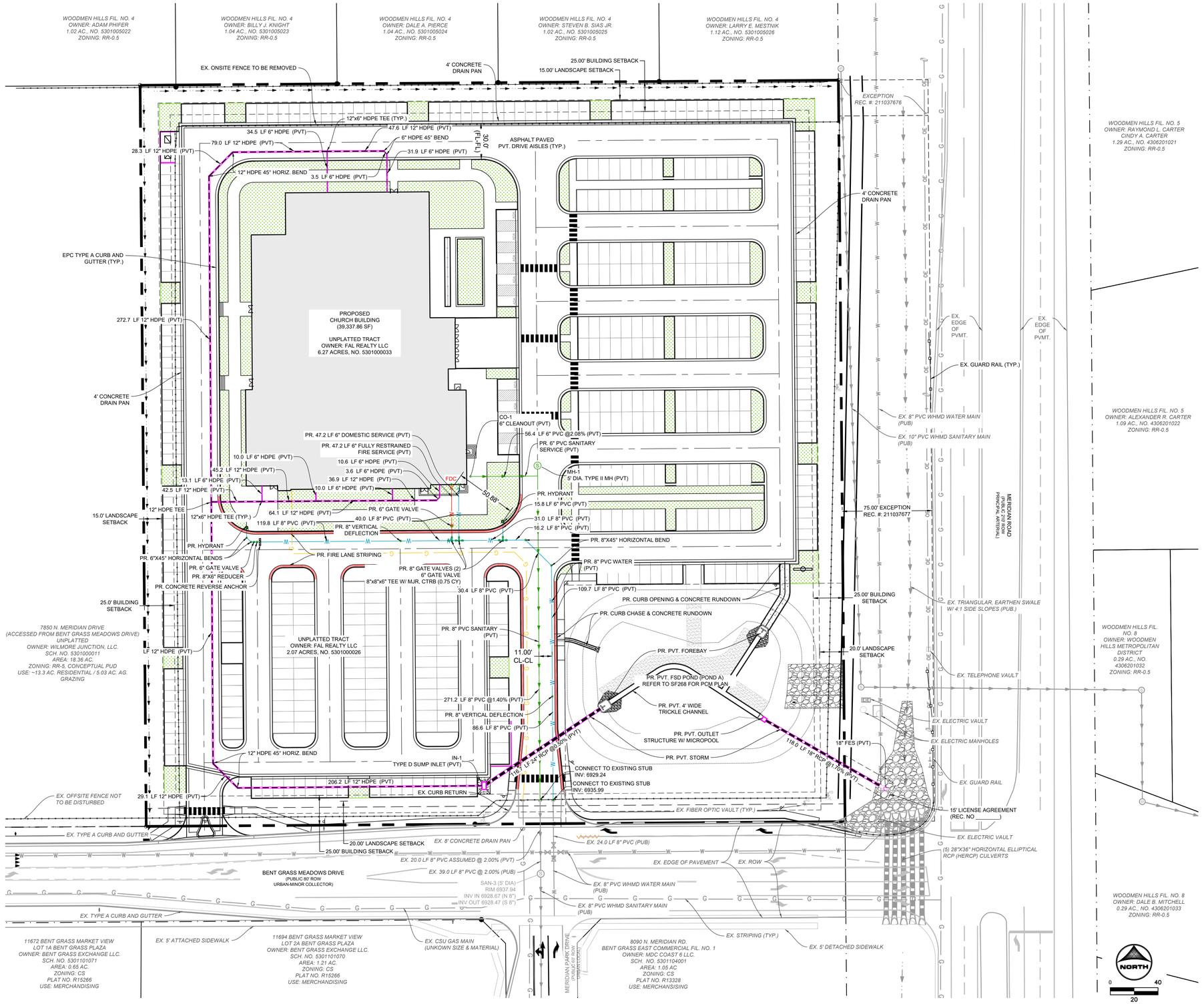

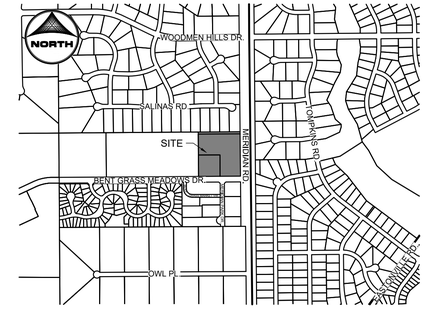

VICINITY MAP
SCALE: 1" = 1000'

LEGEND

	EXISTING	PROPOSED
PROPERTY LINE		
EASEMENT LINE		
RIGHT OF WAY		
CENTERLINE		
FENCE		
OVERHEAD ELECTRIC	OHE	OE
WATER MAIN		W
SANITARY MAIN		
GAS MAIN		
SWALE		
STORM SEWER		
TRAIL		
EDGE OF GRAVEL		
FIRE SERVICE		W
DEMOLITION		
FIRE LANE		
INDEX CONTOUR		
INTER. CONTOUR		
ADA ROUTE		
LANDSCAPING		
BUILDING		

WATER

BLOW OFF VALVE		
GATE VALVE		
MANHOLE	W	
WELL	W	
WATER WARNING SIGN		

DRY UTILITIES

ELECTRIC METER	M	M
ELECTRIC BOX	E	
FIBER OPTIC BOX	F	
FIBER OPTIC WARNING SIGN		
TELEPHONE PEDESTAL	T	
UTILITY POLE		

NOTES:
ALL UTILITIES ARE PROVIDED WITHIN THE PRIVATE SITE, OUTSIDE OF ROW. NO ROW WORK PROPOSED FOR UTIITIES OTHER THAN ELECTRIC. TO BE DESIGNED AND EXTENDED BY CSU.

PCD FILE NO.: PPR2622

DRAWN BY:	CVW
APPROVED:	RDL
CAD DATE:	9/24/2026
CAD FILE:	J:\2024\2403591\CAD\Dwgs\C\SDP\Utility_Plan
JOB DATE:	9/15/2026
JOB NUMBER:	2403591

BAR IS ONE INCH ON OFFICIAL DRAWINGS. 0 1"
IF NOT ONE INCH, ADJUST SCALE ACCORDINGLY.

NO.	DATE	BY	REVISION DESCRIPTION

HRGreen
HR GREEN - COLORADO SPRINGS
1975 RESEARCH PARKWAY SUITE 160
COLORADO SPRINGS, CO 80920
PHONE: 719.300.4140
FAX: 713.965.0044

CHURCH AT BENT GRASS MEADOWS
FAL REALTY, LLC.
FALCON, CO

SITE DEVELOPMENT PLAN
PRELIMINARY UTILITY PLAN

SHEET
UTP

3

HR GREEN Xrefs: xc-dsgn_2403591; xv-row_2403591; Vicinity_Map_Block; xv-dsgn_2403591; xref_Titleblock_2403591_SDP; xc-util_2403591; xv-util_2403591

LYON, RICHIE, 9/24/2026 9:46 AM

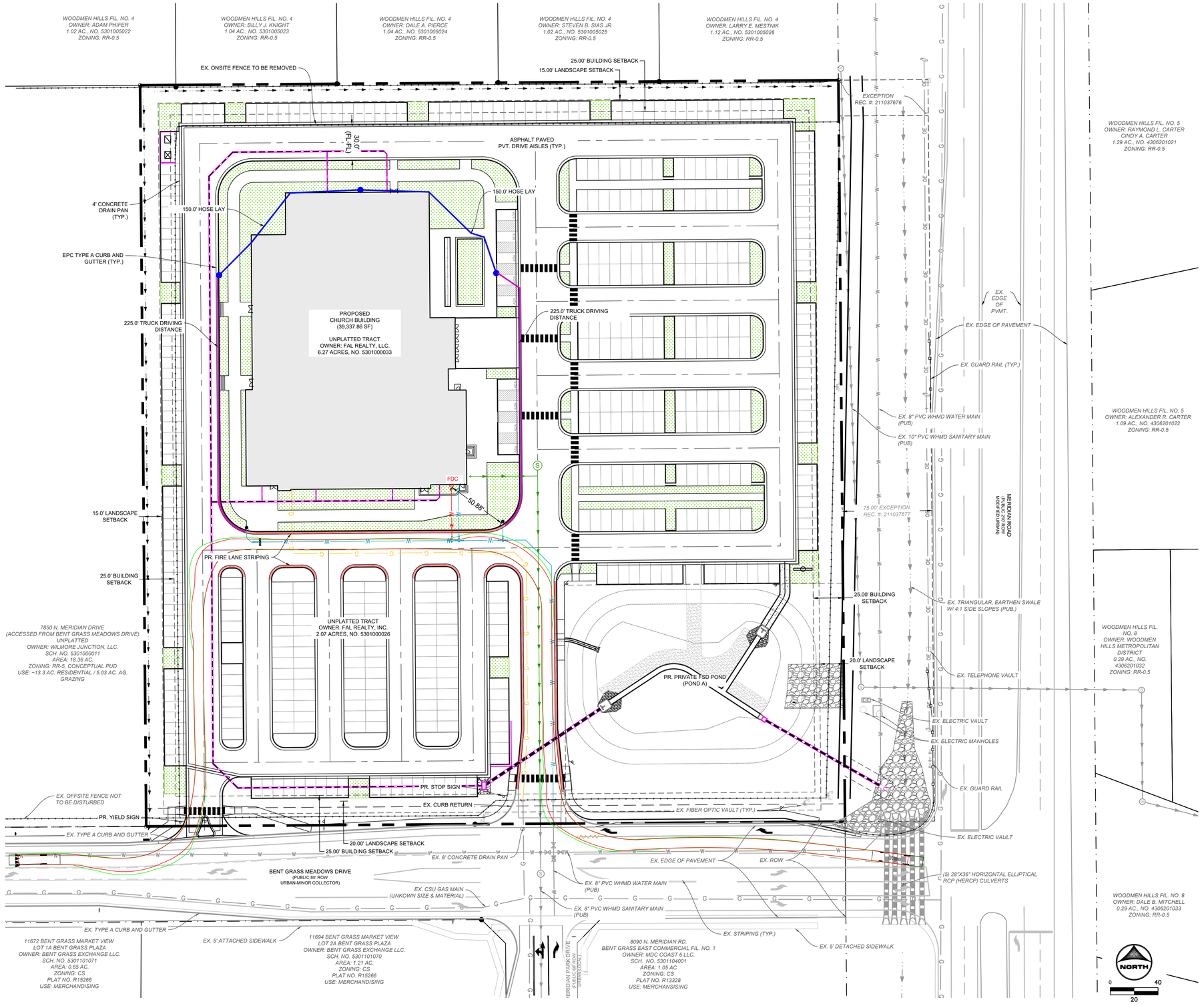

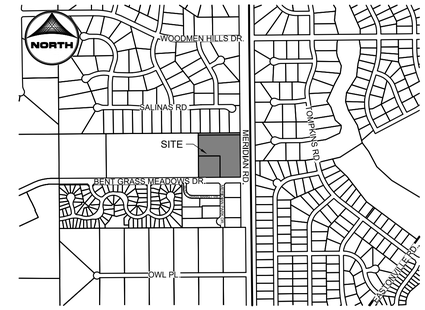

VICINITY MAP
SCALE: 1" = 1000'

LEGEND

	EXISTING	PROPOSED
PROPERTY LINE		
EASEMENT LINE		
RIGHT OF WAY		
CENTERLINE		
FENCE		
OVERHEAD ELECTRIC	OHE	OE
WATER MAIN		W
SANITARY MAIN		
SWALE		
STORM SEWER		
TRAIL		
EDGE OF GRAVEL		
FIRE SERVICE		W
DEMOLITION		
FIRE LANE		
INDEX CONTOUR		
INTER. CONTOUR		
ADA ROUTE		
LANDSCAPING		
BUILDING		

WATER

BLOW OFF VALVE
GATE VALVE
MANHOLE
WELL
WATER WARNING SIGN

DRY UTILITIES

ELECTRIC METER
ELECTRIC BOX
FIBER OPTIC BOX
FIBER OPTIC WARNING SIGN
TELEPHONE PEDESTAL
UTILITY POLE

EMERGENCY ACCESS LEGEND

TIRE ENVELOPE
VEHICLE BODY ENVELOPE
HOSE LAY
TRUCK DRIVING DISTANCE

NOTES:

THIS PROPERTY IS UNDER THE PROTECTION OF FALCON FIRE PROTECTION DISTRICT. THIS PLAN MEETS THEIR ENGINE SPECIFICATIONS AND OPERATIONS PLAN.

PCD FILE NO.: PPR2622

DRAWN BY:	CVW
APPROVED:	RDL
CAD DATE:	9/24/2026
CAD FILE:	J:\2024\2403591\CAD\Dwgs\C\SDP\Emergency Access_Plan
JOB DATE:	9/24/2026
JOB NUMBER:	2403591

BAR IS ONE INCH ON OFFICIAL DRAWINGS. 0 1"
IF NOT ONE INCH, ADJUST SCALE ACCORDINGLY.

NO.	DATE	BY	REVISION DESCRIPTION

HR GREEN - COLORADO SPRINGS
1975 RESEARCH PARKWAY SUITE 160
COLORADO SPRINGS, CO 80920
PHONE: 719.300.4140
FAX: 713.965.0044

CHURCH AT BENT GRASS MEADOWS
FAL REALTY, LLC.
FALCON, CO

SITE DEVELOPMENT PLAN
EMERGENCY ACCESS PLAN

SHEET
EAP

4

HR GREEN Xrefs: xc--dsgn_2403591; xv--row_2403591; Vicinity_Map_Block; xv--dsgn_2403591; xref_Titleblock_2403591_SDP; xc--utl_2403591; xv--utl_2403591

LYON, RICHIE, 9/24/2026 9:46 AM

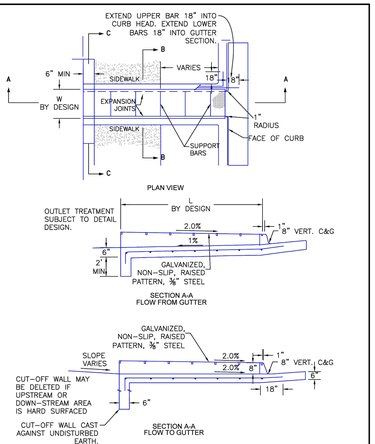

SCALE: NOT TO SCALE

8/11/11	Curb Opening with Drainage Chase Detail 1 of 2 Standard Drawing	
DATE APPROVED:	REVISION DATE: 12/8/15	FILE NAME: SD_3-25
André P. Brackin DEPARTMENT OF TRANSPORTATION		

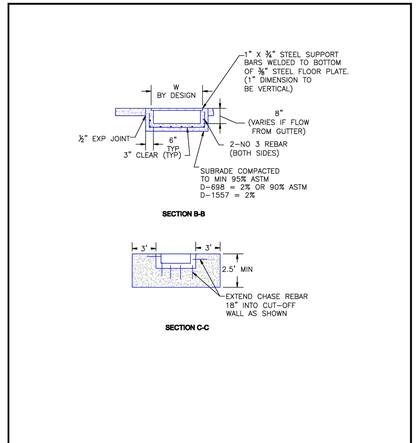

SCALE: NOT TO SCALE

8/11/11	Curb Opening with Drainage Chase Detail 2 of 2 Standard Drawing	
DATE APPROVED:	REVISION DATE: 11/10/04	FILE NAME: SD_3-25A
André P. Brackin DEPARTMENT OF TRANSPORTATION		

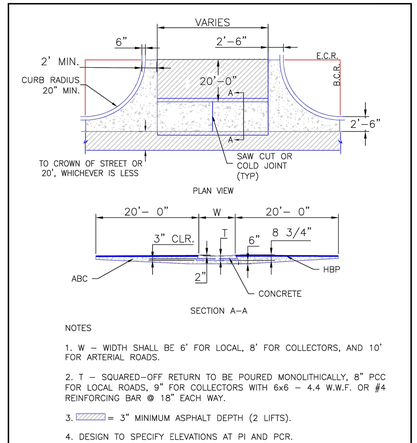

NOTES

1. W – WIDTH SHALL BE 6' FOR LOCAL, 8' FOR COLLECTORS, AND 10' FOR ARTERIAL ROADS.
2. T – SQUARED-OFF RETURN TO BE POURED MONOLITHICALLY, 8" PCC FOR LOCAL ROADS, 9" FOR COLLECTORS WITH 6x6 – 4.4 W.W.F. OR #4 REINFORCING BAR @ 18" EACH WAY.
3. ▨ = 3" MINIMUM ASPHALT DEPTH (2 LIFTS).
4. DESIGN TO SPECIFY ELEVATIONS AT PI AND PCR.

SCALE: NOT TO SCALE

8/11/11	Typical Cross Pan Layout Detail Standard Drawing	
DATE APPROVED:	REVISION DATE: 12/8/15	FILE NAME: SD_2-26
André P. Brackin DEPARTMENT OF TRANSPORTATION		

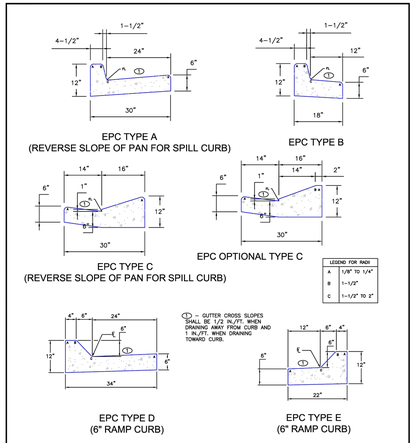

℄ – GUTTER CROSS SLOPES SHALL BE 1/2 IN./FT. WHEN DRAINING AWAY FROM CURB AND 1 IN./FT. WHEN DRAINING TOWARD CURB.

NOTE: SIDEWALK/CURB & GUTTER SHALL NOT BE POURED MONOLITHICALLY

SCALE: NOT TO SCALE

6/23/20	Typical Curb and Gutter Details Standard Drawing	
DATE APPROVED:	REVISION DATE: 7/18/23	FILE NAME: SD_2-20
Joshua J. Palmer DEPARTMENT OF PUBLIC WORKS		

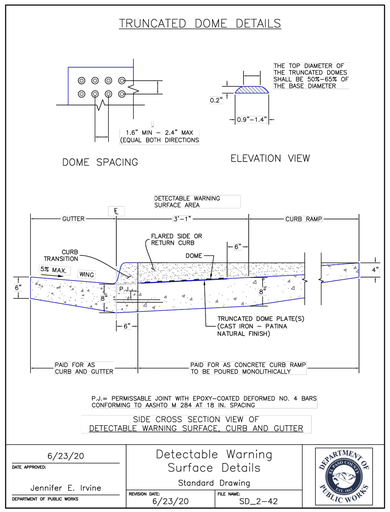

P.J.= PERMISSABLE JOINT WITH EPOXY-COATED DEFORMED NO. 4 BARS CONFORMING TO AASHTO M 284 AT 18 IN. SPACING

SIDE CROSS SECTION VIEW OF DETECTABLE WARNING SURFACE, CURB AND GUTTER

6/23/20	Detectable Warning Surface Details Standard Drawing	
DATE APPROVED:	REVISION DATE: 6/23/20	FILE NAME: SD_2-42
Jennifer E. Irvine DEPARTMENT OF PUBLIC WORKS		

SCALE: NOT TO SCALE

6/23/20	Parallel Pedestrian Curb Ramp Detail Standard Drawing	
DATE APPROVED:	REVISION DATE: 6/23/20	FILE NAME: SD_2-50
Jennifer E. Irvine DEPARTMENT OF PUBLIC WORKS		

PEDESTRIAN RAMP NOTES

1. ALL WORK SHALL BE DONE IN ACCORDANCE WITH THE CURRENT ENGINEERING CRITERIA MANUAL AND ADA REQUIREMENTS.
2. CONTRACTOR TO NOTIFY ENGINEERING DIVISION INSPECTION STAFF 48 HOURS PRIOR TO CONCRETE PLACEMENT.
3. PEDESTRIAN CURB RAMP CONSTRUCTION SHALL BE A MINIMUM 4,500 PSI CONCRETE, MINIMUM 4" THICK, NON-COLORED, NON-SCORED, COARSE BROOM FINISH.
4. PEDESTRIAN CURB RAMP LOCATION AND LENGTH MAY REQUIRE MODIFICATION TO MAINTAIN THE 8.3% MAXIMUM RUNNING RAMP SLOPE DUE TO STREET INTERSECTION GRADES AND/OR ALIGNMENTS. SEE ECM SECTION 6.3.6 FOR PEDESTRIAN PUSHBUTTON LOCATION REQUIREMENTS.
5. DETECTABLE WARNING SURFACE SHALL START A MINIMUM OF 6" BUT NOT MORE THAN 8" FROM THE FLOWLINE OF THE CURB AT ANY POINT.
6. DETECTABLE WARNING SURFACE SHALL BE PREFABRICATED, CAST IRON (PATINA NATURAL FINISH) AND IN ACCORDANCE WITH ECM CHAPTER 6 AND SD_2-42. THERMOPLASTIC TRUNCATED DOMES AND PAVERS WILL NOT BE ACCEPTED.
7. THE DETECTABLE WARNING SURFACE SHALL BE 24" IN LENGTH AND THE FULL WIDTH OF THE RAMP.
8. PEDESTRIAN CURB RAMP WIDTH REQUIRED IS SAME AS APPROACHING SIDEWALK; 4' MINIMUM.
9. ALL PEDESTRIAN CURB RAMPS WILL BE PERPENDICULAR TO TRAFFIC WITH THE EXCEPTION OF MID-BLOCK OR TERMINAL RAMPS WHICH MAY BE PARALLEL. SUBJECT TO APPROVAL.
10. DRAINAGE STRUCTURES, TRAFFIC SIGNAL/SIGNAGE, UTILITIES/JUNCTION BOXES, OR OTHER OBSTRUCTIONS WITHIN PROPOSED PEDESTRIAN CURB RAMP AREAS AND LANDINGS ARE PROHIBITED.
11. THE COUNTER SLOPE OF THE GUTTER OR ROAD AT THE FOOT OF A RAMP SHALL NOT EXCEED 5%.

GENERAL NOTES

1. WHERE THE 1'–6" FLARED SIDE(S) OF A PERPENDICULAR CURB RAMP IS (ARE) CONTIGUOUS WITH A PEDESTRIAN OR HARD SURFACE AREA (PEDESTRIAN CIRCULATION PATH), THE MAXIMUM FLARE SLOPE SHALL NOT EXCEED 10:1.
2. PEDESTRIAN WALKWAY (PEDESTRIAN ACCESS ROUTE) AND/OR LOCATION OF EXISTING OR FUTURE PEDESTRIAN RAMPS ON OPPOSITE CORNERS SHALL BE REVIEWED BEFORE CONSTRUCTING NEW RAMPS.
3. AT MARKED PEDESTRIAN CROSSINGS, THE BOTTOM OF THE RAMPS, EXCLUSIVE OF THE FLARE SIDES, SHALL BE TOTALLY CONTAINED WITHIN THE MARKINGS.

6/23/20	Pedestrian Curb Ramp Detail Standard Drawing	
DATE APPROVED:	REVISION DATE: 6/23/20	FILE NAME: SD_2-41
Jennifer E. Irvine DEPARTMENT OF PUBLIC WORKS		

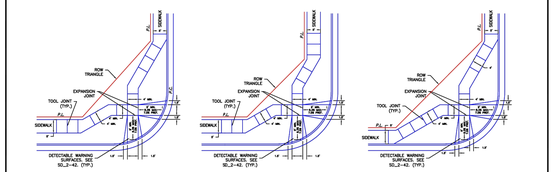

SCALE: NOT TO SCALE

6/23/20	Pedestrian Curb Ramp Detail Standard Drawing	
DATE APPROVED:	REVISION DATE: 6/23/20	FILE NAME: SD_2-40
Jennifer E. Irvine DEPARTMENT OF PUBLIC WORKS		

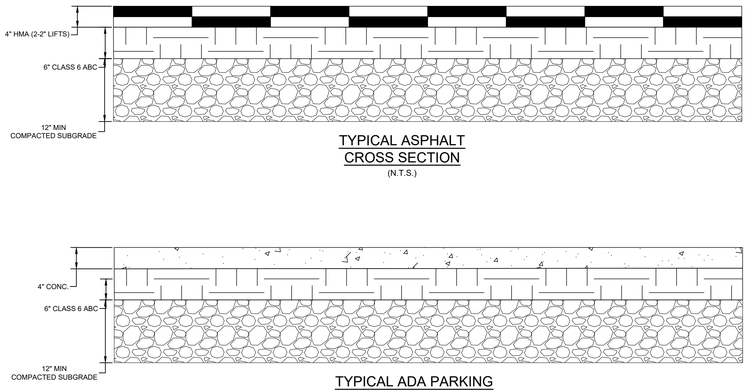

TYPICAL ASPHALT CROSS SECTION
(N.T.S.)

TYPICAL ADA PARKING CROSS SECTION
(N.T.S.)

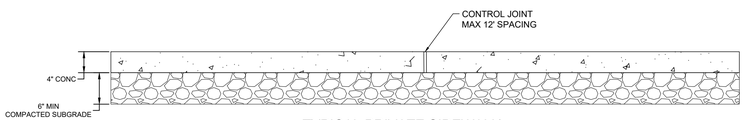

TYPICAL PRIVATE SIDEWALK CROSS SECTION
(N.T.S.)

PCD FILE NO.: PPR2622

DRAWN BY: CVW	JOB DATE: 7/20/2026	BAR IS ONE INCH ON OFFICIAL DRAWINGS. 0 1"	
APPROVED: RDL	JOB NUMBER: 2403591		
CAD DATE: 9/24/2026		IF NOT ONE INCH, ADJUST SCALE ACCORDINGLY.	
CAD FILE: J:\2024\2403591\CAD\Dwgs\C\SDP\Details			

NO.	DATE	BY	REVISION DESCRIPTION

HRGreen
HR GREEN - COLORADO SPRINGS
1975 RESEARCH PARKWAY SUITE 160
COLORADO SPRINGS, CO 80920
PHONE: 719.300.4140
FAX: 713.965.0044

CHURCH AT BENT GRASS MEADOWS
FAL REALTY, LLC.
FALCON, CO

SITE DEVELOPMENT PLAN
SITE DETAILS

SHEET DT

5

HR GREEN Xrefs: xref_Titleblock_2403591_SDP; xc--dwgn_2403591

LYON, RICHIE, 9/24/2026 9:46 AM

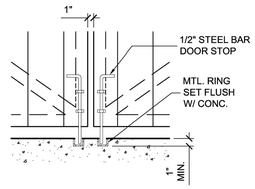

LATCH DETAIL

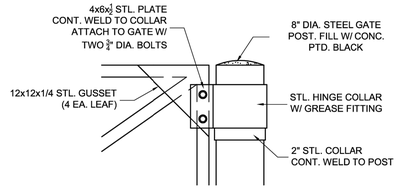

POST DETAIL

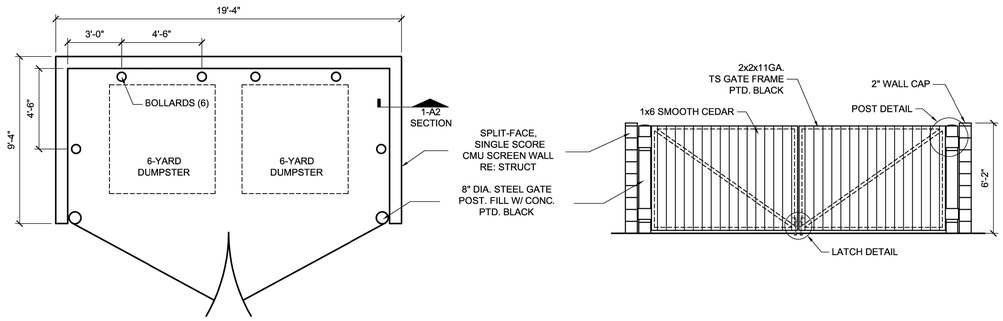

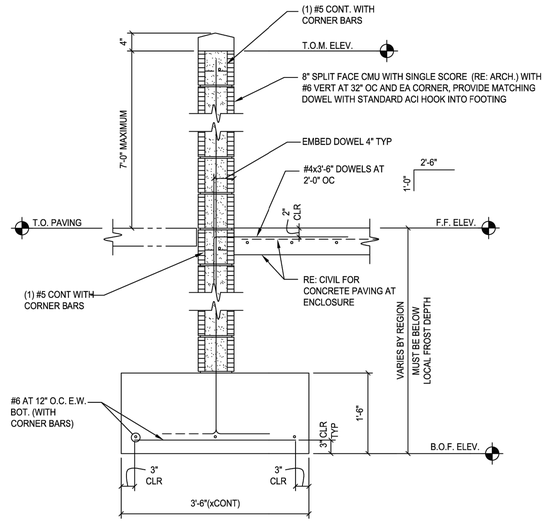

1 SECTION VIEW

SCALE: 3/4"=1'-0"

PCD FILE NO.: PPR2622

DRAWN BY: CVW	JOB DATE: 7/20/2026	BAR IS ONE INCH ON OFFICIAL DRAWINGS.	
APPROVED: RDL	JOB NUMBER: 2403591	0 1"	
CAD DATE: 9/24/2026		IF NOT ONE INCH, ADJUST SCALE ACCORDINGLY.	
CAD FILE: J:\2024\2403591\CAD\Dwgs\C\SDP\Details			

NO.	DATE	BY	REVISION DESCRIPTION

HRGreen

HR GREEN - COLORADO SPRINGS
1975 RESEARCH PARKWAY SUITE 160
COLORADO SPRINGS, CO 80920
PHONE: 719.300.4140
FAX: 713.965.0044

CHURCH AT BENT GRASS MEADOWS
FAL REALTY, LLC.
FALCON, CO

SITE DEVELOPMENT PLAN

SITE DETAILS

SHEET

6

HR GREEN Xrefs: xref_Titleblock_2403591_SDP; xc-dsgn_2403591

LIETZKE, KRISTEN, 7/27/2026 1:58 PM

CHURCH AT BENT GRASS MEADOWS

FALCON, CO

GENERAL LANDSCAPE PLAN NOTES:

*A FINAL LANDSCAPE AND IRRIGATION PLAN SHALL BE SUBMITTED AND REVIEWED CONCURRENT WITH BUILDING PERMIT SUBMITTAL AND APPROVED PRIOR TO ISSUANCE OF A BUILDING PERMIT.

1. LANDSCAPE CONTRACTOR SHALL PROVIDE ALL LABOR, MATERIALS AND SERVICES NECESSARY TO FURNISH AND INSTALL LANDSCAPE ELEMENTS AND PLANTINGS AS SPECIFIED HEREIN AND AS SHOWN ON THESE PLANS.
2. NO MATERIAL SUBSTITUTIONS SHALL BE MADE WITHOUT LANDSCAPE ARCHITECT'S APPROVAL. ALTERNATE MATERIALS OF SIMILAR SIZE AND CHARACTER MAY BE CONSIDERED IF SPECIFIED PLANT MATERIALS CANNOT BE OBTAINED. OWNER'S REPRESENTATIVE RESERVES THE RIGHT TO REVISE PLANT LIST AS DEEMED NECESSARY.
3. ALL PLANT LOCATIONS ARE APPROXIMATE, ADJUST AS NECESSARY TO AVOID CONFLICTS.
4. QUANTITIES OF MATERIALS SHOWN ON THE PLANTING PLAN TAKE PRECEDENCE OVER QUANTITIES SHOWN ON THE PLANT MATERIAL SCHEDULE. LANDSCAPE CONTRACTOR SHALL BE RESPONSIBLE FOR VERIFYING ALL QUANTITIES ON THE PLANTING PLAN.
5. CONTRACTOR SHALL LOCATE ALL UTILITIES BEFORE WORK. UTILITIES HAVE BEEN SHOWN ON PLAN FOR ROUGH LOCATION OF SERVICES. LOCATE EXACT UTILITY LOCATIONS BY CONTACTING "CALL BEFORE YOU DIG" AT (800) 922-1987 OR 811. CONTRACTOR WILL BE RESPONSIBLE FOR THE REPAIR OF ANY DAMAGE HE MAY CAUSE TO UTILITIES.
6. REMOVE ALL RUBBISH, EQUIPMENT, AND MATERIAL AND LEAVE THE AREA IN A NEAT, CLEAN CONDITION EACH DAY. MAINTAIN PAVED AREAS UTILIZED FOR HAULING EQUIPMENT AND MATERIALS BY OTHER TRADES IN A CLEAN AND UNOBSTRUCTED CONDITION AT ALL TIMES.
7. STORAGE OF ANY MATERIALS, BUILDINGS, VEHICLES OR EQUIPMENT, FENCING AND WARNING SIGNS SHALL BE MAINTAINED THROUGHOUT THE SITE WORK AND CONSTRUCTION PERIODS BY THE CONTRACTOR.
8. ALL INTERNAL LANDSCAPE AND OPEN SPACE AREAS SHALL BE OWNED AND MAINTAINED BY A HOME OWNERS ASSOCIATION (TO BE NAMED) AFTER INITIAL INSTALLATION BY THE OWNER. THE HOA (TO BE NAMED) WILL BE SET UP BY THE EVENTUAL MANAGEMENT COMPANY.
9. STREET TREES, STREETSCAPE IMPROVEMENTS, AND VEGETATION WITHIN THE CITY ROW SHALL BE MAINTAINED BY THE HOA (TO BE NAMED) OR CURRENT PROPERTY OWNER.
10. ACCESSIBLE ROUTES, INCLUDING RAMPS AND SIDEWALKS, WITHIN THE PUBLIC RIGHT-OF-WAY SHALL BE PER THE CITY'S STANDARD DRAWINGS AND SPECIFICATIONS. CITY'S INSPECTOR WILL HAVE THE FINAL AUTHORITY ON ACCEPTING THE PUBLIC IMPROVEMENTS.
11. LANDSCAPE IMPROVEMENTS AND MAINTENANCE SHALL BE THE RESPONSIBILITY OF HOA (TO BE NAMED) OR CURRENT OWNER.

IRRIGATION:

1. AN IRRIGATION PLAN SHALL BE SUBMITTED AND REVIEWED CONCURRENT WITH BUILDING PERMIT SUBMITTAL AND APPROVED PRIOR TO ISSUANCE OF A BUILDING PERMIT.
   1.1. ALL SHRUBS AND TREES SHALL BE DRIP IRRIGATED. ALL TREES LOCATED WITHIN SOD TURF AREAS SHALL BE WATERED BY ADJACENT SOD IRRIGATION SYSTEM.
   1.2. ALL NATIVE LOW GROW SEEDING SHALL BE TEMPORARILY IRRIGATED UNTIL ESTABLISHMENT. A PERMANENT IRRIGATION SYSTEM SHALL BE REQUIRED FOR DETENTION SEEDING.
11. THE CONTRACTOR SHALL PROVIDE WATER, WATERING DEVICES, AND LABOR NEEDED TO IRRIGATE PLANT MATERIALS UNTIL AUTOMATIC IRRIGATION SYSTEMS ARE OPERATIONAL AND ACCEPTED. THE CONTRACTOR SHALL SUPPLY ENOUGH WATER TO MAINTAIN THE PLANT'S HEALTHY CONDITION BASED ON SEASONAL CONSIDERATIONS.

SHRUB/TREE PLANTING NOTES:

1. OWNER AND OWNER'S REPRESENTATIVE RESERVES THE RIGHT TO REJECT AT ANY TIME OR PLACE PRIOR TO FINAL ACCEPTANCE OF WORK, ANY AND ALL PLANTS WHICH, IN THEIR OPINION, FAIL TO MEET THE REQUIREMENTS OF THE SPECIFICATIONS.
2. ALL TREE AND SHRUB LOCATIONS ARE APPROXIMATE; ADJUST AS NECESSARY TO AVOID CONFLICTS. PLANTING LOCATIONS OF SHRUBS, GRASSES AND PERENNIALS AS SPECIFIED. OBTAIN OWNERS REPRESENTATIVE'S APPROVAL OF LOCATIONS PRIOR TO PLANTING TREES AND SHRUBS.
3. ALL PLANT MATERIAL SHALL BE WELL-FORMED AND DEVELOPED IN GOOD CONDITION, HEALTHY AND DISEASE FREE, AND BE TYPICAL OF THE SPECIES.
4. PLANTS SHALL COMPLY IN ALL APPLICABLE RESPECTS WITH ACCEPTABLE STANDARDS SET FORTH IN THE COLORADO NURSERY ACT OF 1965 - TITLE 35, ARTICLE 25, CRS 1974 (SEE LANDSCAPE THE NURSERY ACT).
5. AT THE COMPLETION OF PLANTING OPERATIONS ALL PLANTS SHALL BE INSPECTED BY THE OWNER AND OWNERS'S REPRESENTATIVE. CONTRACTOR SHALL REPLACE IMMEDIATELY ANY PLANTS NOT IN HEALTHY AND VIGOROUS CONDITION AT THAT TIME AT NO EXPENSE TO THE OWNER. ANY PLANT NOT IN HEALTHY CONDITION DURING THE WARRANTY PERIOD SHALL BE REPLACED AS PER THE ORIGINAL SPECIFICATIONS, AT NO CHARGE TO THE OWNER.
6. PLANTS ARE TO BE SELECTED AND SIZED AS SHOWN ON THE PLANT SCHEDULE.
7. PLANTS BED RECEIVING MULCH ARE TO BE FREE OF WEEDS AND GRASS. TREAT BEDS WITH A PRE-EMERGENT HERBICIDE PRIOR TO PLANTING AND MULCH PLACEMENT. APPLY IN ACCORDANCE WITH STANDARD TRADE PRACTICE. DO NOT APPLY HERBICIDE IN PERENNIAL BEDS.
8. POROUS WEED BARRIER FABRIC, AS NOTED IN THE SPECIFICATIONS, SHALL BE INSTALLED WHERE ROCK AREAS ARE PRESENT.
9. USE TRIANGULAR SPACING IN ALL GROUNDCOVER AND PERENNIAL BEDS.
10. ALL WORK ON TREES TO REMAIN, INCLUDING CROWN AND ROOT PRUNNING SHALL BE PERFORMED BY A TREE SERVICE LICENSED BY THE CITY FORESTER.

SODDING & SEEDING:

1. CONTRACTOR IS RESPONSIBLE FOR MAINTAINING EXISTING EROSION CONTROL MEASURES DURING THE DURATION OF WORK ON-SITE.
2. ALL PROPOSED TURF AND PLANTING AREAS ARE TO BE ROTO-TILLED TO A DEPTH OF 8". FINE GRADE, AND REMOVE ALL CONSTRUCTION DEBRIS AND ROCKS OVER 1" IN DIAMETER FROM THE SITE.
3. AFTER TILLING APPLY SOIL AMENDMENTS & FERTILIZERS TO ALL TURF AND PLANTING AREAS. GRADE SHALL BE ADJUSTED FOR SOD THICKNESS. ALL FINISH GRADING SHALL BE PERFORMED BY LANDSCAPE CONTRACTOR.
4. FINE GRADE SOD AREAS TO ELIMINATE IRREGULARITIES ON THE SURFACE. ROLL OR PERFORM ADDITIONAL FINE GRADING.
5. ALL AREAS TO BE SEEDED SHALL BE TILLED AS SPECIFIED AND THEN HARROWED, RAKED OR ROLLED TO PRODUCE A FIRM SEED BED FOR PLANTING. IMPORTED TOPSOIL MAY BE REQUIRED TO PROVIDE AN ACCEPTABLE PLANTING MEDIUM. LARGE ROCKS (1" DIAMETER) AND DEBRIS THAT MAY IMPEDE SEEDING SHALL BE CLEARED FROM THE SITE. ANY REQUIRED EROSION CONTROL FEATURES (E.G., WATER BARS, BERMS, BASINS, TURNOUTS) SHALL BE CONSTRUCTED PRIOR TO SEEDING. SITES THAT ARE NOT ADEQUATELY PREPARED PRIOR TO SEEDING (E.G., COMPACTED SOIL, INSUFFICIENT TOPSOIL, ROCKY, ERODED SURFACE, ETC.) SHALL BE REJECTED.
6. ALL SPECIFIED SEED MIXES SHALL CONSIST OF CERTIFIED SEE VARIETIES THAT ARE FREE OF NOXIOUS WEEDS AND HAVE BEEN TESTED FOR PURITY AND GERMINATION WITHIN SIX MONTHS OF THE PLANTING DATE. CERTIFICATION LABELS WHICH INDICATE THE SPECIES, PURITY, GERMINATION, WEED CONTENT, ORIGIN, AND TEST DATE SHALL BE SUBMITTED FOR ALL SEED MATERIALS.
7. SEEDING SHALL OCCUR DEPENDING ON THE PROJECT SCHEDULE, IT IS PREFERABLE THAT SEEDING OCCUR DURING THE FALL (SEPTEMBER-NOVEMBER) OR SPRING (MARCH-MAY) TO MAXIMIZE PLANTING SUCCESS. IF THE PROJECT SCHEDULED DOES NOT COINCIDE WITH THE PREFERRED SEEDING PERIODS, OR THERE ARE UNSUITABLE SITE CONDITIONS (I.E. FROZEN GROUND), THEN SOIL STABILIZATION AND/OR STORM WATER BEST MANAGEMENT PRACTICES SHALL BE IMPLEMENTED TO STABILIZE THE AREA UNTIL THE NEXT APPROPRIATE SEEING DATE.
8. ANY SEEDING CONDUCTED OUTSIDE THE PREFERRED MONTHS SHALL BE APPROVED BY THE OWNER.

GENERAL NOTES

1. BASE MAP INFORMATION IS ACCURATE AS OF THE DATE PRINTED ON THIS PACKAGE.
2. THE LANDSCAPE PLANS CONTAINED HEREIN ILLUSTRATE APPROXIMATE LOCATIONS OF ALL SITE CONDITIONS. REFER TO SURVEY, ARCHITECTURAL, CIVIL ENGINEERING, STRUCTURAL, ELECTRICAL, IRRIGATION AND ALL OTHER DRAWINGS, IF AVAILABLE, FOR ADDITIONAL DETAILED INFORMATION.
3. THE CONTRACTOR SHALL APPLY FOR AND PROCURE ALL REQUIRED PERMITS PRIOR TO COMMENCING WORK.
4. THE CONTRACTOR SHALL COMPLY WITH ALL CODES APPLICABLE TO THIS WORK.
5. THE CONTRACTOR SHALL BE RESPONSIBLE FOR COORDINATION WITH SUBCONTRACTORS AND OTHER CONTRACTORS OF RELATED TRADES, AS REQUIRED, TO ACCOMPLISH THE PLANTING AND RELATED OPERATIONS.
6. THE CONTRACTOR SHALL COORDINATE INSTALLATION OF ALL PLANT MATERIAL WITH THE INSTALLATION OF OTHER IMPROVEMENTS SUCH AS HARDSCAPE ELEMENTS AND RELATED STRUCTURES. ANY DAMAGE TO EXISTING IMPROVEMENTS IS THE RESPONSIBILITY OF THE CONTRACTOR.
7. THE CONTRACTOR IS RESPONSIBLE TO RESTORE ALL AREAS OF THE SITE, OR ADJACENT AREAS, WHERE DISTURBED BY OPERATIONS OF OR RELATED TO THE CONTRACTOR'S WORK.
8. LANDSCAPE EDGING SHALL BE REQUIRED BETWEEN WHERE ALL GROUND COVER TYPES CHANGE TO A DIFFERENT GROUND COVER. SEE SPECIFICATIONS DETAIL.
9. ALL AREAS DESIGNED TO RECEIVE SOLID SOD SHALL BE APPROVED BY LANDSCAPE ARCHITECT PRIOR TO GRASSING OPERATIONS. FINISH GRADE AT TURF AREAS SHALL BE 3/4"-1" BELOW TOP OF ADJACENT PAVEMENT OR CURBS.
10. CONTRACTOR SHALL FIELD ADJUST PLANT LOCATIONS TO ACCOMMODATE ALL LIGHTING AND ENSURE PLANTS WILL NOT INTERFERE WITH LIGHTING.
11. FERTILIZING, AS SPECIFIED, STAKING, WATERING AND ONE (1) YEAR PLANT WARRANTY FOR INSTALLED PLANT MATERIAL, SHALL BE CONSIDERED INCIDENTAL TO THE PLANT ITEMS.
12. WARRANTY: ONE (1) YEAR REPLACEMENT WARRANTY FOR ALL PLANT MATERIALS SHALL BE CONSIDERED INCIDENTAL TO THIS PROJECT. WARRANTY SHALL COVER PLANTS WHICH HAVE DIED OR PARTIALLY DIED (THEREBY RUINING THEIR NATURAL SHAPE), BUT SHALL NOT INCLUDE DAMAGE BY VANDALISM, BROWSING, HAIL, ABNORMAL FREEZES, DROUGHT OR NEGLIGENCE BY THE OWNER. THE WARRANTY IS INTENDED TO COVER CONTRACTOR NEGLIGENCE, INFESTATIONS, DISEASE AND DAMAGE OR SHOCK TO PLANTS. THE CONTRACTOR SHALL BE RESPONSIBLE FOR MAINTAINING AND WATERING THE PLANT MATERIAL AS NECESSARY, TO ENSURE GROWTH AND ESTABLISHMENT DURING THE 1-YEAR WARRANTY PERIOD. ANY PLANTS THAT ARE NOT IN A LIVE, HEALTHY, GROWING CONDITION AT THE END OF THE 1-YEAR WARRANTY PERIOD SHALL BE REPLACED BY THE CONTRACTOR AT THE CONTRACTOR'S EXPENSE. PLANTS REPLACED UNDER WARRANTY WILL BE WARRANTED FOR ONE (1) YEAR FOLLOWING REPLACEMENT.

PLANT SCHEDULE

SYMBOL	CODE	QTY	BOTANICAL / COMMON NAME	PLANTING SIZE	CONTAINER	WATER USE	CODE
DECIDUOUS TREES							
	GD	19	GYMNOCLADUS DIOICUS 'ESPRESSO' KENTUCKY COFFEETREE	2" CAL.	B&B	LOW-MED	PARK/ROW/STREAM/MEDIAN
	QO	16	QUERCUS X BIMUNDORUM 'CRIMSCHMIDT' CRIMSON SPIRE™ OAK	2" CAL.	B&B	LOW-MED	
	TA	18	TILIA AMERICANA AMERICAN LINDEN	2" CAL.	B&B	MED	ROW
EVERGREEN TREES							
	JS	47	JUNIPERUS SCOPULORUM ROCKY MOUNTAIN JUNIPER	6` HT.	B&B	LOW	SCREEN/WALL/TRASH
	PP	31	PICEA PUNGENS COLORADO SPRUCE	6` HT.	B&B	MED	SCREEN/WALL/TRASH
	PS	5	PINUS STROBIFORMIS SOUTHWESTERN WHITE PINE	6` HT.	B&B	LOW	
ORNAMENTAL TREES							
	CV	19	CRATAEGUS VIRIDIS 'WINTER KING' WINTER KING HAWTHORN	2" CAL.	B&B	LOW-MED	
	MS	15	MALUS X SPRING SNOW CRABAPPLE	2" CAL.	B&B	LOW	ROW/MEDIAN/STREAM
SYMBOL	CODE	QTY	BOTANICAL / COMMON NAME	SIZE	CONTAINER	WATER USE	CODE
DECIDUOUS SHRUBS							
	CB	40	CARYOPTERIS X CLANDONENSIS BLUE MIST SPIREA	5 GAL.	POT	LOW-MED	
	ER	43	ERICAMERIA NAUSEOSA 'BABY BLUE' BABY BLUE RABBITBRUSH	5 GAL.	POT	XERIC	
	RG	10	RHUS AROMATICA 'GRO-LOW' GRO-LOW FRAGRANT SUMAC	5 GAL.	POT	XERIC	
	RN	84	ROSA X 'NEARLY WILD' NEARLY WILD FLORIBUNDA ROSE	5 GAL.	POT	MED	
	SK	93	SYRINGA PUBESCENS PATULA 'MISS KIM' MISS KIM KOREAN LILAC	5 GAL.	POT	LOW	SCREEN/WALL
EVERGREEN SHRUBS							
	CP	80	ARCTOSTAPHYLOS X COLORADENSIS 'PANCHITO' PANCHITO MANZANITA	5 GAL.	POT	LOW	
	EE	12	EPHEDRA EQUISETINA BLUESTEM JOINT FIR	5 GAL.	POT	XERIC	WALL/SCREEN/TRASH
	JD	35	JUNIPERUS SABINA 'ARCADIA' ARCADIA JUNIPER	5 GAL.	POT	LOW	
	JR	51	JUNIPERUS SCOPULORUM 'BLUE ARROW' BLUE ARROW JUNIPER	5 GAL.	POT	LOW	WALL/SCREEN/TRASH
	DM	60	PINUS MUGO 'MOPS' MOPS MUGO PINE	5 GAL.	POT	LOW	
	YG	53	YUCCA GLAUCA SOAPWEED	5 GAL.	POT	XERIC	
GRASSES							
	CK	281	CALAMAGROSTIS X ACUTIFLORA 'KARL FOERSTER' KARL FOERSTER FEATHER REED GRASS	3 GAL.	POT	MED	SCREEN
	MU	108	MUHLENBERGIA REVERCHONII 'UNDAUNTED' UNDAUNTED RUBY MUHLY GRASS	3 GAL.	POT	LOW	

GROUND COVERS		
	19,738 SF	3/4" MOUNTAIN GRANITE ROCK
	31,865 SF	DETENTION SEEDING
	38,751 SF	NATIVE SEEDING
	10,874 SF	TURF SOD

SHEET INDEX:

SHEET L-100: LANDSCAPE COVER
SHEET L-101: OVERALL LANDSCAPE PLAN
SHEET L-102: LANDSCAPE ENLARGEMENT 1
SHEET L-103: LANDSCAPE ENLARGEMENT 2
SHEET L-104: LANDSCAPE ENLARGEMENT 3
SHEET L-105: LANDSCAPE DETAILS

ORDINANCE LANDSCAPE REQUIREMENTS

INTERNAL LANDSCAPING

SITE AREA (SF)	PERCENT MINIMUM INTERNAL AREA REQ.	INTERNAL AREA REQUIRED/PROVIDED	INTERNAL TREES (1/500 SF) REQUIRED/PROVIDED	SHRUB SUBSTITUTES REQUIRED/PROVIDED
363,294 SF	5%	18,165 SF / 51,912 SF	104 / 52 (CAN ONLY SUB. HALF)	520 / 561

LANDSCAPE SETBACKS

STREET NAME OR ZONE BOUNDARY	STREET CLASSIFICATION	SETBACK WIDTH REQUIRED/PROVIDED	LINEAR FOOTAGE TREE/FEET REQUIRED	TREE/FEET REQUIRED
MERIDIAN ROAD	MINOR-ARTERIAL	20' / 20'	611'	1 TREE / 25'
BENT GRASS MEADOWS DRIVE	NON-ARTERIAL	10' / 20'	426'	1 TREE / 30'

NO. OF TREES REQUIRED/PROVIDED	SHRUB/GRASS SUBSTITUTIONS REQUIRED/PROVIDED	SETBACK PLANT ABBREVIATION	PERCENT GROUND PLANE VEG. REQUIRED/PROVIDED
25 / 25	N/A	MR	75% / 75%
15 / 15	N/A	BG	75% / 75%

LANDSCAPE BUFFERS

STREET NAME OR ZONE BOUNDARY	BUFFER TYPE	BUFFER WIDTH REQUIRED/PROVIDED	LINEAR FOOTAGE TREE/FEET REQUIRED	TREE/FEET REQUIRED
RR-0.5 (NORTH)	NON-RES, MULTI-FAM, SINGLE FAM/DUPLEX USES	15' / 15'	550'	1 TREE / 25'
RR-5 (WEST)	NON-RES, MULTI-FAM, SINGLE FAM/DUPLEX USES	15' / 15'	621'	1 TREE / 25'

NO. OF TREES REQUIRED/PROVIDED	SHRUB/GRASS SUBSTITUTIONS REQUIRED/PROVIDED	SETBACK PLANT ABBREVIATION	PERCENT EVERGREENS REQUIRED/PROVIDED	PERCENT GROUND PLANE VEG. REQUIRED/PROVIDED
22 / 22	N/A	NO	1/3 / 3/4	75% / 75%
25 / 25	N/A	WE	1/3 / 9/11	75% / 75%

PARKING LOT LANDSCAPING

NO. OF VEHICLE SPACES	TREES REQ. / PROV. (1 PER 15)	PLANT ABBREVIATION
440	30 / 31	PL

811
Know what's below.
Call before you dig.

PCD FILE NO.: SF268

DRAWN BY: KAL	JOB DATE: 7/27/2026	BAR IS ONE INCH ON OFFICIAL DRAWINGS.	
APPROVED: BKP	JOB NUMBER: 2403591	0 — 1"	
CAD DATE: 7/27/2026		IF NOT ONE INCH, ADJUST SCALE ACCORDINGLY.	
CAD FILE: J:\2024\2403591\CAD\Dwgs\C\SDP\Landscape_Plan			

NO.	DATE	BY	REVISION DESCRIPTION

HRGreen
HR GREEN - COLORADO SPRINGS
1975 RESEARCH PARKWAY SUITE 160
COLORADO SPRINGS, CO 80920
PHONE: 719.300.4140
FAX: 713.965.0044

CHURCH AT BENT GRASS MEADOWS
FAL REALTY, LLC.
FALCON, CO

SITE DEVELOPMENT PLAN
LANDSCAPE COVER

SHEET L-100

7

HR GREEN Xrefs: xv-util_2403591; xv-row_2403591; xv-dsgn_2403591; xc-util_2403591; xc-dsgn_2403591; xl-dsgn_2403591; xref_Titleblock_2403591_SDP

LIETZKE, KRISTEN, 7/27/2026 1:58 PM

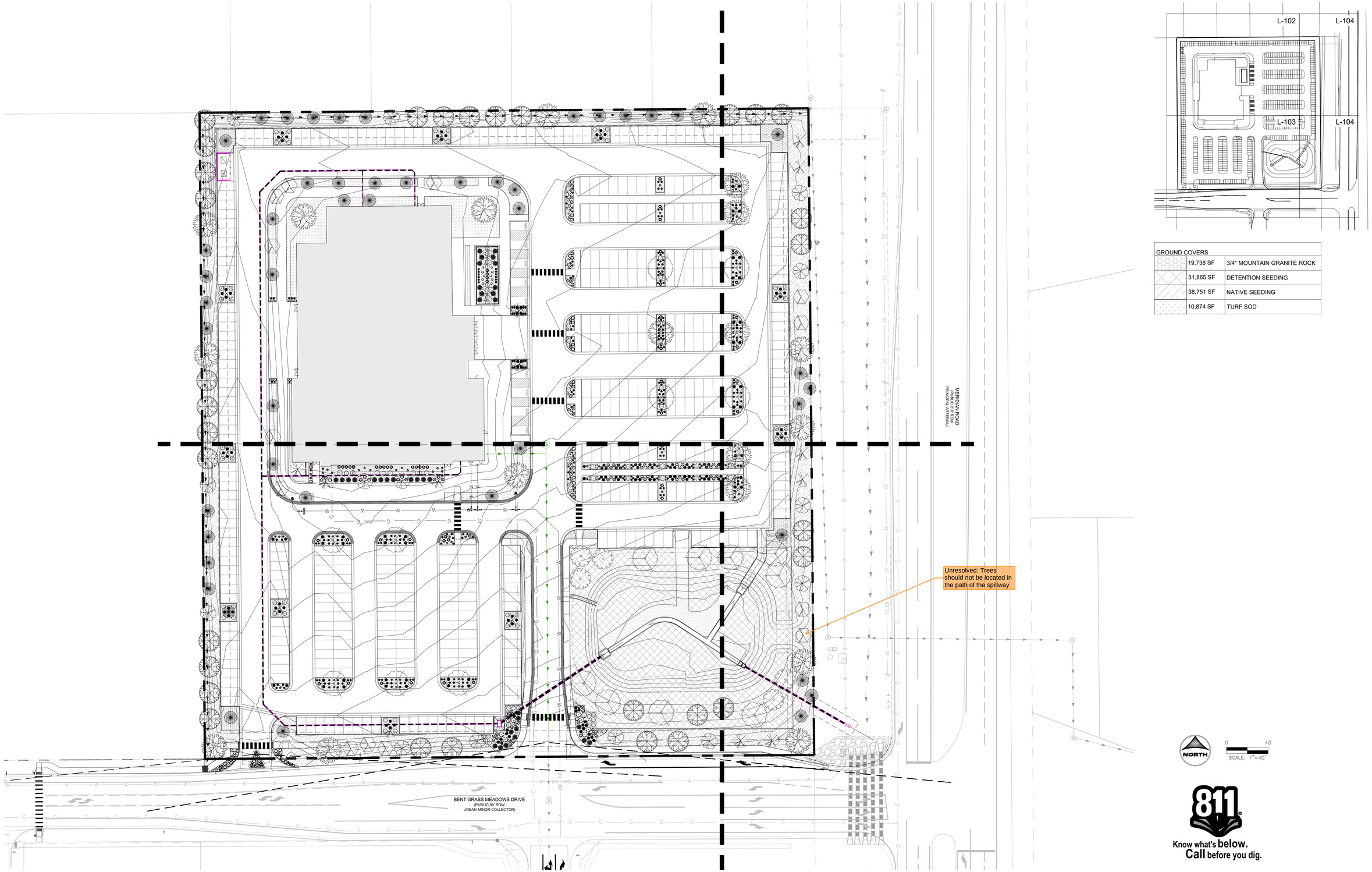

GROUND COVERS		
	19,738 SF	3/4" MOUNTAIN GRANITE ROCK
	31,865 SF	DETENTION SEEDING
	38,751 SF	NATIVE SEEDING
	10,874 SF	TURF SOD

NORTH

0 40
SCALE: 1"=40'

811
Know what's **below.**
Call before you dig.

PCD FILE NO.: SF268

DRAWN BY:	KAL	JOB DATE:	7/27/2026
APPROVED:	BKP	JOB NUMBER:	2403591
CAD DATE:	7/27/2026		
CAD FILE:	J:\2024\2403591\CAD\Dwgs\C\SDP\Landscape_Plan		

BAR IS ONE INCH ON OFFICIAL DRAWINGS.
0 1"
IF NOT ONE INCH, ADJUST SCALE ACCORDINGLY.

NO.	DATE	BY	REVISION DESCRIPTION

HRGreen
HR GREEN - COLORADO SPRINGS
1975 RESEARCH PARKWAY SUITE 160
COLORADO SPRINGS, CO 80920
PHONE: 719.300.4140
FAX: 713.965.0044

CHURCH AT BENT GRASS MEADOWS
FAL REALTY, LLC.
FALCON, CO

SITE DEVELOPMENT PLAN
OVERALL LANDSCAPE PLAN

SHEET
L-101

8

HR GREEN Xrefs: xv-util_2403591; xv-row_2403591; xv-dsgn_2403591; xv-util_2403591; xv-dsgn_2403591; xl-dsgn_2403591; xref_Titleblock_2403591_SDP

LIETZKE, KRISTEN, 7/27/2026 1:59 PM

WOODMEN HILLS FIL. NO. 4
OWNER: ADAM PHIFER
1.02 AC., NO. 5301005022
ZONING: RR-0.5

WOODMEN HILLS FIL. NO. 4
OWNER: BILLY J. KNIGHT
1.04 AC., NO. 5301005023
ZONING: RR-0.5

WOODMEN HILLS FIL. NO. 4
OWNER: DALE A. PIERCE
1.04 AC., NO. 5301005024
ZONING: RR-0.5

WOODMEN HILLS FIL. NO. 4
OWNER: STEVEN B. SIAS JR.
1.02 AC., NO. 5301005025
ZONING: RR-0.5

WOODMEN HILLS FIL. NO. 4
OWNER: LARRY E. MESTNIK
1.12 AC., NO. 5301005026
ZONING: RR-0.5

UNPLATTED LAND
OWNER: WILMORE JUNCTION LLC.
18.36 AC., NO. 5301000011
ZONING: RR-5 PUD

15.00' LANDSCAPE BUFFER

(2) QO
(5) JS
(5) PP
(1) GD
(5) JS
(1) GD
(4) PP
(4) DM
(4) SK
(1) CV
(1) JS
(1) CV
(4) SK
(4) DM
(1) CV
(4) SK
(4) DM
PL
4' CONCRETE DRAIN PAN
PR. DUMPSTER ENCLOSURE (SEE ARCHITECTURAL DETAIL SHEET)
(6) JS
(1) MS
(4) JS
(2) MS
4' CONCRETE DRAIN PAN
(1) GD
(1) GD
(1) MS
EPC TYPE A CURB AND GUTTER (TYP.)
(2) JS
(4) DM
(4) SK
(1) MS
(7) RN
(5) CK
15.0' LANDSCAPE BUFFER
(4) JS
(2) GD
(5) RN
(3) CK
(1) JS
(1) MS
(3) PP
WE
PL
ADA
PARTITION
SITE LANDSCAPING WALL W/ ORNAMENTAL LANDSCAPING
(8) SK
(12) JD
(2) QO
(10) RN
(12) CK
(4) JR
(1) CV
(4) MU
(8) CK
(2) SK
(1) CV
(4) MU
(8) CK
(2) SK
(1) CV

PROPOSED CHURCH BUILDING (39,338 SF)

UNPLATTED TRACT
OWNER: FAL REALTY, INC.
6.27 ACRES, NO. 5301000033

7.5' CONC. S/W
(6) CP
(2) RN
(1) SK
(5) CK
(1) JR
(4) CK
(1) ER
(4) CP
(2) RN
(3) CK
(1) SK
(2) JR
(4) CK
(1) ER
6.0' CONC. S/W (TYP.)
(4) CP
(2) RN
(1) SK
(3) CK
(2) JR
(14) CK
(2) SK
(4) YG
(1) TA
(1) SK
(2) CK
(2) RN
(2) CP
6.0' CONC. S/W
(3) CP
(2) RN
(1) SK
(2) CK
(2) JR
(14) CK
(2) SK
6.0' CONC. S/W
(4) YG
(1) GD
(2) RN
(2) CK
(1) SK
(3) CP
6.0' CONC. S/W
(4) CP
(2) RN
(1) SK
(3) CK
(2) JR
(14) CK
(2) SK
(4) YG
(1) TA
(1) SK
(2) CK
(2) RN
(2) CP

MATCHLINE SEE SHT L-104
MATCHLINE SEE SHT L-103

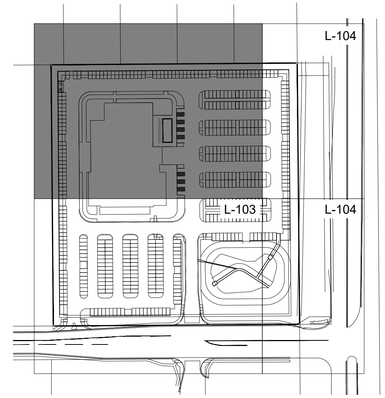

GROUND COVERS		
	19,738 SF	3/4" MOUNTAIN GRANITE ROCK
	31,865 SF	DETENTION SEEDING
	38,751 SF	NATIVE SEEDING
	10,874 SF	TURF SOD

NORTH
0 20
SCALE: 1"=20'

811
Know what's below.
Call before you dig.

PCD FILE NO.: SF268

DRAWN BY:	KAL	JOB DATE:	7/27/2026
APPROVED:	BKP	JOB NUMBER:	2403591
CAD DATE:	7/27/2026		
CAD FILE:	J:\2024\2403591\CAD\Dwgs\C\SDP\Landscape_Plan		

BAR IS ONE INCH ON OFFICIAL DRAWINGS.
0 IF NOT ONE INCH ADJUST SCALE ACCORDINGLY. 1"

NO.	DATE	BY	REVISION DESCRIPTION

HRGreen
HR GREEN - COLORADO SPRINGS
1975 RESEARCH PARKWAY SUITE 160
COLORADO SPRINGS, CO 80920
PHONE: 719.300.4140
FAX: 713.965.0044

CHURCH AT BENT GRASS MEADOWS
FAL REALTY, LLC.
FALCON, CO

SITE DEVELOPMENT PLAN
LANDSCAPE ENLARGEMENT 1

SHEET
L-102

9

HR GREEN Xrefs: xv-util_2403591; xv-row_2403591; xv-dsgn_2403591; xv-util_2403591; xc-dsgn_2403591; xl-dsgn_2403591; xref_Titleblock_2403591_SDP

LIETZKE, KRISTEN, 7/27/2026 1:59 PM

MATCHLINE
SEE SHT L-102

UNPLATTED TRACT
OWNER: FAL REALTY, INC.
2.07 ACRES, NO. 5301000026

UNPLATTED LAND
OWNER: WILMORE JUNCTION LLC.
18.36 AC., NO. 5301000011
ZONING: RR-5 PUD

BENT GRASS MEADOWS DRIVE
(PUBLIC 80' ROW
URBAN-MINOR COLLECTOR)

BENT GRASS PLAZA
OWNER: BENT GRASS EXCHANGE LLC.
1.21 AC., NO. 5301101070
ZONING: N/A, VACANT COMMERCIAL LOTS

BENT GRASS EAST COMMERCIAL FIL. NO. 1
OWNER: MDC COAST 6 LLC.
1.05 AC., NO. 5301104001
ZONING: CS

MATCHLINE
SEE SHT L-104

15.0' LANDSCAPE BUFFER

PAVED POND MAINTENANCE ACCESS

6.0' CONC. S/W

6.0' ATTACHED CONC. S/W

4' CONCRETE DRAIN PAN

4' CONCRETE TRICKLE CHANNEL

PR. PRIVATE FSD POND (POND A)

PR. PRIVATE STORM (SEE 3 - PRELIMINARY UTILITY PLAN)

PR. 6" PVC SANITARY SERVICE (PVT) (SEE 3 - PRELIMINARY UTILITY PLAN)

PR. 6" DOMESTIC SERVICE (PVT)

PR. 6" FIRE SERVICE (PVT)

PR. HYDRANT

PR. FIRE LANE STRIPING

PR. PVT. 8" PVC SANITARY (SEE 3 - PRELIMINARY UTILITY PLAN)

PR. PVT. 8" PVC WATER (SEE 3 - PRELIMINARY UTILITY PLAN)

PR. POND WARNING SIGN

PR. STOP SIGN

PR. CROSSWALK STRIPING (TYP.)

PR. YIELD SIGN

EX. TYPE A CURB AND GUTTER

RAISED MEDIAN W/ STANDARD EPC PATTERN & TYPE B CURB AND GUTTER

SECONDARY INGRESS/EGRESS, RT-IN/RT-OUT ONLY W/ DEVISING MEDIAN

10.0' LANDSCAPE SETBACK

EX. 8' CONCRETE DRAIN PAN

EX. CURB RETURN

PRIMARY INGRESS/EGRESS

PR. PUB. 12' RT-TURN IN LANE

EX. 8" PVC WHMD WATER MAIN (PUB)

EX. 8" PVC WHMD SANITARY MAIN (PUB)

EX. STRIPING (TYP.)

EX. 5' ATTACHED SIDEWALK

EX. 5' DETACHED SIDEWALK

EX. CSU GAS MAIN (UNKOWN SIZE & MATERIAL)

390' L.O.S

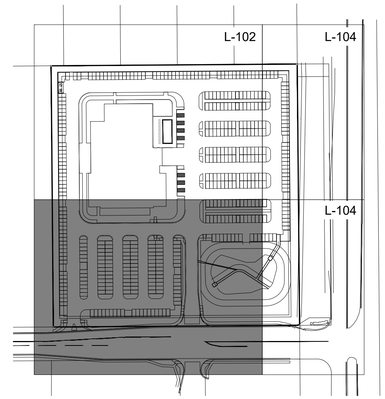

GROUND COVERS		
	19,738 SF	3/4" MOUNTAIN GRANITE ROCK
	31,865 SF	DETENTION SEEDING
	38,751 SF	NATIVE SEEDING
	10,874 SF	TURF SOD

NORTH
0 20
SCALE: 1"=20'

811
Know what's below.
Call before you dig.

PCD FILE NO.: SF268

DRAWN BY:	KAL	JOB DATE:	7/27/2026
APPROVED:	BKP	JOB NUMBER:	2403591
CAD DATE:	7/27/2026		
CAD FILE:	J:\2024\2403591\CAD\Dwgs\C\SDP\Landscape_Plan		

BAR IS ONE INCH ON OFFICIAL DRAWINGS.
0 1"
IF NOT ONE INCH, ADJUST SCALE ACCORDINGLY.

NO.	DATE	BY	REVISION DESCRIPTION

HRGreen
HR GREEN - COLORADO SPRINGS
1975 RESEARCH PARKWAY SUITE 160
COLORADO SPRINGS, CO 80920
PHONE: 719.300.4140
FAX: 713.965.0044

CHURCH AT BENT GRASS MEADOWS
FAL REALTY, LLC.
FALCON, CO

SITE DEVELOPMENT PLAN
LANDSCAPE ENLARGEMENT 2

SHEET
L-103

10

HR GREEN Xrefs: xv-util_2403591; xv-row_2403591; xv-dsgn_2403591; xc-util_2403591; xc-dsgn_2403591; xl-dsgn_2403591; xref_Titleblock_2403591_SDP

LIETZKE, KRISTEN, 7/27/2026 1:59 PM

MATCHLINE
SEE SHT L-102

WOODMEN HILLS FIL. NO. 4
OWNER: LARRY E. MESTNIK
1.12 AC., NO. 5301005026
ZONING: RR-0.5

15.00' LANDSCAPE BUFFER
(3) PP
EXCEPTION
REC. #: 211037676
(1) JS
(2) CV
(2) ER
(2) GD
(4) MU
(3) YG
(2) QO
(2) PP
7.5' CONC. S/W
(6) CK
4' CONCRETE
DRAIN PAN
(8) CK
(2) JR
(4) MU
(4) YG
(1) TA
(2) ER
75.00' EXCEPTION
REC. #: 211037677
(4) SK
(1) CV
(4) DM
(2) MS
20.0' LANDSCAPE
SETBACK
(8) CK
(2) JR
(4) MU
(4) YG
(1) GD
(2) ER
EX. EDGE OF PAVEMENT
(2) GD
EX. GUARD RAIL (TYP.)
EX. 20.00' ELECTRIC EASEMENT
(8) CK
(2) JR
(4) MU
(4) YG
(1) TA
(2) ER
EX. 10" PVC WHMD SANITARY MAIN
(PUB)
EX. 8" PVC WHMD WATER MAIN
(PUB)
(3) JS
(4) SK
(1) CV
(4) DM
MERIDIAN ROAD
(PUBLIC 210' ROW
PRINCIPAL ARTERIAL)
MATCHLINE
SEE SHT L-104

MATCHLINE
SEE SHT L-104

(1) ER
(4) CK
(1) GD
(4) RN
(4) MU
(2) EE
(4) RN
(2) YG
(4) MU
(1) GD
(1) ER
(6) CK
(2) CV
75.00' EXCEPTION
REC. #: 211037677
(1) JS
(2) PP
PR. CURB CUT
PR. POND WARNING SIGN
(2) TA
EX. TRIANGULAR, EARTHEN SWALE
W/ 4:1 SIDE SLOPES (PUB.)
(1) TA
(2) QO
(2) MS
CONCRETE TRICKLE
CHANNEL RUNDOWN
W/ 6" VERTICAL CURB
(BOTH SIDES)
Unresolved: Trees cannot be located in the path of the spillway
PR. PRIVATE FSD POND
(POND A)
20.0' LANDSCAPE
SETBACK
EX. TELEPHONE VAULT
4' CONCRETE TRICKLE CHANNEL
(2) GD
EX. ELECTRIC VAULT
(2) PS
(3) JS
EX. ELECTRIC MANHOLES
(1) PP
(1) TA
EX. FIBER OPTIC VAULT (TYP.)
EX. GUARD RAIL
BG
(2) CV
BG
BG
PR. CURB CUT
EX. ELECTRIC VAULT
10.0' LANDSCAPE SETBACK
PR. PUB. TAPER LANE
(5) 28"X36" HORIZONTAL ELLIPTICAL
RCP (HERCP) CULVERTS
MERIDIAN ROAD
(PUBLIC 210' ROW
PRINCIPAL ARTERIAL)
MATCHLINE
SEE SHT L-103
EX. EDGE OF PAVEMENT
BENT GRASS MEADOWS DRIVE
(PUBLIC 80' ROW
URBAN-MINOR COLLECTOR)

BENT GRASS EAST COMMERCIAL FIL. NO. 1
OWNER: MDC COAST 6 LLC.
1.05 AC., NO. 5301104001
ZONING: CS

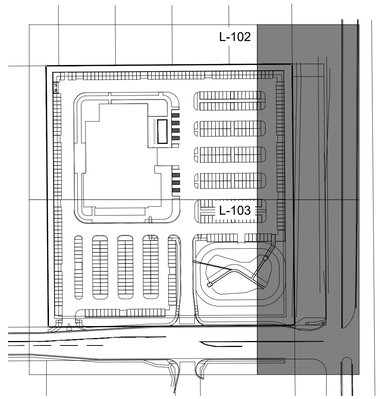

GROUND COVERS		
	19,738 SF	3/4" MOUNTAIN GRANITE ROCK
	31,865 SF	DETENTION SEEDING
	38,751 SF	NATIVE SEEDING
	10,874 SF	TURF SOD

NORTH
0 20
SCALE: 1"=20'

Know what's below.
Call before you dig.

PCD FILE NO.: SF268

DRAWN BY:	KAL	JOB DATE:	7/27/2026
APPROVED:	BKP	JOB NUMBER:	2403591
CAD DATE:	7/27/2026		
CAD FILE:	J:\2024\2403591\CAD\Dwgs\C\SDP\Landscape_Plan		

BAR IS ONE INCH ON OFFICIAL DRAWINGS.
0 1"
IF NOT ONE INCH, ADJUST SCALE ACCORDINGLY.

NO.	DATE	BY	REVISION DESCRIPTION

HRGreen
HR GREEN - COLORADO SPRINGS
1975 RESEARCH PARKWAY SUITE 160
COLORADO SPRINGS, CO 80920
PHONE: 719.300.4140
FAX: 713.965.0044

CHURCH AT BENT GRASS MEADOWS
FAL REALTY, LLC.
FALCON, CO

SITE DEVELOPMENT PLAN
LANDSCAPE ENLARGEMENT 3

SHEET
L-104

11

HR GREEN Xrefs: xv-util_2403591; xv-row_2403591; xv-dsgn_2403591; xc-util_2403591; xc-dsgn_2403591; xl-dsgn_2403591; xref_Titleblock_2403591_SDP

LIETZKE, KRISTEN, 7/27/2026 1:59 PM

NOTES:
1. MARK THE NORTH SIDE OF TREE IN NURSERY, AND ROTATE TREE TO FACE NORTH AT THE SITE WHENEVER POSSIBLE.
2. AT TIME OF PLANTING, DO NOT REMOVE OR CUT LEADER AND PRUNE ONLY DEAD OR BROKEN BRANCHES, CROSS OVER BRANCHES, AND WEEK OR NARROW CROTCHES. SOME INTERIOR TWIGS AND LATERAL BRANCHES MAY BE PRUNED. HOWEVER, DO NOT REMOVE THE TERMINAL BUDS OF BRANCHES THAT EXTEND TO THE EDGE OF THE CROWN.
3. STRUCTURAL PRUNING SHOULD NOT BEGIN UNTIL AFTER ESTABLISHMENT PERIOD, USUALLY TWO GROWING SEASONS.
4. KEEP PLANTS MOIST AND SHADED UNTIL PLANTING.
5. DO NOT FERTILIZE FOR AT LEAST ONE GROWING SEASON.
6. AMENDED BACKFILL SHALL BE ⅓ COMPOST (PREFERABLY CLASSIFIED) AND ⅔ NATIVE AND/OR IMPORTED TOPSOIL.
7. WRAP TRUNK ON EXPOSSED SITES AND SPECIES WITH THIN BARK. USE ELECTRICAL OR DUCT TAPE, NOT TWINE. OCTOBER 31 AND RMOVE MARCH 31 FOR THE PIKES PEAK REGION.
8. COORDINATE WITH CITY FORESTRY FOR CURRENT INSECT AND DISEASE RECOMMENDATIONS PRIOR TO PLANTING.
9. DEEP WATER ALL PLANTS AT TIME OF PLANTING.

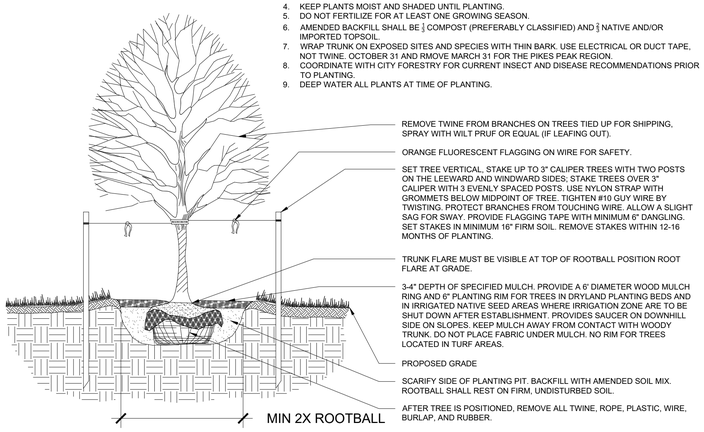

1 TYP. DECIDUOUS TREE PLANTING DETAIL

SCALE: NTS

NOTES:
1. DO NOT REMOVE OR CUT LEADER.
2. PRUNE ONLY DEAD OR BROKEN BRANCHES IMMEDIATELY PRIOR TO PLANTING.
3. DO NOT REMOVE ANY DOUBLE LEADER, UNLESS OTHERWISE DIRECTED BY OWNERS REPRESENTATIVE.
4. KEEP PLANTS MOIST AND SHADED UNTIL PLANTING.
5. AMENDED BACKFILL SHALL BE ⅓ COMPOST (PREFERABLY CLASSIFIED) AND ⅔ NATIVE AND/OR IMPORTED TOPSOIL.
6. MARK THE NORTH SIDE OF TREE IN NURSERY, AND ROTATE TREE TO FACE NORTH AT THE SITE WHENEVER POSSIBLE.
7. PINE AND SPRUCE TREES TO BE SPRAYED FOR IPS BARK BEETLE PRIOR TO PLANTING. COORDINATE WITH CITY FORESTRY FOR CURRENT INSECT AND DISEASE RECOMMENDATIONS PRIOR TO PLANTING.
8. DEEP WATER ALL PLANTS AT TIME OF PLANTING.

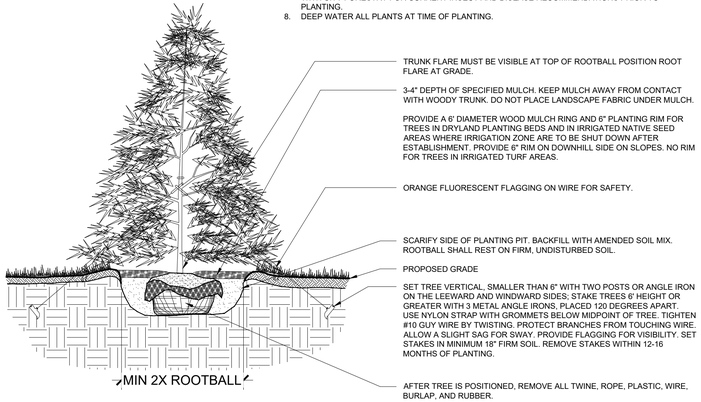

2 TYP. EVERGREEN TREE PLANTING DETAIL

SCALE: NTS

NOTES:
1. PRUNE ONLY DEAD OR BROKEN BRANCHES AND WEAK OR NARROW CROTCHES.
2. KEEP PLANTS MOIST AND SHADED UNTIL PLANTING.
3. DO NOT FERTILIZE FOR AT LEAST ONE GROWING SEASON.
4. AMENDED BACKFILL SHALL BE ⅓ COMPOST (PREFERABLY CLASSIFIED) AND ⅔ NATIVE AND/OR IMPORTED TOPSOIL.
5. ALL SHRUBS IN ROCK AREAS TO RECIEVE SHREDDED MULCH RINGS.
6. DEEP WATER ALL PLANTS AT TIME OF PLANTING.

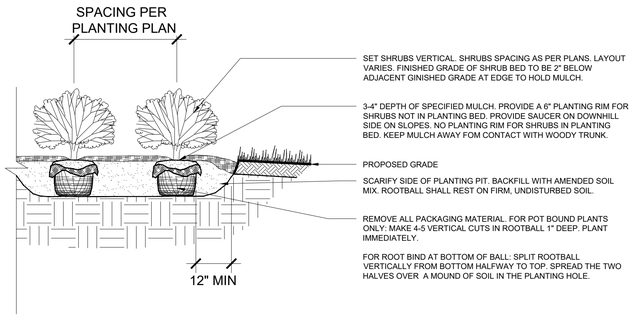

3 TYP. SHRUB PLANTING DETAIL

SCALE: NTS

GUYING STANDARDS
- TWO (2) MODEL 68 DUCKBILL ANCHORS (HOLDING CAPACITY 1100# PER ANCHOR IN NORMAL SOIL.
- 13' OF ⅛" 7x7 GALVANIZED STEEL CABLE WITH TURNBUCKLE ATTACHED MID-CABLE.
- ½" DIAMETER THIN WALL P.V.C. TUBING (WHITE) 48" MINIMUM LENGTH. ONE (1) REQUIRED/EACH GUY.
- TWO (2) TURNBUCKLES, EYE AND EYE TYPE, ⅜" THREAD DIAMETER WITH 3" TAKE-UP
- FOUR (4) ⅛" CABLE CLAMPS, ZINC PLATED (DR-2 STEEL DRIVE ROD 2' LONG WITH ¼" ROUND DRIVING TIP NEEDED TO INSTALL ANCHORS. ONE ROD, NOT INCLUDED IN KIT, DRIVES HUNDREDS OF ANCHORS)
- TWO (2) RUBBER HOSE TREE COLLARS, 21" LONG, EA.

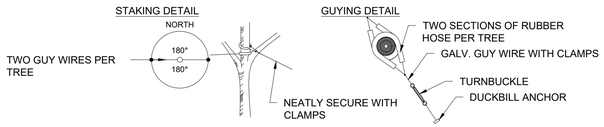

*APPLIES TO SINGLE TRUNK DECIDUOUS TREES 3" CAL. AND LESS & EVERGREEN TREES 8' HT. AND LESS

GUYING STANDARDS
- THREE (3) MODEL 68 DUCKBILL ANCHORS (HOLDING CAPACITY 1100# PER ANCHOR IN NORMAL SOIL.
- 13' OF ⅛" 7x7 GALVANIZED STEEL CABLE WITH TURNBUCKLE ATTACHED MID-CABLE.
- ½" DIAMETER THIN WALL P.V.C. TUBING (WHITE) 48" MINIMUM LENGTH. ONE (1) REQUIRED/EACH GUY.
- THREE (3) TURNBUCKLES, EYE AND EYE TYPE, ⅜" THREAD DIAMETER WITH 3" TAKE-UP
- SIX (6) ⅛" CABLE CLAMPS, ZINC PLATED (DR-2 STEEL DRIVE ROD 2' LONG WITH ¼" ROUND DRIVING TIP NEEDED TO INSTALL ANCHORS. ONE ROD, NOT INCLUDED IN KIT, DRIVES HUNDREDS OF ANCHORS)
- THREE (3) RUBBER HOSE TREE COLLARS, 21" LONG, EA.

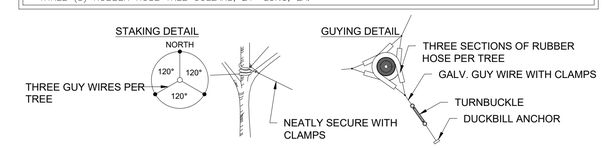

*APPLIES TO SINGLE TRUNK DECIDUOUS TREES GREATER THAN 3" CAL. & EVERGREEN TREES GREATER THAN 8' HT.

4 TYP. GUYING DETAIL

SCALE: NTS

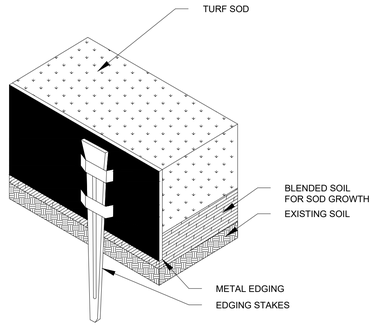

CONFIGURATION AND JOINING



NOTES:
1. INSTALLATION TO BE COMPLETED IN ACCORDANCE WITH MANUFACTURER'S SPECIFICATIONS.
2. METAL EDGING IS TO BE POWDER COATED AND ROLLED TOP.
3. USE BROWN COLOR ONLY.
4. CUT/BEND WHERE NEEDED TO CONFORM TO LANDSCAPE PLAN LAYOUT.

5 TYP. METAL EDING DETAIL

SCALE: NTS

NOTES:
1. TOPSOIL TO CONSIST OF DARK, LIGHT LOAM SOIL FREE OF ALL IMPURITIES SUCH AS ROCKS, ROOTS AND OTHER FOREIGN MATERIALS.
2. APPLY FERTILIZER WITHIN 2-3 DAYS OF PLANTINGS.
3. COMPOST TO CONSIST OF 1-YEAR OLD ORGANIC MATERIAL AND SHOULD NOT INCLUDE CHICKEN MANURE.
4. MATERIALS GREATER THAN 1" DIAMETER OR FROZEN SOIL SHALL BE REMOVED.
5. TILLED SOIL SHALL BE SMOOTHLY RAKED TO A FINISHED GRADE TO PROVIDE POSITIVE DRAINAGE.

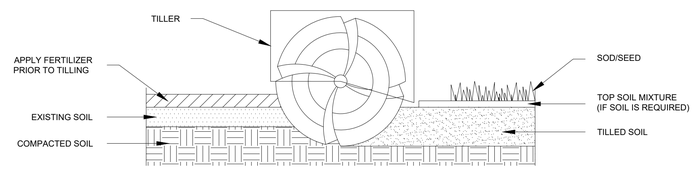

6 TYP. SOIL PREPARATION (ALL AREAS)

SCALE: NTS

811 Know what's below. Call before you dig.

PCD FILE NO.: SF268

DRAWN BY:	KAL	JOB DATE:	7/27/2026
APPROVED:	BKP	JOB NUMBER:	2403591
CAD DATE:	7/27/2026		
CAD FILE:	J:\2024\2403591\CAD\Dwgs\C\SDP\Landscape_Plan		

BAR IS ONE INCH ON OFFICIAL DRAWINGS. 0 — 1". IF NOT ONE INCH, ADJUST SCALE ACCORDINGLY.

NO.	DATE	BY	REVISION DESCRIPTION

HRGreen
HR GREEN - COLORADO SPRINGS
1975 RESEARCH PARKWAY SUITE 160
COLORADO SPRINGS, CO 80920
PHONE: 719.300.4140
FAX: 713.965.0044

CHURCH AT BENT GRASS MEADOWS
FAL REALTY, LLC.
FALCON, CO

SITE DEVELOPMENT PLAN
LANDSCAPE DETAILS

SHEET L-105 | 12

HR GREEN Xrefs: xv-util_2403591; xv-row_2403591; xv-dsgn_2403591; xc-util_2403591; xc-dsgn_2403591; xl-dsgn_2403591; xref_Titleblock_2403591_SDP

ELECTRICAL LEGEND

SYMBOL	DESCRIPTION
	LIGHTING NOTES: 1. LETTER WITHIN OR ADJACENT TO FIXTURE INDICATES FIXTURE TYPE. RE: FIXTURE SCHEDULE. 2. NOT ALL SYMBOLS ARE LISTED HERE.
A	LIGHTING FIXTURE, RECESSED IN CEILING
A	LIGHTING FIXTURE ON EMERGENCY OR STANDBY POWER SOURCE OR BATTERY POWERED. THESE FIXTURES MAY ALSO BE DESIGNATED WITH AN 'E' SUFFIX.
A	STRIP LIGHTING FIXTURE
EX	UNIT EQUIPMENT EMERGENCY LIGHT
A	LIGHTING FIXTURE CEILING MOUNTED
X X	EXIT LIGHT WALL MOUNTED 8'-0" AFF TO CENTER, UNO SHADED AREA(S) INDICATE ILLUMINATED FACE(S). CEILING MOUNT WHERE CONDITIONS REQUIRE.
A	EXTERIOR POLE MOUNTED LIGHTING FIXTURE
	RECEPTACLES MOUNT 18" AFF TO CENTER, UNO SUBSCRIPTS: CF QUAD LOCATED UNDER RAISED COMPUTER FLOORING CR CORD REEL ASSEMBLY (SEE DETAIL) DC DROP CORD (SEE DETAIL) DS FOR DISPLAY, TV, OR MONITOR (SEE DETAIL) FF FLOOR BOX WITH HARDWIRED CONNECTION TO FURNITURE FP FLOOR BOX WITH POWER AND DATA RECEPTACLES (REFER TO SPECS) GFI GROUND FAULT CIRCUIT INTERRUPTER IG ISOLATED GROUND P CEILING MOUNTED FOR PROJECTOR (SEE DETAIL) SB FOR SMARTBOARD OR SIMILAR (SEE DETAIL) SP SURGE PROTECTED TR TAMPER RESISTANT T TEACHER DESK (SEE DETAIL), VERIFY EXACT LOCATION WITH OWNER TV FOR DISPLAY, TV, OR MONITOR (SEE DETAIL) USB INCLUDES INTEGRAL USB CHARGING PORTS WP WEATHERPROOF WHILE IN USE (WITH METAL COVER)
	SIMPLEX RECEPTACLE OUTLET
	DUPLEX RECEPTACLE OUTLET
	QUADPLEX RECEPTACLE OUTLET
	SPECIAL PURPOSE RECEPTACLE MOUNTED 48" AFF, UNO RE: PLANS
	RECEPTACLE FED FROM GFCI BREAKER
	GFCI RECEPTACLE
	RECEPTACLE MOUNTED 6" ABOVE COUNTER OR 36" AFF UNO
	GFCI RECEP, WP W/ METALLIC WHILE-IN-USE COVER (LEGRAND WIUCAST OR EQUAL)
	DEADFRONT GFCI; LEVITON GFRBF OR EQUAL
	CEILING MOUNTED RECEPTACLE OUTLET
	QUADPLEX FLOOR OUTLET (REFER TO SPECS)
	SPECIAL PURPOSE OUTLET, (REFER TO PLANS)
PP	POWER POLE
	SWITCHES MOUNT 48" AFF TO TOP, UNO SUBSCRIPTS: WP WEATHERPROOF LV LOW VOLTAGE P PILOT LIGHT
$	SINGLE POLE, SINGLE THROW WALL SWITCH
$2	DOUBLE POLE, SINGLE THROW WALL SWITCH
$3	THREE WAY WALL SWITCH
$4	FOUR WAY WALL SWITCH
$D/$30	0-10V DIMMER SWITCH. TRUE MULTI-LOCATION 0-10V DIMMER (PROVIDE COMPATIBLE SENSORS AND ALL PARTS AND CABLING AS REQUIRED). APPROVED ALTERNATES: 1. ACUITY nPODMA SWITCHES WITH nPP16D POWER PACK(S) 2. HUBBELL NX NXSW-ORLQ SWITCHES WITH NXRC-1RD ROOM CONTROLLER 3. PICO 2BRL SWITCHES WITH RMJS-8T-DV-B POWER PACKS(S) 4. GREENGATE ZONE WALL STATION WITH ROOM CONTROLLER 5. OR EQUAL
$M	LOW VOLTAGE MOMENTARY SWITCH WIRED TO PROVIDE MANUAL-ON OPERATION WITH A POWER PACK
$OS	0-10V DIMMER AND VACANCY SENSOR SWITCH, LUTRON MS-Z101-V OR EQUAL.
$OS	WALL MOUNTED OCCUPANCY SENSOR/SWITCH; SET TO MANUAL-ON OPERATION
$M	MANUAL MOTOR STARTER
$K	KEY SWITCH
$LV	LOW VOLTAGE SWITCH
$T	TIMER SWITCH. (ACUITY PTS 15 OR EQUAL)

SYMBOL	DESCRIPTION
	CIRCUITING/RACEWAY HOMERUN TO PANEL INDICATED. ARROWHEADS INDICATE NUMBER OF CCTS.
	CONDUIT CAPPED FOR FUTURE USE
	CONTROL/MISC
	PUSHBUTTON STATION MOUNTED 48" AFF TO TOP
T	THERMOSTAT OR TEMPERATURE SENSOR MOUNTED 48" AFF TO TOP TO CENTER, UNO.
	GROUND ROD
	GROUND WELL
M	METER
OS	CEILING MOUNTED OCCUPANCY SENSOR
DS	CEILING MOUNTED DAYLIGHT SENSOR
LOS	LONG RANGE CEILING MOUNTED OCCUPANCY SENSOR
WOS	WALL MOUNTED OCCUPANCY SENSOR
	BOLD LINETYPES REPRESENT NEW WORK
	SUBDUED LINETYPES REPRESENT EXISTING WORK
	BOLD & DASHED LINETYPES REPRESENT DEMOLITION WORK
	POWER DISTRIBUTION
	PANELBOARD
	SAFETY DISCONNECT SWITCH
F	SAFETY DISCONNECT SWITCH - FUSED
	COMBINATION DISCONNECT SWITCH AND MOTOR STARTER OR CONTROL PANEL
VFD	VARIABLE FREQUENCY DRIVE
	CONTACTOR / RELAY / CONTROLLER
M	MOTOR
J	JUNCTION BOX
J	JUNCTION BOX, WALL MOUNTED
	PULL BOX
J	UNDERFLOOR DUCT JUNCTION BOX
	DRY TYPE TRANSFORMER MOUNTED ON 3.5" TALL CONCRETE HOUSE KEEPING PAD. PAD SHALL BE 6" LARGER THAN TX ON ALL (4) SIDES; CHAMFER ALL CORNERS OF PAD.
	GROUND BAR
	INTERCOM/PAGING/SOUND SUBSCRIPTS: R RECESS S SURFACE DB DOUBLE BAFFLE WP WEATHERPROOF VC VOLUME CONTROL
S	SPEAKER - CEILING MOUNTED (RECESSED, UNO)
S	SPEAKER - WALL MOUNTED
	SPEAKER - TRUMPET TYPE (WALL MOUNTED, UNO)
CS	CALL STATION; MOUNT 48" AFF TO TOP, UNO
	BUZZER
$VC	VOLUME CONTROL WALL MOUNTED 48" AFF TO TOP, UNO
	CLOCK (SINGLE FACE AND DUAL FACE)
	SECURITY/INTRUSION ALARM
DL	REMOTE DOOR LOCK/UNLOCK CONNECTION; MOUNT 48" AFF TO CENTER, UNO
R	CARD READER; PROVIDE 120V F NEAREST RECEP CKT FOR POWER SUPPLY; MOUNT 48" AFF TO TOP, UNO
	SECURITY CAMERA; PROVIDE DATA DROP TO NEAREST IDF
DC	DOOR CONTACT
KP	KEYPAD; MOUNT 48" AFF TO TOP, UNO
MS	MOTION SENSOR
GB	GLASS BREAK SENSOR
RFX	REQUEST TO EXIT

SYMBOL	DESCRIPTION
	FIRE ALARM PROVIDE DEVICES AND QUANTITIES AS REQUIRED FOR A COMPLETE AND CODE COMPLIANT SYSTEM.
FACP	FIRE ALARM CONTROL PANEL - PROVIDE 120V POWER
FAA	FIRE ALARM SYSTEM ANNUNCIATOR
FAN	FIRE ALARM SYSTEM NOTIFICATION APPLIANCE CIRCUIT
M	MANUAL PULL STATION (MTD. 48" AFF TO TOP, UNO)
	COMBINATION HORN/STROBE (MTD. 81" AFF TO BOTTOM, UNO)
	COMBINATION HORN/STROBE (CLG MTD.)
	ALARM STROBE LIGHT (MTD. 81" AFF TO BOTTOM, UNO)
	ALARM STROBE LIGHT (CLG MTD.)
	SPEAKER/STROBE (MTD. 81" AFF TO BOTTOM, UNO)
	SPEAKER/STROBE (CLG MTD.)
S	SPEAKER (MTD. 81" AFF TO BOTTOM, UNO)
S	SPEAKER (CLG MTD.)
	SMOKE DETECTOR (UF = UNDERFLOOR)
	HEAT DETECTOR
	DUCT MOUNTED SMOKE DETECTOR
	BEAM SMOKE DETECTOR - DETECTOR
	BEAM SMOKE DETECTOR - REFLECTOR
T	TAMPER SWITCH - PROVIDE QUANTITIES AS DIRECTED BY SPRINKLER INSTALLER
F	FLOW SWITCH - PROVIDE QUANTITIES AS DIRECTED BY SPRINKLER INSTALLER
	PRESSURE SWITCH
	MAGNETIC DOOR HOLDER; CONNECT TO NEAREST 120V CIRCUIT UNO
CO	CARBON MONOXIDE DETECTOR
	COMMUNICATIONS PROVIDE 4" SQUARE, 2-1/8" DEEP BOX WITH APPROPRIATE SINGLE-GANG DEVICE RING FLUSH MOUNTED 18" AFF AND 1" CONDUIT WITH PULL WIRE TO ACCESSIBLE SPACE 6" ABOVE CEILING, UNO. PROVIDE BLANK COVER PLATE FOR ALL EMPTY BOXES
#	DATA OUTLET, SUBSCRIPT (#) AT JACK INDICATES QUANTITY OF CAT CABLES AND JACKS TO BE INSTALLED. THE ABSENCE OF A NUMBER INDICATES TWO DROPS
T	TEACHERS AV DATA OUTLET, SEE DETAIL AND COORDINATE EXACT LOCATION WITH OWNER.
TV	TELEVISION OUTLET, SEE DETAIL.
SB	SMARTBOARD OUTLET, SEE DETAIL.
AV	TEACHER'S OUTLET FOR SMARTBOARD OR PROJECTOR, SEE DETAIL
	TELEPHONE OUTLET
	COMBINATION TELEPHONE/DATA OUTLET
P	PROJECTOR, INSTALL ONE CAT CABLE TO THIS LOCATION ABOVE CEILING WITH LEVITON QUICK PORT COMPATIBLE TWO-PORT, SURFACE MOUNT COMMUNICATIONS HOUSING, ITEM LEVITON 41089-2*P. HOUSING SHALL BE BLACK AT PROJECTORS. COIL 10' OF CABLE ABOVE CEILING AND TERMINATE. SEE PROJECTOR DETAIL ON PLANS.
WAP	WIRELESS ACCESS POINT, INSTALL ONE CAT CABLE TO THIS LOCATION ABOVE CEILING WITH LEVITON QUICK PORT COMPATIBLE TWO-PORT, SURFACE MOUNT COMMUNICATIONS HOUSING, ITEM LEVITON 41089-2*P. HOUSING SHALL BE WHITE. COIL 10' OF CABLE ABOVE CEILING AND TERMINATE.
	NURSE CALL
NCE	NURSE CALL EMERGENCY STATION (PULL CORD) 44" AFF
NC2	NURSE CALL SINGLE OR DUAL BEDSIDE STATION 44" AFF
NCD	NURSE CALL DUTY STATION 44" AFF
NCS	NURSE CALL STAFF STATION 44" AFF
NCB	NURSE CALL CODE BLUE STATION 44" AFF
NCP	NURSE CALL CODE PUNK STATION 44" AFF
NCL	NURSE CALL PRESENCE INDICATOR (LOCATOR) STATION
NCZ	NURSE CALL CORRIDOR ZONE LIGHT
NC	NURSE CALL DOME LIGHT
NCC	NURSE CALL CABINET 54" AFF
NCM	NURSE CALL MASTER STATION

NOTE: ALL SYMBOLS ARE NOT NECESSARILY USED ON THIS PROJECT

ABBREVIATIONS

ABBREVIATION	DESCRIPTION
AFF	ABOVE FINISHED FLOOR
AFG	ABOVE FINISHED GRADE
AL	ALUMINUM
AIC	SYMMETRICAL AMPS INTERRUPTING CAPACITY
AWG	AMERICAN WIRE GAUGE
AV	AUDIBLE AND VISUAL
BAS	BUILDING AUTOMATION SYSTEM
BFF	BELOW FINISHED FLOOR
BFG	BELOW FINISHED GRADE
BLDG	BUILDING
C	CONDUIT
CB	CIRCUIT BREAKER
CU	COPPER
DC	DROP CORD
DDC	DIRECT DIGITAL CONTROL
EG	EQUIPMENT GROUND
ELEC	ELECTRICAL
EMCS	ENERGY MANAGEMENT & CONTROL SYSTEM
EMT	ELECTRICAL METALLIC TUBING
ETC.	ET CETERA
EWC	ELECTRIC WATER COOLER
EXIST. OR E	EXISTING
FA	FIRE ALARM
FIC	FIBER OPTIC INTERCONNECT CENTER
FMC	FLEXIBLE METALLIC CONDUIT
GFI OR GFCI	GROUND FAULT CIRCUIT INTERRUPTER
IA	INTRUSION ALARM
IG	ISOLATED GROUND
LTFMC	LIQUID TIGHT FLEXIBLE METALLIC CONDUIT
LV	LOW VOLTAGE
MCA	MINIMUM CIRCUIT AMPACITY
MCB	MAIN CIRCUIT BREAKER
MCC	MOTOR CONTROL CENTER
MLO	MAIN LUGS ONLY
N/A	NOT APPLICABLE
N.C.	NORMALLY CLOSED
NEC	NATIONAL ELECTRICAL CODE
NEUT.	NEUTRAL
NIC	NOT IN CONTRACT
N.O.	NORMALLY OPEN
NL	NIGHT LIGHT (CONNECT TO UNSWITCHED CIRCUIT)
OC	ON CENTER
OH	OVERHEAD
OHD	OVERHEAD DOOR
PNL	PANELBOARD
RGSC	RIGID GALVANIZED STEEL CONDUIT
SCH.	SCHEDULE
SPECS	CONTRACT SPECIFICATIONS
TEL	TELEPHONE
TGB	TELEPHONE GROUND BAR
TTB	TELEPHONE TERMINAL BOARD
TYP	TYPICAL
UGE	UNDERGROUND ELECTRIC
UGT	UNDERGROUND TELEPHONE
UL	UNDERWRITERS LABORATORIES
UNO	UNLESS NOTED OTHERWISE
VFD	VARIABLE FREQUENCY DRIVE
WAP	WIRELESS ACCESS POINT
WP	WEATHERPROOF
+48" -48"	MOUNTING HEIGHT ABOVE FINISHED FLOOR OR FINISHED GRADE MOUNTING HEIGHT BELOW FINISHED FLOOR OR FINISHED GRADE

GENERAL PROJECT NOTES

1. ALL WORK SHALL BE IN CONFORMANCE WITH NATIONAL, STATE, AND LOCAL CODES AND/OR ORDINANCES.
2. ELECTRICAL CONTRACTOR SHALL COORDINATE WORK WITH ALL OTHER CONTRACTORS & LOCAL UTILITY. E.C. SHALL CONTACT LOCAL UTILITY FOR EXACT SERVICE REQUIREMENTS TO INCLUDE BUT NOT LIMITED TO TRANSFORMER, METERING AND CABLING. LOCAL UTILITY REQUIREMENTS SUPERSEDE DRAWINGS AND SPECIFICATIONS.
3. SEE OTHER DRAWINGS FOR ADDITIONAL REQUIREMENTS, INCLUDING, BUT NOT LIMITED TO ARCHITECTURAL, MECHANICAL, PLUMBING, A/V, THEATRICAL, ETC.
4. ELECTRICAL DRAWINGS ARE DIAGRAMMATIC ONLY. THEY ARE INTENDED TO GIVE APPROXIMATE LOCATIONS AND OVERALL DESIGN INTENT. THE ELECTRICAL CONTRACTOR SHALL BE RESPONSIBLE FOR PRODUCTS, MATERIALS, AND ELECTRICAL METHODS WHICH HAVE NOT BEEN SHOWN OR INDICATED BUT ARE REQUIRED FOR A COMPLETE SYSTEM TO THE STANDARDS OF THE INDUSTRY.
5. INSTALL LIGHTING FIXTURES IN ACCORDANCE WITH MANUFACTURER'S RECOMMENDATIONS. PROVIDE SUPPORTING DEVICES FOR ADEQUATE SUPPORT OF FIXTURES FROM STRUCTURE.
6. ELECTRICAL RACEWAYS THAT PENETRATE FIRE RATED ASSEMBLIES SHALL BE SLEEVED AND SEALED USING AN APPROVED UL LISTED ASSEMBLY AND PER THE LOCAL BUILDING CODE.
7. WHERE THERE ARE CONFLICTS BETWEEN ANY SECTIONS OF THE SPECIFICATIONS OR THE PLANS OR BETWEEN THE PLANS AND SPECIFICATIONS, THE MOST STRICT SHALL APPLY. THE MOST STRICT REQUIREMENT SHALL BE INTERPRETED TO BE THE MOST EXPENSIVE METHOD UNLESS DIRECTED OTHERWISE BY THE ARCHITECT OR ENGINEER.

LOW VOLTAGE SYSTEMS SCOPE

SYSTEM TYPE	CONTRACTOR'S SCOPE OF WORK	NOTES
FIRE ALARM	COMPLETE SYSTEM IS INCLUDED IN CONTRACT.	1, 3, 5
DATA / COMM WIRING	ROUGH-IN ONLY.	-
DATA INFRASTRUCTURE	NOT IN CONTRACT.	-
LIGHTING CONTROL	COMPLETE SYSTEM IS INCLUDED IN CONTRACT.	-
A/V SYSTEM	N/A	-
ACCESS CONTROL	NOT IN CONTRACT.	-
INTRUSION DETECTION	N/A	-
CCTV	N/A	-
CLOCK SYSTEM	N/A	-

NOTES:
1. PROVIDE A COMPLETE AND CODE COMPLIANT SYSTEM.
2. PROVIDE ALL PARTS AND CONNECTIONS FOR A FULLY FUNCTIONAL SYSTEM.
3. SEE PLANS FOR ADDITIONAL DETAILS.
4. SEE SPECS FOR ADDITIONAL DETAILS.
5. CONNECT TO / EXTEND EXISTING SYSTEM.
6. -

ELECTRICAL SHEET INDEX:

E000 - ELECTRICAL LEGEND

E010 - ELECTRICAL DEMOLITION PLAN

E100 - ELECTRICAL SITE PLAN

E200 - ELECTRICAL LIGHTING PLAN
E210 - ELECTRICAL LIGHTING DETAILS

E300 - ELECTRICAL POWER PLAN
E310 - ELECTRICAL POWER DETAILS

E400 - ELECTRICAL SYSTEMS PLAN
E410 - ELECTRICAL SYSTEMS DETAILS

E500 - ELECTRICAL RISER DIAGRAM
E510 - ELECTRICAL PANEL SCHEDULES

PCD FILE NO.: PPR_____

ALLEN CONSULTING INCORPORATED
ACI Project No. 152.25
CAF-11110 Expires: 4/30/2025
110 N. Mercedes Dr., Suite 100
Norman, Ok 73069-6578
Ph.(405)447-2282, Fax(405)447-2284

REVISIONS:

ARCHITECT:
SEED DEVELOPMENT SERVICES
c/o McAfee & Taft P.C.
10th Floor, Two Leadership Square
211 N. Robinson Ave.
Oklahoma City, OK 73102
405-236-5858

STRUCTURAL ENGINEER:
Wallace Design Collective
410 N. Walnut Ave., Suite 200
Oklahoma City, OK 73104
405-236-5858

MECHANICAL AND ELECTRICAL ENGINEER:
ALLEN CONSULTING INCORPORATED
110 N. Mercedes Dr.
Norman, OK 73069
405-447-2282

CIVIL ENGINEER:

CHURCH AT BENT GRASS MEADOWS
FALCON, COLORADO
(EL PASO COUNTY)
FAL REALTY, LLC.

DRAWN BY: RW **CHECKED BY:** TR

SEAL:

DATE: 7/20/2026

PROJECT NUMBER: RMDL000xx

DRAWING TITLE:
ELECTRICAL LEGEND

DRAWING NUMBER:
13

SITE LUMINAIRE SCHEDULE							
FIXTURE TYPE	DESCRIPTION	MANUFACTURER	MODEL #	VOLTS	MOUNTING	LAMP	NOTES
P3H	LED PARKING LOT FIXTURE (TYPE 3M) W/ MOTION SENSOR & HOUSE-SIDE SHIELD	LSI	VALM-18L-3M-UNV-40K8-BRZ-SA-IMSBT1L-IS	MULTIPLE	POLE 20'-0" O.A.H.	104W LED 16604LM 40K	1,2,3
P5	LED PARKING LOT FIXTURE (TYPE 5) W/ MOTION SENSOR	LSI	VALM-24L-5QM-UNV-40K8-BRZ-SA-IMSBT1L	MULTIPLE	POLE 20'-0" O.A.H.	141W LED 24448LM 40K	1,2,3
WP	LED WALL PACK W/ PHOTOCELL AND MOTION SENSOR	LITHONIA	WDGE2 LED-P3-40K-80CRI-T3M-MVOLT-PIR1FC3V	MULTIPLE	WALL 11'-0" AFF	32W LED 3216L 40K	2

SITE LIGHTING SCHEDULE KEYED NOTES:
1. PROVIDE QUANTITY OF HEADS AS SHOWN PER PLANS.
2. LIGHTING SHALL BE CONTROLLED BY 1P20A CONTACTOR, OPERATED BY A PROGRAMMABLE 7-DAY ASTRONOMIC TIME CLOCK (TORK E100B OR EQUAL FOR CONTROL SIGNAL). PROVIDE LIGHTING CONTACTOR FOR EACH LIGHTING CIRCUIT.
3. THE OVERALL HEIGHT SHOWN IN SITE LIGHTING LUMINAIRE SCHEDULE IS THE HEIGHT FROM THE PARKING LOT LEVEL TO THE BOTTOM OF THE FIXTURE HEAD. COORDINATE POLE LENGTH WITH POLE BASE HEIGHT ABOVE PARKING LOT LEVEL.

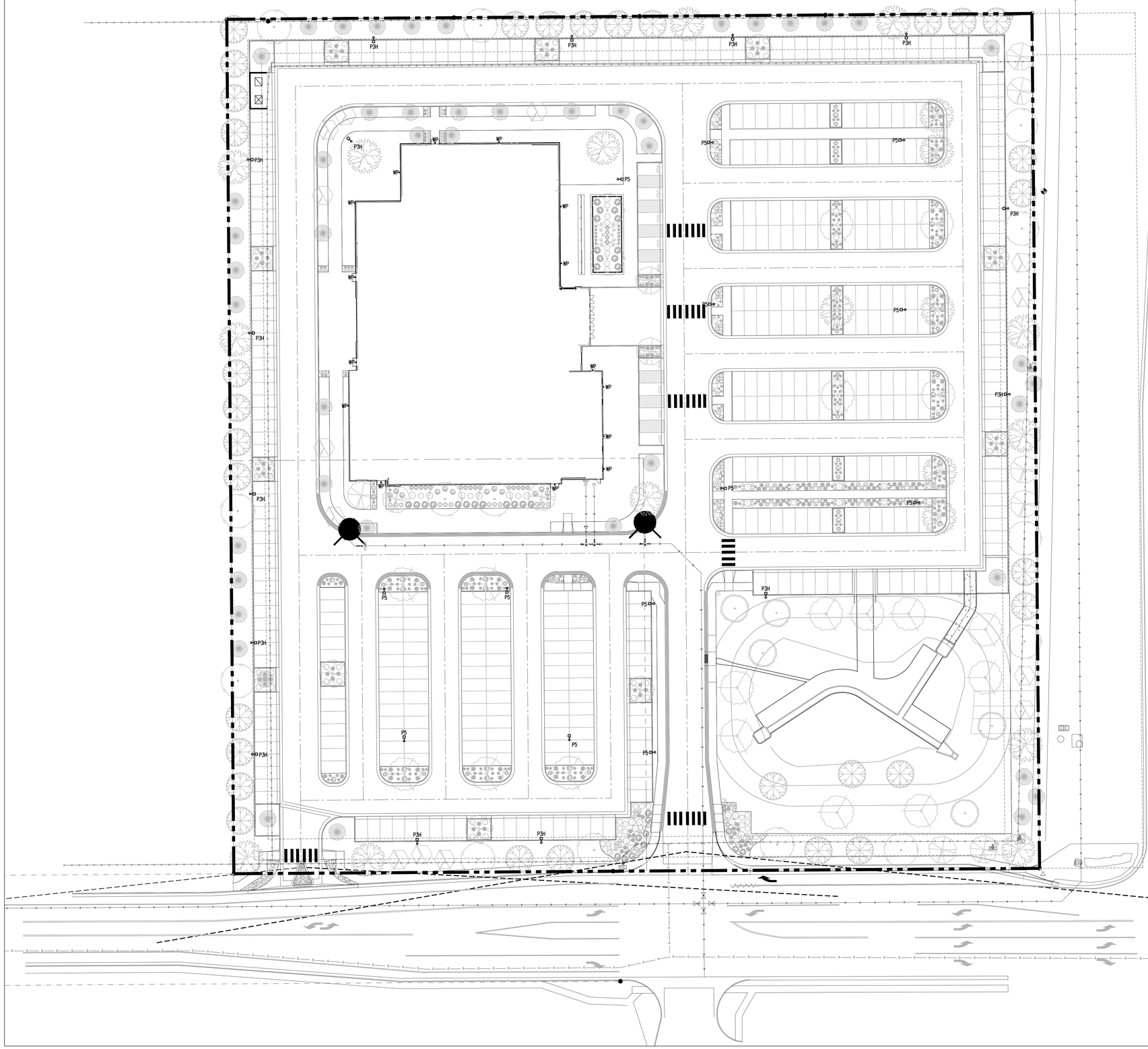

1 E100 SITE PLAN
1" = 30'-0"

PCD FILE NO.: PPR_____

ALLEN CONSULTING INCORPORATED
ACI Project No. 152.25
CAF-11110 Expires: 4/30/2025
110 N. Mercedes Dr., Suite 100
Norman, Ok 73069-6578
Ph.(405)447-2282, Fax(405)447-2284

REVISIONS:

ARCHITECT:
SEED DEVELOPMENT SERVICES
c/o McAfee & Taft P.C.
10th Floor, Two Leadership Square
211 N. Robinson Ave.
Oklahoma City, OK 73102
405-236-5858

STRUCTURAL ENGINEER:
Wallace Design Collective
410 N. Walnut Ave., Suite 200
Oklahoma City, OK 73104
405-236-5858

MECHANICAL AND ELECTRICAL ENGINEER:
ALLEN CONSULTING INCORPORATED
110 N. Mercedes Dr.
Norman, OK 73069
405-447-2282

CIVIL ENGINEER:

XXXXXXXXXXX
XXXXXXXXXX

PROPERTY LINE PHOTOMETRIC SCHEDULE	
AVERAGE FOOT-CANDLES	0.06
MAXIMUM FOOT-CANDLES	0.1
MINIMUM FOOT-CANDLES	0.0

GENERAL PHOTOMETRIC SCHEDULE	
AVERAGE FOOT-CANDLES	1.83
MAXIMUM FOOT-CANDLES	6.0
MINIMUM FOOT-CANDLES	0.3
MINIMUM TO MAXIMUM FC RATIO	0.05
MAXIMUM TO MINIMUM FC RATIO	19.30
AVERAGE TO MINIMUM FC RATIO	5.88

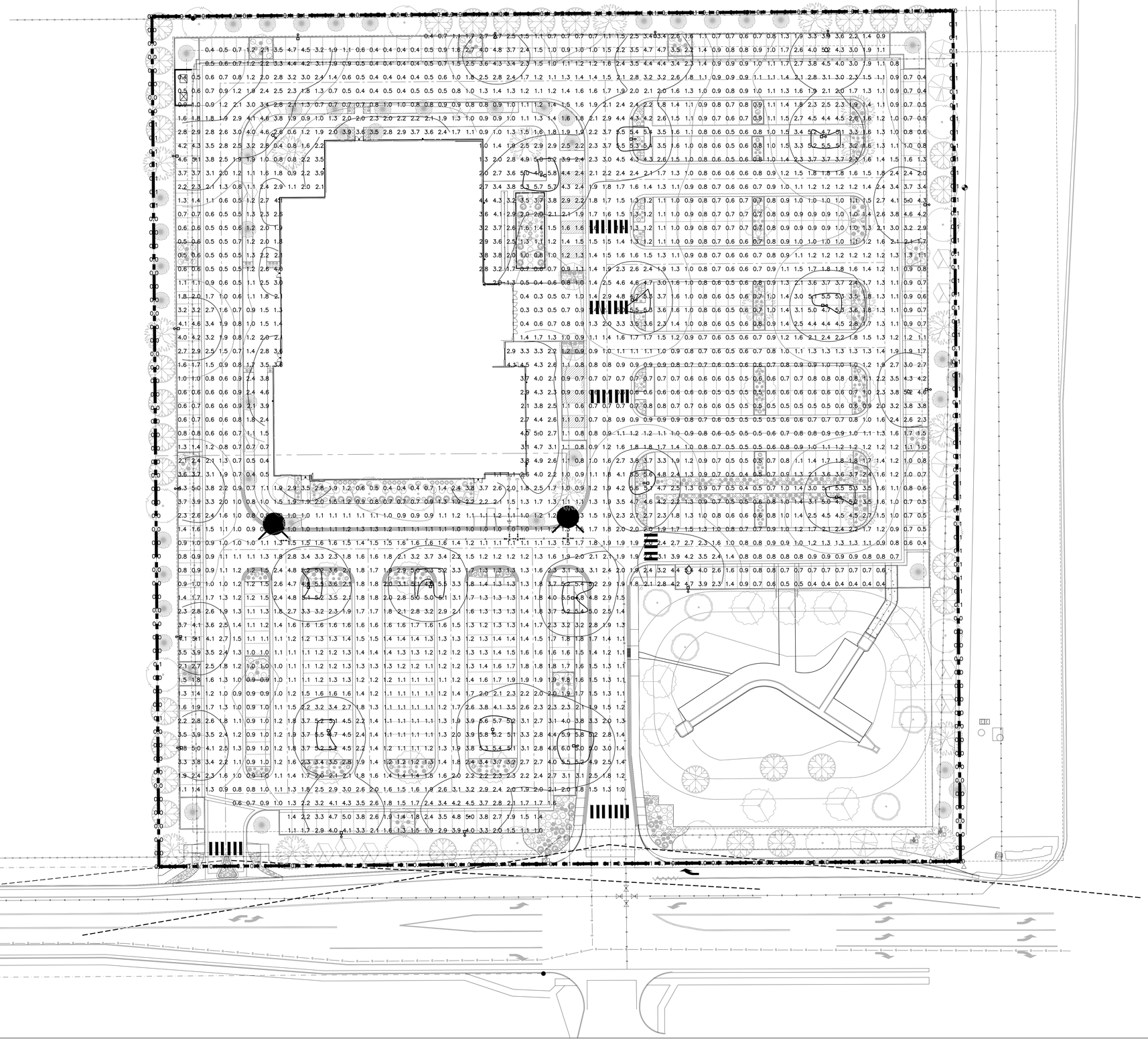

1 E100 SITE PLAN
1" = 30'-0"

PCD FILE NO.: PPR_____

ALLEN CONSULTING INCORPORATED
ACI Firm Reg No. 152.25
CA#1110 Expires: 6/30/2025
110 N. Mercedes Dr., Suite 100
Norman, Ok 73069-8578
Ph.(405)447-2282, Fax(405)447-2284

REVISIONS:

ARCHITECT:
SEED DEVELOPMENT SERVICES
c/o McAfee & Taft P.C.
10th Floor, Two Leadership Square
211 N. Robinson Ave.
Oklahoma City, OK 73102
405-236-5858

STRUCTURAL ENGINEER:
Wallace Design Collective
410 N. Walnut Ave., Suite 200
Oklahoma City, OK 73104
405-236-5858

MECHANICAL AND ELECTRICAL ENGINEER:
ALLEN CONSULTING INCORPORATED
110 N. Mercedes Dr.
Norman, OK 73069
405-447-2282

CIVIL ENGINEER:

XXXXXXXXXXX
XXXXXXXXXXX
XXXXXXXXXXX
XXXXXXXXXXX
XXXXXXXXXXX
XXXXXXXXXXX
XXXXXXX, XX XXXXX

DRAWN BY: RW | CHECKED BY: TR

SEAL:

DATE: 11/4/2024

PROJECT NUMBER: RMDL000xx

DRAWING TITLE:
SITE PLAN - PHOTOMETRICS

DRAWING NUMBER:
15

Catalog # _____ Project : _____ Type: _____

Prepared By: _____ Date : _____

V-Locity® Medium (VALM)

Outdoor LED Area Light

IP66

OVERVIEW	
Lumen Package	12,000 - 54,000
Wattage Range	71 - 352
Efficacy Range (LPW)	95 - 176
Weight lbs(kg)	30 (13.6)
Control Options	IMSBT, ALB, ALS, 7-Pin, PCI

QUICK LINKS

Ordering Guide | Performance | Photometrics | Dimensions

FEATURES & SPECIFICATIONS

Construction

- Rugged die-cast aluminum housing contains factory prewired driver and optical units. Cast aluminum wiring access door located underneath.
- Self-contained optic, board and heat sink assembly can be rotated or replaced in the field.
- Fixtures are finished with LSI's DuraGrip® polyester powder coat finishing process. The DuraGrip finish withstands extreme weather changes without cracking or peeling. Other standard LSI finishes available. Consult factory.
- Shipping weight: TBD lbs in carton.

Optical System

- State-of-the-Art acrylic optics delivers industry leading optical control with an integrated gasket to provide IP66 rated seal.
- Proprietary refractor optics available in 17 different distribution (types 2, 3M, 3W, 4M, 4W, 4F, FTM, 5, 5N, 5QN, 5QM, 5Q, 5QW, AM, WF and LC/RC). See photometric section for details.
- Available in 5000K, 4000K, 3500K, 3000K and 2700K color temperatures per ANSI C78.377 as well as phosphor converted amber.
- Minimum CRI of 80 (optional 70 CRI for 5000K, 4000K, and 3000K).
- Factory or field installable integral shielding available for enhanced spill light control.
- Zero Uplight (excludes adjustable arms).

Electrical

- High-performance driver features over-voltage, under voltage, short-circuit and over temperature protection.
- 0-10 volt dimming (10% - 100%) standard, must specify EXT option for dimming leads to be extended to fixture exterior.
- Standard Universal Voltage (120-277 VAC) Input 50/60 Hz or optional High Voltage (347-480 VAC).
- Operating temperature: -40°C to +50°C (-40°F to +122°F).
- L70 Calculated Life: >60k Hours
- Total harmonic distortion: <20%
- Power factor: >.90
- Input power stays constant over life.
- Field replaceable 10kV surge protection device meets a minimum Category C Low operation (per ANSI/IEEE C62.41.2).
- High-efficacy LEDs mounted to metal-core circuit board to maximize heat dissipation
- Driver is fully encased in potting material for moisture resistance and complies with FCC standards. Driver and key electronic components can easily be accessed.

Controls

- Optional integral passive infrared Bluetooth™ motion and photocell sensor. Fixtures operate independently and can be commissioned via IOS or Android configuration app.
- LSI's AirLink™ wireless control system options reduce energy and maintenance costs while optimizing light quality 24/7.

Installation

- REDiMount pole mount arm allows for a true one person installation.
- Side arm pole mount designed to mount to square or round poles.
- Pole mount arms can accommodate pole drill patterns from 2.4 to 5" on center and utilize L-Sl's reduced B3 or traditional B5 drill patterns.
- Additional mounting options are available including a mast arm or adjustable slip fitter that allow for luminaire attachment to a 2 3/8" tenon or mast arm.
- Adjustable arms allow for 65° of tilt (-5° below horizontal to +60° above horizontal) in 5° increments.

Warranty

- LSI luminaires carry a 5-year limited warranty. Refer to https://www.lsicorp.com/resources/terms-conditions-warranty/ for more information.

Listings

- Listed to UL 1598 and UL 8750.
- Meets Buy American Act requirements.
- DarkSky approved with 3000K or warmer color temperature selection and fixed mounting arms / non-adjustable brackets..
- Title 24 Compliant; see local ordinance for qualification information.
- Suitable for wet locations.
- IP66 rated Luminaire per IEC 60598-1.
- 3G rated for ANSI C136.31 high vibration applications are qualified.

©LSI Industries Inc. All Rights Reserved. Specifications and dimensions subject to industry standard tolerances. Specifications subject to change without notice.

Type: _____

V-Locity® Medium (VALM) Outdoor LED Area Light

Have questions? Call us at (800) 436-7800

ORDERING GUIDE

Back to Quick Links

TYPICAL ORDER EXAMPLE: **VALM 4ZL 4W UNV 40K3 BLK SA ALBM2L2 IS**

Prefix	Lumen Package	Distribution	Orientation[2]	Voltage	Color Temp /Rendering	Finish
VALM - V-Locity Area Light Medium	**12L** - 12,000 lms, 71W **18L** - 18,000 lms, 104W **24L** - 24,000 lms, 141W **30L** - 30,000 lms, 180W **36L** - 36,000 lms, 221W **42L** - 42,000 lms, 261W **48L** - 48,000 lms, 307W **54L** - 54,000 lms, 352W Custom Lumen Packages?	**2** - Type 2 **3M** - Type 3 Medium **3W** - Type 3 Wide **4M** - Type 4 Medium **4F** - Type 4 Forward **4W** - Type 4 Wide **FTM** - Forward Throw Medium **5** - Type 5 **5QL** - Type 5 Square Short **5QN** - Type 5 Square Narrow **5QM** - Type 5 Square Medium **5Q** - Type 5 Square **5QW** - Type 5 Square Wide **AM** - Automotive Merchandise **WF** - 6x6 Wide Flood **LC** - Left Corner **RC** - Right Corner	**(Blank)** - Standard **L** - Optics rotated left 90° **R** - Optics rotated right 90°	**UNV** - Universal Voltage (120-277V) **HV** - High Voltage (347-480V)	**50K7** - 5000 CCT - 70 CRI **50K8** - 5000 CCT - 80 CRI **40K7** - 4000 CCT - 70 CRI **40K8** - 4000 CCT - 80 CRI **35K8** - 3500 CCT - 80 CRI *DarkSky Approved (DT):* **30K7** - 3000 CCT - 70 CRI **30K8** - 3000 CCT - 80 CRI **27K8** - 2700 CCT - 80 CRI	**BLK** - Black **DBZ** - Dark Bronze **GMG** - Gun Metal Gray **GPT** - Graphite **MSC** - Metallic Silver **PLT** - Platinum Plus **SVG** - Satin Verde Green **WHT** - White

Mounting	Controls (Choose One)	Options
SA - Universal Side Arm Pole Mount **SF** - Adjustable Slip Fitter **UA** - Universal Adjustable Pole Mount Arm **MA** - Mast Arm	**(Blank)** - None **Wireless Controls System** **ALSC2** - AirLink Synapse Control System **ALSC52** - AirLink Synapse Control System with 12-20' Mtd Motion Sensor **ALSC54** - AirLink Synapse Control System with 20-40' Mtd Motion Sensor **ALBM2L2** - AirLink Blue Long Range Wireless Multi-Range Sensor Controller (8-15' MH)* **ALBM2L2-3** - AirLink Blue Long Range Wireless Multi-Range Sensor Controller (16-40' MH)* **Stand-Alone Controls** **EXT** - 0-10v Dimming leads extended to housing exterior **CR7P** - 7 Pin Control Receptacle-NYQ-1736,4 7 **IMSBT2** - Integral Bluetooth® Motion and Photocell Sensor (8-24' MH)* **IMSBT2-3** - Integral Bluetooth® Motion and Photocell Sensor (25-40' MH)* **PCSI** - 120-277 Button Photocell **PCSI347** - 347V Button Photocell	**IS** - Integral Shield[1] **TE** - Tooless Entry (Must Arm Only)

Need more information? Click here for our glossary

Have additional questions? Call us at (800) 436-7800

Accessory Ordering Information[5]

CONTROLS ACCESSORIES	
Description	**Order Number**
Twist Lock Photocell (120V) for use with CR7P	122314
Twist Lock Photocell (208-277) for use with CR7P	122515
Twist Lock Photocell (347V) for use with CR7P	122516
Twist Lock Photocell (480V) for use with CR7P	1225084
AirLink 5 Pin Twist Lock Controller	6034409
AirLink 7 Pin Twist Lock Controller	6034410
Shorting Cap for use with CR7P	141528

FUSING OPTIONS[6]	
Description	**Order Number**
Single Fusing (120V)	See Fusing Accessory Guide
Single Fusing (277V)	
Double Fusing (208V, 240V)	
Double Fusing (480V)	
Double Fusing (347V)	

EXTERNAL SHIELDING OPTIONS	
Description	**Order Number**
1.5" External Shield	See Shielding Guide
3" External Shield	

1. Custom lumen and wattage packages available, consult factory. Values are within industry standard tolerances but not IDC listed.
2. Leave blank for type 5, center, and wide flood distributions.
3. Control device or shorting cap must be ordered separately. See Accessory Ordering Information.
4. IMSBT2, not available for 36L-54L configurations. Motion sensors are field configurable via the LSI app that can be downloaded from your smartphone's native app store.
5. Accessories are shipped separately and field installed.
6. "FUSE" denotes fitted. See Fusing Accessory Guide for compatibility.
7. Fusing must be located in hand hole of pole. See Fusing Accessory Guide for compatibility.

©LSI Industries Inc. All Rights Reserved. Specifications and dimensions subject to industry standard tolerances. Specifications subject to change without notice.

Type: _____

V-Locity® Medium (VALM) Outdoor LED Area Light

Have questions? Call us at (800) 436-7800

ACCESSORIES

Back to Quick Links

MOUNTING ACCESSORIES

Side Arm

Bottom Bracket
Mounts onto a 2" (5mm) Ø 2.375" (60mm) O.D. tenon and allows for mounting up to 4 adjustable slip fitter mount luminaires
Part Number: BKS PTB 2 SLB / BKS PTB 3 SLB (3 Luminaires)
Part Number: BKS PTB 3-5 SLB / BKS PTB 5+ SLB (3 Luminaires)
Part Number: BKS PTB 4 SLB / BKS PTB 5F SLB (4 Luminaires)

Hand Hole Mount Bracket
Mounts onto vertical wall surface (hardware/anchors not included)
Part Number: BKS PRW 1 SLB (Straight Version)
Part Number: BKS PRW 1B CLB (90° Curved Version)

Bolt on Side Tenon Mount
Bolt on Side Tenon Mount
Part Number: BKSPRW 1-5 SLB (5" Straight Version)
Part Number: BKSPRW 1B CLB (90° Curved Version)
Part Number: BKSPRW 3B CLB (180° Dual Tenon Version)

Square Tenon Top
Allows to seamlessly integrate CU luminaires to open top 4", 5" or 6" square poles with 11 ga. Or 7 ga. wall thickness
Part Number: BSA 35TB _ SQ CLB

Square Tenon Top
Mounts onto a 2" (5mm) Ø 2.375" (60mm) O.D. tenon and allows for mounting up to 4 luminaires
Part Number: BKA 3WM *

Square Internal Slipfitter
Mounts inside 4" or 5" square pole and allows for mounting up to 4 luminaires
Part Number: BKA 3_ /SQ * CLB

Wall Mount Bracket
Mounts onto vertical wall surface (hardware/anchors not included)
Part Number: BKS BSX WM CLB

Wood Pole Bracket
Mounts onto wooden poles (6" minimum OD, hardware/anchors not inlcuded)
Part Number: BKS BSX WP CLB

SHIELDING, POLES & MISC. ACCESSORIES

Shielding

Integral Shield for Asymmetric Distributions
Field install integral shield provides maximum backlight control by shielding each individual row of LED's with minimal impact on Street/front side distribution (includes 4 shields)
Part Number: 839728

Integral Shield for Left and Right Corner Distributions
Field install integral shield provides cutoff from two sides for maximum spill light control when utilizing LC or RC corner distributions (includes 4 shields)
Part Number: TBD

External Shield
External shield blocks view of light source from anyside of luminaire, additional shielding configuration available
Part Number: 839686 (1.5") / 839684 (3")

Poles

Square Poles
4 - 11 ga steel and aluminum poles in 4", 5" and 6" sizes for retrofit and new construction
Part Number: 4SQ150/610

Round Poles
10 - 7ga" steel and aluminum poles in 4" and 5" sizes for retrofit and new construction
Part Number: 4RP/5RP

Tapered Poles
20' - 11' 7ga" steel and aluminum poles for retrofit and new construction
Part Number: RTP

Misc.

Dirt Cubes
10" linear bird scale (1" recommended per luminaire) silcone adhesive (covers approximately 2") linear foe of bird spike) and application tool
Spike Part Number: 251201
Adhesive Part Number: 711632
Caulk Gun Part Number: 710636

1. Replace CLB with spatial finish description.
2. Replace SX with SQ for square pole or RD for round pole (ex.5" SQ)
3. Replace * with S (Single), DBU (Double @180°), DBL (Double @90°), TRI (Triple), QAD (Quad)
4. Replace _ with 4 (9" square pole) or 5 (5" square pole)

OPTICS ROTATION





ACCESSORIES/OPTIONS

Integral Louver (IS)

Integral Shield (IS) available for improved backlight control without sacrificing Street side performance. LSI's Integral Shield (IS) option delivers backlight control that significantly reduces spill light behind the pole for applications with pole locations close to adjacent properties. The design maximizes forward reflected light while reducing glare, maintaining the optical distribution selected, and most importantly eliminating light trespass. Shields rotate with the optical distribution.



7 Pin Photoelectric Control

7-pin ANSI C136.41-2013 control receptacle option available for twist lock photocontrols or wireless control modules. Control accessories sold separately. Dimming leads from the receptacle will be connected to the driver dimming leads (Consult factory for alternate wiring).



©LSI Industries Inc. All Rights Reserved. Specifications and dimensions subject to industry standard tolerances. Specifications subject to change without notice.

Type: _____

V-Locity® Medium (VALM) Outdoor LED Area Light

Have questions? Call us at (800) 436-7800

PERFORMANCE

Back to Quick Links

Delivered Lumens (70 CRI)

Lumen Package	Distribution	CRI	3000K CCT / 70 CRI			4000K CCT / 70 CRI			5000K CCT / 70 CRI			Wattage
			Delivered Lumens	Efficacy	BUG Rating	Delivered Lumens	Efficacy	BUG Rating	Delivered Lumens	Efficacy	BUG Rating	
12L	2	70	10,543	154	B2-U0-G3	11,596	164	B2-U0-G3	11,708	160	B2-U0-G3	71
	3M		10,618	150	B1-U0-G3	11,250	159	B1-U0-G3	10,971	155	B1-U0-G3	
	3W		9,900	139	B2-U0-G4	10,489	148	B2-U0-G4	10,229	145	B2-U0-G4	
	4M		10,820	152	B1-U0-G3	11,464	162	B1-U0-G3	11,179	158	B1-U0-G3	
	4F		10,267	145	B1-U0-G3	10,878	154	B1-U0-G4	10,608	150	B1-U0-G3	
	4W		9,104	128	B1-U0-G3	9,647	137	B1-U0-G3	9,407	133	B1-U0-G3	
	FTM		10,251	144	B1-U0-G3	10,862	154	B1-U0-G3	10,592	150	B1-U0-G3	
	5QN		11,788	166	B3-U0-G2	12,490	177	B3-U0-G1	12,180	172	B3-U0-G2	
	5QM		11,735	165	B4-U0-G2	12,434	176	B4-U0-G2	12,125	172	B4-U0-G2	
	5Q		11,479	162	B4-U0-G2	12,164	172	B4-U0-G2	11,862	168	B4-U0-G2	
	5QW		11,281	159	B4-U0-G3	11,953	169	B4-U0-G3	11,656	165	B4-U0-G3	
	AM		11,377	160	B1-U0-G2	12,055	171	B1-U0-G2	11,755	166	B1-U0-G2	
	WF		11,795	166	B3-U0-G1	12,497	177	B2-U0-G3	12,187	173	B3-U0-G1	
	LC/RC		9,707	137	B2-U0-G3	10,285	146	B3-U0-G1	10,029	142	B2-U0-G3	
18L	2	70	16,151	155	B2-U0-G4	17,114	164	B3-U0-G4	16,688	160	B3-U0-G4	104
	3M		15,671	151	B2-U0-G3	16,604	159	B2-U0-G3	16,192	155	B2-U0-G3	
	3W		14,610	140	B2-U0-G5	15,481	148	B3-U0-G5	15,096	145	B3-U0-G5	
	4M		15,968	154	B3-U0-G3	16,920	162	B3-U0-G3	16,500	158	B3-U0-G3	
	4F		15,152	146	B2-U0-G4	16,055	154	B2-U0-G4	15,656	150	B2-U0-G4	
	4W		13,437	129	B2-U0-G4	14,237	137	B2-U0-G4	13,883	133	B2-U0-G4	
	FTM		15,130	145	B3-U0-G3	16,031	154	B3-U0-G3	15,633	150	B3-U0-G3	
	5QN		17,398	167	B3-U0-G2	18,434	177	B4-U0-G2	17,976	172	B3-U0-G2	
	5QM		17,319	167	B4-U0-G2	18,351	176	B4-U0-G2	17,895	172	B4-U0-G2	
	5Q		16,942	163	B4-U0-G2	17,952	172	B5-U0-G3	17,506	168	B5-U0-G3	
	5QW		16,648	160	B5-U0-G3	17,641	169	B5-U0-G3	17,202	165	B5-U0-G3	
	AM		16,791	161	B1-U0-G2	17,792	171	B1-U0-G2	17,350	166	B1-U0-G2	
	WF		17,407	167	B4-U0-G1	18,445	177	B4-U0-G1	17,986	173	B2-U0-G4	
	LC/RC		14,326	138	B2-U0-G4	15,179	146	B2-U0-G4	14,802	142	B4-U0-G3	
24L	2	70	21,517	153	B3-U0-G5	22,800	162	B5-U0-G5	22,233	158	B3-U0-G5	141
	3M		20,877	148	B2-U0-G4	22,121	157	B2-U0-G4	21,571	154	B2-U0-G4	
	3W		19,465	138	B3-U0-G5	20,634	147	B3-U0-G5	20,112	143	B3-U0-G5	
	4M		21,274	151	B3-U0-G4	22,541	160	B3-U0-G4	21,981	156	B3-U0-G4	
	4F		20,186	143	B2-U0-G5	21,389	152	B2-U0-G5	20,858	148	B2-U0-G5	
	4W		17,901	127	B2-U0-G5	18,967	135	B2-U0-G5	18,496	132	B2-U0-G5	
	FTM		20,156	143	B3-U0-G4	21,357	152	B3-U0-G4	20,827	148	B3-U0-G4	
	5QN		23,177	164	B4-U0-G2	24,559	175	B4-U0-G2	23,948	170	B4-U0-G2	
	5QM		23,073	164	B5-U0-G3	24,448	174	B5-U0-G3	23,841	170	B5-U0-G3	
	5Q		22,572	160	B5-U0-G3	23,917	170	B5-U0-G3	23,322	166	B5-U0-G3	
	5QW		22,179	157	B5-U0-G3	23,502	167	B5-U0-G4	22,918	163	B5-U0-G3	
	AM		22,370	159	B1-U0-G2	23,710	169	B1-U0-G2	23,114	165	B1-U0-G2	
	WF		23,191	164	B4-U0-G1	24,573	175	B4-U0-G1	23,962	171	B3-U0-G4	
	LC/RC		19,086	135	B3-U0-G4	20,222	144	B5-U0-G5	19,720	140	B4-U0-G1	

©LSI Industries Inc. All Rights Reserved. Specifications and dimensions subject to industry standard tolerances. Specifications subject to change without notice.

Type: _____

V-Locity® Medium (VALM) Outdoor LED Area Light

Have questions? Call us at (800) 436-7800

PERFORMANCE

Back to Quick Links

Delivered Lumens (80 CRI)

Lumen Package	Distribution	CRI	2700K CCT / 80 CRI			3000K CCT / 80 CRI			3500K CCT / 80 CRI			Wattage
			Delivered Lumens	Efficacy	BUG Rating	Delivered Lumens	Efficacy	BUG Rating	Delivered Lumens	Efficacy	BUG Rating	
12L	2	80	9,284	131	B2-U0-G3	9,685	137	B2-U0-G3	9,557	132	B2-U0-G3	71
	3M		9,007	127	B1-U0-G3	9,397	133	B1-U0-G3	9,078	128	B1-U0-G3	
	3W		8,398	119	B2-U0-G3	8,761	124	B2-U0-G3	8,464	120	B2-U0-G3	
	4M		9,179	130	B1-U0-G2	9,575	136	B1-U0-G3	9,251	131	B1-U0-G2	
	4F		8,710	123	B1-U0-G3	9,086	129	B1-U0-G3	8,778	124	B1-U0-G3	
	4W		7,725	109	B1-U0-G3	8,057	114	B1-U0-G3	7,784	110	B1-U0-G3	
	FTM		8,697	123	B1-U0-G3	9,072	128	B1-U0-G3	8,765	124	B1-U0-G3	
	5QN		10,000	142	B3-U0-G1	10,432	148	B3-U0-G1	10,079	143	B3-U0-G1	
	5QM		9,955	141	B4-U0-G2	10,385	147	B4-U0-G2	10,033	142	B4-U0-G2	
	5Q		9,739	138	B4-U0-G2	10,159	144	B4-U0-G2	9,815	139	B4-U0-G2	
	5QW		9,570	135	B4-U0-G2	9,983	141	B4-U0-G2	9,645	137	B4-U0-G2	
	AM		9,652	137	B1-U0-G2	10,069	143	B1-U0-G2	9,727	138	B1-U0-G2	
	WF		10,006	142	B3-U0-G1	10,438	148	B3-U0-G1	10,084	143	B3-U0-G1	
	LC/RC		8,254	117	B2-U0-G3	8,590	122	B2-U0-G3	8,299	117	B2-U0-G3	
18L	2	80	13,702	151	B2-U0-G4	14,294	157	B2-U0-G4	13,809	152	B2-U0-G4	104
	3M		13,294	127	B1-U0-G3	13,868	133	B1-U0-G3	13,398	128	B1-U0-G3	
	3W		12,395	119	B2-U0-G4	12,930	124	B2-U0-G4	12,492	120	B2-U0-G4	
	4M		13,547	130	B1-U0-G3	14,132	136	B1-U0-G3	13,655	131	B1-U0-G3	
	4F		12,854	123	B1-U0-G4	13,410	129	B1-U0-G4	12,955	124	B1-U0-G4	
	4W		11,399	109	B1-U0-G4	11,891	114	B1-U0-G4	11,488	110	B1-U0-G4	
	FTM		12,835	123	B1-U0-G3	13,390	128	B1-U0-G3	12,936	124	B1-U0-G3	
	5QN		14,759	142	B3-U0-G2	15,396	148	B3-U0-G2	14,875	143	B3-U0-G2	
	5QM		14,692	141	B4-U0-G2	15,327	147	B4-U0-G2	14,808	142	B4-U0-G2	
	5Q		14,373	138	B4-U0-G2	14,994	144	B4-U0-G2	14,486	139	B4-U0-G2	
	5QW		14,124	135	B4-U0-G3	14,734	141	B4-U0-G3	14,235	137	B4-U0-G3	
	AM		14,245	137	B1-U0-G2	14,860	143	B1-U0-G2	14,356	138	B1-U0-G2	
	WF		14,767	142	B3-U0-G1	15,405	148	B3-U0-G1	14,883	143	B3-U0-G1	
	LC/RC		12,353	117	B2-U0-G3	12,678	122	B2-U0-G3	12,248	117	B2-U0-G3	
24L	2	80	18,254	130	B3-U0-G4	19,045	136	B3-U0-G5	18,397	131	B3-U0-G4	141
	3M		17,711	126	B2-U0-G3	18,476	131	B2-U0-G3	17,850	127	B2-U0-G3	
	3W		16,513	118	B3-U0-G5	17,226	123	B3-U0-G5	16,642	118	B3-U0-G5	
	4M		18,047	128	B3-U0-G3	18,827	134	B3-U0-G3	18,189	129	B3-U0-G3	
	4F		17,125	122	B2-U0-G5	17,865	127	B2-U0-G5	17,259	123	B2-U0-G5	
	4W		15,186	108	B2-U0-G5	15,842	113	B2-U0-G5	15,305	109	B2-U0-G5	
	FTM		17,099	122	B3-U0-G3	17,838	127	B3-U0-G3	17,234	123	B3-U0-G3	
	5QN		19,662	140	B4-U0-G2	20,512	146	B4-U0-G2	19,817	141	B4-U0-G2	
	5QM		19,574	139	B5-U0-G3	20,419	145	B5-U0-G3	19,728	140	B5-U0-G3	
	5Q		19,149	136	B5-U0-G3	19,976	142	B5-U0-G3	19,299	137	B5-U0-G3	
	5QW		18,816	134	B5-U0-G3	19,629	140	B5-U0-G3	18,964	135	B5-U0-G3	
	AM		18,977	135	B1-U0-G2	19,797	141	B1-U0-G2	19,126	136	B1-U0-G2	
	WF		19,634	140	B4-U0-G1	20,524	146	B4-U0-G1	19,828	141	B4-U0-G1	
	LC/RC		16,391	115	B3-U0-G4	16,890	120	B3-U0-G4	16,338	116	B3-U0-G4	

©LSI Industries Inc. All Rights Reserved. Specifications and dimensions subject to industry standard tolerances. Specifications subject to change without notice.

Type: _____

V-Locity® Medium (VALM) Outdoor LED Area Light

Have questions? Call us at (800) 436-7800

PRODUCT DIMENSIONS

Back to Quick Links

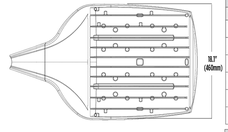

Luminaire EPA Chart - SA Side Arm	
Tilt Degree	**0°**
Single	0.7
D180°	1.5
D90°	1.5
T90°	1.7
TK120°	1.7
Q90°	1.7

Luminaire EPA Chart - SA Universal Adjustable Arm					
Tilt Degree	**0°**	**15°**	**30°**	**45°**	**60°**
Single	0.9	1.2	1.9	2.6	3.1
D180°	1.8	2.4	3.5	4.5	5.3
D90°	1.7	2.4	3.5	4.5	5.3
T90°	2.0	2.7	3.6	4.5	5.3
TK120°	2.0	3.1	4.7	6.0	6.9
Q90°	2.0	2.7	3.6	4.5	5.3

Luminaire EPA Chart - MA Side Arm	
Tilt Degree	**0°**
Single	0.7

Luminaire EPA Chart - SF Adjustable Slip Fitter					
Tilt Degree	**0°**	**15°**	**30°**	**45°**	**60°**
Single	0.8	1.4	1.9	2.6	3.1

SA Universal Side Arm Mount

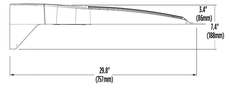

SF Adjustable Slipfitter

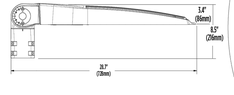

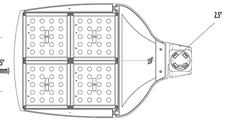

UA Universal Adjustable Arm

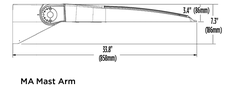

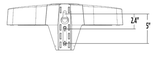

MA Mast Arm

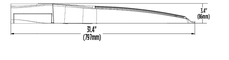



©LSI Industries Inc. All Rights Reserved. Specifications and dimensions subject to industry standard tolerances. Specifications subject to change without notice.

Type: _____

V-Locity® Medium (VALM) Outdoor LED Area Light

Have questions? Call us at (800) 436-7800

EXTERNAL SHIELDING

Back to Quick Links

Field installable external shields are available in 1.5" and 3" depths for blocking visibility of the light sorce from any side of the luminaire (consult factory for custom shield sizes). For "house side" shielding we recommend using the integral shield option which provides effective spill light control and also block visability of the light source behind the luminaire. Due to the highly configurable nature of this product, IES files are not available for any external shield accessory configuration.

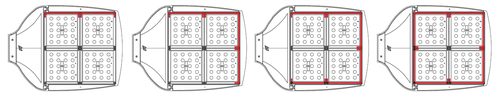

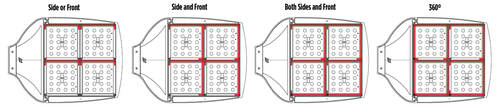

©LSI Industries Inc. All Rights Reserved. Specifications and dimensions subject to industry standard tolerances

LYON_RICHIE, 7/20/2026, 12:29 PM

Catalog # : _____ Project : _____ Type : _____

Prepared By : _____ Date : _____

V-Locity® Medium (VALM)

Outdoor LED Area Light

IP66

OVERVIEW	
Lumen Package	12,000 - 54,000
Wattage Range	71 - 352
Efficacy Range (LPW)	95 - 176
Weight lbs(kg)	30 (13.6)
Control Options	IMSBT, ALB, ALS, 7-Pin, PCI

QUICK LINKS

Ordering Guide | Performance | Photometrics | Dimensions

FEATURES & SPECIFICATIONS

Construction

- Rugged die-cast aluminum housing contains factory prewired driver and optical units. Cast aluminum wiring access door located underneath.
- Self-contained optic, board and heat sink assembly can be rotated or replaced in the field.
- Fixtures are finished with LSI's DuraGrip® polyester powder coat finishing process. The DuraGrip finish withstands extreme weather changes without degradation. Other standard LSI finishes available. Consult factory.
- Shipping weight: TBD lbs in carton.

Optical System

- State-of-the-Art acrylic optics delivers industry leading optical control with an integrated gasket to provide IP66 rated seal.
- Proprietary refractor optics available in 17 different distribution (types 2, 3M, 3W, 4M, 4W, 4F, FTM, 5, 5N, 5O, 5OM, 5Q, 5QW, AM, WF and LC/RC). See photometric section for details.
- Available in 5000K, 4000K, 3500K, 3000K and 2700K color temperatures per ANSI C78.377 as well as phosphor converted amber.
- Minimum CRI of 80 (optional 70 CRI for 5000K, 4000K, and 3000K).
- Factory or field installable integral shielding available for enhanced spill light control.
- Zero Uplight (excludes adjustable arms).

Electrical

- High-performance driver features over-voltage, under voltage, short-circuit and over temperature protection.
- 0-10 volt dimming (10% - 100%) standard, must specify EXT option for dimming leads to be extended to fixture exterior.
- Standard Universal Voltage (120-277 VAC) Input 50/60 Hz or optional High Voltage (347-480 VAC).
- Operating temperature: -40°C to +50°C (-40°F to +122°F).
- L70 Calculated Life: >60k Hours
- Total harmonic distortion: <20%
- Power factor: >.90
- Input power stays constant over life.
- Field replaceable 10kV surge protection device meets a minimum Category C Low operation (per ANSI/IEEE C62.41.2).
- High-efficacy LEDs mounted to metal-core circuit board to maximize heat dissipation
- Driver is fully encased in potting material for moisture resistance and complies with FCC standards. Driver and key electronic components can easily be accessed.

Controls

- Optional integral passive infrared Bluetooth™ motion and photocell sensor. Fixtures operate independently and can be commissioned via IOS or Android configuration app.
- LSI's AirLink™ wireless control system options reduce energy and maintenance costs while optimizing light quality 24/7.

Installation

- REDiMount pole mount arm allows for a true one person installation.
- Side arm pole mount designed to mount to square or round poles.
- Pole mount arms can accommodate pole drill patterns from 2.4 to 5" on center and utilize L.S!'s reduced B3 or traditional B5 drill patterns.
- Additional mounting options are available including a mast arm or adjustable slip fitter that allow for luminaire attachment to a 2 3/8" tenon or mast arm.
- Adjustable arms allow for 65° of tilt (-5° below horizontal to +60° above horizontal) in 5° increments.

Warranty

- LSI luminaires carry a 5-year limited warranty. Refer to https://www.lsicorp.com/resources/terms-conditions-warranty/ for more information.

Listings

- Listed to UL 1598 and UL 8750.
- Meets Buy American Act requirements.
- DarkSky approved with 3000K or warmer color temperature selection and fixed mounting arms / non-adjustable brackets..
- Title 24 Compliant; see local ordinance for qualification information.
- Suitable for wet locations.
- IP66 rated Luminaire per IEC 60598-1.
- 3G rated for ANSI C136.31 high vibration applications are qualified.

©LSI Industries Inc. All Rights Reserved. Specifications and dimensions subject to industry standard tolerances. Specifications subject to change without notice.

V-Locity® Medium (VALM) Outdoor LED Area Light

Type : _____

Have questions? Call us at (800) 436-7800

ORDERING GUIDE

Back to Quick Links

TYPICAL ORDER EXAMPLE: **VALM 42L 4W UNV 40K3 BLK SA ALBM2L2 IS**

Prefix	Lumen Package	Distribution	Orientation[2]	Voltage	Color Temp /Rendering	Finish
VALM - V-Locity Area Light Medium	**12L** - 12,000 lms, 72W **18L** - 18,000 lms, 104W **24L** - 24,000 lms, 141W **30L** - 30,000 lms, 180W **36L** - 36,000 lms, 221W **42L** - 42,000 lms, 261W **48L** - 48,000 lms, 307W **54L** - 54,000 lms, 352W Custom Lumen Packages?	**2** - Type 2 **3M** - Type 3 Medium **3W** - Type 3 Wide **4M** - Type 4 Medium **4F** - Type 4 Forward **4W** - Type 4 Wide **FTM** - Forward Throw Medium **5** - Type 5 **5QS** - Type 5 Square Short **5QN** - Type 5 Square Narrow **5QM** - Type 5 Square Medium **5Q** - Type 5 Square **5QW** - Type 5 Square Wide **AM** - Automotive Merchandise **WF** - 6x6 Wide Flood **LC** - Left Corner **RC** - Right Corner	**(Blank)** - Standard **L** - Optics rotated left 90° **R** - Optics rotated right 90°	**UNV** - Universal Voltage (120-277V) **HV** - High Voltage (347-480V)	**50K7** - 5000 CCT - 70 CRI **50K8** - 5000 CCT - 80 CRI **40K7** - 4000 CCT - 70 CRI **40K8** - 4000 CCT - 80 CRI **35K8** - 3500 CCT - 80 CRI *DarkSky Approved (DT)* **30K7** - 3000 CCT - 70 CRI **30K8** - 3000 CCT - 80 CRI **27K8** - 2700 CCT - 80 CRI	**BLK** - Black **DBZ** - Dark Bronze **GMG** - Gun Metal Gray **GPT** - Graphite **MSV** - Metallic Silver **PLT** - Platinum Plus **SVG** - Satin Verde Green **WHT** - White

Mounting	Controls (Choose One)	Options
SA - Universal Side Arm Pole Mount **SF** - Adjustable Slip Fitter **UA** - Universal Adjustable Pole Mount Arm **MA** - Mast Arm	**(Blank)** - None **Wireless Controls System** **ALSC** - AirLink Synapse Control System **ALSC2** - AirLink Synapse Control System with 12-20' Mtd Motion Sensor **ALSC4** - AirLink Synapse Control System with 20-40' Mtd Motion Sensor **ALBM2L2** - AirLink Blue Long Range Wireless Multi-Range Sensor Controller (8-12' MH)* **ALBM2L2-R** - AirLink Blue Long Range Wireless Multi-Range Sensor Controller (16-40' MH)* **Stand-Alone Controls** **EXT** - 0-10v Dimming leads extended to housing exterior **CR7P** - 7 Pin Control Receptacle-NYQ (136,4)[3] **IMSBT2** – Integral Bluetooth® Motion and Photocell Sensor (8-24' MH)* **IMSBT2-** – Integral Bluetooth® Motion and Photocell Sensor (25-40' MH)* **PCSI** - 120-277 Button Photocell **PCSI347** - 347V Button Photocell	**IS** – Integral Shield[2] **TE** - Tooless Entry (Mast Arm Only)

Need more information? Click here for our glossary

Have additional questions? Call us at (800) 436-7800

Accessory Ordering Information[4]

CONTROLS ACCESSORIES	
Description	**Order Number**
Twist Lock Photocell (120V) for use with CR7P	**122314**
Twist Lock Photocell (208-277) for use with CR7P	**122515**
Twist Lock Photocell (347V) for use with CR7P	**122516**
Twist Lock Photocell (480V) for use with CR7P	**122589**
AirLink 5 Pin Twist Lock Controller	**603409**
AirLink 7 Pin Twist Lock Controller	**603410**
Shorting Cap for use with CR7P	**141528**

FUSING OPTIONS[5]	
Description	**Order Number**
Single Fusing (120V)	See Fusing Accessory Guide
Single Fusing (277V)	
Double Fusing (208V, 240V)	
Double Fusing (480V)	
Double Fusing (347V)	

EXTERNAL SHIELDING OPTIONS	
Description	**Order Number**
1.5" External Shield	See Shielding Guide
3" External Shield	

1. Custom lumen and wattage packages available, consult factory. Values are within industry standard tolerances but not IDC listed.
2. Leave blank for type 5, center, and wide flood distributions.
3. Control device or shorting cap must be ordered separately. See Accessory Ordering Information.
4. IMSBT2, not available for 36L-54L configurations. Motion sensors are field configurable via the LSI app that can be downloaded from your smartphone's native app store.
5. Accessories are shipped separately and field installed.
6. "CSP" denotes finish. See Finish options.
7. Fusing must be located in hand hole of pole. See Fusing Accessory Guide for compatibility.

©LSI Industries Inc. All Rights Reserved. Specifications and dimensions subject to industry standard tolerances. Specifications subject to change without notice.

V-Locity® Medium (VALM) Outdoor LED Area Light

Type : _____

Have questions? Call us at (800) 436-7800

ACCESSORIES

Back to Quick Links

MOUNTING ACCESSORIES

Side Arm

Bullhorn Bracket
Mounts onto a 2" (5mm) IR 2.375" (60mm) O.D. tenon and allows for mounting up to 4 adjustable slip fitter mount luminaires
Part Number: BKS PRA CLR // BKS PR CLR CR (3 Luminaires)
Part Number: BKS PRB 3-G CLR // BKS PFB 5-30 CLR (3 Luminaires)
Part Number: BKS PFA 4 CLR // BKS PFB 5K CLR (4 Luminaires)

Fluted Wall Mount Bracket
Mounts onto vertical wall surface (hardware/anchors not included)
Part Number: BKS PRW 5 CLR (5" Straight Version)
Part Number: BKS PRW 18 CLR (18" Curved Version)

Bolt on Side Tenon Mount
Bolt on Side Tenon Mount
Part Number: BKSPRH 5 CLR (5" Straight Version)
Part Number: BKSPRH 18 CLR (18" Curved Version)
Part Number: BKSPRH 30 CLR (30" Dual Tenon Version)

Square Tenon Top
Allows to seamlessly integrate LSI luminaires to open top 4", 5" or 6" square poles with 11 ga. Or 7 ga. wall thickness
Part Number: BSA 5X90 _ SQ CLR

Square Tenon Top
Mounts onto a 2" (5mm) IR 2.375" (60mm) O.D. tenon and allows for mounting up to 4 luminaires
Part Number: BKA 5XM *

Square Internal Slipfitter
Mounts onto 4" or 5" square pole and allows for mounting up to 4 luminaires
Part Number: BKA 3_ /SI * CLR

Wall Mount Bracket
Mounts onto vertical wall surface (hardware/anchors not included)
Part Number: BKS BSH WM CLR

Wood Pole Bracket
Mounts onto wooden poles (6" minimum OD, hardware/anchors not inlcuded)
Part Number: BKS BSH WP CLR

SHIELDING, POLES & MISC. ACCESSORIES

Shielding

Integral Shield for Asymmetric Distributions
Field install integral shield provides maximum backlight control by shielding each individual row of LED's with minimal impact on Street/front side distribution (includes 4 shields)
Part Number: 839728

Integral Shield for Left and Right Corner Distributions
Field install integral shield provides cutoff from two sides for maximum spill light control when utilizing LC or RC corner distributions (includes 4 shields)
Part Number: 839729

External Shield
External shield blocks view of light source from anyside of luminaire, additional shielding configurations available
Part Number: 835686 (1.5") / 835684 (3")

Poles

Square Poles
4 - 11' steel and aluminum poles in 4", 5" and 6" sizes for retrofit and new construction
Part Number: 4SQ15G/15G

Round Poles
11 - 30' steel and aluminum poles in 4" and 5" sizes for retrofit and new construction
Part Number: 4RP30P

Tapered Poles
21' - 35' steel and aluminum poles for retrofit and new construction
Part Number: RTP

Misc.

Dirt Collars
11" linear twist cuplar (1" recommended per luminaire) silcone adhesive (covers approximately 2" linear fee of twist spike) and application tool
Spike Part Number: 215311
Adhesive Part Number: 711632
Caulk Gun Part Number: 710636

1 Replace CLR with spacit finish description.
2 Replace XX with 32 for square pole or RD for round pole (ex.5"=5D)
3 Replace * with S (Single), DBA (Double @180°), DBT (Double @90°), TRI (Triple), QAD (Quad)
4 Replace _ with 4 (9" square pole) or 5 (5" square pole)

OPTICS ROTATION

Top View

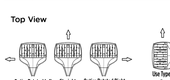



ACCESSORIES/OPTIONS

Integral Louver (IS)

Integral Shield (IS) available for improved backlight control without sacrificing Street side performance. LSI's Integral Shield (IS) option delivers backlight control that significantly reduces spill light behind the pole for applications with pole locations close to adjacent properties. The design maximizes forward reflected light while reducing glare, maintaining the optical distribution selected, and most importantly eliminating light trespass. Shields rotate with the optical distribution.

Integral Shield (IS)



Luminaire Shown with AirLink Blue Sensor Option



7 Pin Photoelectric Control

7-pin ANSI C136.41-2013 control receptacle option available for twist lock photocontrols or wireless control modules. Control accessories sold separately. Dimming leads from the receptacle will be connected to the driver dimming leads (Consult factory for alternate wiring).

Luminaire Shown with CR7P

©LSI Industries Inc. All Rights Reserved. Specifications and dimensions subject to industry standard tolerances. Specifications subject to change without notice.

V-Locity® Medium (VALM) Outdoor LED Area Light

Type : _____

Have questions? Call us at (800) 436-7800

PERFORMANCE

Back to Quick Links

Delivered Lumens (70 CRI)												
Lumen Package	Distribution	CRI	3000K CCT / 70 CRI			4000K CCT / 70 CRI			5000K CCT / 70 CRI			Wattage
			Delivered Lumens	Efficacy	BUG Rating	Delivered Lumens	Efficacy	BUG Rating	Delivered Lumens	Efficacy	BUG Rating	
12L	2	70	10,545	154	B2-U0-G3	11,106	164	B2-U0-G3	11,308	166	B2-U0-G3	71
	3M		10,618	150	B1-U0-G3	11,250	159	B1-U0-G3	10,971	155	B1-U0-G3	
	3W		9,900	139	B2-U0-G4	10,489	148	B2-U0-G4	10,229	145	B2-U0-G4	
	4M		10,820	152	B1-U0-G3	11,464	162	B1-U0-G3	11,179	158	B1-U0-G3	
	4F		10,267	145	B1-U0-G3	10,878	154	B1-U0-G4	10,608	150	B1-U0-G3	
	4W		9,104	128	B1-U0-G3	9,647	137	B1-U0-G3	9,407	133	B1-U0-G3	
	FTM		10,251	144	B1-U0-G3	10,862	154	B1-U0-G3	10,592	150	B1-U0-G3	
	5QN		11,788	166	B3-U0-G2	12,490	177	B3-U0-G1	12,180	172	B3-U0-G1	
	5QM		11,735	165	B4-U0-G2	12,434	176	B4-U0-G2	12,125	172	B4-U0-G2	
	5Q		11,479	162	B4-U0-G2	12,164	172	B4-U0-G2	11,862	168	B4-U0-G2	
	5QW		11,281	159	B4-U0-G3	11,953	169	B4-U0-G3	11,656	165	B4-U0-G3	
	AM		11,377	160	B2-U0-G2	12,055	171	B1-U0-G2	11,755	166	B1-U0-G2	
	WF		11,795	166	B3-U0-G1	12,497	177	B2-U0-G3	12,187	173	B3-U0-G1	
	LC/RC		9,707	137	B2-U0-G3	10,285	146	B5-U0-G1	10,029	142	B2-U0-G3	
18L	2	70	16,151	155	B2-U0-G4	17,114	164	B3-U0-G4	16,688	160	B3-U0-G4	104
	3M		15,671	151	B2-U0-G3	16,604	159	B3-U0-G3	16,192	155	B2-U0-G3	
	3W		14,610	140	B2-U0-G5	15,481	148	B3-U0-G5	15,096	145	B3-U0-G5	
	4M		15,968	154	B3-U0-G3	16,920	162	B3-U0-G3	16,500	158	B3-U0-G3	
	4F		15,152	146	B2-U0-G4	16,055	154	B2-U0-G4	15,656	150	B2-U0-G4	
	4W		13,437	129	B2-U0-G4	14,237	137	B2-U0-G4	13,883	133	B2-U0-G4	
	FTM		15,130	145	B1-U0-G3	16,031	154	B1-U0-G3	15,633	150	B1-U0-G3	
	5QN		17,398	167	B3-U0-G2	18,434	177	B4-U0-G2	17,976	172	B3-U0-G2	
	5QM		17,319	167	B4-U0-G2	18,351	176	B4-U0-G2	17,895	172	B4-U0-G2	
	5Q		16,942	163	B4-U0-G2	17,952	172	B5-U0-G3	17,506	168	B5-U0-G3	
	5QW		16,648	160	B5-U0-G3	17,641	169	B5-U0-G3	17,202	165	B5-U0-G3	
	AM		16,791	161	B1-U0-G2	17,792	171	B1-U0-G2	17,350	166	B1-U0-G2	
	WF		17,407	167	B4-U0-G1	18,445	177	B4-U0-G1	17,986	173	B2-U0-G4	
	LC/RC		14,326	138	B2-U0-G4	15,179	146	B2-U0-G4	14,802	142	B4-U0-G1	
24L	2	70	21,517	153	B3-U0-G5	22,800	162	B5-U0-G5	22,233	158	B3-U0-G5	141
	3M		20,877	148	B2-U0-G4	22,121	157	B2-U0-G4	21,571	154	B2-U0-G4	
	3W		19,465	138	B3-U0-G5	20,634	147	B5-U0-G5	20,112	143	B3-U0-G5	
	4M		21,274	151	B3-U0-G4	22,541	160	B4-U0-G4	21,981	156	B3-U0-G4	
	4F		20,186	143	B2-U0-G5	21,389	152	B2-U0-G5	20,858	148	B2-U0-G5	
	4W		17,901	127	B2-U0-G5	18,967	135	B2-U0-G5	18,496	132	B2-U0-G5	
	FTM		20,156	143	B1-U0-G4	21,357	152	B1-U0-G4	20,827	148	B1-U0-G4	
	5QN		23,177	164	B4-U0-G2	24,559	175	B4-U0-G2	23,948	170	B4-U0-G2	
	5QM		23,073	164	B5-U0-G3	24,448	174	B5-U0-G3	23,841	170	B5-U0-G3	
	5Q		22,572	160	B5-U0-G3	23,917	170	B5-U0-G3	23,322	166	B5-U0-G3	
	5QW		22,179	157	B5-U0-G3	23,502	167	B5-U0-G4	22,918	163	B5-U0-G3	
	AM		22,370	159	B1-U0-G2	23,710	169	B1-U0-G2	23,114	165	B1-U0-G2	
	WF		23,191	164	B4-U0-G1	24,573	175	B4-U0-G1	23,962	171	B5-U0-G4	
	LC/RC		19,086	135	B3-U0-G4	20,222	144	B5-U0-G5	19,720	140	B4-U0-G1	

©LSI Industries Inc. All Rights Reserved. Specifications and dimensions subject to industry standard tolerances. Specifications subject to change without notice.

V-Locity® Medium (VALM) Outdoor LED Area Light

Type : _____

Have questions? Call us at (800) 436-7800

PERFORMANCE

Back to Quick Links

Delivered Lumens (80 CRI)												
Lumen Package	Distribution	CRI	2700K CCT / 80 CRI			3000K CCT / 80 CRI			3500K CCT / 80 CRI			Wattage
			Delivered Lumens	Efficacy	BUG Rating	Delivered Lumens	Efficacy	BUG Rating	Delivered Lumens	Efficacy	BUG Rating	
12L	2	80	9,284	151	B2-U0-G3	9,585	157	B2-U0-G3	9,357	152	B2-U0-G3	71
	3M		9,007	127	B1-U0-G3	9,397	133	B1-U0-G3	9,078	128	B1-U0-G3	
	3W		8,398	119	B2-U0-G3	8,761	124	B2-U0-G3	8,464	120	B2-U0-G3	
	4M		9,179	130	B1-U0-G2	9,575	136	B1-U0-G3	9,251	131	B1-U0-G2	
	4F		8,710	123	B1-U0-G3	9,086	129	B1-U0-G3	8,778	124	B1-U0-G3	
	4W		7,725	109	B1-U0-G3	8,057	114	B1-U0-G3	7,784	110	B1-U0-G3	
	FTM		8,697	123	B1-U0-G3	9,072	128	B1-U0-G3	8,765	124	B1-U0-G3	
	5QN		10,000	142	B3-U0-G1	10,432	148	B3-U0-G1	10,079	143	B3-U0-G1	
	5QM		9,955	141	B4-U0-G2	10,385	147	B4-U0-G2	10,033	142	B4-U0-G2	
	5Q		9,739	138	B4-U0-G2	10,159	144	B4-U0-G2	9,815	139	B4-U0-G2	
	5QW		9,570	135	B4-U0-G2	9,983	141	B4-U0-G2	9,645	137	B4-U0-G2	
	AM		9,652	137	B1-U0-G2	10,069	143	B1-U0-G2	9,727	138	B1-U0-G2	
	WF		10,006	142	B3-U0-G1	10,438	148	B3-U0-G1	10,084	143	B3-U0-G1	
	LC/RC		8,254	117	B2-U0-G3	8,590	122	B2-U0-G3	8,299	117	B2-U0-G3	
18L	2	80	13,702	151	B2-U0-G4	14,294	157	B2-U0-G4	13,809	152	B2-U0-G4	104
	3M		13,294	127	B1-U0-G3	13,868	133	B1-U0-G3	13,398	128	B1-U0-G3	
	3W		12,395	119	B2-U0-G4	12,930	124	B2-U0-G4	12,492	120	B2-U0-G4	
	4M		13,547	130	B1-U0-G3	14,132	136	B1-U0-G3	13,655	131	B1-U0-G3	
	4F		12,854	123	B1-U0-G4	13,410	129	B1-U0-G4	12,955	124	B1-U0-G4	
	4W		11,399	109	B1-U0-G4	11,891	114	B1-U0-G4	11,488	110	B1-U0-G4	
	FTM		12,835	123	B1-U0-G3	13,390	128	B1-U0-G3	12,936	124	B1-U0-G3	
	5QN		14,759	142	B3-U0-G2	15,396	148	B3-U0-G2	14,875	143	B3-U0-G2	
	5QM		14,692	141	B4-U0-G2	15,327	147	B4-U0-G2	14,808	142	B4-U0-G2	
	5Q		14,373	138	B4-U0-G2	14,994	144	B4-U0-G2	14,486	139	B4-U0-G2	
	5QW		14,124	135	B4-U0-G3	14,734	141	B4-U0-G3	14,235	137	B4-U0-G3	
	AM		14,245	137	B1-U0-G2	14,860	143	B1-U0-G2	14,356	138	B1-U0-G2	
	WF		14,767	142	B3-U0-G1	15,405	148	B3-U0-G1	14,883	143	B3-U0-G1	
	LC/RC		12,353	117	B2-U0-G3	12,678	122	B2-U0-G3	12,248	117	B2-U0-G3	
24L	2	80	18,254	130	B3-U0-G4	19,045	136	B3-U0-G5	18,397	131	B3-U0-G4	141
	3M		17,711	126	B2-U0-G3	18,476	131	B2-U0-G3	17,850	127	B2-U0-G3	
	3W		16,513	118	B3-U0-G5	17,226	123	B3-U0-G5	16,642	118	B3-U0-G5	
	4M		18,047	128	B3-U0-G3	18,827	134	B3-U0-G3	18,189	129	B3-U0-G3	
	4F		17,125	122	B2-U0-G5	17,865	127	B2-U0-G5	17,259	123	B2-U0-G5	
	4W		15,186	108	B2-U0-G5	15,842	113	B2-U0-G5	15,305	109	B2-U0-G5	
	FTM		17,099	122	B1-U0-G3	17,838	127	B1-U0-G3	17,234	123	B1-U0-G3	
	5QN		19,662	140	B4-U0-G2	20,512	146	B4-U0-G2	19,817	141	B4-U0-G2	
	5QM		19,574	139	B5-U0-G3	20,419	145	B5-U0-G3	19,728	140	B5-U0-G3	
	5Q		19,149	136	B5-U0-G3	19,976	142	B5-U0-G3	19,299	137	B5-U0-G3	
	5QW		18,816	134	B5-U0-G3	19,629	140	B5-U0-G3	18,964	135	B5-U0-G3	
	AM		18,977	135	B1-U0-G2	19,797	141	B1-U0-G2	19,126	136	B1-U0-G2	
	WF		19,674	140	B4-U0-G1	20,524	146	B4-U0-G1	19,828	141	B4-U0-G1	
	LC/RC		16,391	115	B3-U0-G4	16,890	120	B3-U0-G4	16,338	116	B3-U0-G4	

©LSI Industries Inc. All Rights Reserved. Specifications and dimensions subject to industry standard tolerances. Specifications subject to change without notice.

V-Locity® Medium (VALM) Outdoor LED Area Light

Type : _____

Have questions? Call us at (800) 436-7800

PERFORMANCE

Back to Quick Links

Delivered Lumens (80 CRI)												
Lumen Package	Distribution	CRI	4000K CCT / 80 CRI			5000K CCT / 80 CRI			Wattage
			Delivered Lumens	Efficacy	BUG Rating	Delivered Lumens	Efficacy	BUG Rating	
12L	2	80	9,983	141	B2-U0-G3	9,930	141	B2-U0-G3	71
	3M		9,686	137	B1-U0-G3	9,634	136	B2-U0-G3	
	3W		9,030	128	B2-U0-G3	8,983	127	B2-U0-G3	
	4M		9,870	140	B1-U0-G3	9,818	139	B1-U0-G3	
	4F		9,365	133	B1-U0-G3	9,316	132	B1-U0-G3	
	4W		8,305	118	B1-U0-G3	8,261	117	B1-U0-G3	
	FTM		9,351	132	B1-U0-G3	9,302	132	B1-U0-G3	
	5QN		10,753	152	B3-U0-G1	10,696	151	B3-U0-G1	
	5QM		10,705	152	B4-U0-G2	10,648	151	B4-U0-G2	
	5Q		10,472	148	B4-U0-G2	10,417	147	B4-U0-G2	
	5QW		10,290	146	B4-U0-G2	10,235	145	B4-U0-G2	
	AM		10,378	147	B1-U0-G2	10,325	146	B1-U0-G2	
	WF		10,759	152	B3-U0-G1	10,702	151	B3-U0-G1	
	LC/RC		8,854	125	B2-U0-G3	8,808	125	B2-U0-G3	
18L	2	80	14,733	141	B2-U0-G4	14,655	141	B2-U0-G4	104
	3M		14,295	137	B2-U0-G3	14,219	136	B2-U0-G3	
	3W		13,328	128	B2-U0-G4	13,257	127	B2-U0-G4	
	4M		14,567	140	B1-U0-G3	14,489	139	B1-U0-G3	
	4F		13,822	133	B1-U0-G4	13,749	132	B1-U0-G4	
	4W		12,257	118	B1-U0-G4	12,192	117	B1-U0-G4	
	FTM		13,801	132	B1-U0-G3	13,728	132	B1-U0-G3	
	5QN		15,870	152	B3-U0-G2	15,786	151	B3-U0-G2	
	5QM		15,799	152	B4-U0-G2	15,715	151	B4-U0-G2	
	5Q		15,455	148	B4-U0-G2	15,373	147	B4-U0-G2	
	5QW		15,187	146	B4-U0-G3	15,107	145	B4-U0-G3	
	AM		15,317	147	B1-U0-G2	15,235	146	B1-U0-G2	
	WF		15,879	152	B3-U0-G1	15,795	151	B4-U0-G1	
	LC/RC		13,068	125	B2-U0-G3	12,999	125	B2-U0-G3	
24L	2	80	19,628	140	B3-U0-G5	19,525	139	B3-U0-G5	141
	3M		19,044	136	B2-U0-G3	18,945	135	B2-U0-G3	
	3W		17,756	126	B3-U0-G5	17,662	126	B3-U0-G5	
	4M		19,406	138	B3-U0-G3	19,304	137	B3-U0-G3	
	4F		18,414	131	B2-U0-G5	18,317	130	B2-U0-G5	
	4W		16,329	116	B2-U0-G5	16,245	116	B2-U0-G5	
	FTM		18,387	131	B3-U0-G3	18,290	130	B3-U0-G3	
	5QN		21,143	150	B4-U0-G2	21,031	150	B4-U0-G2	
	5QM		21,048	150	B5-U0-G3	20,936	149	B5-U0-G3	
	5Q		20,590	147	B5-U0-G3	20,481	146	B5-U0-G3	

LYON, RICHIE, 7/20/2026, 12:29 PM



WDGE2 LED

Architectural Wall Sconce
Precision Refractive Optic

Catalog Number

Notes

Type

Hit the Tab key or mouse over the page to see all interactive elements.

Specifications

Depth (D1): 7"
Depth (D2): 1.5"
Height: 9"
Width: 11.5"
Weight: (without options) 13.5 lbs



Items marked by a shaded background qualify for the Design Select program and ship in 15 days or less. To learn more about Design Select, visit www.acuitybrands.com/designselect. *See ordering tree for details

Introduction

The WDGE LED family is designed to meet specifier's every wall-mounted lighting need in a widely accepted shape that blends with any interior. The clean rectilinear design comes in four sizes with lumen packages ranging from 1,200 to 25,000 lumens, providing a true site-wide solution. Embedded with nLight® AIR wireless controls, the WDGE family provides additional energy savings and code compliance.

WDGE2 with industry leading precision refractive optics provides great uniform distribution and optical control. When combined with multiple integrated emergency battery backup options, including an UltraHi cold temperature option, the WDGE2 becomes the ideal wall-mounted lighting solution for pedestrian scale applications in any environment.

WDGE LED Family Overview

Luminaire	Optics	Standard EM, 0°C	Cold EM, -20 °C	Sensor	Approximate Lumens (4000K, 80CRI)						
					P0	P1	P2	P3	P4	P5	P6
WDGE1 LED	Visual Comfort	4W		--	750	1,200	2,000	--	--	--	--
WDGE2 LED	Visual Comfort	10W	10W	Standalone / nLight	--	1,200	2,000	3,000	4,500	6,000	--
WDGE3 LED	Precision Refractive	10W	10W	Standalone / nLight	700	1,200	2,000	3,200	4,200	--	--
WDGE5 LED	Precision Refractive	15W	10W	Standalone / nLight	--	7,500	8,500	10,000	12,000	--	--
WDGE4 LED	Precision Refractive			Standalone / nLight	--	12,000	16,000	18,000	20,000	22,000	25,000

Ordering Information

EXAMPLE: WDGE2 LED P3 40K 80CRI T3M MVOLT SRM DDBXD

Series	Package	Color Temperature		CRI	Distribution	Voltage	Mounting
WDGE2 LED	P0*	27K 2700K	40K 4000K	70CRI*	T1S Type I Short	MVOLT	Shipped included
	P1*	30K 3000K	50K 5000K	80CRI	T2M Type II Medium	347 *	SRM Surface-mounting bracket
	P2*	35K 3500K	AMBP Amber	LWY Limited Wavelength	T3M Type III Medium	480 *	ICW Indirect Canopy/Ceiling Washer bracket (dry/damp locations only)*
	P3*				T4M Type IV Medium		
	P4*				TFTM Forward Throw Medium		

Shipped separately
AWS 3/8inch Architectural wall spacer*
PBBW Surface-mounted back box (top, left, right conduit entry). Use when there is no junction box available*

Options

- E10WH Emergency battery backup, Certified in CA Title 20 MAIDEFS (10W, 5°C min)
- E20WC Emergency battery backup, Certified in CA Title 20 MAIDEFS (10W, -20°C min)
- PE Photocell, Button Type*
- DMG 0-10V dimming wires pulled outside fixture (for use with an external control, ordered separately)*
- BCE Bottom conduit entry for back box (PBBW). Total of 4 entry points.
- CCE Coastal Construction*

Standalone Sensors/Controls
- PIR Bi-level (100/35%) motion sensor for 8-15' mounting heights. Intended for use on switched circuits with external dusk to dawn switching.
- PIRH Bi-level (100/35%) motion sensor for 15-30' mounting heights. Intended for use on switched circuits with external dusk to dawn switching.
- PIR1FC3V Bi-level (100/35%) motion sensor for 8-15' mounting heights with photocell pre-programmed for dusk to dawn operation.
- PIRH1FC3V Bi-level (100/35%) motion sensor for 15-30' mounting heights with photocell pre-programmed for dusk to dawn operation.

Networked Sensors/Controls
- NLTAIR2 PIR Embedded wireless controls by nLight with Passive Infrared Occ sensor and on/off photocell for 8-15' mounting heights.
- NLTAIR2 PIRH Embedded wireless controls by nLight with Passive Infrared Occ sensor and on/off photocell for 15-30' mounting heights.
- NLTAIRE2 PIR Embedded wireless controls by nLight with ULI/cUL listed emergency operation, Passive Infrared Occ sensor and on/off photocell for 8-15' mounting heights.
- NLTAIRE2 PIRH Embedded wireless controls by nLight with ULI/cUL listed emergency operation, Passive Infrared Occ sensor and on/off photocell for 15-30' mounting heights.

See page 4 for out of box functionality

Finish
- DDBXD Dark bronze
- DBLXD Black
- DNAXD Natural aluminum
- DWHXD White
- DSSND Sandstone
- DDBTXD Textured dark bronze
- DBLBXD Textured black
- DNATXD Textured natural aluminum
- DWHGXD Textured white
- DSSTXD Textured sandstone

© 2019-2025 Acuity Brands Lighting, Inc. All rights reserved.

Accessories

Ordered and shipped separately.

- WDGEAWS DDBXD U — WDGE 3/8inch Architectural Wall Spacer (specify finish)
- WDGEPBBW DDBXD U — WDGE2 surface-mounted back box (specify finish)

NOTES
1 PD option not available with sensors/controls.
2 P1-P4 not available with AMB and LW.
3 AMB and LW always go together.
4 70CRI only available with T3M and T4M.
5 347V and 480V not available with E10WH or E20WC.
6 Not qualified for DLC. Not available with emergency battery backup or sensors/controls.
7 For PBBW and AWS with CCE option, require an RFA.
8 PE not available in 480V or with sensors/controls.
9 DMG option not available with sensors/controls.

Performance Data

Lumen Output

Lumen values are from photometric tests performed in accordance with IESNA LM-79-08. Data is considered to be representative of the configurations shown, within the tolerances allowed by Lighting Facts. Contact factory for performance data on any configurations not shown here.

Performance Package	System Watts	Dist. Type	27K (2700K, 80 CRI)				30K (3000K, 80 CRI)				40K (4000K, 80 CRI)				50K (5000K, 80 CRI)				Amber (Limited Wavelength)			
			Lumens	LPW	B	U	G	Lumens	LPW	B	U	G	Lumens	LPW	B	U	G	Lumens	LPW	B	U	G	Lumens	LPW	B	U	G
P0	7W	T1S	636	92	0	0	0	666	97	0	0	0	699	101	0	0	1	691	100	0	0	1	712	47	0	0	1
		T2M	662	96	0	0	0	693	101	0	0	0	728	106	0	0	0	719	104	0	0	0	741	48	0	0	0
		T3M	662	96	0	0	0	693	101	0	0	0	728	106	0	0	0	719	104	0	0	0	741	48	0	0	0
		T4M	648	94	0	0	0	679	98	0	0	0	712	103	0	0	0	704	102	0	0	0	726	47	0	0	0
		TFTM	652	95	0	0	0	683	99	0	0	0	717	104	0	0	0	708	103	0	0	0	730	48	0	0	1
P1	11W	T1S	1,305	99	0	0	0	1,372	104	0	0	0	1,435	109	0	0	1	1,418	107	0	0	1					
		T2M	1,358	103	0	0	1	1,426	108	0	0	1	1,494	113	0	0	1	1,477	112	0	0	1					
		T3M	1,358	103	0	0	1	1,426	108	0	0	1	1,494	113	0	0	1	1,477	112	0	0	1					
		T4M	1,326	101	0	0	1	1,179	106	0	0	1	1,238	111	0	0	1	1,223	110	0	0	1					
		TFTM	1,133	101	0	0	1	1,186	106	0	0	1	1,245	112	0	0	1	1,230	110	0	0	1					
P2	19W	T1S	1,861	95	1	0	1	1,886	99	1	0	1	1,981	104	1	0	1	1,957	103	1	0	1					
		T2M	1,873	99	1	0	1	1,963	103	1	0	1	2,061	109	1	0	1	2,037	107	1	0	1					
		T3M	1,874	99	1	0	1	1,964	103	1	0	1	2,062	109	1	0	1	2,038	107	1	0	1					
		T4M	1,836	97	1	0	1	1,922	101	1	0	1	2,018	106	1	0	1	1,994	105	1	0	1					
		TFTM	1,847	97	1	0	1	1,934	102	1	0	1	2,030	107	1	0	1	2,006	106	1	0	1					
P3	32W	T1S	2,805	87	1	0	1	2,942	92	1	0	1	3,089	96	1	0	1	3,052	95	1	0	1					
		T2M	2,924	91	1	0	1	3,062	95	1	0	1	3,215	100	1	0	1	3,176	99	1	0	1					
		T3M	2,925	91	1	0	1	3,063	95	1	0	1	3,216	100	1	0	1	3,177	99	1	0	1					
		T4M	2,863	89	1	0	1	2,997	93	1	0	1	3,147	98	1	0	1	3,110	97	1	0	1					
		TFTM	2,880	90	1	0	1	3,015	94	1	0	1	3,166	99	1	0	1	3,128	97	1	0	1					
P4	47W	T1S	3,729	80	1	0	1	3,904	84	1	0	1	4,099	88	1	0	1	4,051	87	1	0	1					
		T2M	3,885	83	1	0	1	4,065	87	1	0	1	4,267	91	1	0	1	4,216	90	1	0	1					
		T3M	3,892	83	1	0	1	4,065	87	1	0	1	4,268	91	1	0	1	4,217	90	1	0	1					
		T4M	3,799	81	1	0	1	3,978	85	1	0	1	4,177	90	1	0	1	4,127	88	1	0	1					
		TFTM	3,822	82	1	0	1	4,002	86	1	0	1	4,203	90	1	0	1	4,152	89	1	0	1					

Performance Package	System Watts	Dist. Type	27K (2700K, 70 CRI)				30K (3000K, 70 CRI)				40K (4000K, 70 CRI)				50K (5000K, 70 CRI)			
			Lumens	LPW	B	U	G	Lumens	LPW	B	U	G	Lumens	LPW	B	U	G	Lumens	LPW	B	U	G
P0	7W	T1M	737	107	0	0	0	765	111	0	0	0	822	119	0	0	0	822	121	0	0	1
		T2S	735	105	0	0	0	746	108	0	0	0	804	117	0	0	1	814	116	0	0	1
P1	11W	T1M	1,280	115	0	0	1	1,320	119	0	0	1	1,427	128	1	0	1	1,445	129	1	0	1
		T4M	1,253	112	0	0	1	1,297	116	0	0	1	1,397	125	0	0	1	1,413	127	0	0	1
P2	19W	T1M	2,087	110	1	0	1	2,160	114	1	0	1	2,327	123	1	0	1	2,357	124	1	0	1
		T4M	2,042	108	1	0	1	2,114	111	1	0	1	2,278	120	1	0	1	2,306	121	1	0	1
P3	32W	T1M	3,254	101	1	0	1	3,369	105	1	0	1	3,629	113	1	0	1	3,673	114	1	0	1
		T4M	3,185	99	1	0	1	3,297	103	1	0	1	3,553	111	1	0	1	3,597	112	1	0	1
P4	47W	T1M	4,319	93	1	0	1	4,471	96	1	0	1	4,817	103	1	0	2	4,878	105	1	0	2
		T4M	4,227	91	1	0	1	4,376	94	1	0	2	4,714	101	1	0	2	4,774	102	1	0	2

© 2019-2025 Acuity Brands Lighting, Inc. All rights reserved.

Electrical Load

Performance Package	System Watts	Current (A)				
		120Vac	208Vac	240Vac	277Vac	347Vac	480Vac
P0	7.0	0.061	0.042	0.04	0.039	--	--
	9.0	--	--	--	--	0.031	0.021
P1	11.0	0.100	0.064	0.059	0.054	--	--
	14.1	--	--	--	--	0.046	0.031
P2	19.0	0.168	0.106	0.095	0.083	--	--
	22.8	--	--	--	--	0.067	0.050
P3	32.0	0.284	0.163	0.144	0.131	--	--
	37.1	--	--	--	--	0.107	0.079
P4	47.0	0.412	0.234	0.207	0.185	--	--
	53.5	--	--	--	--	0.153	0.112

Lumen Output in Emergency Mode (4000K, 80 CRI, T3M)

Option	Lumens
E10WH	1,358
E20WC	2,230

Lumen Ambient Temperature (LAT) Multipliers

Use these factors to determine relative lumen output for average ambient temperatures from 0-40°C (32-104°F).

Ambient		Lumen Multiplier
0°C	32°F	1.03
10°C	50°F	1.02
20°C	68°F	1.01
25°C	77°F	1.00
30°C	86°F	0.99
40°C	104°F	0.97

Projected LED Lumen Maintenance

Data references the extrapolated performance projections for the platforms noted in a 25°C ambient, based on 10,000 hours of LED testing (tested per IESNA LM-80-08 and projected per IESNA TM-21-11).
To calculate L87, use the lumen maintenance factor that corresponds to the desired number of operating hours below. For other lumen maintenance values, contact factory.

Operating Hours	0	25,000	50,000	100,000
Lumen Maintenance Factor	1.0	>0.96	>0.93	>0.87

Photometric Diagrams

To see complete photometric reports or download .ies files for this product, visit the Lithonia Lighting WDGE LED homepage. Tested in accordance with IESNA LM-79 and LM-80 standards.

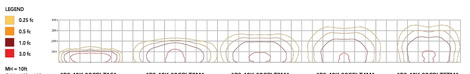

"P3 40K 80CRI T1S" "P3 40K 80CRI T2M" "P3 40K 80CRI T3M" "P3 40K 80CRI T4M" "P3 40K 80CRI TFTM"

Emergency Egress Options

Emergency Battery Backup

The emergency battery backup is integral to the luminaire — no external housing required! This design provides reliable emergency operation while maintaining the aesthetics of the product. All emergency battery backup configurations include an independent secondary driver with an integral relay to immediately detect loss of normal power and automatically energize the luminaire. The emergency battery will power the luminaire for a minimum duration of 90 minutes (maximum duration of three hours) from the time normal power is lost and maintain a minimum of 60% of the light output at the end of 90minutes.

Applicable codes: NFPA 70/NEC – section 700.16, NFPA 101 Life Safety Code Section 7.9

Control / Sensor Options

Motion/Ambient Sensor (PIR_, PIRH_)

Motion/Ambient sensor (Sensor Switch MSOD) is integrated into the the luminaire. The sensor provides both Motion and Daylight based dimming of the luminaire. For motion detection, the sensor utilizes 100% Digital Passive Infrared (PIR) technology that is tuned for walking size motion while preventing false tripping from the environment. The integrated photocell enables additional energy savings during daytime periods when there is sufficient daylight. Optimize sensor coverage by either selecting PIR or PIRH option. PIR option comes with a sensor lens that is optimized to provide maximum coverage for mounting heights between 8-15ft, while PIRH is optimized for 15-40ft mounting height.

Networked Control (NLTAIR2)

nLight® AIR is a wireless lighting controls platform that allows for seamless integration of both indoor and outdoor luminaires. Five-tier security architecture, 900 MHz wireless communication and app (CLAIRITY™ Pro) based configurability combined together make nLight® AIR a secure, reliable and easy to use platform.

PIR



PIRH

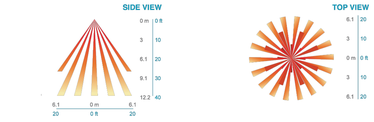

Option	Dim Level	High-Level (when triggered)	Photocell Operation	Motion Time Delay	Ramp-down Time	Ramp-up Time
PIR or PIRH	Motion - 3V (37% of full output) Photocell - 0V (turned off)	10V (100% output)	Enabled @ 5fc	5 min	5 min	Motion - 3 sec Photocell - 45 sec
PIR1FC3V, PIRH1FC3V	Motion - 3V (37% of full output) Photocell - 0V (turned off)	10V (100% output)	Enabled @ 1fc	5 min	5 min	Motion - 3 sec Photocell - 45 sec
NLTAIR2 PIR, NLTAIR2 PIRH, NLTAIRE2 PIR, NLTAIRE2 PIRH (out of box)	Motion - 3V (37% of full output) Photocell - 0V (turned off)	10V (100% output)	Enabled @ 5fc	7.5 min	5 min	Motion - 3 sec Photocell - 45 sec

UL 924 Response – nLight AIR Devices with EM Option

- NLTAIRE2 devices will remain at their high-end trim and ignore wireless lighting control commands, unless a normal-power-sensed (NPS) broadcast is received at least every 8 seconds.
- Using the CLAIRITY+ mobile app, NLTAIRE2 devices must be associated with a group that includes a normal power sensing device to receive NPS broadcasts.
- The non-emergency devices, NLTAIR2 PIR and NLTAIR2 PIRH, with version 3.4 or later firmware can be used for normal power sensing.

© 2019-2025 Acuity Brands Lighting, Inc. All rights reserved.

Mounting, Options & Accessories



Motion/Ambient Sensor

D = 7"
H = 9" (Standalone controls)
11" (nLight AIR controls, 2" antenna will be pointing down behind the sensor)
W = 11.5"



PBBW – Surface-Mounted Back Box
Use when there is no junction box available.

D = 1.75"
H = 9"
W = 11.5"



AWS – 3/8inch Architectural Wall Spacer

D = 0.38"
H = 4.4"
W = 7.5"

FEATURES & SPECIFICATIONS

INTENDED USE
Common architectural look, with clean rectilinear shape, of the WDGE LED was designed to blend with any type of construction, whether it be tilt-up, frame or brick. Applications include commercial offices, warehouses, hospitals, schools, malls, restaurants, and other commercial buildings.

CONSTRUCTION
The single-piece die-cast aluminum housing integrates secondary heat sinks to optimize thermal transfer from the internal light engine heat sinks and promote long life. The driver is mounted in direct contact with the casting for a low operating temperature and long life. The die-cast door frame is fully gasketed with a one-piece solid silicone gasket to keep out moisture and dust, providing an IP66 rating for the luminaire.

FINISH
Exterior painted parts are protected by a zinc-infused Super Durable TGIC thermoset powder coat finish that provides superior resistance to corrosion and weathering. A tightly controlled multi-stage process ensures a 3 mils thickness for a finish that can withstand extreme climate changes without cracking or peeling. Standard Super Durable colors include dark bronze, black, natural aluminum, sandstone and white. Available in textured and non-textured finishes.

OPTICS
Individually formed acrylic lenses are engineered for superior application efficiency which maximizes the light in the areas where it is most needed. The WDGE LED has zero uplight and qualifies as a Nighttime Friendly™ product, meaning it is consistent with the LEED® and Green Globes™ criteria for eliminating wasteful uplight.

ELECTRICAL
Light engine consists of high-efficacy LEDs mounted to metal-core circuit boards to maximize heat dissipation and promote long life (up to L91/100,000 hours at 25°C). The electronic driver has a power factor of >90%, THD <20%. Luminaire comes with built in 6kV surge protection, which meets a minimum Category C low exposure (per ANSI/IEEE C62.41.2). Fixture ships standard with 0-10v dimmable driver.

INSTALLATION
A universal mounting plate with integral mounting support arms allows the fixture to hinge down for easy access while making wiring connections. The 3/8" Architectural Wall Spacer (AWS) can be used to create a floating appearance or to accommodate small imperfections in the wall surface. The ICW option can be used to mount the luminaire inverted for indirect lighting in dry and damp locations. Design can withstand up to a 1.5 G vibration load rating per ANSI C136.31.

LISTINGS
CSA certified to U.S. and Canadian standards. Luminaire is IP66 rated. PIR options are rated for wet location. Rated for -40°C minimum ambient. DesignLights Consortium® (DLC) Premium qualified product and DLC qualified product. Not all versions of this product may be DLC Premium qualified or DLC qualified. Please check the DLC Qualified Products List at www.designlights.org/QPL to confirm which versions are qualified. International Dark-Sky Association (IDA) Fixture Seal of Approval (FSA) is available for all products on this page utilizing 2700K and 3000K color temperature only and SRM mounting only.

GOVERNMENT PROCUREMENT
BABA – Build America Buy America: Product qualifies as produced in the United States under the definitions of the Build America, Buy America Act.
Please refer to www.acuitybrands.com/buy-american for additional information.

WARRANTY
5-year limited warranty. This is the only warranty provided and no other statements in this specification sheet create any warranty of any kind. All other express and implied warranties are disclaimed. Complete warranty terms located at:
www.acuitybrands.com/support/warranty/terms-and-conditions

Note: Actual performance may differ as a result of end-user environment and application. All values are design or typical values, measured under laboratory conditions at 25 °C. Specifications subject to change without notice.

© 2019-2025 Acuity Brands Lighting, Inc. All rights reserved.

PCD FILE NO.: PPR_____

DRAWN BY: CVW	JOB DATE: 7/20/2026	BAR IS ONE INCH ON OFFICIAL DRAWINGS.	
APPROVED: RDL	JOB NUMBER: 2403591	0 1"	
CAD DATE: 7/20/2026		IF NOT ONE INCH ADJUST SCALE ACCORDINGLY.	
CAD FILE: J:\2024\2403591\CAD\Dwgs\C\SDP\Photometrics Specifications			

NO.	DATE	BY	REVISION DESCRIPTION

HRGreen
HR GREEN - COLORADO SPRINGS
1975 RESEARCH PARKWAY SUITE 160
COLORADO SPRINGS, CO 80920
PHONE: 719.300.4140
FAX: 713.965.0044

CHURCH AT BENT GRASS MEADOWS
FAL REALTY, LLC.
FALCON, CO

SITE DEVELOPMENT PLAN
PHOTOMETRIC DETAILS

SHEET PH

18

HR GREEN Xrefs: xc-dsgn_2403591; xv-row_2403591; xref_Titleblock_2403591_SDP

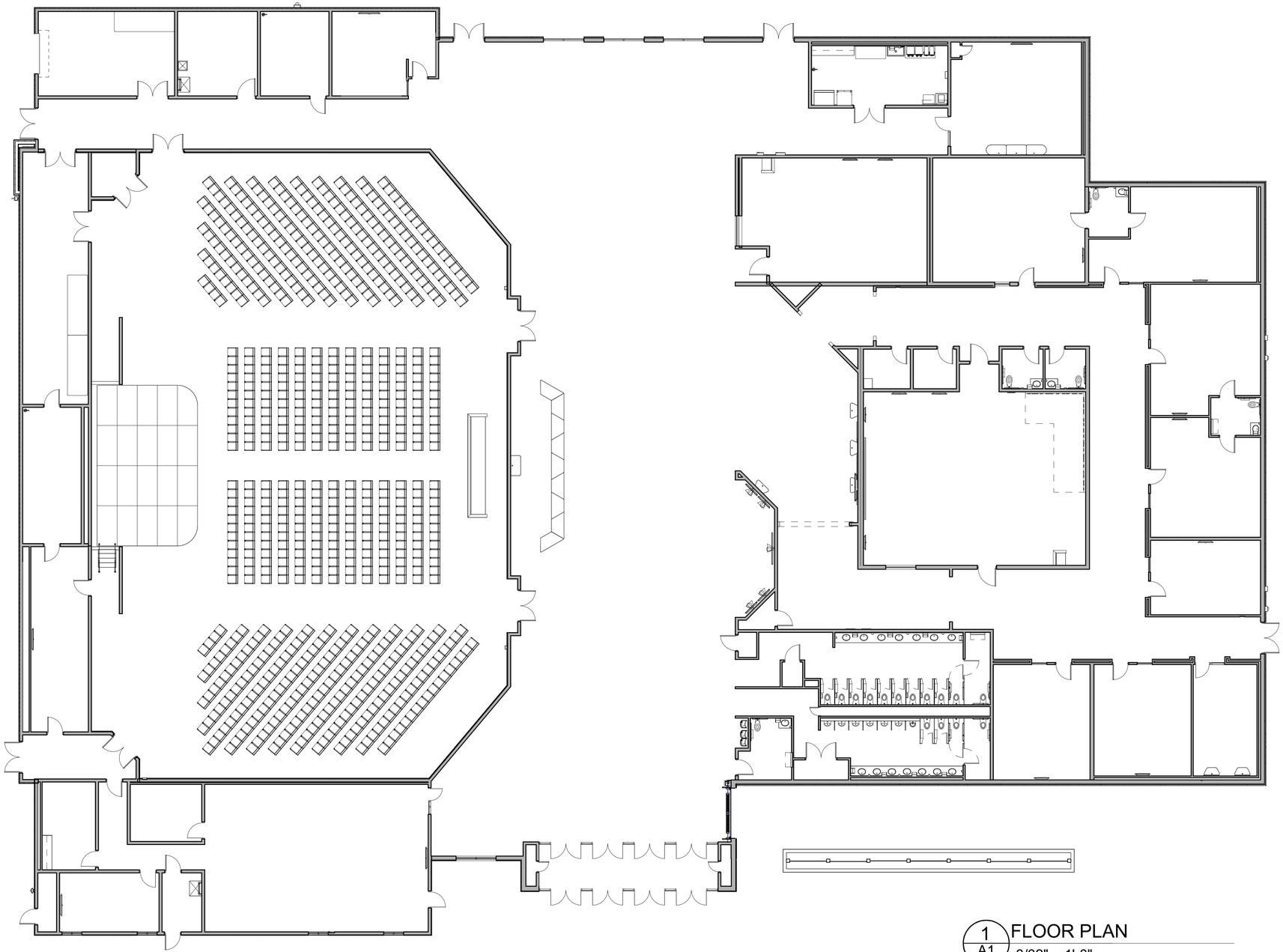

1 A1 FLOOR PLAN
3/32" = 1'-0"

PCD FILE NO.: PPR_____

Revisions:	Date:	Seal:	Mechanical Engineer:	Structural Engineer:	Civil Engineer:	Architect:	LIFE.CHURCH	Project Title: CHURCH AT BENT GRASS MEADOWS Drawing Title: FIRST FLOOR PLAN	Date: 7/20/2026 Drawn: 7/20/2026 Checked:	19
1										
2										
3										
4										
5										
6										
7										

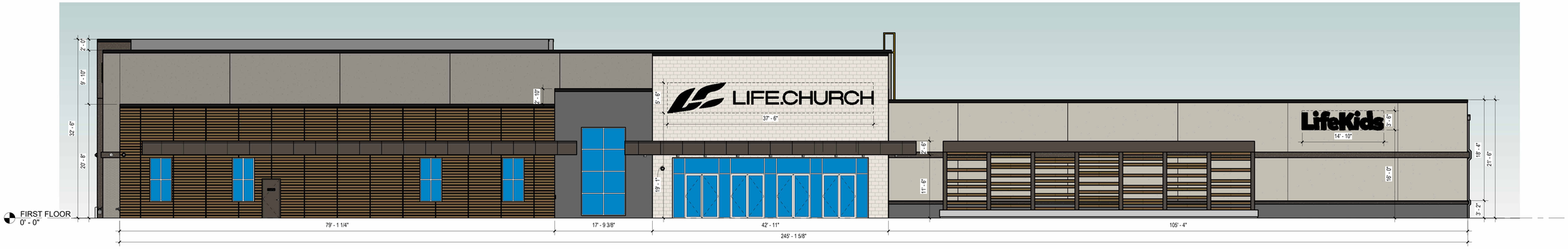

1 A200 EAST ELEVATION
1/8" = 1'-0"

LEGEND:

	EIFS-1:	DRYVIT EIFS CUSTOM COLOR TO MATCH SHERWIN WILLIAMS SW #7016 "MINDFUL GRAY"
	EIFS-2:	DRYVIT EIFS CUSTOM COLOR TO MATCH SHERWIN WILLIAMS SW #7018 "DOVETAIL"
	EIFS-3:	DRYVIT EIFS CUSTOM COLOR TO MATCH SHERWIN WILLIAMS SW #7020 "BLACK FOX"
	EIFS-4:	DRYVIT EIFS WITH "LYMESTONE" SPECIALTY FINISH, CUSTOM COLOR TO MATCH SW #7035 "AESTHETIC WHITE" WITH 1/2" AESTHETIC "V" REVEALS IN A 12"x24" RUNNING BOND PATTERN
	FCWP-1:	FIBER CEMENT WALL PANELS. NICHIHA "VINTAGEWOOD" ARCHITECTURAL WALL PANELS IN "CEDAR" COLOR.
	DPAP:	DRI-DESIGN PAINTED ALUMINUM PANELS, CUSTOM COLOR TO MATCH SHERWIN WILLIAMS SW #7020 "BLACK FOX" REF: ELEVATION FOR SIZE OF PANEL
	TABS-1	THIN ADHEARED BUILDING STONE ELDORADO STONE, LEDGECUT 33 BEACH PEBBLE
	BR-1	RUNNING BOND - DRYVIT EIFS "CUSTOM BRICK" SPECIALTY FINISH, BRICK SHALL BE CUSTOM COLOR TO MATCH SW #7018 "DOVETAIL" GROUT SHALL BE CUSTOM COLOR TO MATCH SW #7044 "AMAZING GRAY"

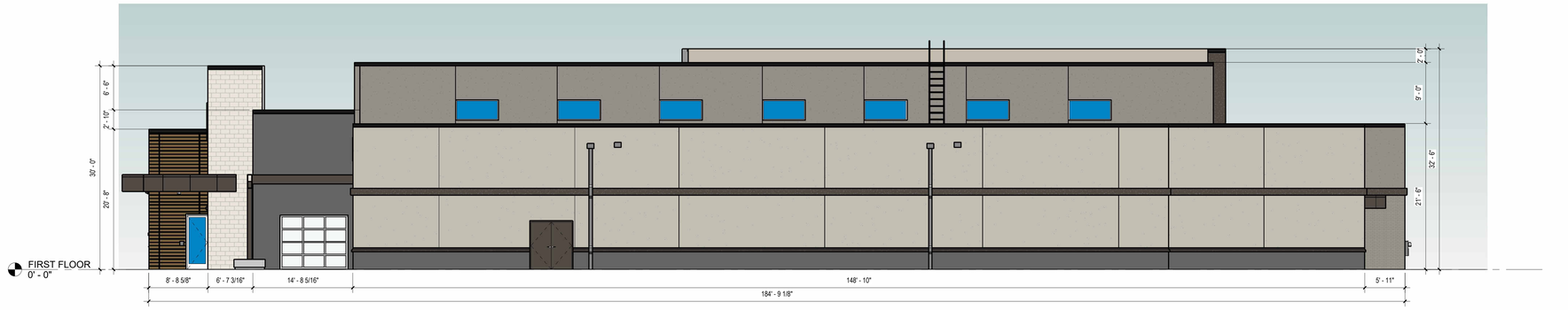

2 A200 NORTH ELEVATION
1/8" = 1'-0"

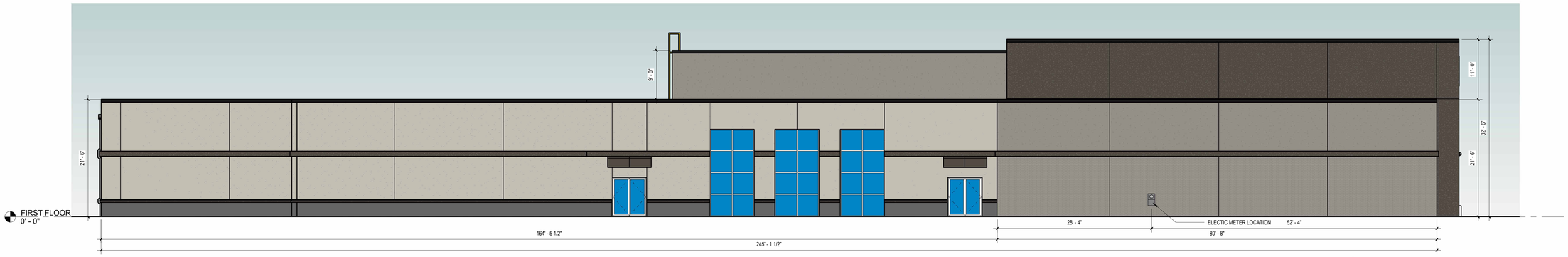

3 A200 WEST ELEVATION
1/8" = 1'-0"

Within 300 Feet of Lot Line: South Elevation

Maximum Sign Allowed Area =
min[(184.76) × 1.5, 300 sqft] = 277.14 sqft

Max = 277.14 sqft

Signage Area Requested = 258.17 sqft

Beyond 300 Feet of Lot Line: East Elevation

Maximum Sign Allowed Area =
min[(245.14) × 2.0, 300 sqft] = 490.28 sqft

Max = 300 sqft

Signage Area Requested = 258.17 sqft



4 A200 SOUTH ELEVATION
1/8" = 1'-0"

REVISIONS:

ARCHITECT:
SEED DEVELOPMENT SERVICES
c/o McAfee & Taft P.C.
8th Floor, Two Leadership Square
211 N. Robinson Ave.
Oklahoma City, OK 73102
405-236-5858

STRUCTURAL ENGINEER:
Wallace Design Collective
410 N. Walnut Ave., Suite 200
Oklahoma City, OK 73104
405-236-5858

MECHANICAL AND ELECTRICAL ENGINEER:
ALLEN CONSULTING INCORPORATED
110 N. Mercedes Dr.
Norman, OK 73069
405-447-2282

CIVIL ENGINEER:
HRGreen.
1975 Research Pkwy, Ste 160,
Colorado Springs, CO 80920
719.394.2435

Life.Church Falcon Colorado
FAL Realty, LLC
TBD
Falcon, CO 80831

DRAWN BY: DJ | CHECKED BY: TR

SEAL:

NOT FOR CONSTRUCTION

DATE: 9/25/2026

PROJECT NUMBER:

DRAWING TITLE: ELEVATIONS

DRAWING NUMBER: A200