# CHURCH AT BENT GRASS MEADOWS
# SITE DEVELOPMENT PLAN

**A PORTION OF SECTION 01 (SE 1/4 OF NE 1/4) AND A PORTION OF LOT 1 SECTION 01, TOWNSHIP 13 SOUTH, RANGE 65 WEST OF THE SIXTH PRINCIPAL MERIDIAN, COUNTY OF EL PASO, STATE OF COLORADO**

## LEGAL DESCRIPTION:

LOT 1, CHURCH AT BENT GRASS MEADOWS, COUNTY OF EL PASO, STATE OF COLORADO.

## SITE DEVELOPMENT PLAN SUMMARY:

| | |
|---|---|
| PROPERTY ADDRESS: | 8650 BENT GRASS MEADOWS DRIVE, FALCON, CO 80831 |
| PARCEL NUMBER: | _____ |
| PROPERTY AREA: | TOTAL: 363,253.41 SF (8.339 AC) |
| ZONING: | CS |
| CURRENT USE: | GRAZING / VACANT |
| PROPOSED USE: | RELIGIOUS INSTITUTION |
| PROPOSED TOTAL GROSS BUILDING AREA: | 39,993 SF |
| PROPOSED LOT AREA COVERAGE: | 4.872 AC. PAVEMENT (58.4%)<br>0.918 AC. ROOF (11.0%)<br>2.549 AC. OPEN SPACE / LANDSCAPING (INCL. POND) (30.6%) |
| EXISTING PERCENT IMPERVIOUSNESS: | 0.0% |
| PROPOSED PERCENT IMPERVIOUSNESS: | (0.92 AC. x 90% + 5.13 AC. x 100% + 2.52 AC. x 0%) / 8.58 AC. = 69.5% |
| FLOODPLAIN STATEMENT: | ZONE X (MAP NO. 08041C0553G, DATED DECEMBER 7, 2018) PER THIS MAP THE SITE IS NOT LOCATED WITHIN A FLOODPLAIN |
| TYPE OF CONSTRUCTION: | TYPE IIB |
| FIRE SYSTEM: | SPRINKLER PER NFPA 13 |
| MAXIMUM BUILDING HEIGHT: | 45' |
| NEW BUILDING STRUCTURAL HEIGHT: | 32'-6" |
| FRONT SETBACK (EAST): | 25.0' |
| SIDE SETBACK (NORTH): | 25.0' |
| REAR SETBACK (WEST/SOUTH): | 25.0' |
| SCOPE OF WORK: | PROPOSED BUILDING (39,993 SF) FOR RELIGIOUS INSTITUTION (CHURCH FACILITY)<br>SITE PARKING LOT, LANDSCAPING, PVT. POND FACILITY, PUB. R.O.W. IMPROVEMENTS TO BENT GRASS MEADOWS DRIVE |
| CONSTRUCTION: | SUMMER 2027 |
| STABILIZATION: | WINTER 2028 |

VICINITY MAP
SCALE: 1-1/2" = 1000'

## SHEET INDEX:


1 - COVER
2 - SITE DEVELOPMENT PLAN
3 - PRELIMINARY UTILITY PLAN
4 - EMERGENCY ACCESS PLAN
5 - SITE DETAILS
7 - LANDSCAPE COVER
8 - OVERALL LANDSCAPE PLAN
9 - LANDSCAPE ENLARGEMENT 1
10 - LANDSCAPE ENLARGEMENT 2
11 - LANDSCAPE ENLARGEMENT 3
12 - LANDSCAPE DETAILS
13 - ELECTRICAL LEGEND
14 - ELECTRICAL SITE PLAN
15 - PHOTOMETRICS SITE PLAN
16 - PHOTOMETRICS DETAILS
17 - PHOTOMETRICS DETAILS
18 - PHOTOMETRICS DETAILS
19 - FLOOR PLAN
20 - ARCHITECTURAL ELEVATIONS


## PROJECT CONTACTS:


OWNER/DEVELOPER
FAL REALTY, LLC.
EMAIL: INFO@SEED.SERVICES

APPLICANT/OWNER'S REPRESENTATIVE
HR GREEN DEVELOPMENT, LLC.
1975 RESEARCH PKWY SUITE 160
COLORADO SPRINGS, CO 80921
TELE: (719) 394-2435
ATTN: BLAINE PERKINS
EMAIL: BLAINE.PERKINS@HRGREEN.COM

CIVIL ENGINEER
HR GREEN DEVELOPMENT, LLC.
1975 RESEARCH PKWY SUITE 160
COLORADO SPRINGS, CO 80921
TELE: (719) 394-2435
ATTN: RICHIE LYON, P.E.
EMAIL: RICHIE.LYON@HRGREEN.COM

PLANNING & LANDSCAPE ARCHITECTURE:
HR GREEN DEVELOPMENT, LLC.
1975 RESEARCH PKWY SUITE 160
COLORADO SPRINGS, CO 80921
TELE:(719) 394-2435
ATTN.: BLAINE PERKINS
EMAIL: BLAINE.PERKINS@HRGREEN.COM

GEOTECHNICAL ENGINEER
COMPANY: ENTECH ENGINEERING, INC
ADDRESS: 505 ELKTON DRIVE
COLORADO SPRINGS, CO 80907
TELE: (719) 531-5599
ATTN: JOE GOODE
EMAIL: JGOODE@ENTECH-ENGINEERING.COM

TRAFFIC ENGINEER
SM ROCHA,LLC.
8703 YATES DRIVE, STE 210
WESTMINSTER, CO 80031
TELE: (303) 458-9798
ATTN: MIKE ROCHA
EMAIL: MIKE@SMROCHA.COM

SURVEYOR
COMPASS SURVEYING & MAPPING, LLC
3253 WEST CAREFREE CIRCLE
COLORADO SPRINGS, CO 80917
TELE: (719) 354-4120
ATTN: MARK JOHANNES
EMAIL: @CSAMLLC.COM


PARKING SPACE CALCULATIONS

| AREA TYPE | # OF SEATS | PARKING SPACE:SEAT | REQUIRED SPACES | PROVIDED SPACES | ADA STANDARD STALLS REQ'D. | ADA VAN STALLS REQ'D | ADA STANDARD STALLS PROVIDED | ADA VAN STALLS PROVIDED |
|---|---|---|---|---|---|---|---|---|
| AUDITORIUM SEATS | 750 | 1:4 | 188 | 440 | 7 | 2 | 7 | 2 |

## CONSTRUCTION SCHEDULE NOTE:

THE "NATURAL FEATURES AND WETLANDS REPORT" (2024) IDENTIFIES BLACK-TAILED PRAIRIE DOGS AND BURROWING OWLS AS SENSITIVE SPECIES OF CONCERN ON THIS SITE. THE START OF THE CONSTRUCTION SCHEDULE REFLECTS AN ANTICIPATED MIGRATION TIMEFRAME FOR THE BURROWING OWL.

## GEOHAZARD NOTE:

PER THE AFFORMENTIONED GEOTECHNICAL REPORT BY ENTECH, NO GEOHAZARDS ARE IDENTIFIED ON THIS SITE

## ADA DESIGN STANDARD NOTES

THE PARTIES RESPONSIBLE FOR THIS PLAN HAVE FAMILIARIZED THEMSELVES WITH ALL CURRENT ACCESSIBILITY CRITERIA AND SPECIFICATIONS AND THE PROPOSED PLAN REFLECTS ALL SITE ELEMENTS REQUIRED BY THE APPLICABLE ADA DESIGN STANDARDS AND GUIDELINES AS PUBLISHED BY THE UNITED STATES DEPARTMENT OF JUSTICE. APPROVAL OF THIS PLAN BY THE CITY OF COLORADO SPRINGS DOES NOT ASSURE COMPLIANCE WITH THE ADA OR ANY OTHER FEDERAL OR STATE ACCESSIBILITY LAWS OR ANY REGULATIONS OR GUIDELINES ENACTED OR PROMULGATED UNDER OR WITH RESPECT TO SUCH LAWS. SOLE RESPONSIBILITY FOR COMPLIANCE WITH FEDERAL AND STATE ACCESSIBILITY LAWS LIES WITH THE PROPERTY OWNER.

## NOTES:

1. THE OWNER AGREES ON BEHALF OF HIM/HERSELF AND ANY DEVELOPER OR BUILDER SUCCESSORS AND ASSIGNEES THAT SUBDIVIDER AND/OR SAID SUCCESSORS AND ASSIGNS SHALL BE REQUIRED TO PAY TRAFFIC IMPACT FEES IN ACCORDANCE WITH THE EL PASO COUNTY ROAD IMPACT FEE PROGRAM RESOLUTION (RESOLUTION NO. 25-337), OR ANY AMENDMENTS THERETO, AT OR PRIOR TO THE TIME OF BUILDING PERMIT SUBMITTALS. THE FEE OBLIGATION, IF NOT PAID AT FINAL PLAT RECORDING, SHALL BE DOCUMENTED ON ALL SALES DOCUMENTS AND ON PLAT NOTES TO ENSURE THAT A TITLE SEARCH WOULD FIND THE FEE OBLIGATION BEFORE SALE OF THE PROPERTY.

PCD FILE NO.: PPR2622

| | | |
|---|---|---|
| DRAWN BY: CVW | JOB DATE: 9/25/2026 | BAR IS ONE INCH ON OFFICIAL DRAWINGS. 0 1" IF NOT ONE INCH, ADJUST SCALE ACCORDINGLY. |
| APPROVED: RDL | JOB NUMBER: 2403591 | |
| CAD DATE: 9/25/2026 | | |
| CAD FILE: J:\2024\2403591\CAD\Dwgs\C\SDP\Cover | | |

| NO. | DATE | BY | REVISION DESCRIPTION |
|---|---|---|---|
| | | | |


HRGreen
HR GREEN - COLORADO SPRINGS
1975 RESEARCH PARKWAY SUITE 160
COLORADO SPRINGS, CO 80920
PHONE: 719.300.4140
FAX: 713.965.0044


CHURCH AT BENT GRASS MEADOWS
FAL REALTY, LLC.
FALCON, CO

SITE DEVELOPMENT PLAN
COVER

SHEET CV

1


LYON, RICHIE, 9/25/2026 9:33 AM
HR GREEN Xrefs: xc-dsgn_2403591; xv-row_2403591; Vicinity_Map_Block; xref_Titleblock_2403591_SDP

LYON, RICHIE, 9/24/2026 9:46 AM

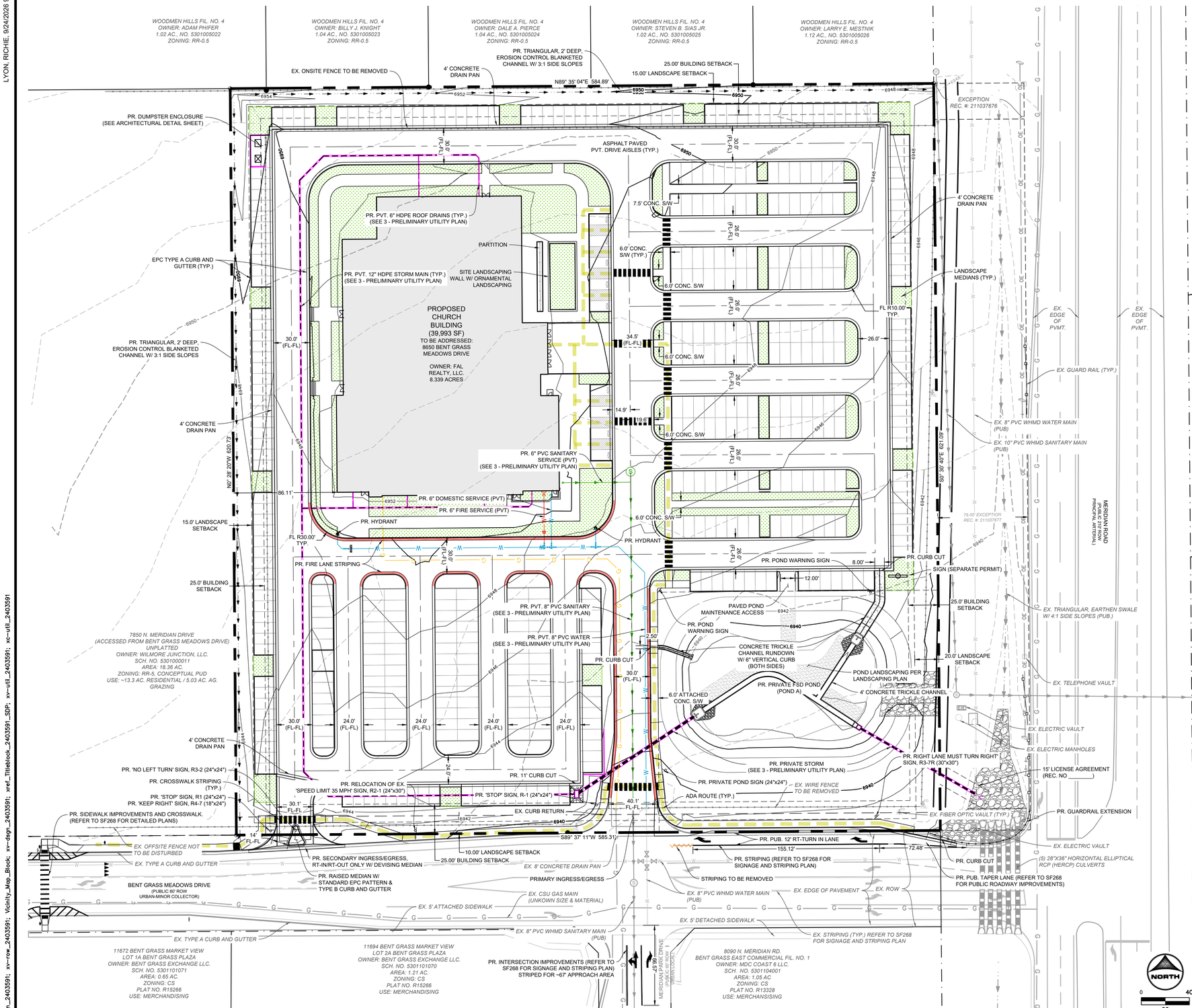


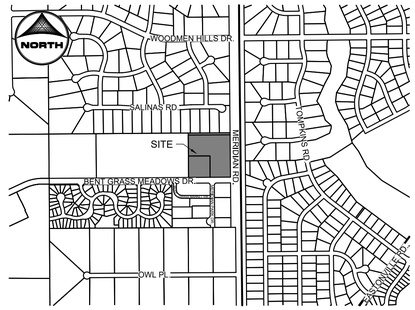


## VICINITY MAP

SCALE: 1" = 1000'

## LEGEND

| | EXISTING | PROPOSED |
|---|---|---|
| PROPERTY LINE | | |
| EASEMENT LINE | | |
| RIGHT OF WAY | | |
| CENTERLINE | | |
| FENCE | | |
| OVERHEAD ELECTRIC | OHE | OE |
| GAS MAIN | G G | G G |
| WATER MAIN | | W |
| SANITARY MAIN | | |
| SWALE | | |
| STORM SEWER | | |
| TRAIL | | |
| EDGE OF GRAVEL | | |
| FIRE SERVICE | | W |
| DEMOLITION | | |
| FIRE LANE | | |
| INDEX CONTOUR | | |
| INTER. CONTOUR | | |
| ADA ROUTE | | |
| LANDSCAPING | | |
| BUILDING | | |

### WATER

- BLOW OFF VALVE
- GATE VALVE
- MANHOLE
- WELL
- WATER WARNING SIGN

### DRY UTILITIES

- ELECTRIC METER
- ELECTRIC BOX
- FIBER OPTIC BOX
- FIBER OPTIC WARNING SIGN
- TELEPHONE PEDESTAL
- UTILITY POLE

## ADA DESIGN STANDARD NOTES

THE PARTIES RESPONSIBLE FOR THIS PLAN HAVE FAMILIARIZED THEMSELVES WITH ALL CURRENT ACCESSIBILITY CRITERIA AND SPECIFICATIONS AND THE PROPOSED PLAN REFLECTS ALL SITE ELEMENTS REQUIRED BY THE APPLICABLE ADA DESIGN STANDARDS AND GUIDELINES AS PUBLISHED BY THE UNITED STATES DEPARTMENT OF JUSTICE. APPROVAL OF THIS PLAN BY THE CITY OF COLORADO SPRINGS DOES NOT ASSURE COMPLIANCE WITH THE ADA OR ANY OTHER FEDERAL OR STATE ACCESSIBILITY LAWS OR ANY REGULATIONS OR GUIDELINES ENACTED OR PROMULGATED UNDER OR WITH RESPECT TO SUCH LAWS. SOLE RESPONSIBILITY FOR COMPLIANCE WITH FEDERAL AND STATE ACCESSIBILITY LAWS LIES WITH THE PROPERTY OWNER.

## NOTES

ALL LIMIT LINES/STOP LINES, CROSSWALK LINES, PAVEMENT LEGENDS, AND ARROWS SHALL BE A MINIMUM 125 MIL THICKNESS PREFORMED THERMOPLASTIC PAVEMENT MARKINGS WITH TAPERED LEADING EDGES PER CDOT STANDARD S-627-1. STOP BARS SHALL BE 24" IN WIDTH. CROSSWALK LINES SHALL BE 24" WIDE AND A MINIMUM OF 9' LONG. CROSSWALKS SHALL BE INLAID IN ACCORDANCE WITH SECTION 627 OF THE 2025 CDOT STANDARD SPECIFICATION FOR ROAD AND BRIDGE CONSTRUCTION.

## SIGNAGE LEGEND:

- R-1 — SINGLE LANE 30"X30"
- R2-1 — 24"x30"
- R3-2 — 24"x24"
- R3-7R — 30"x30"
- R4-7 — 12"x18"
- PRIVATE POND SIGN — GREEN W/ WHITE LETTERING — 24"x24"

PCD FILE NO.: PPR2622

| | | | |
|---|---|---|---|
| DRAWN BY: CVW | JOB DATE: 9/15/2026 | BAR IS ONE INCH ON OFFICIAL DRAWINGS. 0 1" IF NOT ONE INCH, ADJUST SCALE ACCORDINGLY. | |
| APPROVED: RDL | JOB NUMBER: 2403591 | | |
| CAD DATE: 9/24/2026 | | | |
| CAD FILE: J:\2024\2403591\CAD\Dwgs\C\SDP\Site_Plan | | | |

| NO. | DATE | BY | REVISION DESCRIPTION |
|---|---|---|---|
| | | | |

HRGreen

HR GREEN - COLORADO SPRINGS
1975 RESEARCH PARKWAY SUITE 160
COLORADO SPRINGS, CO 80920
PHONE: 719.300.4140
FAX: 713.965.0044

CHURCH AT BENT GRASS MEADOWS
FAL REALTY, LLC.
FALCON, CO

SITE DEVELOPMENT PLAN

SITE DEVELOPMENT PLAN

SHEET SDP 2

HR GREEN Xrefs: xc-dsgn_2403591; xv-row_2403591; Vicinity_Map_Block; xv-dsgn_2403591; xref_Titleblock_2403591_SDP; xv-util_2403591; xc-util_2403591

LYON, RICHIE, 9/24/2026 9:46 AM

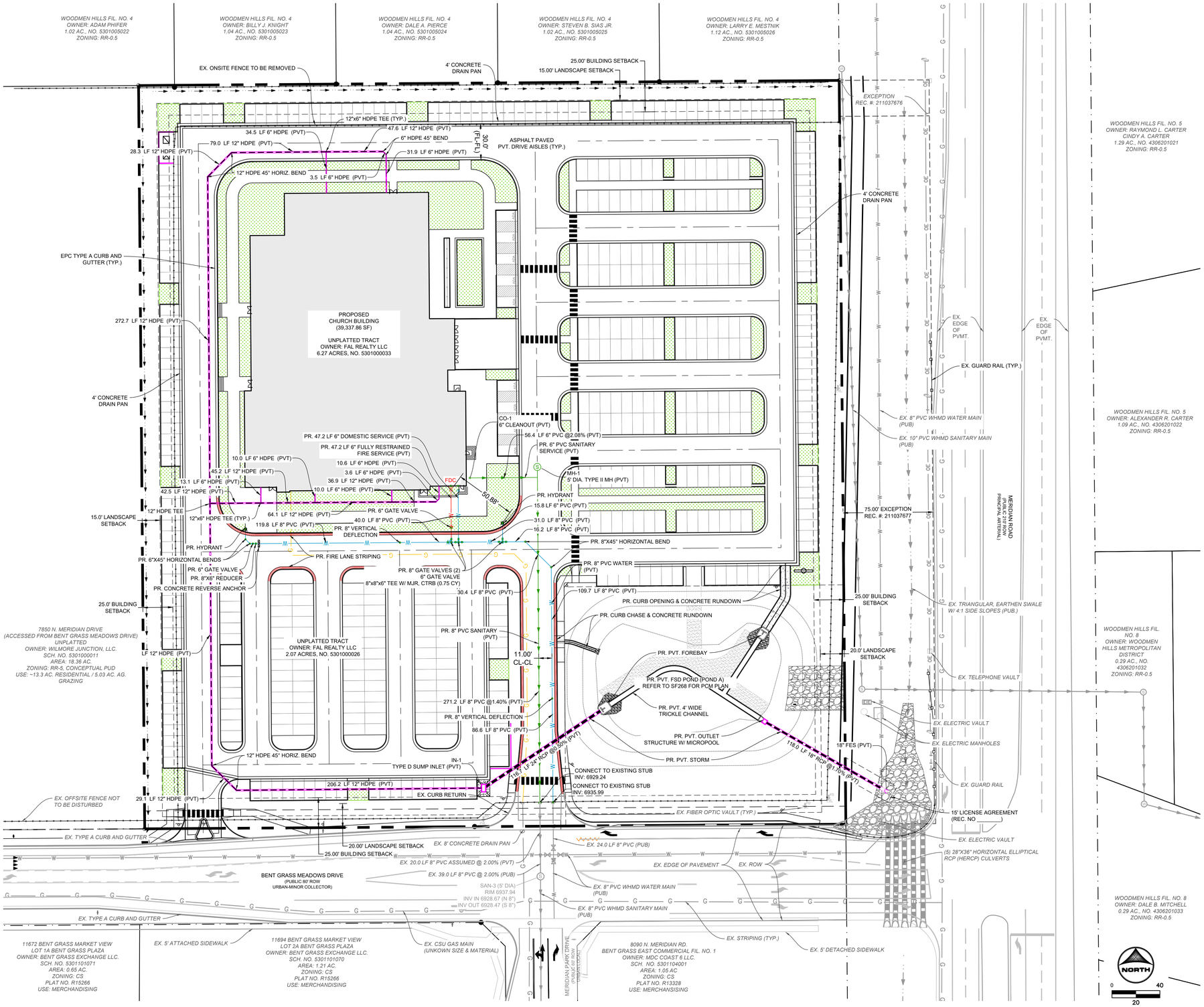


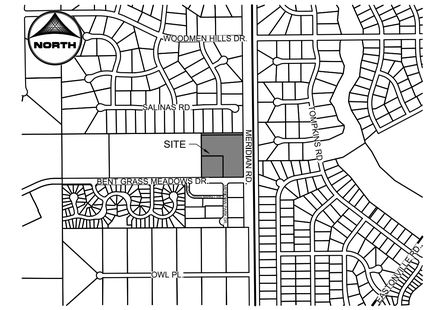


## VICINITY MAP

SCALE: 1" = 1000'

## LEGEND

| | EXISTING | PROPOSED |
|---|---|---|
| PROPERTY LINE | | |
| EASEMENT LINE | | |
| RIGHT OF WAY | | |
| CENTERLINE | | |
| FENCE | | |
| OVERHEAD ELECTRIC | OHE | OE |
| WATER MAIN | | W |
| SANITARY MAIN | | |
| GAS MAIN | | |
| SWALE | | |
| STORM SEWER | | |
| TRAIL | | |
| EDGE OF GRAVEL | | |
| FIRE SERVICE | | W |
| DEMOLITION | | |
| FIRE LANE | | |
| INDEX CONTOUR | | |
| INTER. CONTOUR | | |
| ADA ROUTE | | |
| LANDSCAPING | | |
| BUILDING | | |

### WATER

BLOW OFF VALVE
GATE VALVE
MANHOLE
WELL
WATER WARNING SIGN

### DRY UTILITIES

ELECTRIC METER
ELECTRIC BOX
FIBER OPTIC BOX
FIBER OPTIC WARNING SIGN
TELEPHONE PEDESTAL
UTILITY POLE

NOTES:
ALL UTILITIES ARE PROVIDED WITHIN THE PRIVATE SITE, OUTSIDE OF ROW. NO ROW WORK PROPOSED FOR UTIITIES OTHER THAN ELECTRIC. TO BE DESIGNED AND EXTENDED BY CSU.

PCD FILE NO.: PPR2622

| | | | |
|---|---|---|---|
| DRAWN BY: CVW | JOB DATE: 9/15/2026 | BAR IS ONE INCH ON OFFICIAL DRAWINGS. 0 1" IF NOT ONE INCH, ADJUST SCALE ACCORDINGLY. | |
| APPROVED: RDL | JOB NUMBER: 2403591 | | |
| CAD DATE: 9/24/2026 | | | |
| CAD FILE: J:\2024\2403591\CAD\Dwgs\C\SDP\Utility_Plan | | | |

| NO. | DATE | BY | REVISION DESCRIPTION |
|---|---|---|---|
| | | | |

HRGreen
HR GREEN - COLORADO SPRINGS
1975 RESEARCH PARKWAY SUITE 160
COLORADO SPRINGS, CO 80920
PHONE: 719.300.4140
FAX: 713.965.0044

CHURCH AT BENT GRASS MEADOWS
FAL REALTY, LLC.
FALCON, CO

SITE DEVELOPMENT PLAN
PRELIMINARY UTILITY PLAN

SHEET UTP 3

HR GREEN Xrefs: xc-dsgn_2403591; xv-row_2403591; Vicinity_Map_Block; xv-dsgn_2403591; xref_Titleblock_2403591_SDP; xc-util_2403591; xv-util_2403591

LYON, RICHIE, 9/24/2026 9:46 AM

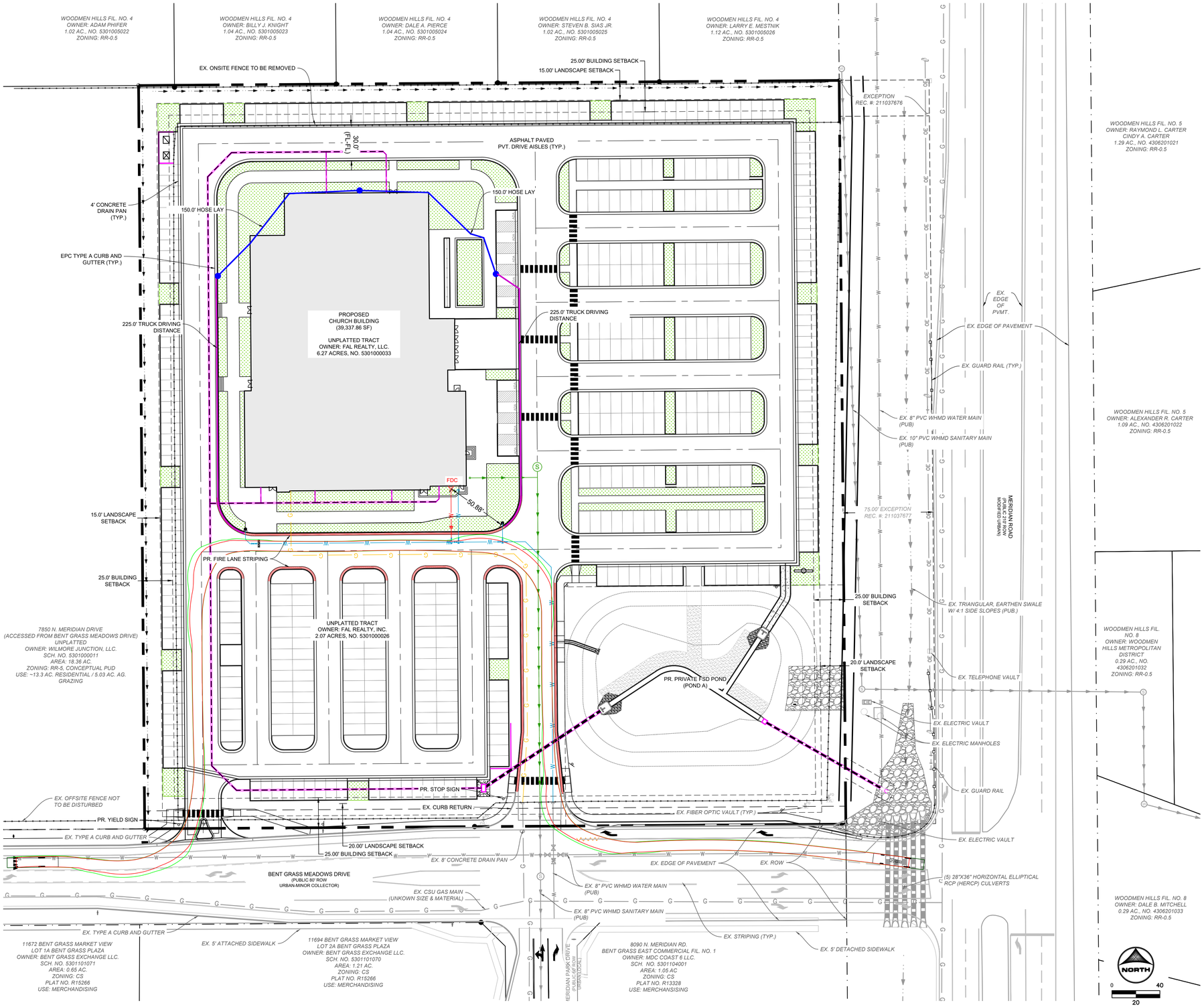


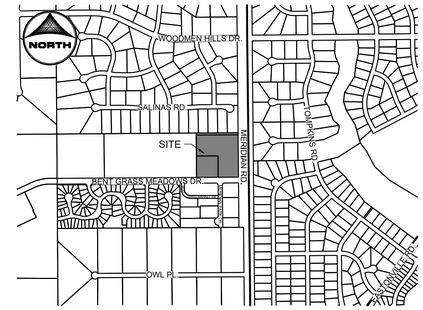


## VICINITY MAP

SCALE: 1" = 1000'

## LEGEND

| | EXISTING | PROPOSED |
|---|---|---|
| PROPERTY LINE | | |
| EASEMENT LINE | | |
| RIGHT OF WAY | | |
| CENTERLINE | | |
| FENCE | | |
| OVERHEAD ELECTRIC | OHE | OE |
| WATER MAIN | | W |
| SANITARY MAIN | | |
| SWALE | | |
| STORM SEWER | | |
| TRAIL | | |
| EDGE OF GRAVEL | | |
| FIRE SERVICE | | W |
| DEMOLITION | | |
| FIRE LANE | | |
| INDEX CONTOUR | | |
| INTER. CONTOUR | | |
| ADA ROUTE | | |
| LANDSCAPING | | |
| BUILDING | | |

### WATER

| | | |
|---|---|---|
| BLOW OFF VALVE | | |
| GATE VALVE | | |
| MANHOLE | | |
| WELL | | |
| WATER WARNING SIGN | | |

### DRY UTILITIES

| | | |
|---|---|---|
| ELECTRIC METER | | |
| ELECTRIC BOX | | |
| FIBER OPTIC BOX | | |
| FIBER OPTIC WARNING SIGN | | |
| TELEPHONE PEDESTAL | | |
| UTILITY POLE | | |

## EMERGENCY ACCESS LEGEND

| | |
|---|---|
| TIRE ENVELOPE | |
| VEHICLE BODY ENVELOPE | |
| HOSE LAY | |
| TRUCK DRIVING DISTANCE | |

NOTES:

THIS PROPERTY IS UNDER THE PROTECTION OF FALCON FIRE PROTECTION DISTRICT. THIS PLAN MEETS THEIR ENGINE SPECIFICATIONS AND OPERATIONS PLAN.

PCD FILE NO.: PPR2622

| | | | |
|---|---|---|---|
| DRAWN BY: CVW | JOB DATE: 9/24/2026 | BAR IS ONE INCH ON OFFICIAL DRAWINGS. 0 1" | |
| APPROVED: RDL | JOB NUMBER: 2403591 | IF NOT ONE INCH, ADJUST SCALE ACCORDINGLY. | |
| CAD DATE: 9/24/2026 | | | |
| CAD FILE: J:\2024\2403591\CAD\Dwgs\C\SDP\Emergency Access_Plan | | | |

| NO. | DATE | BY | REVISION DESCRIPTION |
|---|---|---|---|
| | | | |
| | | | |
| | | | |

HRGreen
HR GREEN - COLORADO SPRINGS
1975 RESEARCH PARKWAY SUITE 160
COLORADO SPRINGS, CO 80920
PHONE: 719.300.4140
FAX: 713.965.0044

CHURCH AT BENT GRASS MEADOWS
FAL REALTY, LLC.
FALCON, CO

SITE DEVELOPMENT PLAN
EMERGENCY ACCESS PLAN

SHEET
EAP
4

HR GREEN Xrefs: xc-dsgn_2403591; xv-rox_2403591; Vicinity_Map_Block; xv-dsgn_2403591; xref_Titleblock_2403591_SDP; xc-utb_2403591; xv-utb_2403591

LYON, RICHIE, 9/24/2026 9:46 AM

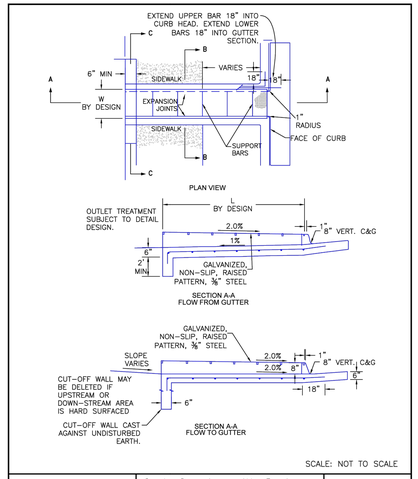


SCALE: NOT TO SCALE

| | | |
|---|---|---|
| 8/11/11 DATE APPROVED: André P. Brackin DEPARTMENT OF TRANSPORTATION | Curb Opening with Drainage Chase Detail 1 of 2 Standard Drawing | REVISION DATE: 12/8/15 FILE NAME: SD_3–25 |

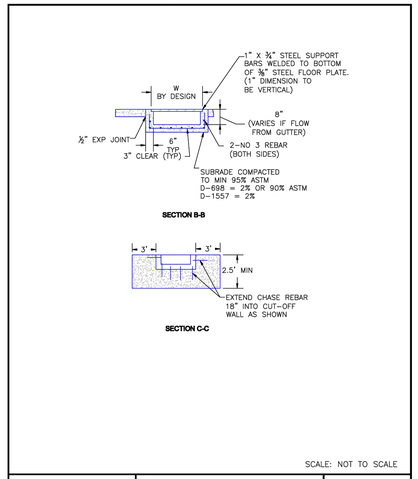


SCALE: NOT TO SCALE

| | | |
|---|---|---|
| 8/11/11 DATE APPROVED: André P. Brackin DEPARTMENT OF TRANSPORTATION | Curb Opening with Drainage Chase Detail 2 of 2 Standard Drawing | REVISION DATE: 11/10/04 FILE NAME: SD_3–25A |

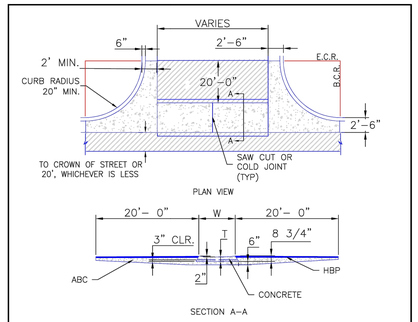


NOTES

1. W – WIDTH SHALL BE 6' FOR LOCAL, 8' FOR COLLECTORS, AND 10' FOR ARTERIAL ROADS.

2. T – SQUARED–OFF RETURN TO BE POURED MONOLITHICALLY, 8" PCC FOR LOCAL ROADS, 9" FOR COLLECTORS WITH 6x6 – 4.4 W.W.F. OR #4 REINFORCING BAR @ 18" EACH WAY.

3. ▨ = 3" MINIMUM ASPHALT DEPTH (2 LIFTS).

4. DESIGN TO SPECIFY ELEVATIONS AT PI AND PCR.

SCALE: NOT TO SCALE

| | | |
|---|---|---|
| 8/11/11 DATE APPROVED: André P. Brackin DEPARTMENT OF TRANSPORTATION | Typical Cross Pan Layout Detail Standard Drawing | REVISION DATE: 12/8/15 FILE NAME: SD_2–26 |

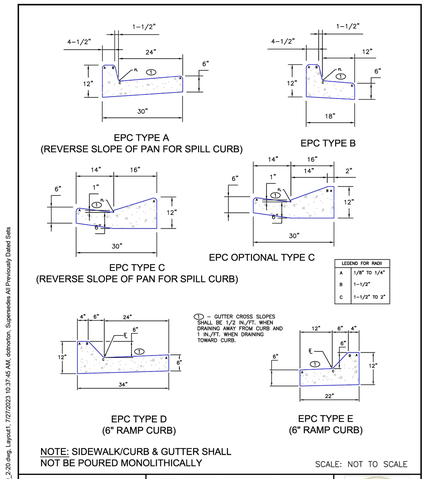


NOTE: SIDEWALK/CURB & GUTTER SHALL NOT BE POURED MONOLITHICALLY

SCALE: NOT TO SCALE

| | | |
|---|---|---|
| 6/23/20 DATE APPROVED: Joshua J. Palmer DEPARTMENT OF PUBLIC WORKS | Typical Curb and Gutter Details Standard Drawing | REVISION DATE: 7/18/23 FILE NAME: SD_2–20 |

P:\ECMLive_2025_Edits\SD_2-20.dwg, Layout1, 7/27/2023 10:37:49 AM, edmorton, Supersedes All Previously Dated Sets

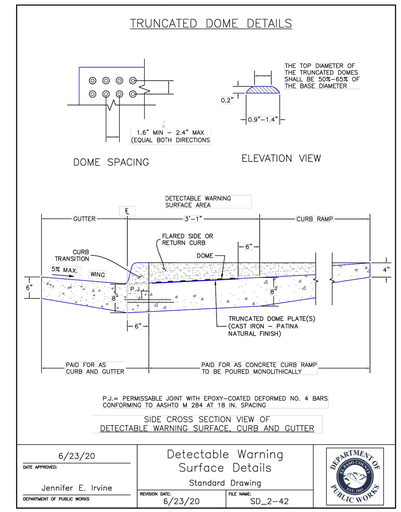


| | | |
|---|---|---|
| 6/23/20 DATE APPROVED: Jennifer E. Irvine DEPARTMENT OF PUBLIC WORKS | Detectable Warning Surface Details Standard Drawing | REVISION DATE: 6/23/20 FILE NAME: SD_2–42 |

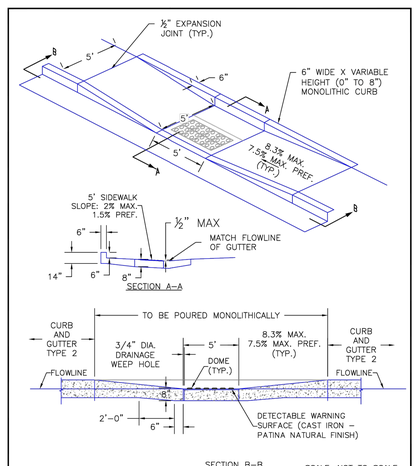


SCALE: NOT TO SCALE

| | | |
|---|---|---|
| 6/23/20 DATE APPROVED: Jennifer E. Irvine DEPARTMENT OF PUBLIC WORKS | Parallel Pedestrian Curb Ramp Detail Standard Drawing | REVISION DATE: 6/23/20 FILE NAME: SD_2–50 |

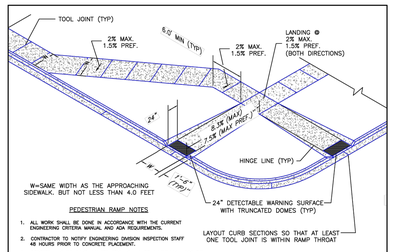


PEDESTRIAN RAMP NOTES

1. ALL WORK SHALL BE DONE IN ACCORDANCE WITH THE CURRENT ENGINEERING CRITERIA MANUAL AND ADA REQUIREMENTS.
2. CONTRACTOR TO NOTIFY ENGINEERING DIVISION INSPECTION STAFF 48 HOURS PRIOR TO CONCRETE PLACEMENT.
3. PEDESTRIAN CURB RAMP CONSTRUCTION SHALL BE A MINIMUM 4,500 PSI CONCRETE, MINIMUM 4" THICK, NON–COLORED, NON–SCORED, COARSE BROOM FINISH.
4. PEDESTRIAN CURB RAMP LOCATION AND LENGTH MAY REQUIRE MODIFICATION TO MAINTAIN THE 8.3% MAXIMUM RUNNING RAMP SLOPE DUE TO STREET INTERSECTION GRADES AND/OR ALIGNMENTS. SEE ECM SECTION 6.5.6 FOR PEDESTRIAN PUSHBUTTON LOCATION REQUIREMENTS.
5. DETECTABLE WARNING SURFACE SHALL START A MINIMUM OF 6" BUT NOT MORE THAN 8" FROM THE FLOWLINE OF THE CURB AT ANY POINT.
6. DETECTABLE WARNING SURFACE SHALL BE PREFABRICATED, CAST IRON (PATINA NATURAL FINISH) AND IN ACCORDANCE WITH ECM CHAPTER 6 AND SD_2–42. THERMOPLASTIC TRUNCATED DOMES AND PAVERS WILL NOT BE ACCEPTED.
7. THE DETECTABLE WARNING SURFACE SHALL BE 24" IN LENGTH AND THE FULL WIDTH OF THE RAMP.
8. PEDESTRIAN CURB RAMP WIDTH REQUIRED IS SAME AS APPROACHING SIDEWALK; 4' MINIMUM.
9. ALL PEDESTRIAN CURB RAMPS WILL BE PERPENDICULAR TO TRAFFIC WITH THE EXCEPTION OF MID–BLOCK OR TERMINAL RAMPS WHICH MAY BE PARALLEL. SUBJECT TO APPROVAL.
10. DRAINAGE STRUCTURES, TRAFFIC SIGNAL/SIGNAGE, UTILITIES/JUNCTION BOXES, OR OTHER OBSTRUCTIONS WITHIN PROPOSED PEDESTRIAN CURB RAMP AREAS AND LANDINGS ARE PROHIBITED.
11. THE COUNTER SLOPE OF THE GUTTER OR ROAD AT THE FOOT OF A RAMP SHALL NOT EXCEED 5%.

GENERAL NOTES

1. WHERE THE 1'–8" FLARED SIDE(S) OF A PERPENDICULAR CURB RAMP IS (ARE) CONTIGUOUS WITH A PEDESTRIAN OR HARD SURFACE AREA (PEDESTRIAN CIRCULATION PATH), THE MAXIMUM FLARE SLOPE SHALL NOT EXCEED 10:1.
2. PEDESTRIAN WALKWAY (PEDESTRIAN ACCESS ROUTE) AND/OR LOCATION OF EXISTING OR FUTURE PEDESTRIAN RAMPS ON OPPOSITE CORNERS SHALL BE REVIEWED BEFORE CONSTRUCTING NEW RAMPS.
3. AT MARKED PEDESTRIAN CROSSINGS, THE BOTTOM OF THE RAMPS, EXCLUDING OF THE FLARE SIDES, SHALL BE TOTALLY CONTAINED WITHIN THE MARKINGS.

| | | |
|---|---|---|
| 6/23/20 DATE APPROVED: Jennifer E. Irvine DEPARTMENT OF PUBLIC WORKS | Pedestrian Curb Ramp Detail Standard Drawing | REVISION DATE: 6/23/20 FILE NAME: SD_2–41 |

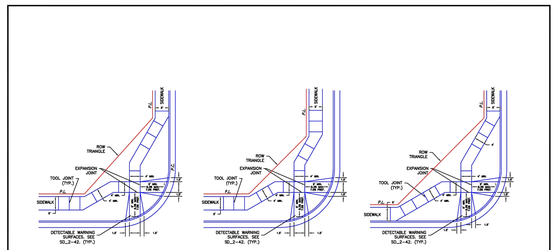


SCALE: NOT TO SCALE

| | | |
|---|---|---|
| 6/23/20 DATE APPROVED: Jennifer E. Irvine DEPARTMENT OF PUBLIC WORKS | Pedestrian Curb Ramp Detail Standard Drawing | REVISION DATE: 6/23/20 FILE NAME: SD_2–40 |

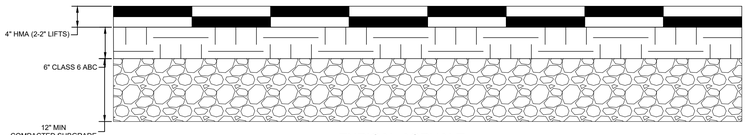


TYPICAL ASPHALT CROSS SECTION
(N.T.S.)

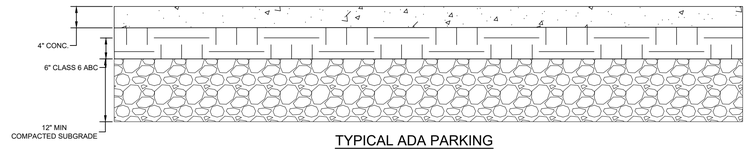


TYPICAL ADA PARKING CROSS SECTION
(N.T.S.)

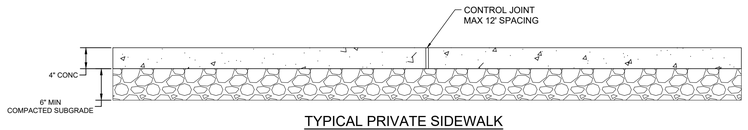


TYPICAL PRIVATE SIDEWALK CROSS SECTION
(N.T.S.)

PCD FILE NO.: PPR2622

| | | | |
|---|---|---|---|
| DRAWN BY: CVW | JOB DATE: 7/20/2026 | BAR IS ONE INCH ON OFFICIAL DRAWINGS. 0 1" IF NOT ONE INCH, ADJUST SCALE ACCORDINGLY. | |
| APPROVED: RDL | JOB NUMBER: 2403591 | | |
| CAD DATE: 9/24/2026 | | | |
| CAD FILE: J:\2024\2403591\CAD\Dwgs\C\SDP\Details | | | |

| NO. | DATE | BY | REVISION DESCRIPTION |
|---|---|---|---|
| | | | |
| | | | |
| | | | |

HRGreen
HR GREEN - COLORADO SPRINGS
1975 RESEARCH PARKWAY SUITE 160
COLORADO SPRINGS, CO 80920
PHONE: 719.300.4140
FAX: 713.965.0044

CHURCH AT BENT GRASS MEADOWS
FAL REALTY, LLC.
FALCON, CO

SITE DEVELOPMENT PLAN
SITE DETAILS

SHEET DT 5

HR GREEN Xrefs: xref_Titleblock_2403591_SDP; xc–dsgn_2403591

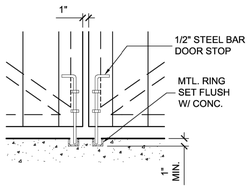


LATCH DETAIL

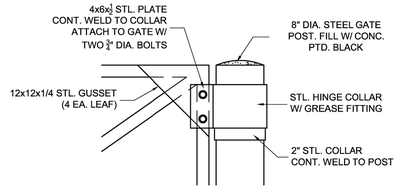


POST DETAIL

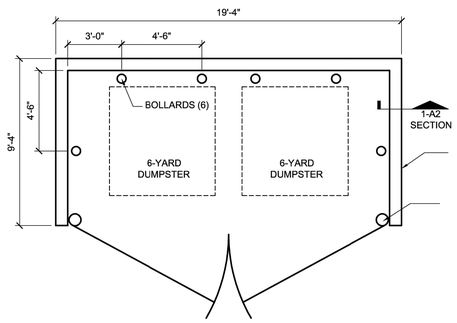


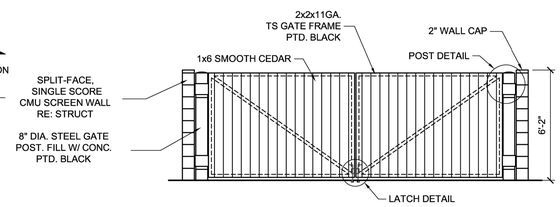


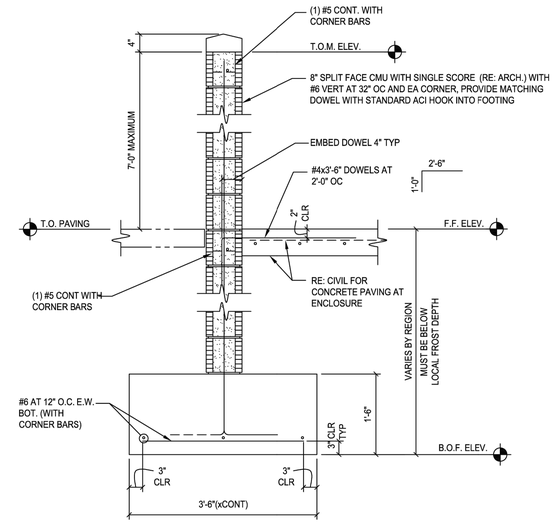


1 SECTION VIEW

SCALE: 3/4"=1'-0"

PCD FILE NO.: PPR2622

| | | |
|---|---|---|
| DRAWN BY: CVW | JOB DATE: 7/20/2026 | BAR IS ONE INCH ON OFFICIAL DRAWINGS. 0 1" IF NOT ONE INCH, ADJUST SCALE ACCORDINGLY. |
| APPROVED: RDL | JOB NUMBER: 2403591 | |
| CAD DATE: 9/24/2026 | | |
| CAD FILE: J:\2024\2403591\CAD\Dwgs\C\SDP\Details | | |

| NO. | DATE | BY | REVISION DESCRIPTION |
|---|---|---|---|
| | | | |
| | | | |
| | | | |
| | | | |

HRGreen
HR GREEN - COLORADO SPRINGS
1975 RESEARCH PARKWAY SUITE 160
COLORADO SPRINGS, CO 80920
PHONE: 719.300.4140
FAX: 713.965.0044

CHURCH AT BENT GRASS MEADOWS
FAL REALTY, LLC.
FALCON, CO

SITE DEVELOPMENT PLAN
SITE DETAILS

SHEET ----

6

LYON, RICHIE, 9/24/2026 9:46 AM
HR GREEN Xrefs: xref_Titleblock_2403591_SDP; xc-dsgn_2403591

# CHURCH AT BENT GRASS MEADOWS

## FALCON, CO

## GENERAL LANDSCAPE PLAN NOTES:

*A FINAL LANDSCAPE AND IRRIGATION PLAN SHALL BE SUBMITTED AND REVIEWED CONCURRENT WITH BUILDING PERMIT SUBMITTAL AND APPROVED PRIOR TO ISSUANCE OF A BUILDING PERMIT.

1. LANDSCAPE CONTRACTOR SHALL PROVIDE ALL LABOR, MATERIALS AND SERVICES NECESSARY TO FURNISH AND INSTALL LANDSCAPE ELEMENTS AND PLANTINGS AS SPECIFIED HEREIN AND AS SHOWN ON THESE PLANS.
2. NO MATERIAL SUBSTITUTIONS SHALL BE MADE WITHOUT LANDSCAPE ARCHITECT'S APPROVAL. ALTERNATE MATERIALS OF SIMILAR SIZE AND CHARACTER MAY BE CONSIDERED IF SPECIFIED PLANT MATERIALS CANNOT BE OBTAINED. OWNER'S REPRESENTATIVE RESERVES THE RIGHT TO REVISE PLANT LIST AS DEEMED NECESSARY.
3. ALL PLANT LOCATIONS ARE APPROXIMATE, ADJUST AS NECESSARY TO AVOID CONFLICTS.
4. QUANTITIES OF MATERIALS SHOWN ON THE PLANTING PLAN TAKE PRECEDENCE OVER QUANTITIES SHOWN ON THE PLANT MATERIAL SCHEDULE. LANDSCAPE CONTRACTOR SHALL BE RESPONSIBLE FOR VERIFYING ALL QUANTITIES ON THE PLANTING PLAN.
5. CONTRACTOR SHALL LOCATE ALL UTILITIES BEFORE WORK. UTILITIES HAVE BEEN SHOWN ON PLAN FOR ROUGH LOCATION OF SERVICES. LOCATE EXACT UTILITY LOCATIONS BY CONTACTING "CALL BEFORE YOU DIG" AT (800) 922-1987 OR 811. CONTRACTOR WILL BE RESPONSIBLE FOR THE REPAIR OF ANY DAMAGE HE MAY CAUSE TO UTILITIES.
6. REMOVE ALL RUBBISH, EQUIPMENT, AND MATERIAL AND LEAVE THE AREA IN A NEAT, CLEAN CONDITION EACH DAY. MAINTAIN PAVED AREAS UTILIZED FOR HAULING EQUIPMENT AND MATERIALS BY OTHER TRADES IN A CLEAN AND UNOBSTRUCTED CONDITION AT ALL TIMES.
7. STORAGE OF ANY MATERIALS, BUILDINGS, VEHICLES OR EQUIPMENT, FENCING AND WARNING SIGNS SHALL BE MAINTAINED THROUGHOUT THE SITE WORK AND CONSTRUCTION PERIODS BY THE CONTRACTOR.
8. ALL INTERNAL LANDSCAPE AND OPEN SPACE AREAS SHALL BE OWNED AND MAINTAINED BY A HOME OWNERS ASSOCIATION (TO BE NAMED) AFTER INITIAL INSTALLATION BY THE OWNER. THE HOA (TO BE NAMED) WILL BE SET UP BY THE EVENTUAL MANAGEMENT COMPANY.
9. STREET TREES, STREETSCAPE IMPROVEMENTS, AND VEGETATION WITHIN THE CITY ROW SHALL BE MAINTAINED BY THE HOA (TO BE NAMED) OR CURRENT PROPERTY OWNER.
10. ACCESSIBLE ROUTES, INCLUDING RAMPS AND SIDEWALKS, WITHIN THE PUBLIC RIGHT-OF-WAY SHALL BE PER THE CITY'S STANDARD DRAWINGS AND SPECIFICATIONS. CITY'S INSPECTOR WILL HAVE THE FINAL AUTHORITY ON ACCEPTING THE PUBLIC IMPROVEMENTS.
11. LANDSCAPE IMPROVEMENTS AND MAINTENANCE SHALL BE THE RESPONSIBILITY OF HOA (TO BE NAMED) OR CURRENT OWNER.

IRRIGATION:

1. AN IRRIGATION PLAN SHALL BE SUBMITTED AND REVIEWED CONCURRENT WITH BUILDING PERMIT SUBMITTAL AND APPROVED PRIOR TO ISSUANCE OF A BUILDING PERMIT.
   - 1.1. ALL SHRUBS AND TREES SHALL BE DRIP IRRIGATED. ALL TREES LOCATED WITHIN SOD TURF AREAS SHALL BE WATERED BY ADJACENT SOD IRRIGATION SYSTEM.
   - 1.2. ALL NATIVE LOW GROW SEEDING SHALL BE TEMPORARILY IRRIGATED UNTIL ESTABLISHMENT. A PERMANENT IRRIGATION SYSTEM SHALL BE REQUIRED FOR DETENTION SEEDING.
11. THE CONTRACTOR SHALL PROVIDE WATER, WATERING DEVICES, AND LABOR NEEDED TO IRRIGATE PLANT MATERIALS UNTIL AUTOMATIC IRRIGATION SYSTEMS ARE OPERATIONAL AND ACCEPTED. THE CONTRACTOR SHALL SUPPLY ENOUGH WATER TO MAINTAIN THE PLANT'S HEALTHY CONDITION BASED ON SEASONAL CONSIDERATIONS.

SHRUB/TREE PLANTING NOTES:

1. OWNER AND OWNER'S REPRESENTATIVE RESERVES THE RIGHT TO REJECT AT ANY TIME OR PLACE PRIOR TO FINAL ACCEPTANCE OF WORK, ANY AND ALL PLANTS WHICH, IN THEIR OPINION, FAIL TO MEET THE REQUIREMENTS OF THE SPECIFICATIONS.
2. ALL TREE AND SHRUB LOCATIONS ARE APPROXIMATE; ADJUST AS NECESSARY TO AVOID CONFLICTS. PLANTING LOCATIONS OF SHRUBS, GRASSES AND PERENNIALS AS SPECIFIED. OBTAIN OWNERS REPRESENTATIVE'S APPROVAL OF LOCATIONS PRIOR TO PLANTING TREES AND SHRUBS.
3. ALL PLANT MATERIAL SHALL BE WELL-FORMED AND DEVELOPED IN GOOD CONDITION, HEALTHY AND DISEASE FREE, AND BE TYPICAL OF THE SPECIES.
4. PLANTS SHALL COMPLY IN ALL APPLICABLE RESPECTS WITH ACCEPTABLE STANDARDS SET FORTH IN THE COLORADO NURSERY ACT OF 1965 - TITLE 35, ARTICLE 25, CRS 1974 (SEE LANDSCAPE THE NURSERY ACT).
5. AT THE COMPLETION OF PLANTING OPERATIONS ALL PLANTS SHALL BE INSPECTED BY THE OWNER AND OWNERS'S REPRESENTATIVE. CONTRACTOR SHALL REPLACE IMMEDIATELY ANY PLANTS NOT IN HEALTHY AND VIGOROUS CONDITION AT THAT TIME AT NO EXPENSE TO THE OWNER. ANY PLANT NOT IN HEALTHY CONDITION DURING THE WARRANTY PERIOD SHALL BE REPLACED AS PER THE ORIGINAL SPECIFICATIONS, AT NO CHARGE TO THE OWNER.
6. PLANTS ARE TO BE SELECTED AND SIZED AS SHOWN ON THE PLANT SCHEDULE.
7. PLANTS BED RECEIVING MULCH ARE TO BE FREE OF WEEDS AND GRASS. TREAT BEDS WITH A PRE-EMERGENT HERBICIDE PRIOR TO PLANTING AND MULCH PLACEMENT. APPLY IN ACCORDANCE WITH STANDARD TRADE PRACTICE. DO NOT APPLY HERBICIDE IN PERENNIAL BEDS.
8. POROUS WEED BARRIER FABRIC, AS NOTED IN THE SPECIFICATIONS, SHALL BE INSTALLED WHERE ROCK AREAS ARE PRESENT.
9. USE TRIANGULAR SPACING IN ALL GROUNDCOVER AND PERENNIAL BEDS.
10. ALL WORK ON TREES TO REMAIN, INCLUDING CROWN AND ROOT PRUNNING SHALL BE PERFORMED BY A TREE SERVICE LICENSED BY THE CITY FORESTER.

SODDING & SEEDING:

1. CONTRACTOR IS RESPONSIBLE FOR MAINTAINING EXISTING EROSION CONTROL MEASURES DURING THE DURATION OF WORK ON-SITE.
2. ALL PROPOSED TURF AND PLANTING AREAS ARE TO BE ROTO-TILLED TO A DEPTH OF 8". FINE GRADE, AND REMOVE ALL CONSTRUCTION DEBRIS AND ROCKS OVER 1" IN DIAMETER FROM THE SITE.
3. AFTER TILLING APPLY SOIL AMENDMENTS & FERTILIZERS TO ALL TURF AND PLANTING AREAS. GRADE SHALL BE ADJUSTED FOR SOD THICKNESS. ALL FINISH GRADING SHALL BE PERFORMED BY LANDSCAPE CONTRACTOR.
4. FINE GRADE SOD AREAS TO ELIMINATE IRREGULARITIES ON THE SURFACE. ROLL OR PERFORM ADDITIONAL FINE GRADING.
5. ALL AREAS TO BE SEEDED SHALL BE TILLED AS SPECIFIED AND THEN HARROWED, RAKED OR ROLLED TO PRODUCE A FIRM SEED BED FOR PLANTING. IMPORTED TOPSOIL MAY BE REQUIRED TO PROVIDE AN ACCEPTABLE PLANTING MEDIUM. LARGE ROCKS (1" DIAMETER) AND DEBRIS THAT MAY IMPEDE SEEDING SHALL BE CLEARED FROM THE SITE. ANY REQUIRED EROSION CONTROL FEATURES (E.G., WATER BARS, BERMS, BASINS, TURNOUTS) SHALL BE CONSTRUCTED PRIOR TO SEEDING. SITES THAT ARE NOT ADEQUATELY PREPARED PRIOR TO SEEDING (E.G., COMPACTED SOIL, INSUFFICIENT TOPSOIL, ROCKY, ERODED SURFACE, ETC.) SHALL BE REJECTED.
6. ALL SPECIFIED SEED MIXES SHALL CONSIST OF CERTIFIED SEE VARIETIES THAT ARE FREE OF NOXIOUS WEEDS AND HAVE BEEN TESTED FOR PURITY AND GERMINATION WITHIN SIX MONTHS OF THE PLANTING DATE. CERTIFICATION LABELS WHICH INDICATE THE SPECIES, PURITY, GERMINATION, WEED CONTENT, ORIGIN, AND TEST DATE SHALL BE SUBMITTED FOR ALL SEED MATERIALS.
7. SEEDING SHALL OCCUR DEPENDING ON THE PROJECT SCHEDULE, IT IS PREFERABLE THAT SEEDING OCCUR DURING THE FALL (SEPTEMBER-NOVEMBER) OR SPRING (MARCH-MAY) TO MAXIMIZE PLANTING SUCCESS. IF THE PROJECT SCHEDULED DOES NOT COINCIDE WITH THE PREFERRED SEEDING PERIODS, OR THERE ARE UNSUITABLE SITE CONDITIONS (I.E. FROZEN GROUND), THEN SOIL STABILIZATION AND/OR STORM WATER BEST MANAGEMENT PRACTICES SHALL BE IMPLEMENTED TO STABILIZE THE AREA UNTIL THE NEXT APPROPRIATE SEEING DATE.
8. ANY SEEDING CONDUCTED OUTSIDE THE PREFERRED MONTHS SHALL BE APPROVED BY THE OWNER.

GENERAL NOTES

1. BASE MAP INFORMATION IS ACCURATE AS OF THE DATE PRINTED ON THIS PACKAGE.
2. THE LANDSCAPE PLANS CONTAINED HEREIN ILLUSTRATE APPROXIMATE LOCATIONS OF ALL SITE CONDITIONS. REFER TO SURVEY, ARCHITECTURAL, CIVIL ENGINEERING, STRUCTURAL, ELECTRICAL, IRRIGATION AND ALL OTHER DRAWINGS, IF AVAILABLE, FOR ADDITIONAL DETAILED INFORMATION.
3. THE CONTRACTOR SHALL APPLY FOR AND PROCURE ALL REQUIRED PERMITS PRIOR TO COMMENCING WORK.
4. THE CONTRACTOR SHALL COMPLY WITH ALL CODES APPLICABLE TO THIS WORK.
5. THE CONTRACTOR SHALL BE RESPONSIBLE FOR COORDINATION WITH SUBCONTRACTORS AND OTHER CONTRACTORS OF RELATED TRADES, AS REQUIRED, TO ACCOMPLISH THE PLANTING AND RELATED OPERATIONS.
6. THE CONTRACTOR SHALL COORDINATE INSTALLATION OF ALL PLANT MATERIAL WITH THE INSTALLATION OF OTHER IMPROVEMENTS SUCH AS HARDSCAPE ELEMENTS AND RELATED STRUCTURES. ANY DAMAGE TO EXISTING IMPROVEMENTS IS THE RESPONSIBILITY OF THE CONTRACTOR.
7. THE CONTRACTOR IS RESPONSIBLE TO RESTORE ALL AREAS OF THE SITE, OR ADJACENT AREAS, WHERE DISTURBED BY OPERATIONS OF OR RELATED TO THE CONTRACTOR'S WORK.
8. LANDSCAPE EDGING SHALL BE REQUIRED BETWEEN WHERE ALL GROUND COVER TYPES CHANGE TO A DIFFERENT GROUND COVER. SEE SPECIFICATIONS DETAIL.
9. ALL AREAS DESIGNED TO RECEIVE SOLID SOD SHALL BE APPROVED BY LANDSCAPE ARCHITECT PRIOR TO GRASSING OPERATIONS. FINISH GRADE AT TURF AREAS SHALL BE 3/4"-1" BELOW TOP OF ADJACENT PAVEMENT OR CURBS.
10. CONTRACTOR SHALL FIELD ADJUST PLANT LOCATIONS TO ACCOMMODATE ALL LIGHTING AND ENSURE PLANTS WILL NOT INTERFERE WITH LIGHTING.
11. FERTILIZING, AS SPECIFIED, STAKING, WATERING AND ONE (1) YEAR PLANT WARRANTY FOR INSTALLED PLANT MATERIAL, SHALL BE CONSIDERED INCIDENTAL TO THE PLANT ITEMS.
12. WARRANTY: ONE (1) YEAR REPLACEMENT WARRANTY FOR ALL PLANT MATERIALS SHALL BE CONSIDERED INCIDENTAL TO THIS PROJECT. WARRANTY SHALL COVER PLANTS WHICH HAVE DIED OR PARTIALLY DIED (THEREBY RUINING THEIR NATURAL SHAPE), BUT SHALL NOT INCLUDE DAMAGE BY VANDALISM, BROWSING, HAIL, ABNORMAL FREEZES, DROUGHT OR NEGLIGENCE BY THE OWNER. THE WARRANTY IS INTENDED TO COVER CONTRACTOR NEGLIGENCE, INFESTATIONS, DISEASE AND DAMAGE OR SHOCK TO PLANTS. THE CONTRACTOR SHALL BE RESPONSIBLE FOR MAINTAINING AND WATERING THE PLANT MATERIAL AS NECESSARY, TO ENSURE GROWTH AND ESTABLISHMENT DURING THE 1-YEAR WARRANTY PERIOD. ANY PLANTS THAT ARE NOT IN A LIVE, HEALTHY, GROWING CONDITION AT THE END OF THE 1-YEAR WARRANTY PERIOD SHALL BE REPLACED BY THE CONTRACTOR AT THE CONTRACTOR'S EXPENSE. PLANTS REPLACED UNDER WARRANTY WILL BE WARRANTED FOR ONE (1) YEAR FOLLOWING REPLACEMENT.

### PLANT SCHEDULE

| SYMBOL | CODE | QTY | BOTANICAL / COMMON NAME | PLANTING SIZE | CONTAINER | WATER USE | CODE |
|---|---|---|---|---|---|---|---|
| DECIDUOUS TREES | | | | | | | |
| | GD | 19 | GYMNOCLADUS DIOICUS 'ESPRESSO'<br>KENTUCKY COFFEETREE | 2" CAL. | B&B | LOW-MED | PARK/ROW/STREAM/MEDIAN |
| | QO | 16 | QUERCUS X BIMUNDORUM 'CRIMSCHMIDT'<br>CRIMSON SPIRE™ OAK | 2" CAL. | B&B | LOW-MED | |
| | TA | 18 | TILIA AMERICANA<br>AMERICAN LINDEN | 2" CAL. | B&B | MED | ROW |
| EVERGREEN TREES | | | | | | | |
| | JS | 47 | JUNIPERUS SCOPULORUM<br>ROCKY MOUNTAIN JUNIPER | 6` HT. | B&B | LOW | SCREEN/WALL/TRASH |
| | PP | 31 | PICEA PUNGENS<br>COLORADO SPRUCE | 6` HT. | B&B | MED | SCREEN/WALL/TRASH |
| | PS | 5 | PINUS STROBIFORMIS<br>SOUTHWESTERN WHITE PINE | 6` HT. | B&B | LOW | |
| ORNAMENTAL TREES | | | | | | | |
| | CV | 19 | CRATAEGUS VIRIDIS 'WINTER KING'<br>WINTER KING HAWTHORN | 2" CAL. | B&B | LOW-MED | |
| | MS | 15 | MALUS X SPRING SNOW<br>CRABAPPLE | 2" CAL. | B&B | LOW | ROW/MEDIAN/STREAM |
| SYMBOL | CODE | QTY | BOTANICAL / COMMON NAME | SIZE | CONTAINER | WATER USE | CODE |
| DECIDUOUS SHRUBS | | | | | | | |
| | CB | 40 | CARYOPTERIS X CLANDONENSIS<br>BLUE MIST SPIREA | 5 GAL. | POT | LOW-MED | |
| | ER | 43 | ERICAMERIA NAUSEOSA 'BABY BLUE'<br>BABY BLUE RABBITBRUSH | 5 GAL. | POT | XERIC | |
| | RG | 10 | RHUS AROMATICA 'GRO-LOW'<br>GRO-LOW FRAGRANT SUMAC | 5 GAL. | POT | XERIC | |
| | RN | 84 | ROSA X 'NEARLY WILD'<br>NEARLY WILD FLORIBUNDA ROSE | 5 GAL. | POT | MED | |
| | SK | 93 | SYRINGA PUBESCENS PATULA 'MISS KIM'<br>MISS KIM KOREAN LILAC | 5 GAL. | POT | LOW | SCREEN/WALL |
| EVERGREEN SHRUBS | | | | | | | |
| | CP | 80 | ARCTOSTAPHYLOS X COLORADENSIS<br>'PANCHITO'<br>PANCHITO MANZANITA | 5 GAL. | POT | LOW | |
| | EE | 12 | EPHEDRA EQUISETINA<br>BLUESTEM JOINT FIR | 5 GAL. | POT | XERIC | WALL/SCREEN/TRASH |
| | JD | 35 | JUNIPERUS SABINA 'ARCADIA'<br>ARCADIA JUNIPER | 5 GAL. | POT | LOW | |
| | JR | 51 | JUNIPERUS SCOPULORUM 'BLUE ARROW'<br>BLUE ARROW JUNIPER | 5 GAL. | POT | LOW | WALL/SCREEN/TRASH |
| | DM | 60 | PINUS MUGO 'MOPS'<br>MOPS MUGO PINE | 5 GAL. | POT | LOW | |
| | YG | 53 | YUCCA GLAUCA<br>SOAPWEED | 5 GAL. | POT | XERIC | |
| GRASSES | | | | | | | |
| | CK | 281 | CALAMAGROSTIS X ACUTIFLORA 'KARL FOERSTER'<br>KARL FOERSTER FEATHER REED GRASS | 3 GAL. | POT | MED | SCREEN |
| | MU | 108 | MUHLENBERGIA REVERCHONII 'UNDAUNTED'<br>UNDAUNTED RUBY MUHLY GRASS | 3 GAL. | POT | LOW | |

| GROUND COVERS | | |
|---|---|---|
| | 19,738 SF | 3/4" MOUNTAIN GRANITE ROCK |
| | 31,865 SF | DETENTION SEEDING |
| | 38,751 SF | NATIVE SEEDING |
| | 10,874 SF | TURF SOD |

## SHEET INDEX:


SHEET L-100: LANDSCAPE COVER
SHEET L-101: OVERALL LANDSCAPE PLAN
SHEET L-102: LANDSCAPE ENLARGEMENT 1
SHEET L-103: LANDSCAPE ENLARGEMENT 2
SHEET L-104: LANDSCAPE ENLARGEMENT 3
SHEET L-105: LANDSCAPE DETAILS


## ORDINANCE LANDSCAPE REQUIREMENTS

### INTERNAL LANDSCAPING

| SITE AREA (SF) | PERCENT MINIMUM INTERNAL AREA REQ. | INTERNAL AREA REQUIRED/PROVIDED | INTERNAL TREES (1/500 SF) REQUIRED/PROVIDED | SHRUB SUBSTITUTES REQUIRED/PROVIDED |
|---|---|---|---|---|
| 363,294 SF | 5% | 18,165 SF / 51,912 SF | 104 / 52<br>(CAN ONLY SUB. HALF) | 520 / 561 |

### LANDSCAPE SETBACKS

| STREET NAME OR ZONE BOUNDARY | STREET CLASSIFICATION | SETBACK WIDTH REQUIRED/PROVIDED | LINEAR FOOTAGE TREE/FEET REQUIRED | TREE/FEET REQUIRED |
|---|---|---|---|---|
| MERIDIAN ROAD | MINOR-ARTERIAL | 20' / 20' | 611' | 1 TREE / 25' |
| BENT GRASS MEADOWS DRIVE | NON-ARTERIAL | 10' / 20' | 426' | 1 TREE / 30' |

| NO. OF TREES REQUIRED/PROVIDED | SHRUB/GRASS SUBSTITUTIONS REQUIRED/PROVIDED | SETBACK PLANT ABBREVIATION | PERCENT GROUND PLANE VEG. REQUIRED/PROVIDED |
|---|---|---|---|
| 25 / 25 | N/A | MR | 75% / 75% |
| 15 / 15 | N/A | BG | 75% / 75% |

### LANDSCAPE BUFFERS

| STREET NAME OR ZONE BOUNDARY | BUFFER TYPE | BUFFER WIDTH REQUIRED/PROVIDED | LINEAR FOOTAGE TREE/FEET REQUIRED | TREE/FEET REQUIRED |
|---|---|---|---|---|
| RR-0.5 (NORTH) | NON-RES, MULTI-FAM, SINGLE FAM/DUPLEX USES | 15' / 15' | 550' | 1 TREE / 25' |
| RR-5 (WEST) | NON-RES, MULTI-FAM, SINGLE FAM/DUPLEX USES | 15' / 15' | 621' | 1 TREE / 25' |

| NO. OF TREES REQUIRED/PROVIDED | SHRUB/GRASS SUBSTITUTIONS REQUIRED/PROVIDED | SETBACK PLANT ABBREVIATION | PERCENT EVERGREENS REQUIRED/PROVIDED | PERCENT GROUND PLANE VEG. REQUIRED/PROVIDED |
|---|---|---|---|---|
| 22 / 22 | N/A | NO | 1/3 / 3/4 | 75% / 75% |
| 25 / 25 | N/A | WE | 1/3 / 9/11 | 75% / 75% |

### PARKING LOT LANDSCAPING

| NO. OF VEHICLE SPACES | TREES REQ. / PROV. (1 PER 15) | PLANT ABBREVIATION |
|---|---|---|
| 440 | 30 / 31 | PL |

Know what's **below.**
**Call** before you dig.

PCD FILE NO.: SF268

DRAWN BY: KAL JOB DATE: 7/27/2026
APPROVED: BKP JOB NUMBER: 2403591
CAD DATE: 7/27/2026
CAD FILE: J:\2024\2403591\CAD\Dwgs\C\SDP\Landscape_Plan

BAR IS ONE INCH ON OFFICIAL DRAWINGS. 0 — 1" IF NOT ONE INCH, ADJUST SCALE ACCORDINGLY.

| NO. | DATE | BY | REVISION DESCRIPTION |
|---|---|---|---|
| | | | |


HRGreen
HR GREEN - COLORADO SPRINGS
1975 RESEARCH PARKWAY SUITE 160
COLORADO SPRINGS, CO 80920
PHONE: 719.300.4140
FAX: 713.965.0044


CHURCH AT BENT GRASS MEADOWS
FAL REALTY, LLC.
FALCON, CO

SITE DEVELOPMENT PLAN
LANDSCAPE COVER

SHEET L-100 | 7


LIETZKE, KRISTEN, 7/27/2026 1:58 PM
HR GREEN Xrefs: xv-util_2403591; xv-row_2403591; xv-dsgn_2403591; xc-dsgn_2403591; xc-util_2403591; xc-dsgn_2403591; xl-dsgn_2403591; xref_Titleblock_2403591; SDP

LIETZKE, KRISTEN, 7/27/2026 1:58 PM

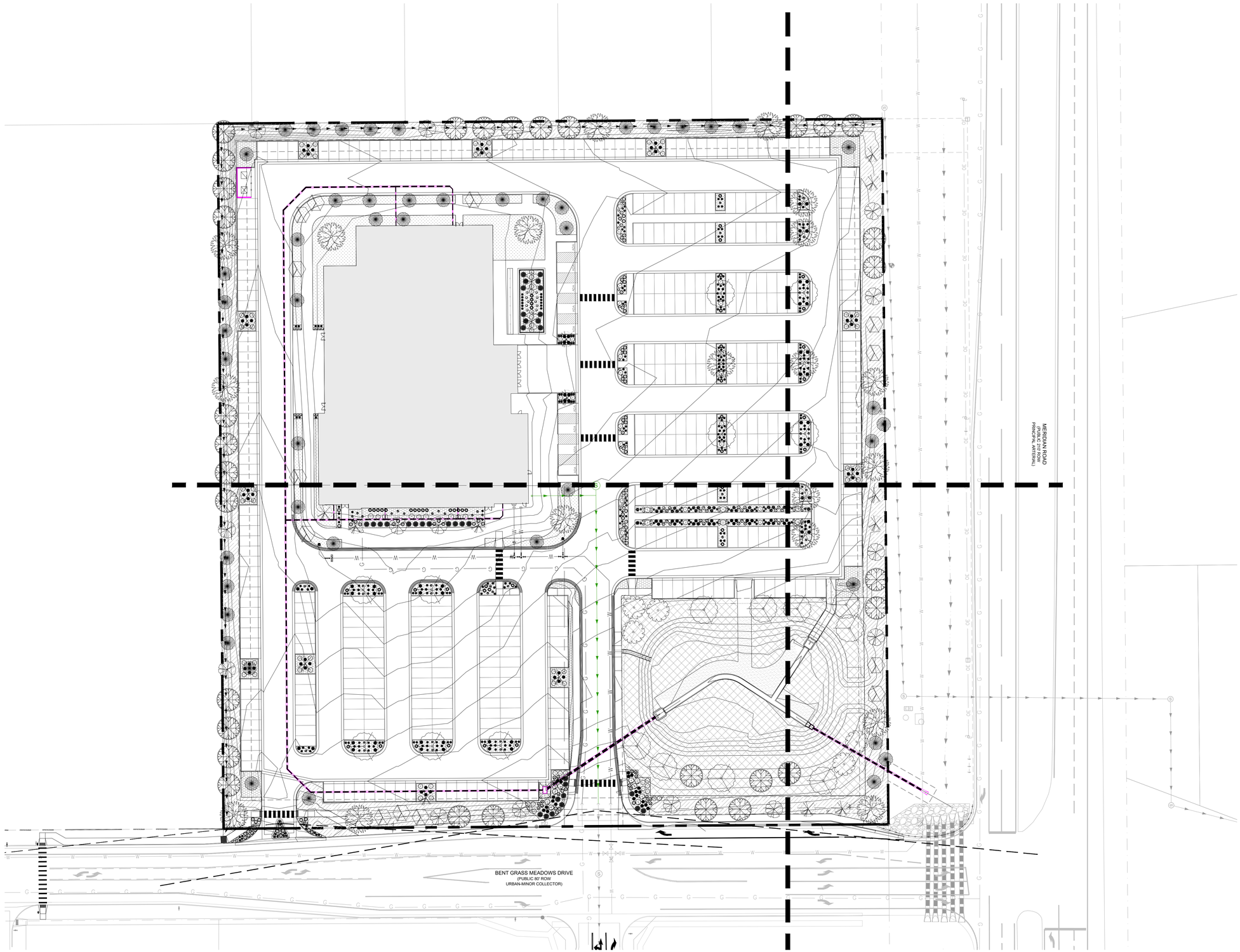


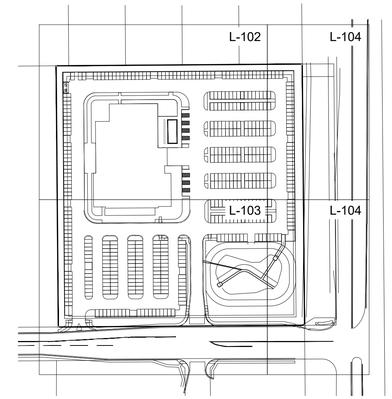


| GROUND COVERS | | |
|---|---|---|
| | 19,738 SF | 3/4" MOUNTAIN GRANITE ROCK |
| | 31,865 SF | DETENTION SEEDING |
| | 38,751 SF | NATIVE SEEDING |
| | 10,874 SF | TURF SOD |

NORTH

0 40
SCALE: 1"=40'

811
Know what's **below.**
**Call** before you dig.

PCD FILE NO.: SF268

DRAWN BY: KAL JOB DATE: 7/27/2026
APPROVED: BKP JOB NUMBER: 2403591
CAD DATE: 7/27/2026
CAD FILE: J:\2024\2403591\CAD\Dwgs\C\SDP\Landscape_Plan

BAR IS ONE INCH ON OFFICIAL DRAWINGS.
0 1"
IF NOT ONE INCH, ADJUST SCALE ACCORDINGLY.

| NO. | DATE | BY | REVISION DESCRIPTION |
|---|---|---|---|
| | | | |

HRGreen
HR GREEN - COLORADO SPRINGS
1975 RESEARCH PARKWAY SUITE 160
COLORADO SPRINGS, CO 80920
PHONE: 719.300.4140
FAX: 713.965.0044

CHURCH AT BENT GRASS MEADOWS
FAL REALTY, LLC.
FALCON, CO

SITE DEVELOPMENT PLAN
OVERALL LANDSCAPE PLAN

SHEET
L-101

8

HR GREEN Xrefs: xv-util_2403591; xv-row_2403591; xv-dsgn_2403591; xc-util_2403591; xc-dsgn_2403591; pl-dsgn_2403591; xvel_Titleblock_2403591_SDP

LIETZKE, KRISTEN, 7/27/2026 1:59 PM

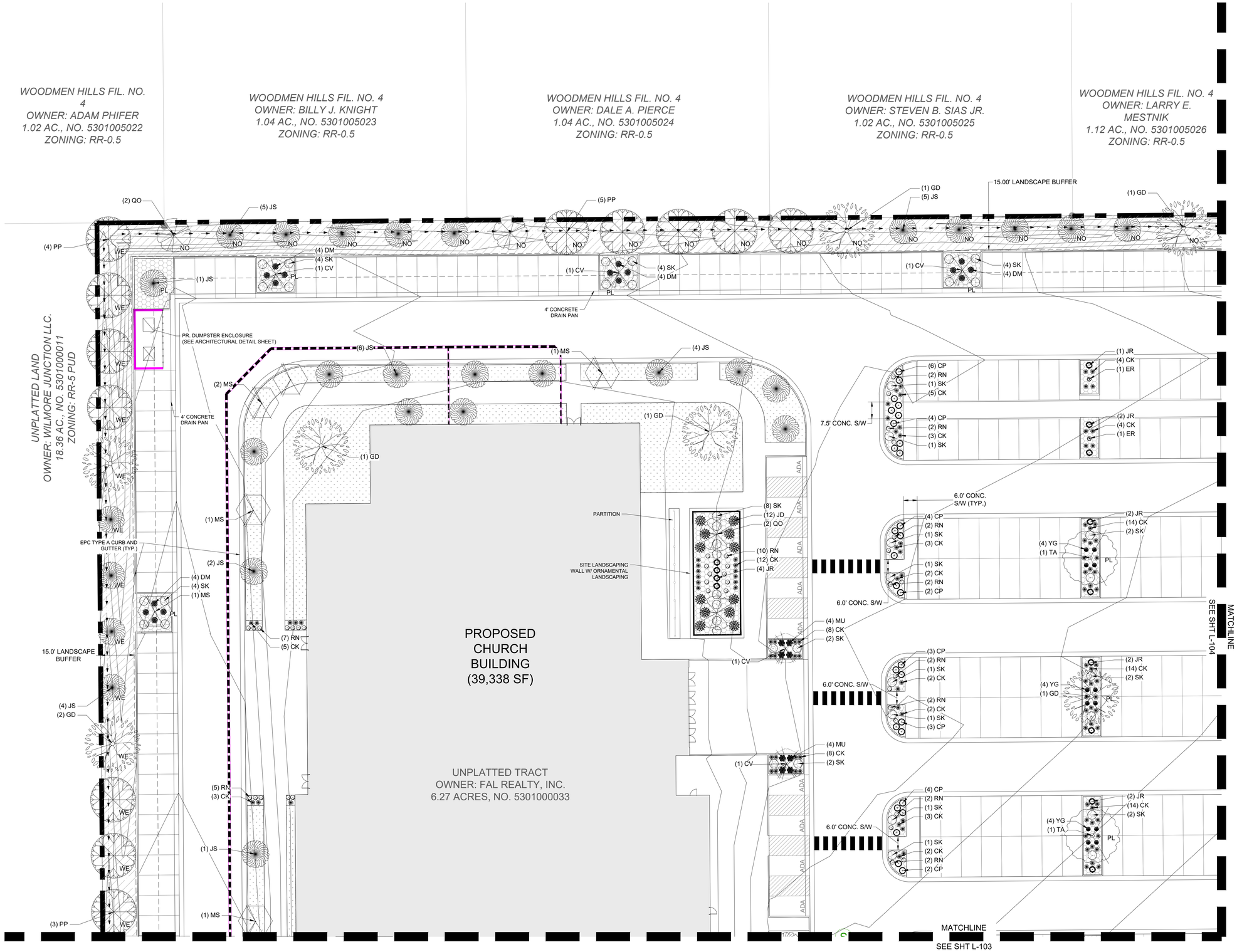


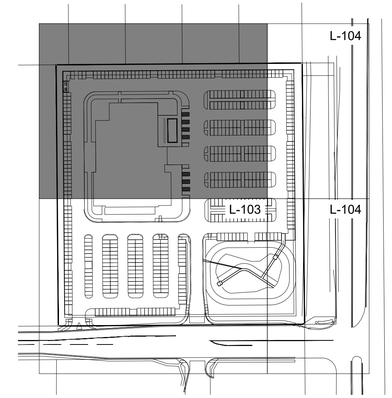


| GROUND COVERS | | |
|---|---|---|
| | 19,738 SF | 3/4" MOUNTAIN GRANITE ROCK |
| | 31,865 SF | DETENTION SEEDING |
| | 38,751 SF | NATIVE SEEDING |
| | 10,874 SF | TURF SOD |

NORTH

0 20
SCALE: 1"=20'

811
Know what's **below.**
**Call** before you dig.

PCD FILE NO.: SF268

| | | | |
|---|---|---|---|
| DRAWN BY: KAL | JOB DATE: 7/27/2026 | BAR IS ONE INCH ON OFFICIAL DRAWINGS. 0 1" IF NOT ONE INCH, ADJUST SCALE ACCORDINGLY. | |
| APPROVED: BKP | JOB NUMBER: 2403591 | | |
| CAD DATE: 7/27/2026 | | | |
| CAD FILE: J:\2024\2403591\CAD\Dwgs\C\SDP\Landscape_Plan | | | |

| NO. | DATE | BY | REVISION DESCRIPTION |
|---|---|---|---|
| | | | |
| | | | |
| | | | |

HRGreen
HR GREEN - COLORADO SPRINGS
1975 RESEARCH PARKWAY SUITE 160
COLORADO SPRINGS, CO 80920
PHONE: 719.300.4140
FAX: 713.965.0044

CHURCH AT BENT GRASS MEADOWS
FAL REALTY, LLC.
FALCON, CO

SITE DEVELOPMENT PLAN
LANDSCAPE ENLARGEMENT 1

SHEET
L-102

9

HR GREEN Xrefs: xv-util_2403591; xv-row_2403591; xv-dsgn_2403591; xc-util_2403591; xc-dsgn_2403591; xl-dsgn_2403591; xref_Titleblock_2403591; SDP

LIETZKE, KRISTEN, 7/27/2026 1:59 PM

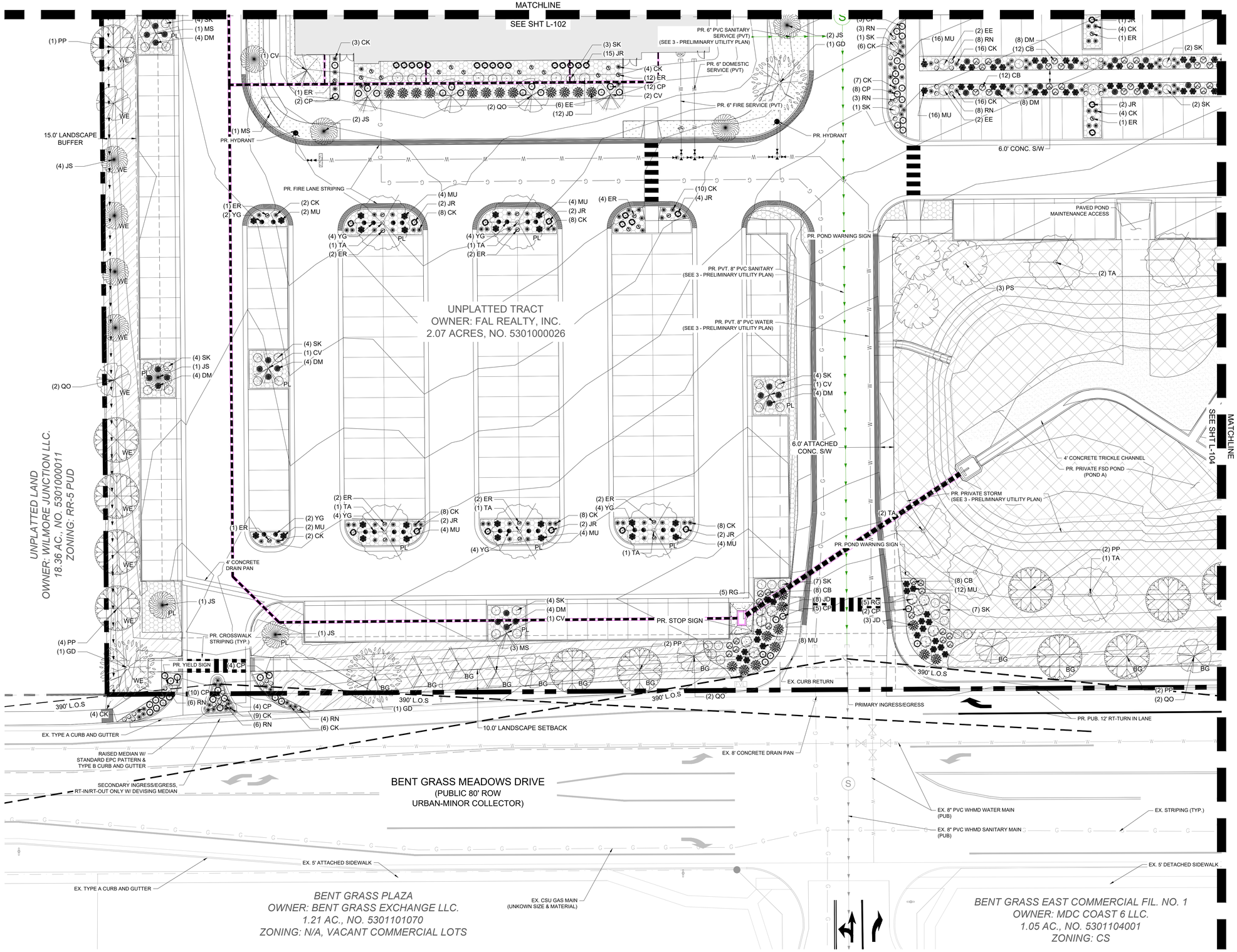


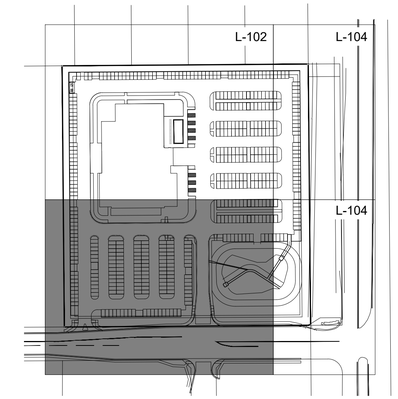


| GROUND COVERS | | |
|---|---|---|
| | 19,738 SF | 3/4" MOUNTAIN GRANITE ROCK |
| | 31,865 SF | DETENTION SEEDING |
| | 38,751 SF | NATIVE SEEDING |
| | 10,874 SF | TURF SOD |

NORTH

0 20
SCALE: 1"=20'

811 Know what's below. Call before you dig.

PCD FILE NO.: SF268

| | | | |
|---|---|---|---|
| DRAWN BY: KAL | JOB DATE: 7/27/2026 | BAR IS ONE INCH ON OFFICIAL DRAWINGS. 0 1" IF NOT ONE INCH, ADJUST SCALE ACCORDINGLY. | |
| APPROVED: BKP | JOB NUMBER: 2403591 | | |
| CAD DATE: 7/27/2026 | | | |
| CAD FILE: J:\2024\2403591\CAD\Dwgs\C\SDP\Landscape_Plan | | | |

| NO. | DATE | BY | REVISION DESCRIPTION |
|---|---|---|---|
| | | | |

HRGreen

HR GREEN - COLORADO SPRINGS
1975 RESEARCH PARKWAY SUITE 160
COLORADO SPRINGS, CO 80920
PHONE: 719.300.4140
FAX: 713.965.0044

CHURCH AT BENT GRASS MEADOWS
FAL REALTY, LLC.
FALCON, CO

SITE DEVELOPMENT PLAN
LANDSCAPE ENLARGEMENT 2

SHEET L-103 | 10

HR GREEN Xrefs: xv-util_2403591; xv-row_2403591; xv-dsgn_2403591; xc-dsgn_2403591; xc-util_2403591; xc-dsgn_2403591; xl-dsgn_2403591; xwl_Titleblock_2403591_SDP

LIETZKE, KRISTEN, 7/27/2026 1:59 PM

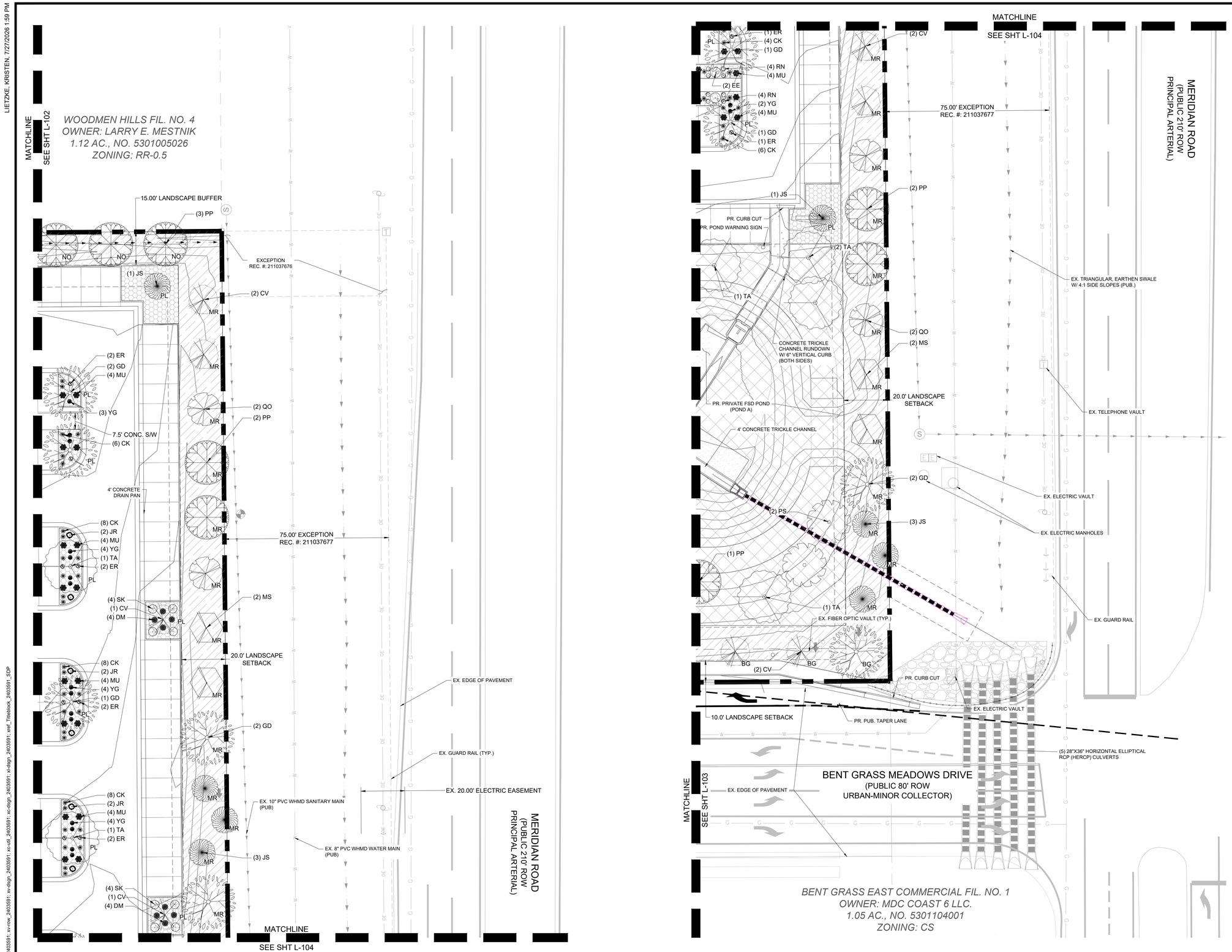


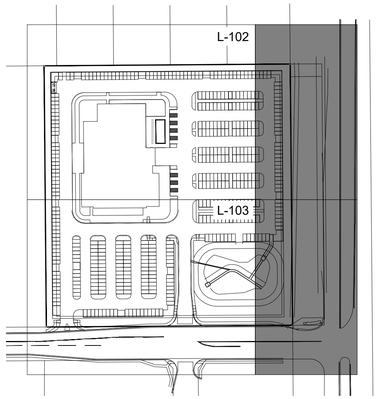


| GROUND COVERS | | |
|---|---|---|
| | 19,738 SF | 3/4" MOUNTAIN GRANITE ROCK |
| | 31,865 SF | DETENTION SEEDING |
| | 38,751 SF | NATIVE SEEDING |
| | 10,874 SF | TURF SOD |

Know what's **below.**
**Call** before you dig.

PCD FILE NO.: SF268

| | | | |
|---|---|---|---|
| DRAWN BY: KAL | JOB DATE: 7/27/2026 | BAR IS ONE INCH ON OFFICIAL DRAWINGS. 0 1" IF NOT ONE INCH, ADJUST SCALE ACCORDINGLY. | |
| APPROVED: BKP | JOB NUMBER: 2403591 | | |
| CAD DATE: 7/27/2026 | | | |
| CAD FILE: J:\2024\2403591\CAD\Dwgs\C\SDP\Landscape_Plan | | | |

| NO. | DATE | BY | REVISION DESCRIPTION |
|---|---|---|---|
| | | | |

HRGreen
HR GREEN - COLORADO SPRINGS
1975 RESEARCH PARKWAY SUITE 160
COLORADO SPRINGS, CO 80920
PHONE: 719.300.4140
FAX: 713.965.0044

CHURCH AT BENT GRASS MEADOWS
FAL REALTY, LLC.
FALCON, CO

SITE DEVELOPMENT PLAN
LANDSCAPE ENLARGEMENT 3

SHEET
L-104

11

HR GREEN Xrefs: xv-util_2403591; xv-row_2403591; xv-dsgn_2403591; xc-util_2403591; xc-dsgn_2403591; xi-dsgn_2403591; xref_Titleblock_2403591_SDP

LIETZKE, KRISTEN, 7/27/2026 1:59 PM

NOTES:
1. MARK THE NORTH SIDE OF TREE IN NURSERY, AND ROTATE TREE TO FACE NORTH AT THE SITE WHENEVER POSSIBLE.
2. AT TIME OF PLANTING, DO NOT REMOVE OR CUT LEADER AND PRUNE ONLY DEAD OR BROKEN BRANCHES, CROSS OVER BRANCHES, AND WEEK OR NARROW CROTCHES. SOME INTERIOR TWIGS AND LATERAL BRANCHES MAY BE PRUNED. HOWEVER, DO NOT REMOVE THE TERMINAL BUDS OF BRANCHES THAT EXTEND TO THE EDGE OF THE CROWN.
3. STRUCTURAL PRUNING SHOULD NOT BEGIN UNTIL AFTER ESTABLISHMENT PERIOD, USUALLY TWO GROWING SEASONS.
4. KEEP PLANTS MOIST AND SHADED UNTIL PLANTING.
5. DO NOT FERTILIZE FOR AT LEAST ONE GROWING SEASON.
6. AMENDED BACKFILL SHALL BE ⅓ COMPOST (PREFERABLY CLASSIFIED) AND ⅔ NATIVE AND/OR IMPORTED TOPSOIL.
7. WRAP TRUNK ON EXPOSED SITES AND SPECIES WITH THIN BARK. USE ELECTRICAL OR DUCT TAPE, NOT TWINE. OCTOBER 31 AND RMOVE MARCH 31 FOR THE PIKES PEAK REGION.
8. COORDINATE WITH CITY FORESTRY FOR CURRENT INSECT AND DISEASE RECOMMENDATIONS PRIOR TO PLANTING.
9. DEEP WATER ALL PLANTS AT TIME OF PLANTING.

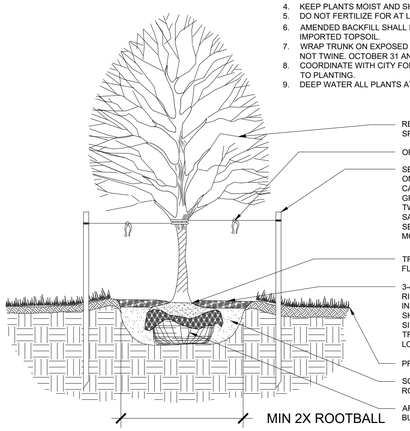


## 1 TYP. DECIDUOUS TREE PLANTING DETAIL

SCALE: NTS

NOTES:
1. DO NOT REMOVE OR CUT LEADER.
2. PRUNE ONLY DEAD OR BROKEN BRANCHES IMMEDIATELY PRIOR TO PLANTING.
3. DO NOT REMOVE ANY DOUBLE LEADER, UNLESS OTHERWISE DIRECTED BY OWNERS REPRESENTATIVE.
4. KEEP PLANTS MOIST AND SHADED UNTIL PLANTING.
5. AMENDED BACKFILL SHALL BE ⅓ COMPOST (PREFERABLY CLASSIFIED) AND ⅔ NATIVE AND/OR IMPORTED TOPSOIL.
6. MARK THE NORTH SIDE OF TREE IN NURSERY, AND ROTATE TREE TO FACE NORTH AT THE SITE WHENEVER POSSIBLE.
7. PINE AND SPRUCE TREES TO BE SPRAYED FOR IPS BARK BEETLE PRIOR TO PLANTING. COORDINATE WITH CITY FORESTRY FOR CURRENT INSECT AND DISEASE RECOMMENDATIONS PRIOR TO PLANTING.
8. DEEP WATER ALL PLANTS AT TIME OF PLANTING.

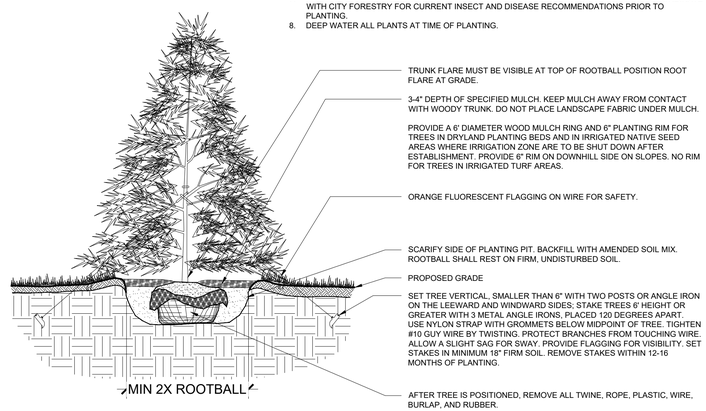


## 2 TYP. EVERGREEN TREE PLANTING DETAIL

SCALE: NTS

NOTES:
1. PRUNE ONLY DEAD OR BROKEN BRANCHES AND WEAK OR NARROW CROTCHES.
2. KEEP PLANTS MOIST AND SHADED UNTIL PLANTING.
3. DO NOT FERTILIZE FOR AT LEAST ONE GROWING SEASON.
4. AMENDED BACKFILL SHALL BE ⅓ COMPOST (PREFERABLY CLASSIFIED) AND ⅔ NATIVE AND/OR IMPORTED TOPSOIL.
5. ALL SHRUBS IN ROCK AREAS TO RECIEVE SHREDDED MULCH RINGS.
6. DEEP WATER ALL PLANTS AT TIME OF PLANTING.

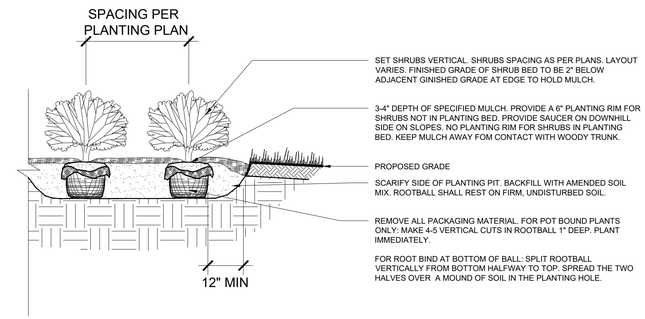


## 3 TYP. SHRUB PLANTING DETAIL

SCALE: NTS

GUYING STANDARDS
- TWO (2) MODEL 68 DUCKBILL ANCHORS (HOLDING CAPACITY 1100# PER ANCHOR IN NORMAL SOIL.
- 13' OF ⅛" 7x7 GALVANIZED STEEL CABLE WITH TURNBUCKLE ATTACHED MID-CABLE.
- ½" DIAMETER THIN WALL P.V.C. TUBING (WHITE) 48" MINIMUM LENGTH. ONE (1) REQUIRED/EACH GUY.
- TWO (2) TURNBUCKLES, EYE AND EYE TYPE, ⅜" THREAD DIAMETER WITH 3" TAKE-UP
- FOUR (4) ⅛" CABLE CLAMPS, ZINC PLATED (DR-2 STEEL DRIVE ROD 2' LONG WITH ¼" ROUND DRIVING TIP NEEDED TO INSTALL ANCHORS. ONE ROD, NOT INCLUDED IN KIT, DRIVES HUNDREDS OF ANCHORS)
- TWO (2) RUBBER HOSE TREE COLLARS, 21" LONG, EA.

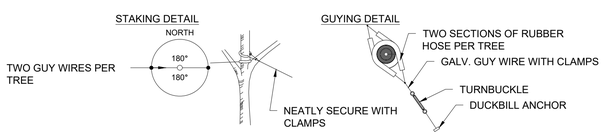


*APPLIES TO SINGLE TRUNK DECIDUOUS TREES 3" CAL. AND LESS & EVERGREEN TREES 8' HT. AND LESS

GUYING STANDARDS
- THREE (3) MODEL 68 DUCKBILL ANCHORS (HOLDING CAPACITY 1100# PER ANCHOR IN NORMAL SOIL.
- 13' OF ⅛" 7x7 GALVANIZED STEEL CABLE WITH TURNBUCKLE ATTACHED MID-CABLE.
- ½" DIAMETER THIN WALL P.V.C. TUBING (WHITE) 48" MINIMUM LENGTH. ONE (1) REQUIRED/EACH GUY.
- THREE (3) TURNBUCKLES, EYE AND EYE TYPE, ⅜" THREAD DIAMETER WITH 3" TAKE-UP
- SIX (6) ⅛" CABLE CLAMPS, ZINC PLATED (DR-2 STEEL DRIVE ROD 2' LONG WITH ¼" ROUND DRIVING TIP NEEDED TO INSTALL ANCHORS. ONE ROD, NOT INCLUDED IN KIT, DRIVES HUNDREDS OF ANCHORS)
- THREE (3) RUBBER HOSE TREE COLLARS, 21" LONG, EA.

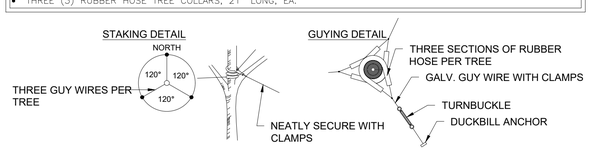


*APPLIES TO SINGLE TRUNK DECIDUOUS TREES GREATER THAN 3" CAL. & EVERGREEN TREES GREATER THAN 8' HT.

## 4 TYP. GUYING DETAIL

SCALE: NTS

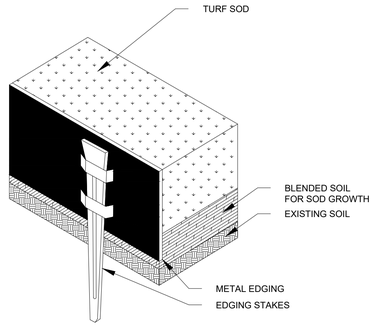


CONFIGURATION AND JOINING

NOTES:
1. INSTALLATION TO BE COMPLETED IN ACCORDANCE WITH MANUFACTURER'S SPECIFICATIONS.
2. METAL EDGING IS TO BE POWDER COATED AND ROLLED TOP.
3. USE BROWN COLOR ONLY.
4. CUT/BEND WHERE NEEDED TO CONFORM TO LANDSCAPE PLAN LAYOUT.

## 5 TYP. METAL EDING DETAIL

SCALE: NTS

NOTES:
1. TOPSOIL TO CONSIST OF DARK, LIGHT LOAM SOIL FREE OF ALL IMPURITIES SUCH AS ROCKS, ROOTS AND OTHER FOREIGN MATERIALS.
2. APPLY FERTILIZER WITHIN 2-3 DAYS OF PLANTINGS.
3. COMPOST TO CONSIST OF 1-YEAR OLD ORGANIC MATERIAL AND SHOULD NOT INCLUDE CHICKEN MANURE.
4. MATERIALS GREATER THAN 1" DIAMETER OR FROZEN SOIL SHALL BE REMOVED.
5. TILLED SOIL SHALL BE SMOOTHLY RAKED TO A FINISHED GRADE TO PROVIDE POSITIVE DRAINAGE.

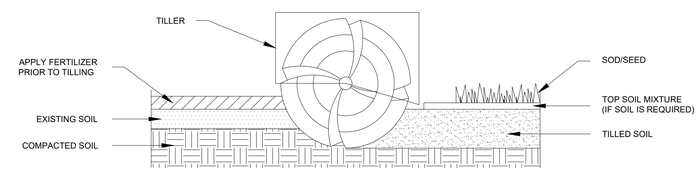


## 6 TYP. SOIL PREPARATION (ALL AREAS)

SCALE: NTS

Know what's below. Call before you dig.

PCD FILE NO.: SF268

| | | | |
|---|---|---|---|
| DRAWN BY: KAL | JOB DATE: 7/27/2026 | BAR IS ONE INCH ON OFFICIAL DRAWINGS. 0 — 1" | |
| APPROVED: BKP | JOB NUMBER: 2403591 | IF NOT ONE INCH, ADJUST SCALE ACCORDINGLY. | |
| CAD DATE: 7/27/2026 | | | |
| CAD FILE: J:\2024\2403591\CAD\Dwgs\C\SDP\Landscape_Plan | | | |

| NO. | DATE | BY | REVISION DESCRIPTION |
|---|---|---|---|
| | | | |

HRGreen
HR GREEN - COLORADO SPRINGS
1975 RESEARCH PARKWAY SUITE 160
COLORADO SPRINGS, CO 80920
PHONE: 719.300.4140
FAX: 713.965.0044

CHURCH AT BENT GRASS MEADOWS
FAL REALTY, LLC.
FALCON, CO

SITE DEVELOPMENT PLAN
LANDSCAPE DETAILS

SHEET L-105 | 12

HR GREEN Xrefs: xv-util_2403591; xv-row_2403591; xv-dsgn_2403591; xc-dsgn_2403591; xc-util_2403591; xc-dsgn_2403591; xd-dsgn_2403591; xref_Titleblock_2403591_SDP

# ELECTRICAL LEGEND

| SYMBOL | DESCRIPTION |
|---|---|
| | **LIGHTING** |
| | NOTES: 1. LETTER WITHIN OR ADJACENT TO FIXTURE INDICATES FIXTURE TYPE. RE: FIXTURE SCHEDULE. 2. NOT ALL SYMBOLS ARE LISTED HERE. |
| A | LIGHTING FIXTURE, RECESSED IN CEILING |
| A | LIGHTING FIXTURE ON EMERGENCY OR STANDBY POWER SOURCE OR BATTERY POWERED. THESE FIXTURES MAY ALSO BE DESIGNATED WITH AN 'E' SUFFIX. |
| A | STRIP LIGHTING FIXTURE |
| EX | UNIT EQUIPMENT EMERGENCY LIGHT |
| A | LIGHTING FIXTURE CEILING MOUNTED |
| X X | EXIT LIGHT WALL MOUNTED 8'-0" AFF TO CENTER, UNO SHADED AREA(S) INDICATE ILLUMINATED FACE(S). CEILING MOUNT WHERE CONDITIONS REQUIRE. |
| A | EXTERIOR POLE MOUNTED LIGHTING FIXTURE |
| | **RECEPTACLES** MOUNT 18" AFF TO CENTER, UNO SUBSCRIPTS: CF QUAD LOCATED UNDER RAISED COMPUTER FLOORING; CR CORD REEL ASSEMBLY (SEE DETAIL); DC DROP CORD (SEE DETAIL); DS FOR DISPLAY, TV, OR MONITOR (SEE DETAIL); FF FLOOR BOX WITH HARDWIRED CONNECTION TO FURNITURE; FP FLOOR BOX WITH POWER AND DATA RECEPTACLES (REFER TO SPECS); GFI GROUND FAULT CIRCUIT INTERRUPTER; IG ISOLATED GROUND; P CEILING MOUNTED FOR PROJECTOR (SEE DETAIL); SB FOR SMARTBOARD OR SIMILAR (SEE DETAIL); SP SURGE PROTECTED; TR TAMPER RESISTANT; T TEACHER DESK (SEE DETAIL), VERIFY EXACT LOCATION WITH OWNER; TV FOR DISPLAY, TV, OR MONITOR (SEE DETAIL); USB INCLUDES INTEGRAL USB CHARGING PORTS; WP WEATHERPROOF WHILE IN USE (WITH METAL COVER) |
| | SIMPLEX RECEPTACLE OUTLET |
| | DUPLEX RECEPTACLE OUTLET |
| | QUADPLEX RECEPTACLE OUTLET |
| | SPECIAL PURPOSE RECEPTACLE MOUNTED 48" AFF, UNO RE: PLANS |
| | RECEPTACLE FED FROM GFCI BREAKER |
| | GFCI RECEPTACLE |
| | RECEPTACLE MOUNTED 6" ABOVE COUNTER OR 36" AFF UNO |
| | GFCI RECEP. WP W/ METALLIC WHILE-IN-USE COVER (LEGRAND WIUCAST OR EQUAL) |
| | DEADFRONT GFCI; LEVITON GFRBF OR EQUAL |
| | CEILING MOUNTED RECEPTACLE OUTLET |
| | QUADPLEX FLOOR OUTLET (REFER TO SPECS) |
| | SPECIAL PURPOSE OUTLET, (REFER TO PLANS) |
| PP | POWER POLE |
| | **SWITCHES** MOUNT 48" AFF TO TOP, UNO SUBSCRIPTS: WP WEATHERPROOF; LV LOW VOLTAGE; P PILOT LIGHT |
| $ | SINGLE POLE, SINGLE THROW WALL SWITCH |
| $2 | DOUBLE POLE, SINGLE THROW WALL SWITCH |
| $3 | THREE WAY WALL SWITCH |
| $4 | FOUR WAY WALL SWITCH |
| $DIM/$DC | 0-10V DIMMER SWITCH. TRUE MULTI-LOCATION 0-10V DIMMER (PROVIDE COMPATIBLE SENSORS AND ALL PARTS AND CABLING AS REQUIRED). APPROVED ALTERNATES: 1. ACUITY nPODMA SWITCHES WITH nPP16D POWER PACK(S) 2. HUBBELL NX NXSIN-ORLQ SWITCHES WITH NXRC-1RD ROOM CONTROLLER 3. PICO 2BRL SWITCHES WITH RMJS-8T-DV-B POWER PACKS(S) 4. GREENGATE ZONE WALL STATION WITH ROOM CONTROLLER 5. OR EQUAL |
| $LVM | LOW VOLTAGE MOMENTARY SWITCH WIRED TO PROVIDE MANUAL-ON OPERATION WITH A POWER PACK |
| $OC | 0-10V DIMMER AND VACANCY SENSOR SWITCH, LUTRON MS-Z101-V OR EQUAL. |
| $OS | WALL MOUNTED OCCUPANCY SENSOR/SWITCH; SET TO MANUAL-ON OPERATION |
| $M | MANUAL MOTOR STARTER |
| $K | KEY SWITCH |
| $LV | LOW VOLTAGE SWITCH |
| $T | TIMER SWITCH. (ACUITY PTS 15 OR EQUAL) |

| SYMBOL | DESCRIPTION |
|---|---|
| | **CIRCUITING/RACEWAY** |
| | HOMERUN TO PANEL INDICATED. ARROWHEADS INDICATE NUMBER OF CCTS. |
| | CONDUIT CAPPED FOR FUTURE USE |
| | **CONTROL/MISC** |
| | PUSHBUTTON STATION MOUNTED 48" AFF TO TOP |
| T | THERMOSTAT OR TEMPERATURE SENSOR MOUNTED 48" AFF TO TOP TO CENTER, UNO. |
| | GROUND ROD |
| | GROUND WELL |
| M | METER |
| OS | CEILING MOUNTED OCCUPANCY SENSOR |
| DS | CEILING MOUNTED DAYLIGHT SENSOR |
| LRO | LONG RANGE CEILING MOUNTED OCCUPANCY SENSOR |
| OS | WALL MOUNTED OCCUPANCY SENSOR |
| | BOLD LINETYPES REPRESENT NEW WORK |
| | SUBDUED LINETYPES REPRESENT EXISTING WORK |
| | BOLD & DASHED LINETYPES REPRESENT DEMOLITION WORK |
| | **POWER DISTRIBUTION** |
| | PANELBOARD |
| | SAFETY DISCONNECT SWITCH |
| | SAFETY DISCONNECT SWITCH - FUSED |
| | COMBINATION DISCONNECT SWITCH AND MOTOR STARTER OR CONTROL PANEL |
| | VARIABLE FREQUENCY DRIVE |
| | CONTACTOR / RELAY / CONTROLLER |
| | MOTOR |
| J | JUNCTION BOX |
| J | JUNCTION BOX, WALL MOUNTED |
| | PULL BOX |
| J | UNDERFLOOR DUCT JUNCTION BOX |
| | DRY TYPE TRANSFORMER MOUNTED ON 3.5" TALL CONCRETE HOUSE KEEPING PAD. PAD SHALL BE 6" LARGER THAN TX ON ALL (4) SIDES; CHAMFER ALL CORNERS OF PAD. |
| | GROUND BAR |
| | **INTERCOM/PAGING/SOUND** SUBSCRIPTS: R RECESS; S SURFACE; DB DOUBLE BAFFLE; WP WEATHERPROOF; VC VOLUME CONTROL |
| S | SPEAKER - CEILING MOUNTED (RECESSED, UNO) |
| S | SPEAKER - WALL MOUNTED |
| | SPEAKER - TRUMPET TYPE (WALL MOUNTED, UNO) |
| CS | CALL STATION; MOUNT 48" AFF TO TOP, UNO |
| | BUZZER |
| $VC | VOLUME CONTROL WALL MOUNTED 48" AFF TO TOP, UNO |
| | CLOCK (SINGLE FACE AND DUAL FACE) |
| | **SECURITY/INTRUSION ALARM** |
| DL | REMOTE DOOR LOCK/UNLOCK CONNECTION; MOUNT 48" AFF TO CENTER, UNO |
| R | CARD READER; PROVIDE 120V F NEAREST RECEP CKT FOR POWER SUPPLY; MOUNT 48" AFF TO TOP, UNO |
| | SECURITY CAMERA; PROVIDE DATA DROP TO NEAREST IDF |
| DC | DOOR CONTACT |
| KP | KEYPAD; MOUNT 48" AFF TO TOP, UNO |
| MS | MOTION SENSOR |
| GB | GLASS BREAK SENSOR |
| RTE | REQUEST TO EXIT |

| SYMBOL | DESCRIPTION |
|---|---|
| | **FIRE ALARM** PROVIDE DEVICES AND QUANTITIES AS REQUIRED FOR A COMPLETE AND CODE COMPLIANT SYSTEM. |
| FACP | FIRE ALARM CONTROL PANEL - PROVIDE 120V POWER |
| FAA | FIRE ALARM SYSTEM ANNUNCIATOR |
| NAC | FIRE ALARM SYSTEM NOTIFICATION APPLIANCE CIRCUIT |
| F | MANUAL PULL STATION (MTD. 48" AFF TO TOP, UNO) |
| | COMBINATION HORN/STROBE (MTD. 81" AFF TO BOTTOM, UNO) |
| | COMBINATION HORN/STROBE (CLG MTD.) |
| | ALARM STROBE LIGHT (MTD. 81" AFF TO BOTTOM, UNO) |
| | ALARM STROBE LIGHT (CLG MTD.) |
| S | SPEAKER/STROBE (MTD. 81" AFF TO BOTTOM, UNO) |
| S | SPEAKER/STROBE (CLG MTD.) |
| S | SPEAKER (MTD. 81" AFF TO BOTTOM, UNO) |
| S | SPEAKER (CLG MTD.) |
| F | SMOKE DETECTOR (UF = UNDERFLOOR) |
| H | HEAT DETECTOR |
| F | DUCT MOUNTED SMOKE DETECTOR |
| F B | BEAM SMOKE DETECTOR - DETECTOR |
| F R | BEAM SMOKE DETECTOR - REFLECTOR |
| S T | TAMPER SWITCH - PROVIDE QUANTITIES AS DIRECTED BY SPRINKLER INSTALLER |
| S F | FLOW SWITCH - PROVIDE QUANTITIES AS DIRECTED BY SPRINKLER INSTALLER |
| | PRESSURE SWITCH |
| H | MAGNETIC DOOR HOLDER; CONNECT TO NEAREST 120V CIRCUIT UNO |
| CO | CARBON MONOXIDE DETECTOR |
| | **COMMUNICATIONS** PROVIDE 4" SQUARE, 2-1/8" DEEP BOX WITH APPROPRIATE SINGLE-GANG DEVICE RING FLUSH MOUNTED 18" AFF AND 1" CONDUIT WITH PULL WIRE TO ACCESSIBLE SPACE 6" ABOVE CEILING, UNO. PROVIDE BLANK COVER PLATE FOR ALL EMPTY BOXES |
| # | DATA OUTLET, SUBSCRIPT (#) AT JACK INDICATES QUANTITY OF CAT CABLES AND JACKS TO BE INSTALLED. THE ABSENCE OF A NUMBER INDICATES TWO DROPS |
| T | TEACHERS AV DATA OUTLET, SEE DETAIL AND COORDINATE EXACT LOCATION WITH OWNER. |
| TV | TELEVISION OUTLET, SEE DETAIL. |
| SB | SMARTBOARD OUTLET, SEE DETAIL. |
| AV | TEACHER'S OUTLET FOR SMARTBOARD OR PROJECTOR, SEE DETAIL |
| | TELEPHONE OUTLET |
| | COMBINATION TELEPHONE/DATA OUTLET |
| P | PROJECTOR, INSTALL ONE CAT CABLE TO THIS LOCATION ABOVE CEILING WITH LEVITON QUICK PORT COMPATIBLE TWO-PORT, SURFACE MOUNT COMMUNICATIONS HOUSING, ITEM LEVITON 41089-2*P. HOUSING SHALL BE BLACK AT PROJECTORS. COIL 10' OF CABLE ABOVE CEILING AND TERMINATE. SEE PROJECTOR DETAIL ON PLANS. |
| WAP | WIRELESS ACCESS POINT, INSTALL ONE CAT CABLE TO THIS LOCATION ABOVE CEILING WITH LEVITON QUICK PORT COMPATIBLE TWO-PORT, SURFACE MOUNT COMMUNICATIONS HOUSING, ITEM LEVITON 41089-2*P. HOUSING SHALL BE WHITE. COIL 10' OF CABLE ABOVE CEILING AND TERMINATE. |
| | **NURSE CALL** |
| N E | NURSE CALL EMERGENCY STATION (PULL CORD) 44" AFF |
| N S | NURSE CALL SINGLE OR DUAL BEDSIDE STATION 44" AFF |
| N D | NURSE CALL DUTY STATION 44" AFF |
| N S | NURSE CALL STAFF STATION 44" AFF |
| N B | NURSE CALL CODE BLUE STATION 44" AFF |
| N P | NURSE CALL CODE PUNK STATION 44" AFF |
| N L | NURSE CALL PRESENCE INDICATOR (LOCATOR) STATION |
| N Z | NURSE CALL CORRIDOR ZONE LIGHT |
| N | NURSE CALL DOME LIGHT |
| NCS | NURSE CALL CABINET 54" AFF |
| NCM | NURSE CALL MASTER STATION |

NOTE: ALL SYMBOLS ARE NOT NECESSARILY USED ON THIS PROJECT

# ABBREVIATIONS

| ABBREVIATION | DESCRIPTION |
|---|---|
| AFF | ABOVE FINISHED FLOOR |
| AFG | ABOVE FINISHED GRADE |
| AL | ALUMINUM |
| AIC | SYMMETRICAL AMPS INTERRUPTING CAPACITY |
| AWG | AMERICAN WIRE GAUGE |
| AV | AUDIBLE AND VISUAL |
| BAS | BUILDING AUTOMATION SYSTEM |
| BFF | BELOW FINISHED FLOOR |
| BFG | BELOW FINISHED GRADE |
| BLDG | BUILDING |
| C | CONDUIT |
| CB | CIRCUIT BREAKER |
| CU | COPPER |
| DC | DROP CORD |
| DDC | DIRECT DIGITAL CONTROL |
| EG | EQUIPMENT GROUND |
| ELEC | ELECTRICAL |
| EMCS | ENERGY MANAGEMENT & CONTROL SYSTEM |
| EMT | ELECTRICAL METALLIC TUBING |
| ETC. | ET CETERA |
| EWC | ELECTRIC WATER COOLER |
| EXIST. OR E | EXISTING |
| FA | FIRE ALARM |
| FIC | FIBER OPTIC INTERCONNECT CENTER |
| FMC | FLEXIBLE METALLIC CONDUIT |
| GFI OR GFCI | GROUND FAULT CIRCUIT INTERRUPTER |
| IA | INTRUSION ALARM |
| IG | ISOLATED GROUND |
| LTFMC | LIQUID TIGHT FLEXIBLE METALLIC CONDUIT |
| LV | LOW VOLTAGE |
| MCA | MINIMUM CIRCUIT AMPACITY |
| MCB | MAIN CIRCUIT BREAKER |
| MCC | MOTOR CONTROL CENTER |
| MLO | MAIN LUGS ONLY |
| N/A | NOT APPLICABLE |
| N.C. | NORMALLY CLOSED |
| NEC | NATIONAL ELECTRICAL CODE |
| NEUT. | NEUTRAL |
| NIC | NOT IN CONTRACT |
| N.O. | NORMALLY OPEN |
| NL | NIGHT LIGHT (CONNECT TO UNSWITCHED CIRCUIT) |
| OC | ON CENTER |
| OH | OVERHEAD |
| OHD | OVERHEAD DOOR |
| PNL | PANELBOARD |
| RGSC | RIGID GALVANIZED STEEL CONDUIT |
| SCH. | SCHEDULE |
| SPECS | CONTRACT SPECIFICATIONS |
| TEL | TELEPHONE |
| TGB | TELEPHONE GROUND BAR |
| TTB | TELEPHONE TERMINAL BOARD |
| TYP | TYPICAL |
| UGE | UNDERGROUND ELECTRIC |
| UGT | UNDERGROUND TELEPHONE |
| UL | UNDERWRITERS LABORATORIES |
| UNO | UNLESS NOTED OTHERWISE |
| VFD | VARIABLE FREQUENCY DRIVE |
| WAP | WIRELESS ACCESS POINT |
| WP | WEATHERPROOF |
| +48" | MOUNTING HEIGHT ABOVE FINISHED FLOOR OR FINISHED GRADE MOUNTING |
| -48" | HEIGHT BELOW FINISHED FLOOR OR FINISHED GRADE |

# GENERAL PROJECT NOTES

1. ALL WORK SHALL BE IN CONFORMANCE WITH NATIONAL, STATE, AND LOCAL CODES AND/OR ORDINANCES.
2. ELECTRICAL CONTRACTOR SHALL COORDINATE WORK WITH ALL OTHER CONTRACTORS & LOCAL UTILITY. E.C. SHALL CONTACT LOCAL UTILITY FOR EXACT SERVICE REQUIREMENTS TO INCLUDE BUT NOT LIMITED TO TRANSFORMER, METERING AND CABLING. LOCAL UTILITY REQUIREMENTS SUPERSEDE DRAWINGS AND SPECIFICATIONS.
3. SEE OTHER DRAWINGS FOR ADDITIONAL REQUIREMENTS, INCLUDING, BUT NOT LIMITED TO ARCHITECTURAL, MECHANICAL, PLUMBING, A/V, THEATRICAL, ETC.
4. ELECTRICAL DRAWINGS ARE DIAGRAMMATIC ONLY. THEY ARE INTENDED TO GIVE APPROXIMATE LOCATIONS AND OVERALL DESIGN INTENT. THE ELECTRICAL CONTRACTOR SHALL BE RESPONSIBLE FOR PRODUCTS, MATERIALS, AND ELECTRICAL METHODS WHICH HAVE NOT BEEN SHOWN OR INDICATED BUT ARE REQUIRED FOR A COMPLETE SYSTEM TO THE STANDARDS OF THE INDUSTRY.
5. INSTALL LIGHTING FIXTURES IN ACCORDANCE WITH MANUFACTURER'S RECOMMENDATIONS. PROVIDE SUPPORTING DEVICES FOR ADEQUATE SUPPORT OF FIXTURES FROM STRUCTURE.
6. ELECTRICAL RACEWAYS THAT PENETRATE FIRE RATED ASSEMBLIES SHALL BE SLEEVED AND SEALED USING AN APPROVED UL LISTED ASSEMBLY AND PER THE LOCAL BUILDING CODE.
7. WHERE THERE ARE CONFLICTS BETWEEN ANY SECTIONS OF THE SPECIFICATIONS OR THE PLANS OR BETWEEN THE PLANS AND SPECIFICATIONS, THE MOST STRICT SHALL APPLY. THE MOST STRICT REQUIREMENT SHALL BE INTERPRETED TO BE THE MOST EXPENSIVE METHOD UNLESS DIRECTED OTHERWISE BY THE ARCHITECT OR ENGINEER.

# LOW VOLTAGE SYSTEMS SCOPE

| SYSTEM TYPE | CONTRACTOR'S SCOPE OF WORK | NOTES |
|---|---|---|
| FIRE ALARM | COMPLETE SYSTEM IS INCLUDED IN CONTRACT. | 1, 3, 5 |
| DATA / COMM WIRING | ROUGH-IN ONLY. | - |
| DATA INFRASTRUCTURE | NOT IN CONTRACT. | - |
| LIGHTING CONTROL | COMPLETE SYSTEM IS INCLUDED IN CONTRACT. | - |
| A/V SYSTEM | N/A | - |
| ACCESS CONTROL | NOT IN CONTRACT. | - |
| INTRUSION DETECTION | N/A | - |
| CCTV | N/A | - |
| CLOCK SYSTEM | N/A | - |
| | | |

NOTES:
1. PROVIDE A COMPLETE AND CODE COMPLIANT SYSTEM.
2. PROVIDE ALL PARTS AND CONNECTIONS FOR A FULLY FUNCTIONAL SYSTEM.
3. SEE PLANS FOR ADDITIONAL DETAILS.
4. SEE SPECS FOR ADDITIONAL DETAILS.
5. CONNECT TO / EXTEND EXISTING SYSTEM.
6. -

ELECTRICAL SHEET INDEX:


E000 - ELECTRICAL LEGEND
E010 - ELECTRICAL DEMOLITION PLAN
E100 - ELECTRICAL SITE PLAN
E200 - ELECTRICAL LIGHTING PLAN
E210 - ELECTRICAL LIGHTING DETAILS
E300 - ELECTRICAL POWER PLAN
E310 - ELECTRICAL POWER DETAILS
E400 - ELECTRICAL SYSTEMS PLAN
E410 - ELECTRICAL SYSTEMS DETAILS
E500 - ELECTRICAL RISER DIAGRAM
E510 - ELECTRICAL PANEL SCHEDULES


PCD FILE NO.: PPR_____


ALLEN CONSULTING INCORPORATED
ACI Project No. 152.25
CAF-11110 Expires: 4/30/2025
110 N. Mercedes Dr., Suite 100
Norman, Ok 73069-8578
Ph.(405)447-2282, Fax(405)447-2284


REVISIONS:


ARCHITECT:
SEED DEVELOPMENT SERVICES
c/o McAfee & Taft P.C.
10th Floor, Two Leadership Square
211 N. Robinson Ave.
Oklahoma City, OK 73102
405-236-5858

STRUCTURAL ENGINEER:
Wallace Design Collective
410 N. Walnut Ave., Suite 200
Oklahoma City, OK 73104
405-236-5858

MECHANICAL AND ELECTRICAL ENGINEER:
ALLEN CONSULTING INCORPORATED
110 N. Mercedes Dr.
Norman, OK 73069
405-447-2282

CIVIL ENGINEER:


CHURCH AT BENT GRASS MEADOWS
FALCON, COLORADO
(EL PASO COUNTY)
FAL REALTY, LLC.

DRAWN BY: RW | CHECKED BY: TR

SEAL:

DATE: 7/20/2026

PROJECT NUMBER: RMDL000xx

DRAWING TITLE: ELECTRICAL LEGEND

DRAWING NUMBER: 13

SITE LUMINAIRE SCHEDULE

| FIXTURE TYPE | DESCRIPTION | MANUFACTURER | MODEL # | VOLTS | MOUNTING | LAMP | NOTES |
|---|---|---|---|---|---|---|---|
| P3H | LED PARKING LOT FIXTURE (TYPE 3M) W/ MOTION SENSOR & HOUSE-SIDE SHIELD | LSI | VALM-18L-3M-UNV-40K8-BRZ-SA-IMSBT1L-IS | MULTIPLE | POLE 20'-0" O.A.H. | 104W LED 16604LM 40K | 1,2,3 |
| P5 | LED PARKING LOT FIXTURE (TYPE 5) W/ MOTION SENSOR | LSI | VALM-24L-5QM-UNV-40K8-BRZ-SA-IMSBT1L | MULTIPLE | POLE 20'-0" O.A.H. | 141W LED 24448LM 40K | 1,2,3 |
| WP | LED WALL PACK W/ PHOTOCELL AND MOTION SENSOR | LITHONIA | WDGE2 LED-P3-40K-80CRI-T3M-MVOLT-PIR1FC3V | MULTIPLE | WALL 11'-0" AFF | 32W LED 3216L 40K | 2 |

SITE LIGHTING SCHEDULE KEYED NOTES:
1. PROVIDE QUANTITY OF HEADS AS SHOWN PER PLANS.
2. LIGHTING SHALL BE CONTROLLED BY 1P20A CONTACTOR, OPERATED BY A PROGRAMMABLE 7-DAY ASTRONOMIC TIME CLOCK (TORK E100B OR EQUAL FOR CONTROL SIGNAL). PROVIDE LIGHTING CONTACTOR FOR EACH LIGHTING CIRCUIT.
3. THE OVERALL HEIGHT SHOWN IN SITE LIGHTING LUMINAIRE SCHEDULE IS THE HEIGHT FROM THE PARKING LOT LEVEL TO THE BOTTOM OF THE FIXTURE HEAD, COORDINATE POLE LENGTH WITH POLE BASE HEIGHT ABOVE PARKING LOT LEVEL.

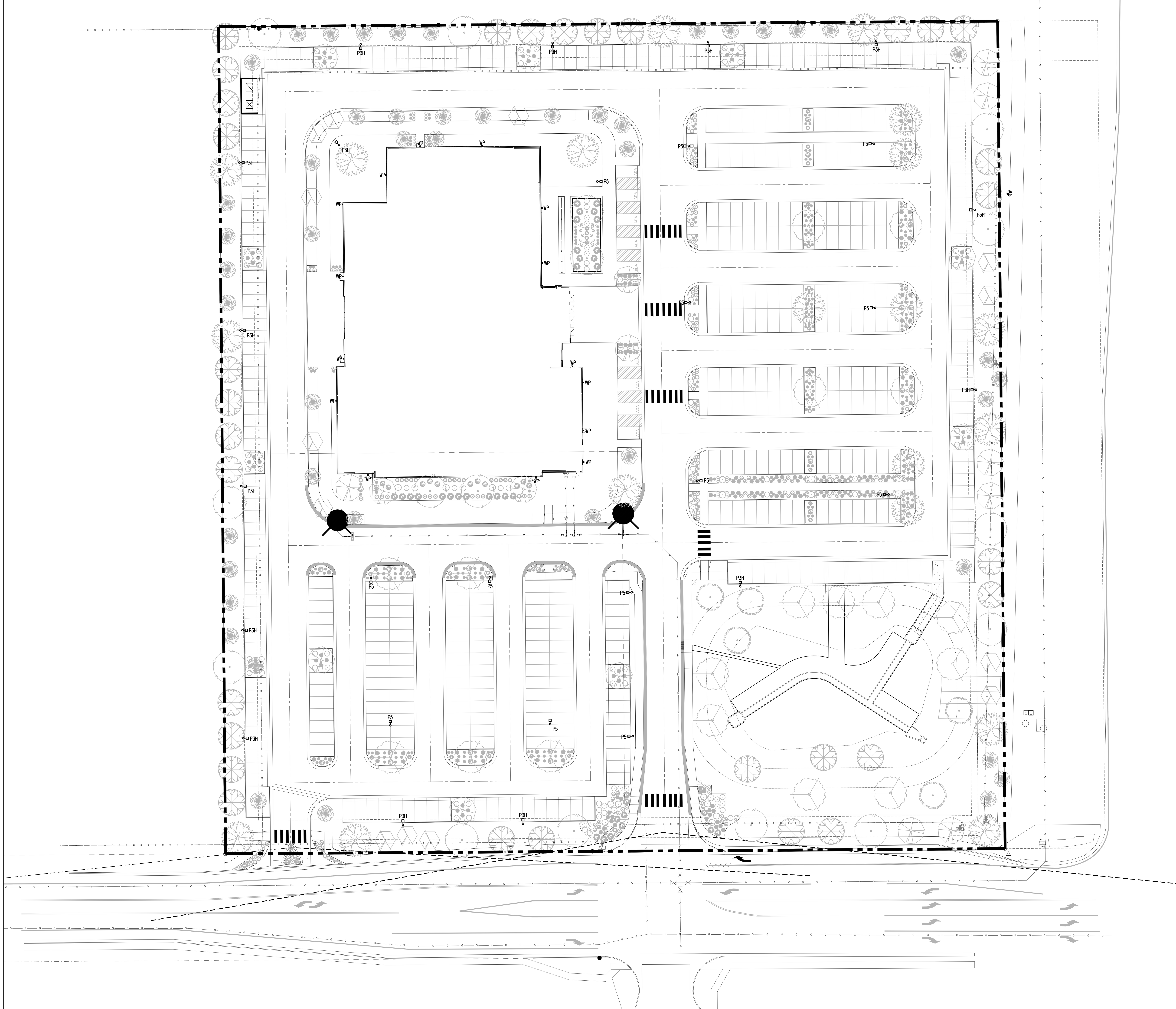


1 E100 SITE PLAN
1" = 30'-0"

REVISIONS:

ARCHITECT:
SEED DEVELOPMENT SERVICES
c/o McAfee & Taft P.C.
10th Floor, Two Leadership Square
211 N. Robinson Ave.
Oklahoma City, OK 73102
405-236-5858

STRUCTURAL ENGINEER:
Wallace Design Collective
410 N. Walnut Ave., Suite 200
Oklahoma City, OK 73104
405-236-5858

MECHANICAL AND ELECTRICAL ENGINEER:
ALLEN CONSULTING INCORPORATED
110 N. Mercedes Dr.
Norman, OK 73069
405-447-2282

CIVIL ENGINEER:

XXXXXXXXXXXXX
XXXXXXXXXXXXXXXXXX
XXXXXXXXX
XXXXXXX, XX XXXXX

DRAWN BY: RW
CHECKED BY: TR

SEAL:

DATE: 11/4/2024

PROJECT NUMBER: RMDL000xx

DRAWING TITLE:
SITE PLAN

DRAWING NUMBER:
14

ALLEN CONSULTING INCORPORATED
ACI Project No. 152.25
CAF-11110 Expires: 4/30/2025
110 N. Mercedes Dr., Suite 100
Norman, Ok 73069-6578
Ph.(405)447-2282, Fax(405)447-2284

PCD FILE NO.: PPR________

| PROPERTY LINE PHOTOMETRIC SCHEDULE | |
|---|---|
| AVERAGE FOOT-CANDLES | 0.06 |
| MAXIMUM FOOT-CANDLES | 0.1 |
| MINIMUM FOOT-CANDLES | 0.0 |

| GENERAL PHOTOMETRIC SCHEDULE | |
|---|---|
| AVERAGE FOOT-CANDLES | 1.83 |
| MAXIMUM FOOT-CANDLES | 6.0 |
| MINIMUM FOOT-CANDLES | 0.3 |
| MINIMUM TO MAXIMUM FC RATIO | 0.05 |
| MAXIMUM TO MINIMUM FC RATIO | 19.30 |
| AVERAGE TO MINIMUM FC RATIO | 5.88 |

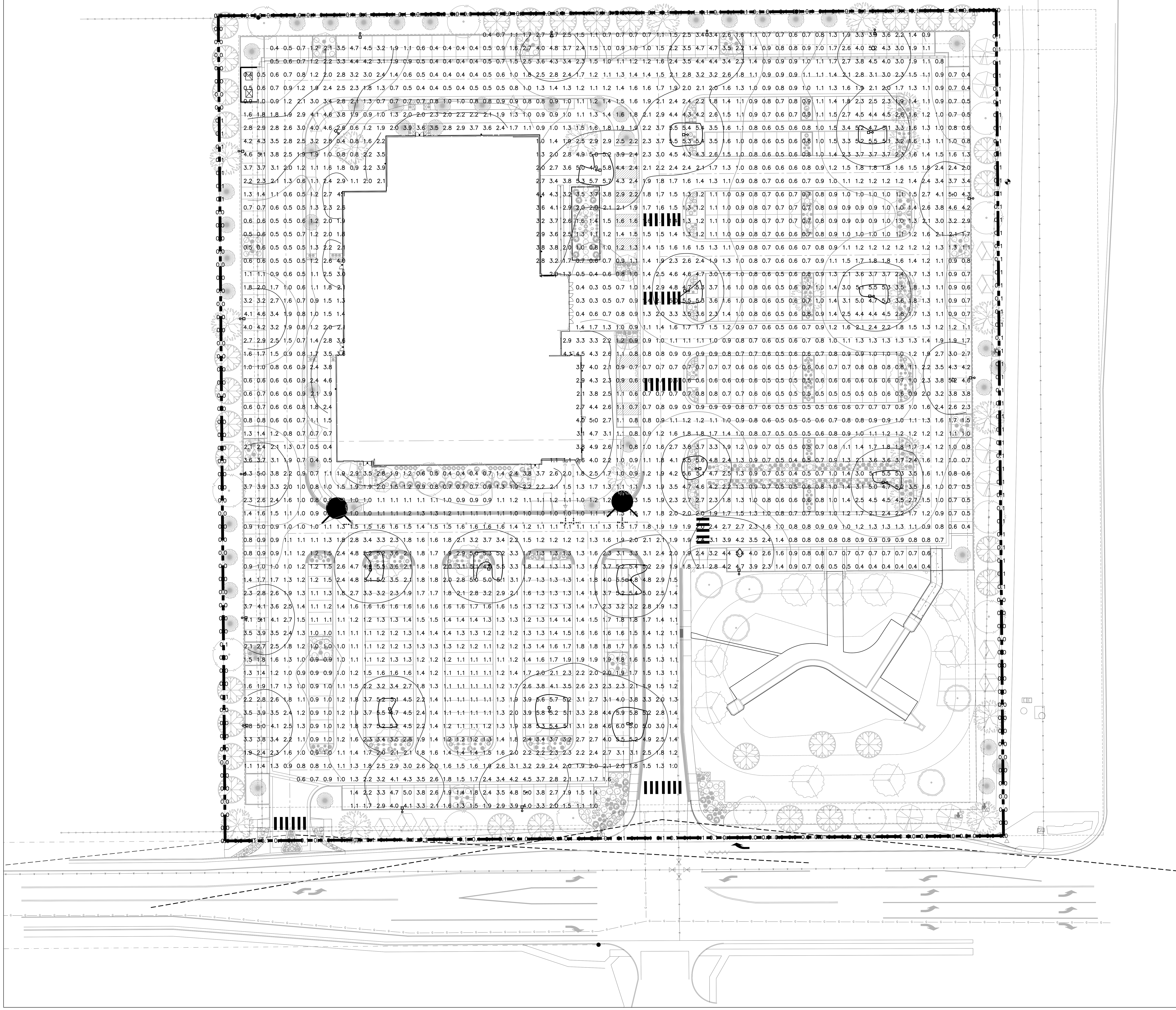

1 E100 SITE PLAN
1" = 30'-0"

REVISIONS:

**ARCHITECT:**

SEED DEVELOPMENT SERVICES
c/o McAfee & Taft P.C.
10th Floor, Two Leadership Square
211 N. Robinson Ave.
Oklahoma City, OK 73102
405-236-5858

**STRUCTURAL ENGINEER:**

Wallace Design Collective
410 N. Walnut Ave., Suite 200
Oklahoma City, OK 73104
405-236-5858

**MECHANICAL AND ELECTRICAL ENGINEER:**

ALLEN CONSULTING INCORPORATED
110 N. Mercedes Dr.
Norman, OK 73069
405-447-2282

**CIVIL ENGINEER:**

XXXXXXXXXXXX
XXXXXXXXXXXXXXXXXXX
XXXXXXXXX
XXXXXXX, XX XXXXX

DRAWN BY: RW | CHECKED BY: TR

SEAL:

DATE: 11/4/2024

PROJECT NUMBER: RMDL000xx

DRAWING TITLE:
SITE PLAN - PHOTOMETRICS

DRAWING NUMBER:
15

PCD FILE NO.: PPR_______

ALLEN CONSULTING INCORPORATED
ACI Project No. 152.25
CAF-11110 Expires: 4/30/2025
110 N. Mercedes Dr., Suite 100
Norman, Ok 73069-6578
Ph.(405)447-2282, Fax(405)447-2284

LYON, RICHIE, 7/20/2026 12:29 PM

Catalog # : ________ Project : ________ Type : ________
Prepared By : ________ Date : ________

# V-Locity® Medium (VALM)

## Outdoor LED Area Light

IP66

| OVERVIEW | |
|---|---|
| Lumen Package | 12,000 - 54,000 |
| Wattage Range | 71 - 352 |
| Efficacy Range (LPW) | 95 - 176 |
| Weight lbs(kg) | 30 (13.6) |
| Control Options | IMSBT, ALB, ALS, 7-Pin, PCI |

### QUICK LINKS

Ordering Guide | Performance | Photometrics | Dimensions

### FEATURES & SPECIFICATIONS

**Construction**

- Rugged die-cast aluminum housing contains factory prewired driver and optical units. Cast aluminum wiring access door located underneath.
- Self-contained optic, board and heat sink assembly can be rotated or replaced in the field.
- Fixtures are finished with LSI's DuraGrip® polyester powder coat finishing process. The DuraGrip finish withstands extreme weather changes without cracking or peeling. Other standard LSI finishes available. Consult factory.
- Shipping weight: TBD lbs in carton.

**Optical System**

- State-of-the-Art acrylic optics delivers industry leading optical control with an integrated gasket to provide IP66 rated seal.
- Proprietary refractor optics available in 17 different distribution (types 2, 3M, 3W, 4M, 4W, 4F, FTM, 5, 5QS, 5QN, 5QM, 5Q, 5QW, AM, WF and LC/RC). See photometric section for details.
- Available in 5000K, 4000K, 3500K, 3000K and 2700K color temperatures per ANSI C78.377 as well as phosphor converted amber.
- Minimum CRI of 80 (optional 70 CRI for 5000K, 4000K, and 3000K).
- Factory or field installable integral shielding available for enhanced spill light control.
- Zero Uplight (excludes adjustable arms).

**Electrical**

- High-performance driver features over-voltage, under voltage, short-circuit and over temperature protection.
- 0-10 volt dimming (10% - 100%) standard, must specify EXT option for dimming leads to be extended to fixture exterior.
- Standard Universal Voltage (120-277 VAC) Input 50/60 Hz or optional High Voltage (347-480 VAC).
- Operating temperature: -40°C to +50°C (-40°F to +122°F).
- L70 Calculated Life: >60k Hours
- Total harmonic distortion: <20%
- Power factor: >.90
- Input power stays constant over life.
- Field replaceable 10kV surge protection device meets a minimum Category C Low operation (per ANSI/IEEE C62.41.2).
- High-efficacy LEDs mounted to metal-core circuit board to maximize heat dissipation
- Driver is fully encased in potting material for moisture resistance and complies with FCC standards. Driver and key electronic components can easily be accessed.

**Controls**

- Optional integral passive infrared Bluetooth™ motion and photocell sensor. Fixtures operate independently and can be commissioned via iOS or Android configuration app.
- LSI's AirLink™ wireless control system options reduce energy and maintenance costs while optimizing light quality 24/7.

**Installation**

- REDiMount pole mount arm allows for a true one person installation.
- Side arm pole mount designed to mount to square or round poles.
- Pole mount arms can accommodate pole drill patterns from 2.4 to 5" on center and utilize LSI's reduced B3 or traditional B5 drill patterns.
- Additional mounting options are available including a mast arm or adjustable slip fitter that allow for luminaire attachment to a 2 3/8" tenon or mast arm.
- Adjustable arms allow for 65° of tilt (-5° below horizontal to +60° above horizontal) in 5° increments.

**Warranty**

- LSI luminaires carry a 5-year limited warranty. Refer to https://www.lsicorp.com/resources/terms-conditions-warranty/ for more information.

**Listings**

- Listed to UL 1598 and UL 8750.
- Meets Buy American Act requirements.
- DarkSky approved with 3000K or warmer color temperature selection and fixed mounting arms / non-adjustable brackets..
- Title 24 Compliant; see local ordinance for qualification information.
- Suitable for wet locations.
- IP66 rated Luminaire per IEC 60598-1.
- 3G rated for ANSI C136.31 high vibration applications are qualified.


©LSI Industries Inc. All Rights Reserved. Specifications and dimensions subject to industry standard tolerances. Specifications subject to change without notice.



### ORDERING GUIDE

Back to Quick Links

TYPICAL ORDER EXAMPLE: VALM 42L 4W UNV 40K8 BLK SA ALBMR2 IS

| Prefix | Lumen Package | Distribution | Orientation[2] | Voltage | Color Temp /Rendering | Finish |
|---|---|---|---|---|---|---|
| VALM - V-Locity Area Light Medium | 12L - 12,000 lms, 71W<br>18L - 18,000 lms, 104W<br>24L - 24,000 lms, 141W<br>30L - 30,000 lms, 180W<br>36L - 36,000 lms, 223W<br>42L - 42,000 lms, 261W<br>48L - 48,000 lms, 307W<br>54L - 54,000 lms, 352W<br>Custom Lumen Packages[1] | 2 - Type 2<br>3M - Type 3 Medium<br>3W - Type 3 Wide<br>4M - Type 4 Medium<br>4F - Type 4 Forward<br>4W - Type 4 Wide<br>FTM - Forward Throw Medium<br>5 - Type 5<br>5QS - Type 5 Square Short<br>5QN - Type 5 Square Narrow<br>5QM - Type 5 Square Medium<br>5Q - Type 5 Square<br>5QW - Type 5 Square Wide<br>AM - Automotive Merchandise<br>WF - 6x6 Wide Flood<br>LC - Left Corner<br>RC - Right Corner | (Blank) - Standard<br>L - Optics rotated left 90°<br>R - Optics rotated right 90° | UNV - Universal Voltage (120-277V)<br>HV - High Voltage (347-480V) | 50K7 - 5000 CCT - 70 CRI<br>50K8 - 5000 CCT - 80 CRI<br>40K7 - 4000 CCT - 70 CRI<br>40K8 - 4000 CCT - 80 CRI<br>35K8 - 3500 CCT - 80 CRI<br>*DarkSky Approved CCT's*<br>30K7 - 3000 CCT - 70 CRI<br>30K8 - 3000 CCT - 80 CRI<br>27K8 - 2700 CCT - 80 CRI | BLK - Black<br>BRZ - Dark Bronze<br>GMG - Gun Metal Gray<br>GPT - Graphite<br>MSV - Metallic Silver<br>PLP - Platinum Plus<br>SVG - Satin Verde Green<br>WHT - White |

| Mounting | Controls (Choose One) | | Options |
|---|---|---|---|
| SA - Universal Side Arm Pole Mount<br>SF - Adjustable Slip Fitter<br>UA - Universal Adjustable Pole Mount Arm<br>MA - Mast Arm | (Blank) - None<br>**Wireless Controls System**<br>ALSC - AirLink Synapse Control System<br>ALSCS2 - AirLink Synapse Control System with 12-20' MH Motion Sensor<br>ALSCS4 - AirLink Synapse Control System with 20-40' MH Motion Sensor<br>ALBMR1LR - AirLink Blue Long Range Wireless Multi-Range Sensor Controller (8-15' MH)[4]<br>ALBMR2LR - AirLink Blue Long Range Wireless Multi-Range Sensor Controller (16-40' MH)[4] | **Stand-Alone Controls**<br>EXT - 0-10v Dimming leads extended to housing exterior<br>CR7P - 7 Pin Control Receptacle ANSI C136.41[3]<br>IMSBT1L - Integral Bluetooth™ Motion and Photocell Sensor (8-24' MH)[4]<br>IMSBT2L - Integral Bluetooth™ Motion and Photocell Sensor (25-40' MH)[4]<br>PCIU - 120-277 Button Photocell<br>PCI347 - 347V Button Photocell | IS - Integral Shield[2]<br>TE - Tooless Entry (Mast Arm Only) |

**Need more information?** Click here for our glossary

**Have additional questions?** Call us at (800) 436-7800

**Accessory Ordering Information[5]**

| CONTROLS ACCESSORIES | |
|---|---|
| Description | Order Number |
| Twist Lock Photocell (120V) for use with CR7P | 122514 |
| Twist Lock Photocell (208-277) for use with CR7P | 122515 |
| Twist Lock Photocell (347V) for use with CR7P | 122516 |
| Twist Lock Photocell (480V) for use with CR7P | 1225180 |
| AirLink 5 Pin Twist Lock Controller | 661409 |
| AirLink 7 Pin Twist Lock Controller | 661410 |
| Shorting Cap for use with CR7P | 149328 |

| FUSING OPTIONS[7] | |
|---|---|
| Description | Order Number |
| Single Fusing (120V) | See Fusing Accessory Guide |
| Single Fusing (277V) | |
| Double Fusing (208V, 240V) | |
| Double Fusing (480V) | |
| Double Fusing (347V) | |

| EXTERNAL SHIELDING OPTIONS | |
|---|---|
| Description | Order Number |
| 1.5" External Shield | See Shielding Guide |
| 3" External Shield | |

1. Custom lumen and wattage packages available, consult factory. Values are within industry standard tolerances but not DLC listed.
2. Leave blank for type 5, corner, and wide flood distributions.
3. Control device or shorting cap must be ordered separately. See Accessory Ordering Information.
4. IMSBTxL not available for 36L-54L configurations. Motion sensors are field configurable via the LSI app that can be downloaded from your smartphone's native app store.
5. Accessories are shipped separately and field installed.
6. "CLR" denotes finish. See Finish options.
7. Fusing must be located in hand hole of pole. See Fusing Accessory Guide for compatibility.


©LSI Industries Inc. All Rights Reserved. Specifications and dimensions subject to industry standard tolerances. Specifications subject to change without notice.



### ACCESSORIES

Back to Quick Links

**MOUNTING ACCESSORIES**

*Side Arm*

**Bullhorn Bracket**
Mounts onto a 2" (51mm) IP, 2.375" (60mm) O.D. tenon and allows for mounting up to 4 adjustable slip fitter mount luminaires
Part Number: BKS PTB 2 CLR / BKS PTB 12 CLR (2 Luminaires)
Part Number: BKS PTB 3-30 CLR / BKS PTB 13-30 CLR (3 Luminaires)
Part Number: BKS PTB 4 CLR / BKS PTB 14 CLR (4 Luminaires)

**Flood Wall Mount Bracket**
Mounts onto vertical wall surface (hardware/anchors not included)
Part Number: BKS FMW 5 CLR (5" Straight Version)
Part Number: BKS FMW 18 CLR (18" Curved Version)



**Bolt on Side Tenon Mount**
Bolt on Side Tenon Mount
Part Number: BKSFBO 5 CLR (5" Straight Version)
Part Number: BKSFBO 18 CLR (18" Curved Version)
Part Number: BKSFBO 30 CLR (30" Dual Tenon Version)

*Tenon / Slipfitter*

**Square Tenon Top**
Allows to seamlessly integrate LSI luminaires to open top 4", 5" or 6" square poles with 11 ga. Or 7 ga. wall thickness
Part Number: BKA ISF10 _SQ CLR

**Square Tenon Top**
Mounts onto a 2" (51mm) IP, 2.375" (60mm) O.D. tenon and allows for mounting up to 4 luminaires
Part Number: BKA XNM *

**Square Internal Slipfitter**
Mounts inside 4" or 5" square pole and allows for mounting up to 4 lumianires
Part Number: BKA X_ISF * CLR

*Wall Mount/ Wood Pole*

**Wall Mount Bracket**
Mounts onto vertical wall surface ( hardware/anchors not included)
Part Number: BKS XBO WM CLR

**Wood Pole Bracket**
Mounts onto wooden poles (6" minimum OD, hardware/anchors not inlcuded)
Part Number: BKS XBO WP CLR

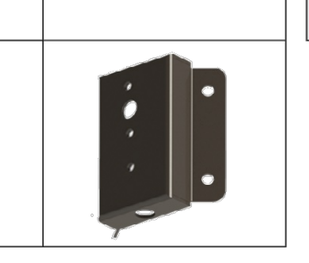

**SHIELDING, POLES & MISC. ACCESSORIES**

*Shielding*

**Integral Shield for Asymmetric Distributions**
Field Install Integral shield provides maximum backlight control by shielding each individual row of LEDS with minimal impact on Streett/front side distribution (includes 4 shields)
Part Number: 839728

**Integral Shield for Left and Right Corner Distributions**
Field install integral shield provides cutoff from two sides for maximum spill light control when utilizing LC or RC corner distributions (includes 4 shields)
Part Number: TBD

**External Shield**
External shield blocks view of light source from anyside of luminaire, additional shielding configurations available
Part Number: 835696 (1.5") / 835694 (3")



*Poles*

**Square Poles**
14 - 39' steel and aluminum poles in 4", 5" and 6" sizes for retrofit and new construction
Part Number: 4SQ/5SQ/6SQ

**Round Poles**
10 - 30' steel and aluminum poles in 4" and 5" sizes for retrofit and new construction
Part Number: 4RP/5RP

**Tapered Poles**
20' - 39' steel and aluminum poles for retrofit and new construction
Part Number: RTP

*Misc.*

**Bird Spikes**
10' linear bird spike (3' recommended per luminaire) silcone adhesive (covers approximately 25' linear fee of bird spike) and application tool
Spike Part Number: 751631
Adhesive Part Number: 751632
Caulk Gun Part Number: 751636

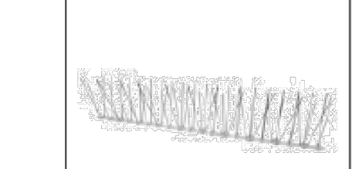

1. Replace CLR with paint finish description
2. Repleace XX with SQ for square pole or RD for round pole (≥3" OD)
3. Replace * with S (Single), D180 (Double @180°), D90 (Double @90°), T90 (Triple), Q90 (Quad)
4. Replace _ with 4 (4" square pole) or 5 (5" square pole)

### OPTICS ROTATION

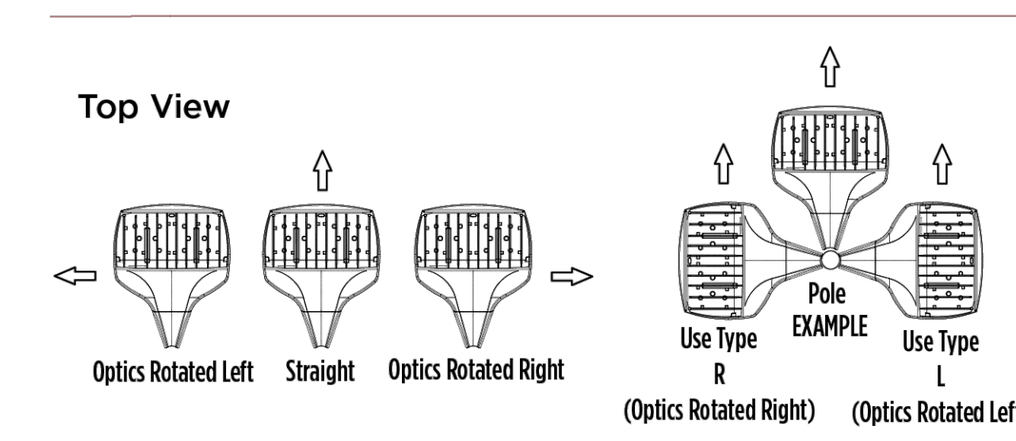


### ACCESSORIES/OPTIONS

**Integral Louver (IS)**

Integral Shield (IS) available for improved backlight control without sacrificing Streett side performance. LSI's Integral Shield (IS) option delivers backlight control that significantly reduces spill light behind the pole for applications with pole locations close to adjacent properties. The design maximizes forward reflected light while reducing glare, maintaining the optical distribution selected, and most importantly eliminating light trespass. Shields rotate with the optical distribution.

**7 Pin Photoelectric Control**

7-pin ANSI C136.41-2013 control receptacle option available for twist lock photocontrols or wireless control modules. Control accessories sold separately. Dimming leads from the receptacle will be connected to the driver dimming leads (Consult factory for alternate wiring).

©LSI Industries Inc. All Rights Reserved. Specifications and dimensions subject to industry standard tolerances. Specifications subject to change without notice.



### PERFORMANCE

Back to Quick Links

**Delivered Lumens (70 CRI)**

| Lumen Package | Distribution | CRI | 3000K CCT / 70 CRI | | | 4000K CCT / 70 CRI | | | 5000K CCT / 70 CRI | | | Wattage |
|---|---|---|---|---|---|---|---|---|---|---|---|---|
| | | | Delivered Lumens | Efficacy | BUG Rating | Delivered Lumens | Efficacy | BUG Rating | Delivered Lumens | Efficacy | BUG Rating | |
| 12L | 2 | 70 | 10,943 | 154 | B2-U0-G3 | 11,596 | 164 | B2-U0-G3 | 11,308 | 160 | B2-U0-G3 | 71 |
| | 3M | | 10,618 | 150 | B1-U0-G3 | 11,250 | 159 | B1-U0-G3 | 10,971 | 155 | B1-U0-G3 | |
| | 3W | | 9,900 | 139 | B2-U0-G4 | 10,489 | 148 | B2-U0-G4 | 10,229 | 145 | B2-U0-G4 | |
| | 4M | | 10,820 | 152 | B1-U0-G3 | 11,464 | 162 | B1-U0-G3 | 11,179 | 158 | B1-U0-G3 | |
| | 4F | | 10,267 | 145 | B1-U0-G3 | 10,878 | 154 | B1-U0-G4 | 10,608 | 150 | B1-U0-G3 | |
| | 4W | | 9,104 | 128 | B1-U0-G3 | 9,647 | 137 | B1-U0-G3 | 9,407 | 133 | B1-U0-G3 | |
| | FTM | | 10,251 | 144 | B1-U0-G3 | 10,862 | 154 | B1-U0-G3 | 10,592 | 150 | B1-U0-G3 | |
| | 5QN | | 11,788 | 166 | B3-U0-G1 | 12,490 | 177 | B3-U0-G1 | 12,180 | 172 | B3-U0-G1 | |
| | 5QM | | 11,735 | 165 | B4-U0-G2 | 12,434 | 176 | B4-U0-G2 | 12,125 | 172 | B4-U0-G2 | |
| | 5Q | | 11,479 | 162 | B4-U0-G2 | 12,164 | 172 | B4-U0-G2 | 11,862 | 168 | B4-U0-G2 | |
| | 5QW | | 11,281 | 159 | B4-U0-G3 | 11,953 | 169 | B4-U0-G3 | 11,656 | 165 | B4-U0-G3 | |
| | AM | | 11,377 | 160 | B1-U0-G2 | 12,055 | 171 | B1-U0-G2 | 11,755 | 166 | B1-U0-G2 | |
| | WF | | 11,795 | 166 | B3-U0-G1 | 12,497 | 177 | B2-U0-G3 | 12,187 | 173 | B3-U0-G1 | |
| | LC/RC | | 9,707 | 137 | B2-U0-G3 | 10,285 | 146 | B3-U0-G1 | 10,029 | 142 | B2-U0-G3 | |
| 18L | 2 | 70 | 16,151 | 155 | B2-U0-G4 | 17,114 | 164 | B3-U0-G4 | 16,688 | 160 | B3-U0-G4 | 104 |
| | 3M | | 15,671 | 151 | B2-U0-G3 | 16,604 | 159 | B2-U0-G3 | 16,192 | 155 | B2-U0-G3 | |
| | 3W | | 14,610 | 140 | B2-U0-G5 | 15,481 | 148 | B3-U0-G5 | 15,096 | 145 | B3-U0-G5 | |
| | 4M | | 15,968 | 154 | B1-U0-G3 | 16,920 | 162 | B1-U0-G3 | 16,500 | 158 | B1-U0-G3 | |
| | 4F | | 15,152 | 146 | B2-U0-G4 | 16,055 | 154 | B2-U0-G4 | 15,656 | 150 | B2-U0-G4 | |
| | 4W | | 13,437 | 129 | B2-U0-G4 | 14,237 | 137 | B2-U0-G4 | 13,883 | 133 | B2-U0-G4 | |
| | FTM | | 15,130 | 145 | B1-U0-G3 | 16,031 | 154 | B1-U0-G3 | 15,633 | 150 | B1-U0-G3 | |
| | 5QN | | 17,398 | 167 | B3-U0-G2 | 18,434 | 177 | B4-U0-G2 | 17,976 | 172 | B3-U0-G2 | |
| | 5QM | | 17,319 | 167 | B4-U0-G2 | 18,351 | 176 | B4-U0-G2 | 17,895 | 172 | B4-U0-G2 | |
| | 5Q | | 16,942 | 163 | B4-U0-G2 | 17,952 | 172 | B5-U0-G3 | 17,506 | 168 | B5-U0-G3 | |
| | 5QW | | 16,648 | 160 | B5-U0-G3 | 17,641 | 169 | B5-U0-G3 | 17,202 | 165 | B5-U0-G3 | |
| | AM | | 16,791 | 161 | B1-U0-G2 | 17,792 | 171 | B1-U0-G2 | 17,350 | 166 | B1-U0-G2 | |
| | WF | | 17,407 | 167 | B4-U0-G1 | 18,445 | 177 | B4-U0-G1 | 17,986 | 173 | B2-U0-G4 | |
| | LC/RC | | 14,326 | 138 | B2-U0-G4 | 15,179 | 146 | B2-U0-G4 | 14,802 | 142 | B4-U0-G1 | |
| 24L | 2 | 70 | 21,517 | 153 | B3-U0-G5 | 22,800 | 162 | B3-U0-G5 | 22,233 | 158 | B3-U0-G5 | 141 |
| | 3M | | 20,877 | 148 | B2-U0-G4 | 22,121 | 157 | B2-U0-G4 | 21,571 | 154 | B2-U0-G4 | |
| | 3W | | 19,465 | 138 | B3-U0-G5 | 20,624 | 147 | B3-U0-G5 | 20,112 | 143 | B3-U0-G5 | |
| | 4M | | 21,274 | 151 | B1-U0-G4 | 22,541 | 160 | B2-U0-G4 | 21,981 | 156 | B2-U0-G4 | |
| | 4F | | 20,186 | 143 | B2-U0-G5 | 21,389 | 152 | B2-U0-G5 | 20,858 | 148 | B2-U0-G5 | |
| | 4W | | 17,901 | 127 | B2-U0-G5 | 18,967 | 135 | B2-U0-G5 | 18,496 | 132 | B2-U0-G5 | |
| | FTM | | 20,156 | 143 | B1-U0-G4 | 21,357 | 152 | B1-U0-G4 | 20,827 | 148 | B1-U0-G4 | |
| | 5QN | | 23,177 | 164 | B4-U0-G2 | 24,559 | 175 | B4-U0-G2 | 23,948 | 170 | B4-U0-G2 | |
| | 5QM | | 23,073 | 164 | B5-U0-G3 | 24,448 | 174 | B5-U0-G3 | 23,841 | 170 | B5-U0-G3 | |
| | 5Q | | 22,572 | 160 | B5-U0-G3 | 23,917 | 170 | B5-U0-G3 | 23,322 | 166 | B5-U0-G3 | |
| | 5QW | | 22,179 | 157 | B5-U0-G3 | 23,502 | 167 | B5-U0-G4 | 22,918 | 163 | B5-U0-G3 | |
| | AM | | 22,370 | 159 | B1-U0-G2 | 23,703 | 169 | B1-U0-G2 | 23,114 | 165 | B1-U0-G2 | |
| | WF | | 23,191 | 164 | B4-U0-G1 | 24,573 | 175 | B4-U0-G1 | 23,962 | 171 | B3-U0-G4 | |
| | LC/RC | | 19,086 | 135 | B3-U0-G4 | 20,222 | 144 | B3-U0-G5 | 19,720 | 140 | B4-U0-G1 | |


©LSI Industries Inc. All Rights Reserved. Specifications and dimensions subject to industry standard tolerances. Specifications subject to change without notice.



### PERFORMANCE

Back to Quick Links

**Delivered Lumens (80 CRI)**

| Lumen Package | Distribution | CRI | 2700K CCT / 80 CRI | | | 3000K CCT / 80 CRI | | | 3500K CCT / 80 CRI | | | Wattage |
|---|---|---|---|---|---|---|---|---|---|---|---|---|
| | | | Delivered Lumens | Efficacy | BUG Rating | Delivered Lumens | Efficacy | BUG Rating | Delivered Lumens | Efficacy | BUG Rating | |
| 12L | 2 | 80 | 9,284 | 131 | B2-U0-G3 | 9,685 | 137 | B2-U0-G3 | 9,357 | 132 | B2-U0-G3 | 71 |
| | 3M | | 9,007 | 127 | B1-U0-G3 | 9,397 | 133 | B1-U0-G3 | 9,078 | 128 | B1-U0-G3 | |
| | 3W | | 8,398 | 119 | B2-U0-G3 | 8,761 | 124 | B2-U0-G3 | 8,464 | 120 | B2-U0-G3 | |
| | 4M | | 9,179 | 130 | B1-U0-G2 | 9,575 | 136 | B1-U0-G3 | 9,251 | 131 | B1-U0-G2 | |
| | 4F | | 8,710 | 123 | B1-U0-G3 | 9,086 | 129 | B1-U0-G3 | 8,778 | 124 | B1-U0-G3 | |
| | 4W | | 7,723 | 109 | B1-U0-G3 | 8,057 | 114 | B1-U0-G3 | 7,784 | 110 | B1-U0-G3 | |
| | FTM | | 8,697 | 123 | B1-U0-G3 | 9,072 | 128 | B1-U0-G3 | 8,765 | 124 | B1-U0-G3 | |
| | 5QN | | 10,000 | 142 | B3-U0-G1 | 10,432 | 148 | B3-U0-G1 | 10,079 | 143 | B3-U0-G1 | |
| | 5QM | | 9,955 | 141 | B4-U0-G2 | 10,385 | 147 | B4-U0-G2 | 10,033 | 142 | B4-U0-G2 | |
| | 5Q | | 9,739 | 138 | B4-U0-G2 | 10,159 | 144 | B4-U0-G2 | 9,815 | 139 | B4-U0-G2 | |
| | 5QW | | 9,570 | 135 | B4-U0-G2 | 9,983 | 141 | B4-U0-G2 | 9,645 | 137 | B4-U0-G2 | |
| | AM | | 9,652 | 137 | B1-U0-G2 | 10,069 | 143 | B1-U0-G2 | 9,727 | 138 | B1-U0-G2 | |
| | WF | | 10,006 | 142 | B3-U0-G1 | 10,438 | 148 | B3-U0-G1 | 10,084 | 143 | B3-U0-G1 | |
| | LC/RC | | 8,234 | 117 | B2-U0-G3 | 8,590 | 122 | B2-U0-G3 | 8,299 | 117 | B2-U0-G3 | |
| 18L | 2 | 80 | 13,702 | 131 | B2-U0-G4 | 14,294 | 137 | B2-U0-G4 | 13,809 | 132 | B2-U0-G4 | 104 |
| | 3M | | 13,294 | 127 | B1-U0-G3 | 13,868 | 133 | B1-U0-G3 | 13,398 | 128 | B1-U0-G3 | |
| | 3W | | 12,395 | 119 | B2-U0-G4 | 12,930 | 124 | B2-U0-G4 | 12,492 | 120 | B2-U0-G4 | |
| | 4M | | 13,547 | 130 | B1-U0-G3 | 14,132 | 136 | B1-U0-G3 | 13,653 | 131 | B1-U0-G3 | |
| | 4F | | 12,854 | 123 | B1-U0-G4 | 13,410 | 129 | B1-U0-G4 | 12,955 | 124 | B1-U0-G4 | |
| | 4W | | 11,399 | 109 | B1-U0-G4 | 11,891 | 114 | B1-U0-G4 | 11,488 | 110 | B1-U0-G4 | |
| | FTM | | 12,835 | 123 | B1-U0-G3 | 13,390 | 128 | B1-U0-G3 | 12,936 | 124 | B1-U0-G3 | |
| | 5QN | | 14,759 | 142 | B3-U0-G2 | 15,396 | 148 | B3-U0-G2 | 14,875 | 143 | B3-U0-G2 | |
| | 5QM | | 14,692 | 141 | B4-U0-G2 | 15,327 | 147 | B4-U0-G2 | 14,808 | 142 | B4-U0-G2 | |
| | 5Q | | 14,373 | 138 | B4-U0-G2 | 14,994 | 144 | B4-U0-G2 | 14,486 | 139 | B4-U0-G2 | |
| | 5QW | | 14,124 | 135 | B4-U0-G3 | 14,734 | 141 | B4-U0-G3 | 14,235 | 137 | B4-U0-G3 | |
| | AM | | 14,245 | 137 | B1-U0-G2 | 14,860 | 143 | B1-U0-G2 | 14,356 | 138 | B1-U0-G2 | |
| | WF | | 14,767 | 142 | B3-U0-G1 | 15,405 | 148 | B3-U0-G1 | 14,883 | 143 | B3-U0-G1 | |
| | LC/RC | | 12,153 | 117 | B2-U0-G3 | 12,678 | 122 | B2-U0-G3 | 12,248 | 117 | B2-U0-G3 | |
| 24L | 2 | 80 | 18,254 | 130 | B3-U0-G4 | 19,043 | 136 | B3-U0-G5 | 18,397 | 131 | B3-U0-G4 | 141 |
| | 3M | | 17,711 | 126 | B2-U0-G3 | 18,476 | 131 | B2-U0-G3 | 17,850 | 127 | B2-U0-G3 | |
| | 3W | | 16,513 | 118 | B3-U0-G5 | 17,226 | 123 | B3-U0-G5 | 16,642 | 118 | B3-U0-G5 | |
| | 4M | | 18,047 | 128 | B1-U0-G3 | 18,827 | 134 | B1-U0-G3 | 18,189 | 129 | B1-U0-G3 | |
| | 4F | | 17,125 | 122 | B2-U0-G5 | 17,865 | 127 | B2-U0-G5 | 17,259 | 123 | B2-U0-G5 | |
| | 4W | | 15,186 | 108 | B2-U0-G5 | 15,842 | 113 | B2-U0-G5 | 15,305 | 109 | B2-U0-G5 | |
| | FTM | | 17,099 | 122 | B1-U0-G3 | 17,838 | 127 | B1-U0-G3 | 17,234 | 123 | B1-U0-G3 | |
| | 5QN | | 19,662 | 140 | B4-U0-G2 | 20,512 | 146 | B4-U0-G2 | 19,817 | 141 | B4-U0-G2 | |
| | 5QM | | 19,574 | 139 | B5-U0-G3 | 20,419 | 145 | B5-U0-G3 | 19,728 | 140 | B5-U0-G3 | |
| | 5Q | | 19,149 | 136 | B5-U0-G3 | 19,976 | 142 | B5-U0-G3 | 19,299 | 137 | B5-U0-G3 | |
| | 5QW | | 18,816 | 134 | B5-U0-G3 | 19,629 | 140 | B5-U0-G3 | 18,964 | 135 | B5-U0-G3 | |
| | AM | | 18,977 | 135 | B1-U0-G2 | 19,797 | 141 | B1-U0-G2 | 19,126 | 136 | B1-U0-G2 | |
| | WF | | 19,674 | 140 | B4-U0-G1 | 20,524 | 146 | B4-U0-G1 | 19,828 | 141 | B4-U0-G1 | |
| | LC/RC | | 16,191 | 115 | B3-U0-G4 | 16,890 | 120 | B3-U0-G4 | 16,318 | 116 | B3-U0-G4 | |


©LSI Industries Inc. All Rights Reserved. Specifications and dimensions subject to industry standard tolerances. Specifications subject to change without notice.



### PRODUCT DIMENSIONS

Back to Quick Links

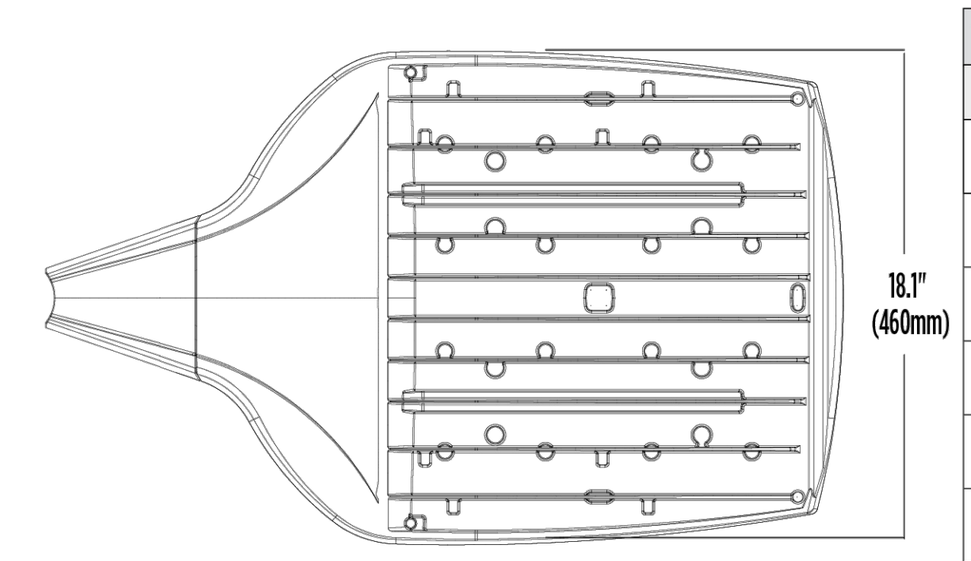


| Luminaire EPA Chart - SA Side Arm | | |
|---|---|---|
| Tilt Degree | | 0° |
| | Single | 0.7 |
| | D180° | 1.5 |
| | D90° | 1.5 |
| | T90° | 1.7 |
| | TN120° | 1.7 |
| | Q90° | 1.7 |

| Luminaire EPA Chart - UA Universal Adjustable Arm | | | | | | |
|---|---|---|---|---|---|---|
| Tilt Degree | | 0° | 15° | 30° | 45° | 60° |
| | Single | 0.9 | 1.2 | 1.9 | 2.6 | 3.1 |
| | D180° | 1.8 | 2.4 | 3.5 | 4.5 | 5.3 |
| | D90° | 1.7 | 2.4 | 3.5 | 4.5 | 5.3 |
| | T90° | 2.0 | 2.7 | 3.6 | 4.5 | 5.3 |
| | TN120° | 2.0 | 3.1 | 4.7 | 6.0 | 6.9 |
| | Q90° | 2.0 | 2.7 | 3.6 | 4.5 | 5.3 |

| Luminaire EPA Chart - MA Side Arm | | |
|---|---|---|
| Tilt Degree | | 0° |
| | Single | 0.7 |

| Luminaire EPA Chart - SF Adjustable Slip Fitter | | | | | | |
|---|---|---|---|---|---|---|
| Tilt Degree | | 0° | 15° | 30° | 45° | 60° |
| | Single | 0.8 | 1.4 | 1.9 | 2.6 | 3.1 |

**SA Universal Side Arm Mount**

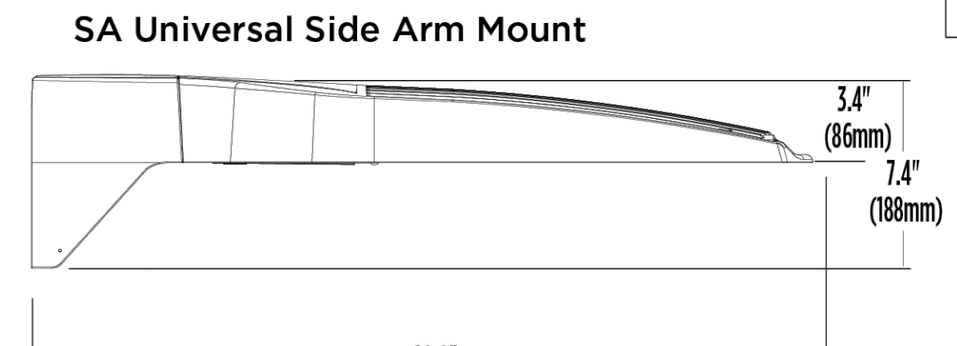


**SF Adjustable Slipfitter**

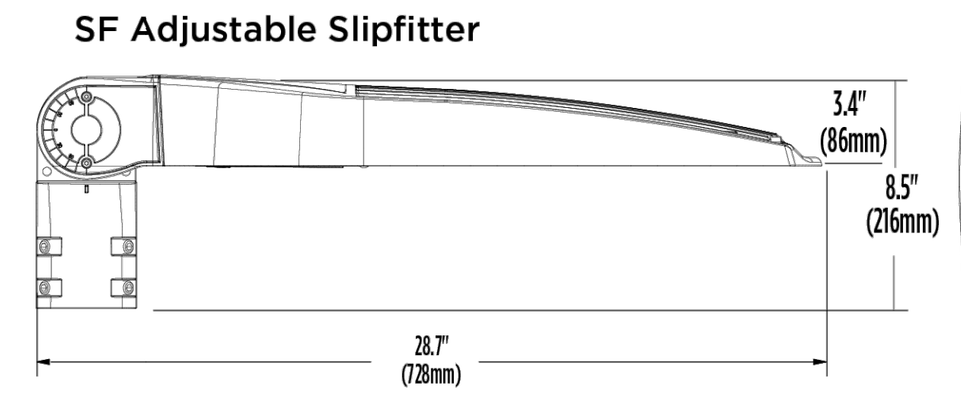


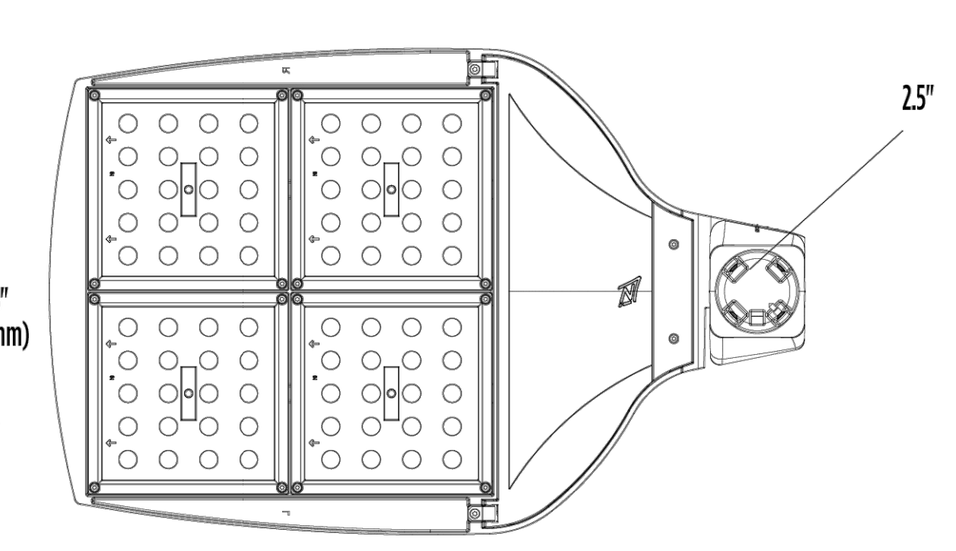


**UA Universal Adjustable Arm**

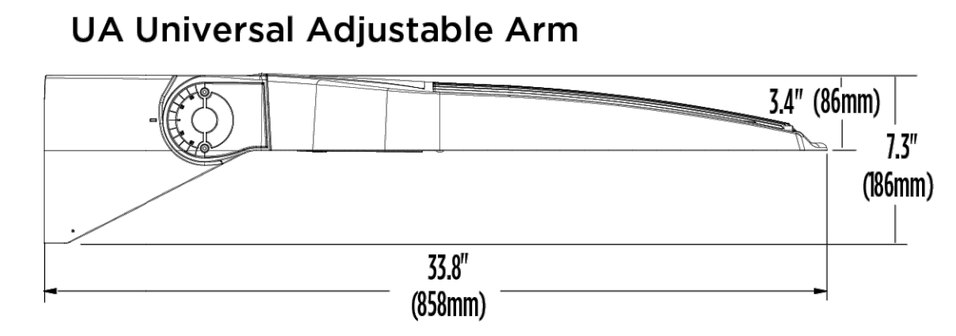


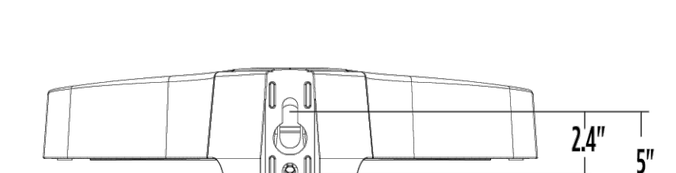


**MA Mast Arm**

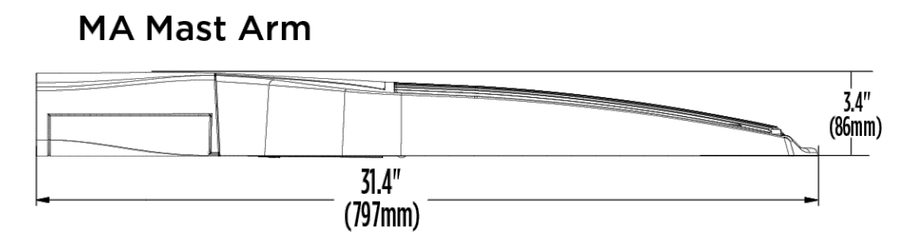


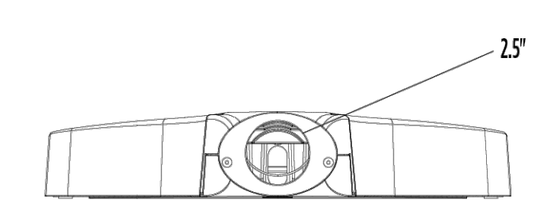



©LSI Industries Inc. All Rights Reserved. Specifications and dimensions subject to industry standard tolerances. Specifications subject to change without notice.



### EXTERNAL SHIELDING

Back to Quick Links

Field installable external shields are available in 1.5" and 3" depths for blocking visibility of the light sorce from any side of the luminaire (consult factory for custom shield sizes). For "house side" shielding we recommend using the integral shield option which provides effective spill light control and also block visability of the light source behind the luminaire. Due to the highly configurable nature of this product, IES files are not available for any external shield accessory configuration.

**Side or Front**

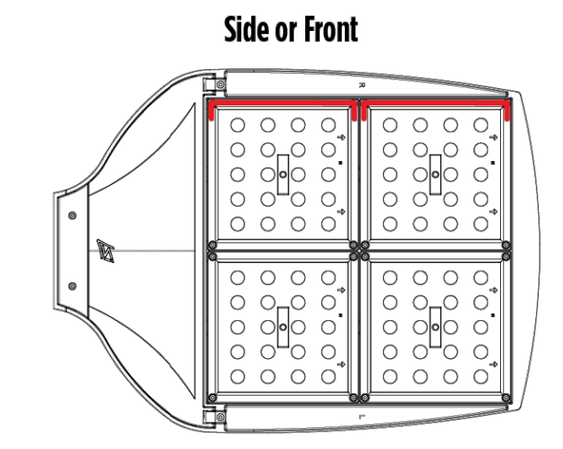

2 Shields per Luminiare

**Side and Front**

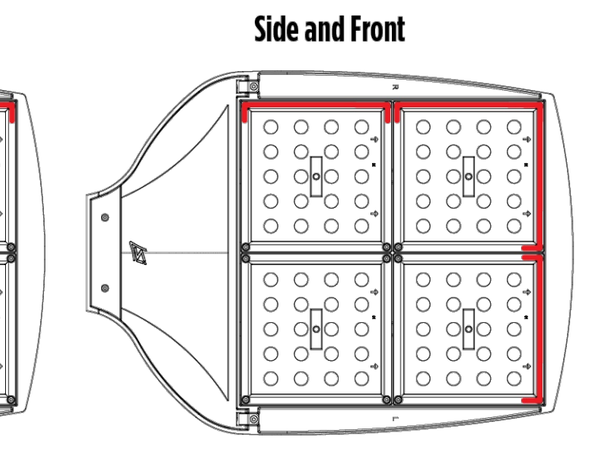

3 Shields per Luminiare

**Both Sides and Front**

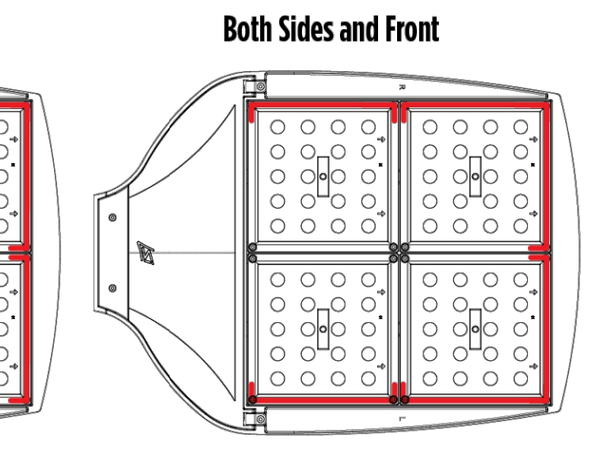

6 Shields per Luminiare

**360°**

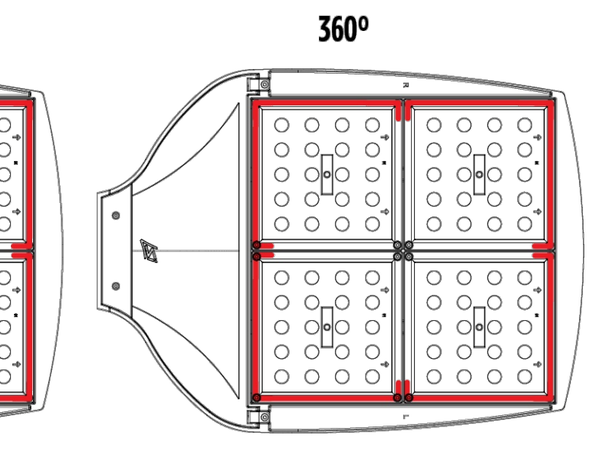

8 Shields per Luminiare

**Side or Front**

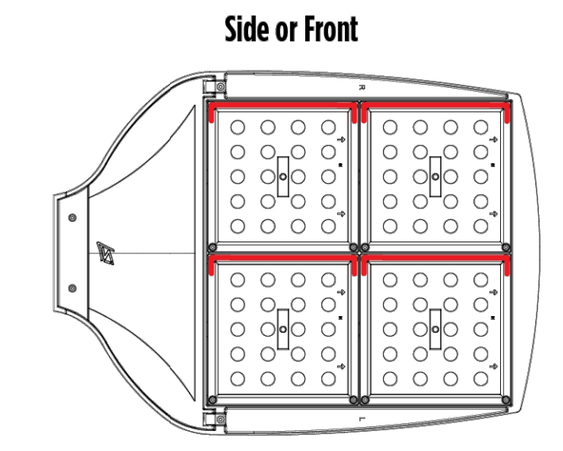

4 Shields per Luminiare

**Side and Front**

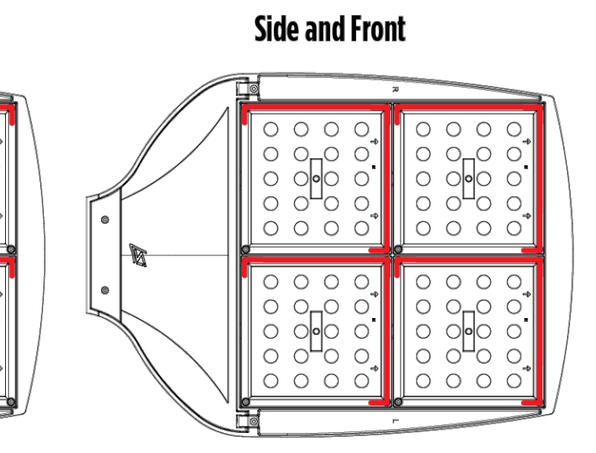

8 Shields per Luminiare

**Both Sides and Front**

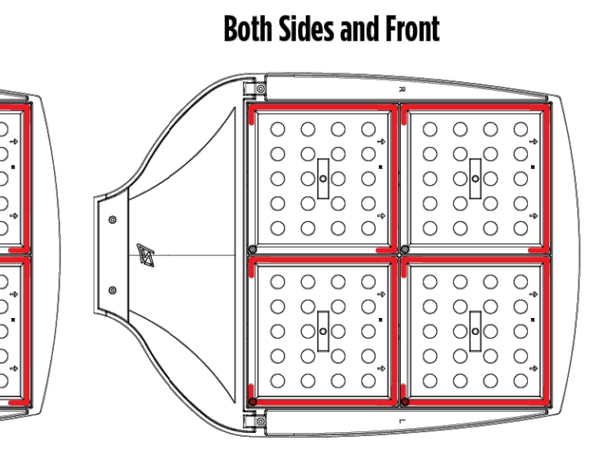

10 Shields per Luminiare

**360°**

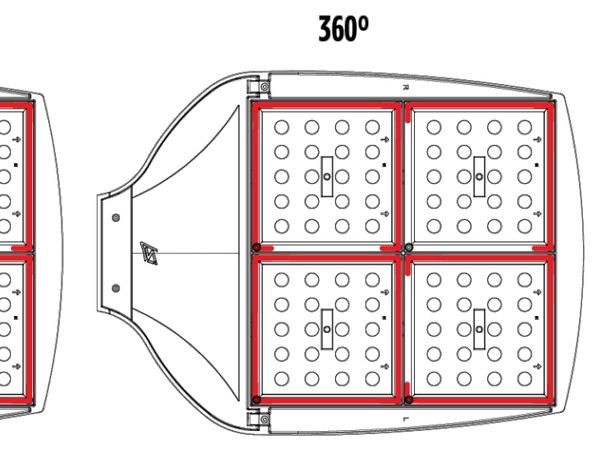

12 Shields per Luminiare


©LSI Industries Inc. All Rights Reserved. Specifications and dimensions subject to industry standard tolerances. Specifications subject to change without notice.

PCD FILE NO.: PPR________

| DRAWN BY: | CVW | JOB DATE: | 7/20/2026 |
|---|---|---|---|
| APPROVED: | RDL | JOB NUMBER: | 2403591 |
| CAD DATE: | 7/20/2026 | | |
| CAD FILE: | J:\2024\2403591\CAD\Dwgs\C\SDP\Photometrics Specifications | | |

BAR IS ONE INCH ON OFFICIAL DRAWINGS.
0 1"
IF NOT ONE INCH, ADJUST SCALE ACCORDINGLY.

| NO. | DATE | BY | REVISION DESCRIPTION |
|---|---|---|---|
| | | | |
| | | | |
| | | | |
| | | | |

HRGreen
HR GREEN - COLORADO SPRINGS
1975 RESEARCH PARKWAY SUITE 160
COLORADO SPRINGS, CO 80920
PHONE: 719.300.4140
FAX: 713.965.0044

CHURCH AT BENT GRASS MEADOWS
FAL REALTY, LLC.
FALCON, CO

SITE DEVELOPMENT PLAN
PHOTOMETRIC DETAILS

SHEET PH 16

HR GREEN Xrefs: xc-dsgn_2403591; xv-row_2403591; xref_Titleblock_2403591_SDP

LYON, RICHIE, 7/20/2026 12:29 PM

Catalog # : ____ Project : ____ Type : ____
Prepared By : ____ Date : ____

# V-Locity® Medium (VALM)

Outdoor LED Area Light



MADE IN THE USA · cULus LISTED · TITLE 24 COMPLIANT · DLC LISTED PREMIUM · RoHS COMPLIANT · IP66

| OVERVIEW | |
|---|---|
| Lumen Package | 12,000 - 54,000 |
| Wattage Range | 71 - 352 |
| Efficacy Range (LPW) | 95 - 176 |
| Weight lbs(kg) | 30 (13.6) |
| Control Options | IMSBT, ALB, ALS, 7-Pin, PCI |

## QUICK LINKS

Ordering Guide · Performance · Photometrics · Dimensions

## FEATURES & SPECIFICATIONS

### Construction

- Rugged die-cast aluminum housing contains factory prewired driver and optical units. Cast aluminum wiring access door located underneath.
- Self-contained optic, board and heat sink assembly can be rotated or replaced in the field.
- Fixtures are finished with LSI's DuraGrip® polyester powder coat finishing process. The DuraGrip finish withstands extreme weather changes without cracking or peeling. Other standard LSI finishes available. Consult factory.
- Shipping weight: TBD lbs in carton.

### Optical System

- State-of-the-Art acrylic optics delivers industry leading optical control with an integrated gasket to provide IP66 rated seal.
- Proprietary refractor optics available in 17 different distribution (types 2, 3M, 3W, 4M, 4W, 4F, FTM, 5, 5QS, 5QN, 5QM, 5Q, 5QW, AM, WF and LC/RC). See photometric section for details.
- Available in 5000K, 4000K, 3500K, 3000K and 2700K color temperatures per ANSI C78.377 as well as phosphor converted amber.
- Minimum CRI of 80 (optional 70 CRI for 5000K, 4000K, and 3000K).
- Factory or field installable integral shielding available for enhanced spill light control.
- Zero Uplight (excludes adjustable arms).

### Electrical

- High-performance driver features over-voltage, under voltage, short-circuit and over temperature protection.
- 0-10 volt dimming (10% - 100%) standard, must specify EXT option for dimming leads to be extended to fixture exterior.
- Standard Universal Voltage (120-277 VAC) Input 50/60 Hz or optional High Voltage (347-480 VAC).
- Operating temperature: -40°C to +50°C (-40°F to +122°F).
- L70 Calculated Life: >60k Hours
- Total harmonic distortion: <20%
- Power factor: >.90
- Input power stays constant over life.
- Field replaceable 10kV surge protection device meets a minimum Category C Low operation (per ANSI/IEEE C62.41.2).
- High-efficacy LEDs mounted to metal-core circuit board to maximize heat dissipation
- Driver is fully encased in potting material for moisture resistance and complies with FCC standards. Driver and key electronic components can easily be accessed.

### Controls

- Optional integral passive infrared Bluetooth™ motion and photocell sensor. Fixtures operate independently and can be commissioned via iOS or Android configuration app.
- LSI's AirLink™ wireless control system options reduce energy and maintenance costs while optimizing light quality 24/7.

### Installation

- REDiMount pole mount arm allows for a true one person installation.
- Side arm pole mount designed to mount to square or round poles.
- Pole mount arms can accommodate pole drill patterns from 2.4 to 5" on center and utilize LSI's reduced B3 or traditional B5 drill patterns.
- Additional mounting options are available including a mast arm or adjustable slip fitter that allow for luminaire attachment to a 2 3/8" tenon or mast arm.
- Adjustable arms allow for 65° of tilt (-5° below horizontal to +60° above horizontal) in 5° increments.

### Warranty

- LSI luminaires carry a 5-year limited warranty. Refer to https://www.lsicorp.com/resources/terms-conditions-warranty/ for more information.

### Listings

- Listed to UL 1598 and UL 8750.
- Meets Buy American Act requirements.
- DarkSky approved with 3000K or warmer color temperature selection and fixed mounting arms / non-adjustable brackets..
- Title 24 Compliant; see local ordinance for qualification information.
- Suitable for wet locations.
- IP66 rated Luminaire per IEC 60598-1.
- 3G rated for ANSI C136.31 high vibration applications are qualified.


©LSI Industries Inc. All Rights Reserved. Specifications and dimensions subject to industry standard tolerances. Specifications subject to change without notice.



## ORDERING GUIDE

Back to Quick Links

TYPICAL ORDER EXAMPLE: VALM 42L 4W UNV 40K8 BLK SA ALBMR2 IS

| Prefix | Lumen Package | Distribution | Orientation[2] | Voltage | Color Temp /Rendering | Finish |
|---|---|---|---|---|---|---|
| VALM - V-Locity Area Light Medium | 12L - 12,000 lms, 71W<br>18L - 18,000 lms, 104W<br>24L - 24,000 lms, 141W<br>30L - 30,000 lms, 180W<br>36L - 36,000 lms, 223W<br>42L - 42,000 lms, 261W<br>48L - 48,000 lms, 307W<br>54L - 54,000 lms, 352W<br>Custom Lumen Packages[1] | 2 - Type 2<br>3M - Type 3 Medium<br>3W - Type 3 Wide<br>4M - Type 4 Medium<br>4F - Type 4 Forward<br>4W - Type 4 Wide<br>FTM - Forward Throw Medium<br>5 - Type 5<br>5QS - Type 5 Square Short<br>5QN - Type 5 Square Narrow<br>5QM - Type 5 Square Medium<br>5Q - Type 5 Square<br>5QW - Type 5 Square Wide<br>AM - Automotive Merchandise<br>WF - 6x6 Wide Flood<br>LC - Left Corner<br>RC - Right Corner | (Blank) - Standard<br>L - Optics rotated left 90°<br>R - Optics rotated right 90° | UNV - Universal Voltage (120-277V)<br>HV - High Voltage (347-480V) | 50K7 - 5000 CCT - 70 CRI<br>50K8 - 5000 CCT - 80 CRI<br>40K7 - 4000 CCT - 70 CRI<br>40K8 - 4000 CCT - 80 CRI<br>35K8 - 3500 CCT - 80 CRI<br>*DarkSky Approved CCT's*<br>30K7 - 3000 CCT - 70 CRI<br>30K8 - 3000 CCT - 80 CRI<br>27K8 - 2700 CCT - 80 CRI | BLK - Black<br>BRZ - Dark Bronze<br>GMG - Gun Metal Gray<br>GPT - Graphite<br>MSV - Metallic Silver<br>PLP - Platinum Plus<br>SVG - Satin Verde Green<br>WHT - White |

| Mounting | Controls (Choose One) | Options |
|---|---|---|
| SA - Universal Side Arm Pole Mount<br>SF - Adjustable Slip Fitter<br>UA - Universal Adjustable Pole Mount Arm<br>MA - Mast Arm | (Blank) - None<br>**Wireless Controls System**<br>ALSC - AirLink Synapse Control System<br>ALSCS2 - AirLink Synapse Control System with 12-20' MH Motion Sensor<br>ALSCS4 - AirLink Synapse Control System with 20-40' MH Motion Sensor<br>ALBMR1LR - AirLink Blue Long Range Wireless Multi-Range Sensor Controller (8-15' MH)[4]<br>ALBMR2LR - AirLink Blue Long Range Wireless Multi-Range Sensor Controller (16-40' MH)[4]<br>**Stand-Alone Controls**<br>EXT - 0-10v Dimming leads extended to housing exterior<br>CR7P - 7 Pin Control Receptacle ANSI C136.41[3]<br>IMSBT1L - Integral Bluetooth™ Motion and Photocell Sensor (8-24' MH)[4]<br>IMSBT2L - Integral Bluetooth™ Motion and Photocell Sensor (25-40' MH)[4]<br>PCIU - 120-277 Button Photocell<br>PCI347 - 347V Button Photocell | IS - Integral Shield[2]<br>TE - Tooless Entry (Mast Arm Only) |

**Need more information?** Click here for our glossary

**Have additional questions?** Call us at (800) 436-7800

### Accessory Ordering Information[5]

| CONTROLS ACCESSORIES | |
|---|---|
| Description | Order Number |
| Twist Lock Photocell (120V) for use with CR7P | 122514 |
| Twist Lock Photocell (208-277) for use with CR7P | 122515 |
| Twist Lock Photocell (347V) for use with CR7P | 122516 |
| Twist Lock Photocell (480V) for use with CR7P | 1225180 |
| AirLink 5 Pin Twist Lock Controller | 661409 |
| AirLink 7 Pin Twist Lock Controller | 661410 |
| Shorting Cap for use with CR7P | 149328 |

| FUSING OPTIONS[7] | |
|---|---|
| Description | Order Number |
| Single Fusing (120V) | See Fusing Accessory Guide |
| Single Fusing (277V) | |
| Double Fusing (208V, 240V) | |
| Double Fusing (480V) | |
| Double Fusing (347V) | |

| EXTERNAL SHIELDING OPTIONS | |
|---|---|
| Description | Order Number |
| 1.5" External Shield | See Shielding Guide |
| 3" External Shield | |

1. Custom lumen and wattage packages available, consult factory. Values are within industry standard tolerances but not DLC listed.
2. Leave blank for type 5, corner, and wide flood distributions.
3. Control device or shorting cap must be ordered separately. See Accessory Ordering Information.
4. IMSBTxL not available for 36L-54L configurations. Motion sensors are field configurable via the LSI app that can be downloaded from your smartphone's native app store.
5. Accessories are shipped separately and field installed.
6. "CLR" denotes finish. See Finish options.
7. Fusing must be located in hand hole of pole. See Fusing Accessory Guide for compatibility.


©LSI Industries Inc. All Rights Reserved. Specifications and dimensions subject to industry standard tolerances. Specifications subject to change without notice.



## ACCESSORIES

Back to Quick Links

| MOUNTING ACCESSORIES | | |
|---|---|---|
| Side Arm | **Bullhorn Bracket**<br>Mounts onto a 2" (51mm) IP, 2.375" (60mm) O.D. tenon and allows for mounting up to 4 adjustable slip fitter mount luminaires<br>**Part Number: BKS PTB 2 CLR / BKS PTB 12 CLR (2 Luminaires)**<br>**Part Number: BKS PTB 3-30 CLR / BKS PTB 13-30 CLR (3 Luminaires)**<br>**Part Number: BKS PTB 4 CLR / BKS PTB 14 CLR (4 Luminaires)** | 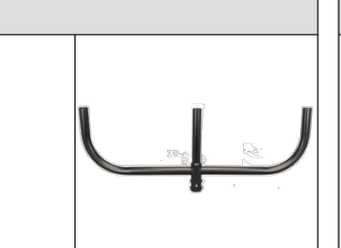 |
| Side Arm | **Flood Wall Mount Bracket**<br>Mounts onto vertical wall surface (hardware/anchors not included)<br>**Part Number: BKS FMW 5 CLR (5" Straight Version)**<br>**Part Number: BKS FMW 18 CLR (18" Curved Version)** |  |
| Side Arm | **Bolt on Side Tenon Mount**<br>Bolt on Side Tenon Mount<br>**Part Number: BKSFBO 5 CLR (5" Straight Version)**<br>**Part Number: BKSFBO 18 CLR (18" Curved Version)**<br>**Part Number: BKSFBO 30 CLR (30" Dual Tenon Version)** |  |
| Tenon / Slipfitter | **Square Tenon Top**<br>Allows to seamlessly integrate LSI luminaires to open top 4", 5" or 6" square poles with 11 ga. Or 7 ga. wall thickness<br>**Part Number: BKA ISF10 _SQ CLR** | |
| Tenon / Slipfitter | **Square Tenon Top**<br>Mounts onto a 2" (51mm) IP, 2.375" (60mm) O.D. tenon and allows for mounting up to 4 luminaires<br>**Part Number: BKA XNM *** | |
| Tenon / Slipfitter | **Square Internal Slipfitter**<br>Mounts inside 4" or 5" square pole and allows for mounting up to 4 lumianires<br>**Part Number: BKA X_ISF * CLR** | |
| Wall Mount/ Wood Pole | **Wall Mount Bracket**<br>Mounts onto vertical wall surface ( hardware/anchors not included)<br>**Part Number: BKS XBO WM CLR** | |
| Wall Mount/ Wood Pole | **Wood Pole Bracket**<br>Mounts onto wooden poles (6" minimum OD, hardware/anchors not inlcuded)<br>**Part Number: BKS XBO WP CLR** |  |

| SHIELDING, POLES & MISC. ACCESSORIES | | |
|---|---|---|
| Shielding | **Integral Shield for Asymmetric Distributions**<br>Field Install Integral shield provides maximum backlight control by shielding each individual row of LEDS with minimal impact on Street/front side distribution (includes 4 shields)<br>**Part Number: 839728** | |
| Shielding | **Integral Shield for Left and Right Corner Distributions**<br>Field install integral shield provides cutoff from two sides for maximum spill light control when utilizing LC or RC corner distributions (includes 4 shields)<br>**Part Number: TBD** | |
| Shielding | **External Shield**<br>External shield blocks view of light source from anyside of luminaire, additional shielding configurations available<br>**Part Number: 835696 (1.5") / 835694 (3")** | |
| Poles | **Square Poles**<br>14 - 39' steel and aluminum poles in 4", 5" and 6" sizes for retrofit and new construction<br>**Part Number: 4SQ/5SQ/6SQ** | 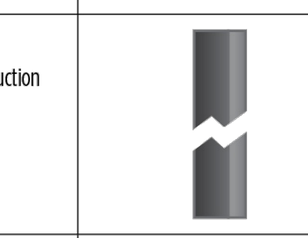 |
| Poles | **Round Poles**<br>10 - 30' steel and aluminum poles in 4" and 5" sizes for retrofit and new construction<br>**Part Number: 4RP/5RP** | 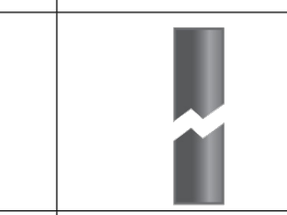 |
| Poles | **Tapered Poles**<br>20' - 39' steel and aluminum poles for retrofit and new construction<br>**Part Number: RTP** |  |
| Misc. | **Bird Spikes**<br>10' linear bird spike (3' recommended per luminaire) silcone adhesive (covers approximately 25' linear fee of bird spike) and application tool<br>**Spike Part Number: 751631**<br>**Adhesive Part Number: 751632**<br>**Caulk Gun Part Number: 751636** | 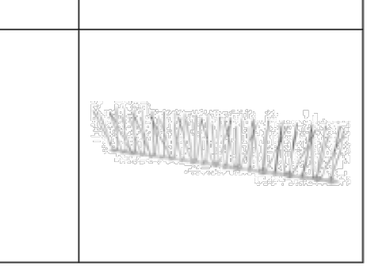 |

1 Replace CLR with paint finish description
2 Repleace XX with SQ for square pole or RD for round pole (≥3" OD)
3 Replace * with S (Single), D180 (Double @180°), D90 (Double @90°), T90 (Triple), Q90 (Quad)
4 Replace _ with 4 (4" square pole) or 5 (5" square pole)

## OPTICS ROTATION

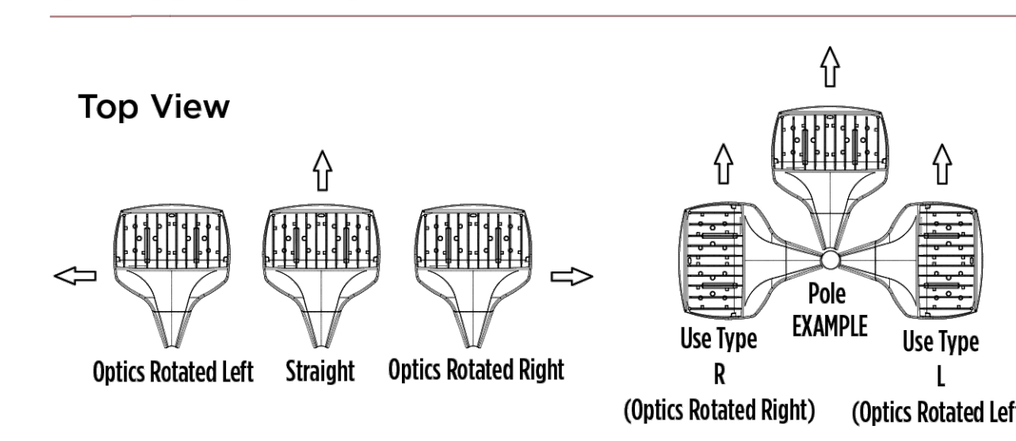


## ACCESSORIES/OPTIONS

### Integral Louver (IS)

Integral Shield (IS) available for improved backlight control without sacrificing Streett side performance. LSI's Integral Shield (IS) option delivers backlight control that significantly reduces spill light behind the pole for applications with pole locations close to adjacent properties. The design maximizes forward reflected light while reducing glare, maintaining the optical distribution selected, and most importantly eliminating light trespass. Shields rotate with the optical distribution.

Integral Shield (IS)




Luminaire Shown with AirLink Blue Sensor Option

### 7 Pin Photoelectric Control

7-pin ANSI C136.41-2013 control receptacle option available for twist lock photocontrols or wireless control modules. Control accessories sold separately. Dimming leads from the receptacle will be connected to the driver dimming leads (Consult factory for alternate wiring).

Luminaire Shown with CR7P

©LSI Industries Inc. All Rights Reserved. Specifications and dimensions subject to industry standard tolerances. Specifications subject to change without notice.



## PERFORMANCE

Back to Quick Links

Delivered Lumens (70 CRI)

| Lumen Package | Distribution | CRI | 3000K CCT / 70 CRI | | | 4000K CCT / 70 CRI | | | 5000K CCT / 70 CRI | | | Wattage |
|---|---|---|---|---|---|---|---|---|---|---|---|---|
| | | | Delivered Lumens | Efficacy | BUG Rating | Delivered Lumens | Efficacy | BUG Rating | Delivered Lumens | Efficacy | BUG Rating | |
| 12L | 2 | 70 | 10,943 | 154 | B2-U0-G3 | 11,596 | 164 | B2-U0-G3 | 11,308 | 160 | B2-U0-G3 | 71 |
| | 3M | | 10,618 | 150 | B1-U0-G3 | 11,250 | 159 | B1-U0-G3 | 10,971 | 155 | B1-U0-G3 | |
| | 3W | | 9,900 | 139 | B2-U0-G4 | 10,489 | 148 | B2-U0-G4 | 10,229 | 145 | B2-U0-G4 | |
| | 4M | | 10,820 | 152 | B1-U0-G3 | 11,464 | 162 | B1-U0-G3 | 11,179 | 158 | B1-U0-G3 | |
| | 4F | | 10,267 | 145 | B1-U0-G3 | 10,878 | 154 | B1-U0-G4 | 10,608 | 150 | B1-U0-G3 | |
| | 4W | | 9,104 | 128 | B1-U0-G3 | 9,647 | 137 | B1-U0-G3 | 9,407 | 133 | B1-U0-G3 | |
| | FTM | | 10,251 | 144 | B1-U0-G3 | 10,862 | 154 | B1-U0-G3 | 10,592 | 150 | B1-U0-G3 | |
| | 5QN | | 11,788 | 166 | B3-U0-G1 | 12,490 | 177 | B3-U0-G1 | 12,180 | 172 | B3-U0-G1 | |
| | 5QM | | 11,735 | 165 | B4-U0-G2 | 12,434 | 176 | B4-U0-G2 | 12,125 | 172 | B4-U0-G2 | |
| | 5Q | | 11,479 | 162 | B4-U0-G2 | 12,164 | 172 | B4-U0-G2 | 11,862 | 168 | B4-U0-G2 | |
| | 5QW | | 11,281 | 159 | B4-U0-G3 | 11,953 | 169 | B4-U0-G3 | 11,656 | 165 | B4-U0-G3 | |
| | AM | | 11,377 | 160 | B1-U0-G2 | 12,055 | 171 | B1-U0-G2 | 11,755 | 166 | B1-U0-G2 | |
| | WF | | 11,795 | 166 | B3-U0-G1 | 12,497 | 177 | B2-U0-G3 | 12,187 | 173 | B3-U0-G1 | |
| | LC/RC | | 9,707 | 137 | B2-U0-G3 | 10,285 | 146 | B3-U0-G1 | 10,029 | 142 | B2-U0-G3 | |
| 18L | 2 | 70 | 16,151 | 155 | B2-U0-G4 | 17,114 | 164 | B3-U0-G4 | 16,688 | 160 | B3-U0-G4 | 104 |
| | 3M | | 15,671 | 151 | B2-U0-G3 | 16,604 | 159 | B2-U0-G3 | 16,192 | 155 | B2-U0-G3 | |
| | 3W | | 14,610 | 140 | B2-U0-G5 | 15,481 | 148 | B3-U0-G5 | 15,096 | 145 | B3-U0-G5 | |
| | 4M | | 15,968 | 154 | B1-U0-G3 | 16,920 | 162 | B1-U0-G3 | 16,500 | 158 | B1-U0-G3 | |
| | 4F | | 15,152 | 146 | B2-U0-G4 | 16,055 | 154 | B2-U0-G4 | 15,656 | 150 | B2-U0-G4 | |
| | 4W | | 13,437 | 129 | B2-U0-G4 | 14,237 | 137 | B2-U0-G4 | 13,883 | 133 | B2-U0-G4 | |
| | FTM | | 15,130 | 145 | B1-U0-G3 | 16,031 | 154 | B1-U0-G3 | 15,633 | 150 | B1-U0-G3 | |
| | 5QN | | 17,398 | 167 | B3-U0-G2 | 18,434 | 177 | B4-U0-G2 | 17,976 | 172 | B3-U0-G2 | |
| | 5QM | | 17,319 | 167 | B4-U0-G2 | 18,351 | 176 | B4-U0-G2 | 17,895 | 172 | B4-U0-G2 | |
| | 5Q | | 16,942 | 163 | B4-U0-G2 | 17,952 | 172 | B5-U0-G3 | 17,506 | 168 | B5-U0-G3 | |
| | 5QW | | 16,648 | 160 | B5-U0-G3 | 17,641 | 169 | B5-U0-G3 | 17,202 | 165 | B5-U0-G3 | |
| | AM | | 16,791 | 161 | B1-U0-G2 | 17,792 | 171 | B1-U0-G2 | 17,350 | 166 | B1-U0-G2 | |
| | WF | | 17,407 | 167 | B4-U0-G1 | 18,445 | 177 | B4-U0-G1 | 17,986 | 173 | B2-U0-G4 | |
| | LC/RC | | 14,326 | 138 | B2-U0-G4 | 15,179 | 146 | B2-U0-G4 | 14,802 | 142 | B4-U0-G1 | |
| 24L | 2 | 70 | 21,517 | 153 | B3-U0-G5 | 22,800 | 162 | B3-U0-G5 | 22,233 | 158 | B3-U0-G5 | 141 |
| | 3M | | 20,877 | 148 | B2-U0-G4 | 22,121 | 157 | B2-U0-G4 | 21,571 | 154 | B2-U0-G4 | |
| | 3W | | 19,465 | 138 | B3-U0-G5 | 20,624 | 147 | B3-U0-G5 | 20,112 | 143 | B3-U0-G5 | |
| | 4M | | 21,274 | 151 | B1-U0-G4 | 22,541 | 160 | B2-U0-G4 | 21,981 | 156 | B2-U0-G4 | |
| | 4F | | 20,186 | 143 | B2-U0-G5 | 21,389 | 152 | B2-U0-G5 | 20,858 | 148 | B2-U0-G5 | |
| | 4W | | 17,901 | 127 | B2-U0-G5 | 18,967 | 135 | B2-U0-G5 | 18,496 | 132 | B2-U0-G5 | |
| | FTM | | 20,156 | 143 | B1-U0-G4 | 21,357 | 152 | B1-U0-G4 | 20,827 | 148 | B1-U0-G4 | |
| | 5QN | | 23,177 | 164 | B4-U0-G2 | 24,559 | 175 | B4-U0-G2 | 23,948 | 170 | B4-U0-G2 | |
| | 5QM | | 23,073 | 164 | B5-U0-G3 | 24,448 | 174 | B5-U0-G3 | 23,841 | 170 | B5-U0-G3 | |
| | 5Q | | 22,572 | 160 | B5-U0-G3 | 23,917 | 170 | B5-U0-G3 | 23,322 | 166 | B5-U0-G3 | |
| | 5QW | | 22,179 | 157 | B5-U0-G3 | 23,502 | 167 | B5-U0-G4 | 22,918 | 163 | B5-U0-G3 | |
| | AM | | 22,370 | 159 | B1-U0-G2 | 23,703 | 169 | B1-U0-G2 | 23,114 | 165 | B1-U0-G2 | |
| | WF | | 23,191 | 164 | B4-U0-G1 | 24,573 | 175 | B4-U0-G1 | 23,962 | 171 | B3-U0-G4 | |
| | LC/RC | | 19,086 | 135 | B3-U0-G4 | 20,222 | 144 | B3-U0-G5 | 19,720 | 140 | B4-U0-G1 | |


©LSI Industries Inc. All Rights Reserved. Specifications and dimensions subject to industry standard tolerances. Specifications subject to change without notice.



## PERFORMANCE

Back to Quick Links

Delivered Lumens (80 CRI)

| Lumen Package | Distribution | CRI | 2700K CCT / 80 CRI | | | 3000K CCT / 80 CRI | | | 3500K CCT / 80 CRI | | | Wattage |
|---|---|---|---|---|---|---|---|---|---|---|---|---|
| | | | Delivered Lumens | Efficacy | BUG Rating | Delivered Lumens | Efficacy | BUG Rating | Delivered Lumens | Efficacy | BUG Rating | |
| 12L | 2 | 80 | 9,284 | 131 | B2-U0-G3 | 9,685 | 137 | B2-U0-G3 | 9,357 | 132 | B2-U0-G3 | 71 |
| | 3M | | 9,007 | 127 | B1-U0-G3 | 9,397 | 133 | B1-U0-G3 | 9,078 | 128 | B1-U0-G3 | |
| | 3W | | 8,398 | 119 | B2-U0-G3 | 8,761 | 124 | B2-U0-G3 | 8,464 | 120 | B2-U0-G3 | |
| | 4M | | 9,179 | 130 | B1-U0-G2 | 9,575 | 136 | B1-U0-G3 | 9,251 | 131 | B1-U0-G2 | |
| | 4F | | 8,710 | 123 | B1-U0-G3 | 9,086 | 129 | B1-U0-G3 | 8,778 | 124 | B1-U0-G3 | |
| | 4W | | 7,723 | 109 | B1-U0-G3 | 8,057 | 114 | B1-U0-G3 | 7,784 | 110 | B1-U0-G3 | |
| | FTM | | 8,697 | 123 | B1-U0-G3 | 9,072 | 128 | B1-U0-G3 | 8,765 | 124 | B1-U0-G3 | |
| | 5QN | | 10,000 | 142 | B3-U0-G1 | 10,432 | 148 | B3-U0-G1 | 10,079 | 143 | B3-U0-G1 | |
| | 5QM | | 9,955 | 141 | B4-U0-G2 | 10,385 | 147 | B4-U0-G2 | 10,033 | 142 | B4-U0-G2 | |
| | 5Q | | 9,739 | 138 | B4-U0-G2 | 10,159 | 144 | B4-U0-G2 | 9,815 | 139 | B4-U0-G2 | |
| | 5QW | | 9,570 | 135 | B4-U0-G2 | 9,983 | 141 | B4-U0-G2 | 9,645 | 137 | B4-U0-G2 | |
| | AM | | 9,652 | 137 | B1-U0-G2 | 10,069 | 143 | B1-U0-G2 | 9,727 | 138 | B1-U0-G2 | |
| | WF | | 10,006 | 142 | B3-U0-G1 | 10,438 | 148 | B3-U0-G1 | 10,084 | 143 | B3-U0-G1 | |
| | LC/RC | | 8,234 | 117 | B2-U0-G3 | 8,590 | 122 | B2-U0-G3 | 8,299 | 117 | B2-U0-G3 | |
| 18L | 2 | 80 | 13,702 | 131 | B2-U0-G4 | 14,294 | 137 | B2-U0-G4 | 13,809 | 132 | B2-U0-G4 | 104 |
| | 3M | | 13,294 | 127 | B1-U0-G3 | 13,868 | 133 | B1-U0-G3 | 13,398 | 128 | B1-U0-G3 | |
| | 3W | | 12,395 | 119 | B2-U0-G4 | 12,930 | 124 | B2-U0-G4 | 12,492 | 120 | B2-U0-G4 | |
| | 4M | | 13,547 | 130 | B1-U0-G3 | 14,132 | 136 | B1-U0-G3 | 13,653 | 131 | B1-U0-G3 | |
| | 4F | | 12,854 | 123 | B1-U0-G4 | 13,410 | 129 | B1-U0-G4 | 12,955 | 124 | B1-U0-G4 | |
| | 4W | | 11,399 | 109 | B1-U0-G4 | 11,891 | 114 | B1-U0-G4 | 11,488 | 110 | B1-U0-G4 | |
| | FTM | | 12,835 | 123 | B1-U0-G3 | 13,390 | 128 | B1-U0-G3 | 12,936 | 124 | B1-U0-G3 | |
| | 5QN | | 14,759 | 142 | B3-U0-G2 | 15,396 | 148 | B3-U0-G2 | 14,875 | 143 | B3-U0-G2 | |
| | 5QM | | 14,692 | 141 | B4-U0-G2 | 15,327 | 147 | B4-U0-G2 | 14,808 | 142 | B4-U0-G2 | |
| | 5Q | | 14,373 | 138 | B4-U0-G2 | 14,994 | 144 | B4-U0-G2 | 14,486 | 139 | B4-U0-G2 | |
| | 5QW | | 14,124 | 135 | B4-U0-G3 | 14,734 | 141 | B4-U0-G3 | 14,235 | 137 | B4-U0-G3 | |
| | AM | | 14,245 | 137 | B1-U0-G2 | 14,860 | 143 | B1-U0-G2 | 14,356 | 138 | B1-U0-G2 | |
| | WF | | 14,767 | 142 | B3-U0-G1 | 15,405 | 148 | B3-U0-G1 | 14,883 | 143 | B3-U0-G1 | |
| | LC/RC | | 12,153 | 117 | B2-U0-G3 | 12,678 | 122 | B2-U0-G3 | 12,248 | 117 | B2-U0-G3 | |
| 24L | 2 | 80 | 18,254 | 130 | B3-U0-G4 | 19,043 | 136 | B3-U0-G5 | 18,397 | 131 | B3-U0-G4 | 141 |
| | 3M | | 17,711 | 126 | B2-U0-G3 | 18,476 | 131 | B2-U0-G3 | 17,850 | 127 | B2-U0-G3 | |
| | 3W | | 16,513 | 118 | B3-U0-G5 | 17,226 | 123 | B3-U0-G5 | 16,642 | 118 | B3-U0-G5 | |
| | 4M | | 18,047 | 128 | B1-U0-G3 | 18,827 | 134 | B1-U0-G3 | 18,189 | 129 | B1-U0-G3 | |
| | 4F | | 17,125 | 122 | B2-U0-G5 | 17,865 | 127 | B2-U0-G5 | 17,259 | 123 | B2-U0-G5 | |
| | 4W | | 15,186 | 108 | B2-U0-G5 | 15,842 | 113 | B2-U0-G5 | 15,305 | 109 | B2-U0-G5 | |
| | FTM | | 17,099 | 122 | B1-U0-G3 | 17,838 | 127 | B1-U0-G3 | 17,234 | 123 | B1-U0-G3 | |
| | 5QN | | 19,662 | 140 | B4-U0-G2 | 20,512 | 146 | B4-U0-G2 | 19,817 | 141 | B4-U0-G2 | |
| | 5QM | | 19,574 | 139 | B5-U0-G3 | 20,419 | 145 | B5-U0-G3 | 19,728 | 140 | B5-U0-G3 | |
| | 5Q | | 19,149 | 136 | B5-U0-G3 | 19,976 | 142 | B5-U0-G3 | 19,299 | 137 | B5-U0-G3 | |
| | 5QW | | 18,816 | 134 | B5-U0-G3 | 19,629 | 140 | B5-U0-G3 | 18,964 | 135 | B5-U0-G3 | |
| | AM | | 18,977 | 135 | B1-U0-G2 | 19,797 | 141 | B1-U0-G2 | 19,126 | 136 | B1-U0-G2 | |
| | WF | | 19,674 | 140 | B4-U0-G1 | 20,524 | 146 | B4-U0-G1 | 19,828 | 141 | B4-U0-G1 | |
| | LC/RC | | 16,191 | 115 | B3-U0-G4 | 16,890 | 120 | B3-U0-G4 | 16,318 | 116 | B3-U0-G4 | |


©LSI Industries Inc. All Rights Reserved. Specifications and dimensions subject to industry standard tolerances. Specifications subject to change without notice.



## PERFORMANCE

Back to Quick Links

Delivered Lumens (80 CRI)

| Lumen Package | Distribution | CRI | 4000K CCT / 80 CRI | | | 5000K CCT / 80 CRI | | | Wattage |
|---|---|---|---|---|---|---|---|---|---|
| | | | Delivered Lumens | Efficacy | BUG Rating | Delivered Lumens | Efficacy | BUG Rating | |
| 12L | 2 | 80 | 9,983 | 141 | B2-U0-G3 | 9,930 | 141 | B2-U0-G3 | 71 |
| | 3M | | 9,686 | 137 | B1-U0-G3 | 9,634 | 136 | B1-U0-G3 | |
| | 3W | | 9,030 | 128 | B2-U0-G3 | 8,983 | 127 | B2-U0-G3 | |
| | 4M | | 9,870 | 140 | B1-U0-G3 | 9,818 | 139 | B1-U0-G3 | |
| | 4F | | 9,365 | 133 | B1-U0-G3 | 9,316 | 132 | B1-U0-G3 | |
| | 4W | | 8,305 | 118 | B1-U0-G3 | 8,261 | 117 | B1-U0-G3 | |
| | FTM | | 9,351 | 132 | B1-U0-G3 | 9,302 | 132 | B1-U0-G3 | |
| | 5QN | | 10,753 | 152 | B3-U0-G1 | 10,696 | 151 | B3-U0-G1 | |
| | 5QM | | 10,705 | 152 | B4-U0-G2 | 10,648 | 151 | B4-U0-G2 | |
| | 5Q | | 10,472 | 148 | B4-U0-G2 | 10,417 | 147 | B4-U0-G2 | |
| | 5QW | | 10,290 | 146 | B4-U0-G2 | 10,236 | 145 | B4-U0-G2 | |
| | AM | | 10,378 | 147 | B1-U0-G2 | 10,323 | 146 | B1-U0-G2 | |
| | WF | | 10,759 | 152 | B3-U0-G1 | 10,702 | 151 | B3-U0-G1 | |
| | LC/RC | | 8,854 | 125 | B2-U0-G3 | 8,808 | 125 | B2-U0-G3 | |
| 18L | 2 | 80 | 14,733 | 141 | B2-U0-G4 | 14,655 | 141 | B2-U0-G4 | 104 |
| | 3M | | 14,295 | 137 | B2-U0-G3 | 14,219 | 136 | B2-U0-G3 | |
| | 3W | | 13,328 | 128 | B2-U0-G4 | 13,257 | 127 | B2-U0-G4 | |
| | 4M | | 14,567 | 140 | B1-U0-G3 | 14,489 | 139 | B1-U0-G3 | |
| | 4F | | 13,822 | 133 | B1-U0-G4 | 13,749 | 132 | B1-U0-G4 | |
| | 4W | | 12,257 | 118 | B1-U0-G4 | 12,192 | 117 | B1-U0-G4 | |
| | FTM | | 13,801 | 132 | B1-U0-G3 | 13,728 | 132 | B1-U0-G3 | |
| | 5QN | | 15,870 | 152 | B3-U0-G2 | 15,786 | 151 | B3-U0-G2 | |
| | 5QM | | 15,799 | 152 | B4-U0-G2 | 15,715 | 151 | B4-U0-G2 | |
| | 5Q | | 15,455 | 148 | B4-U0-G2 | 15,373 | 147 | B4-U0-G2 | |
| | 5QW | | 15,187 | 146 | B4-U0-G3 | 15,107 | 145 | B4-U0-G3 | |
| | AM | | 15,317 | 147 | B1-U0-G2 | 15,236 | 146 | B1-U0-G2 | |
| | WF | | 15,879 | 152 | B3-U0-G1 | 15,795 | 151 | B4-U0-G1 | |
| | LC/RC | | 13,068 | 125 | B2-U0-G3 | 12,999 | 125 | B2-U0-G3 | |
| 24L | 2 | 80 | 19,628 | 140 | B3-U0-G5 | 19,525 | 139 | B3-U0-G5 | 141 |
| | 3M | | 19,044 | 136 | B2-U0-G3 | 18,943 | 135 | B2-U0-G3 | |
| | 3W | | 17,756 | 126 | B3-U0-G5 | 17,662 | 126 | B3-U0-G5 | |
| | 4M | | 19,406 | 138 | B1-U0-G3 | 19,304 | 137 | B1-U0-G3 | |
| | 4F | | 18,414 | 131 | B2-U0-G5 | 18,317 | 130 | B2-U0-G5 | |
| | 4W | | 16,329 | 116 | B2-U0-G5 | 16,243 | 116 | B2-U0-G5 | |
| | FTM | | 18,387 | 131 | B1-U0-G3 | 18,290 | 130 | B1-U0-G3 | |
| | 5QN | | 21,143 | 150 | B4-U0-G2 | 21,031 | 150 | B4-U0-G2 | |
| | 5QM | | 21,048 | 150 | B5-U0-G3 | 20,936 | 149 | B5-U0-G3 | |
| | 5Q | | 20,590 | 147 | B5-U0-G3 | 20,481 | 146 | B5-U0-G3 | |
| | 5QW | | 20,233 | 144 | B5-U0-G3 | 20,126 | 143 | B5-U0-G3 | |
| | AM | | 20,406 | 145 | B1-U0-G2 | 20,298 | 144 | B1-U0-G2 | |
| | WF | | 21,155 | 151 | B4-U0-G1 | 21,043 | 150 | B4-U0-G1 | |
| | LC/RC | | 17,410 | 124 | B3-U0-G4 | 17,318 | 123 | B3-U0-G4 | |


©LSI Industries Inc. All Rights Reserved. Specifications and dimensions subject to industry standard tolerances. Specifications subject to change without notice.



## PRODUCT DIMENSIONS

Back to Quick Links

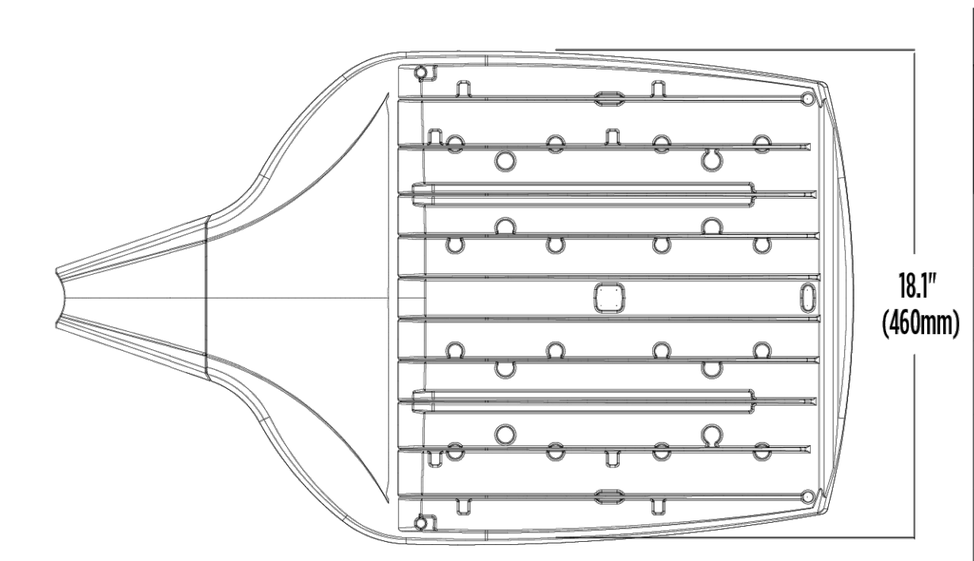


| Luminaire EPA Chart - SA Side Arm | | |
|---|---|---|
| Tilt Degree | | 0° |
| | Single | 0.7 |
| | D180° | 1.5 |
| | D90° | 1.5 |
| | T90° | 1.7 |
| | TN120° | 1.7 |
| | Q90° | 1.7 |

| Luminaire EPA Chart - UA Universal Adjustable Arm | | | | | | |
|---|---|---|---|---|---|---|
| Tilt Degree | | 0° | 15° | 30° | 45° | 60° |
| | Single | 0.9 | 1.2 | 1.9 | 2.6 | 3.1 |
| | D180° | 1.8 | 2.4 | 3.5 | 4.5 | 5.3 |
| | D90° | 1.7 | 2.4 | 3.5 | 4.5 | 5.3 |
| | T90° | 2.0 | 2.7 | 3.6 | 4.5 | 5.3 |
| | TN120° | 2.0 | 3.1 | 4.7 | 6.0 | 6.9 |
| | Q90° | 2.0 | 2.7 | 3.6 | 4.5 | 5.3 |

| Luminaire EPA Chart - MA Side Arm | | |
|---|---|---|
| Tilt Degree | | 0° |
| | Single | 0.7 |

| Luminaire EPA Chart - SF Adjustable Slip Fitter | | | | | | |
|---|---|---|---|---|---|---|
| Tilt Degree | | 0° | 15° | 30° | 45° | 60° |
| | Single | 0.8 | 1.4 | 1.9 | 2.6 | 3.1 |

SA Universal Side Arm Mount

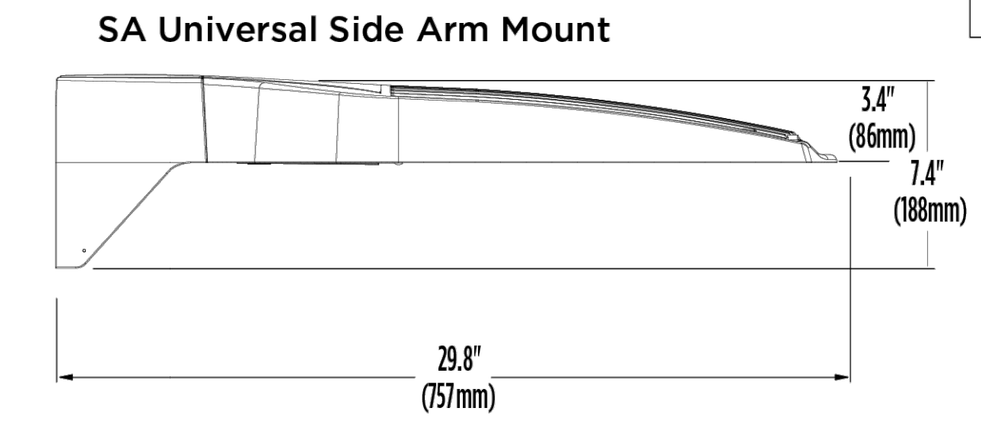


SF Adjustable Slipfitter

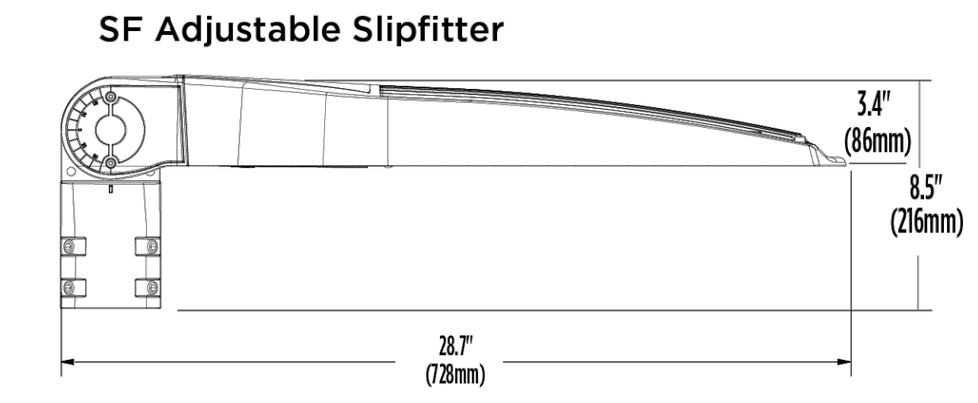


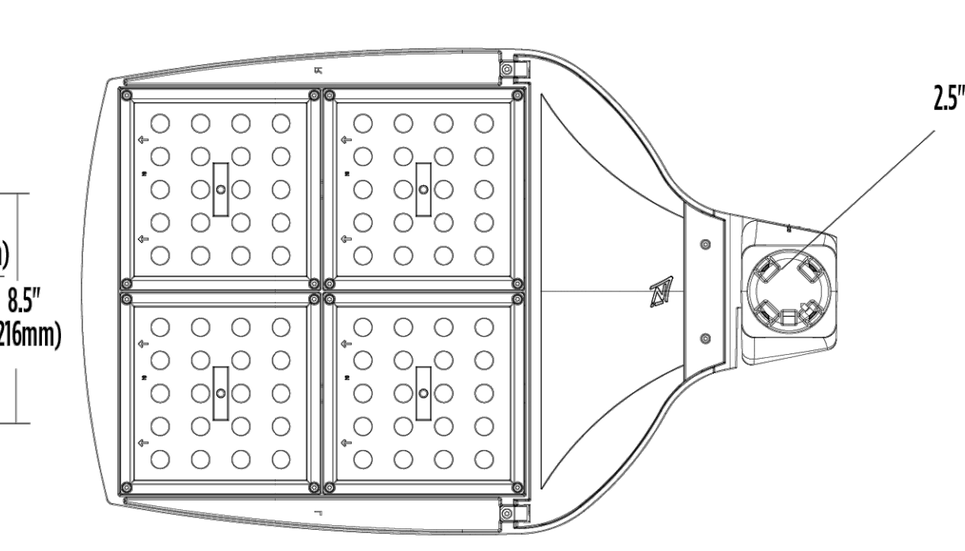


UA Universal Adjustable Arm

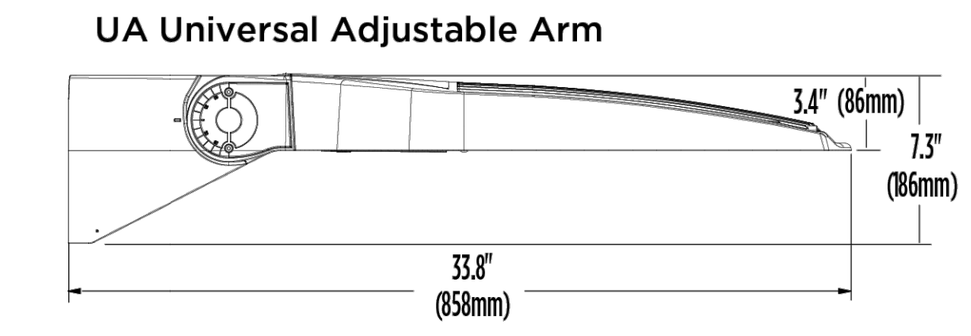


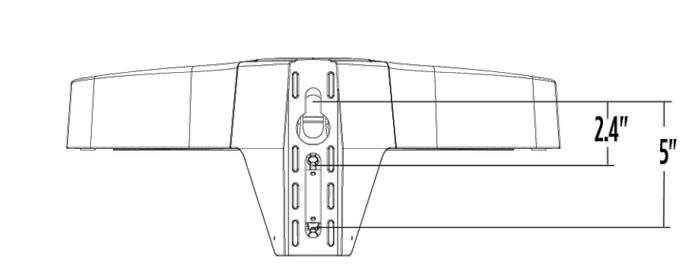


MA Mast Arm

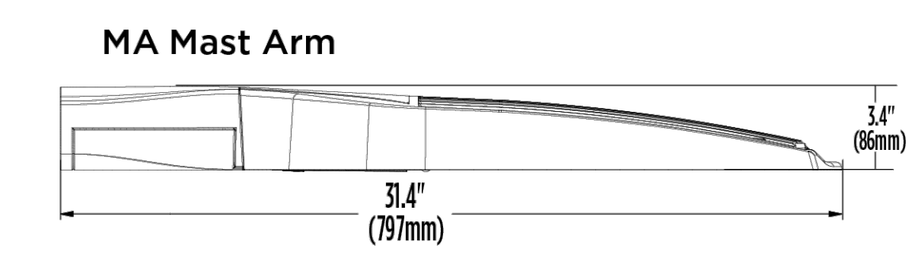


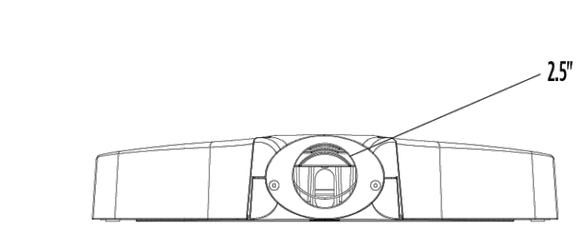



©LSI Industries Inc. All Rights Reserved. Specifications and dimensions subject to industry standard tolerances. Specifications subject to change without notice.



## EXTERNAL SHIELDING

Back to Quick Links

Field installable external shields are available in 1.5" and 3" depths for blocking visibility of the light sorce from any side of the luminaire (consult factory for custom shield sizes). For "house side" shielding we recommend using the integral shield option which provides effective spill light control and also block visability of the light source behind the luminaire. Due to the highly configurable nature of this product, IES files are not available for any external shield accessory configuration.

Side or Front

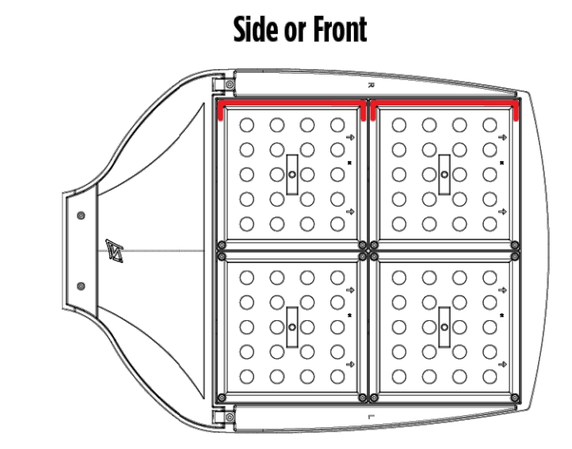

2 Shields per Luminaire

Side and Front

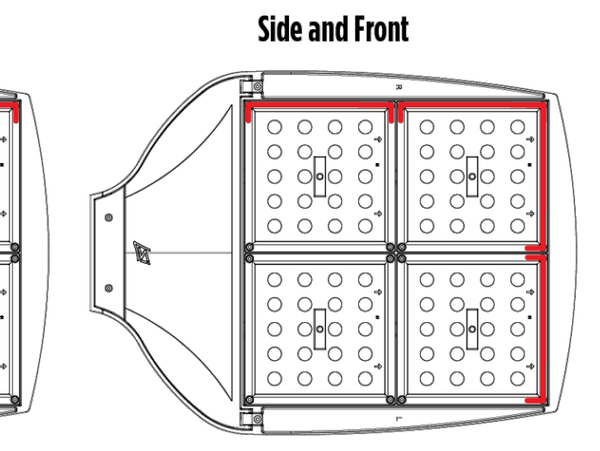

3 Shields per Luminaire

Both Sides and Front

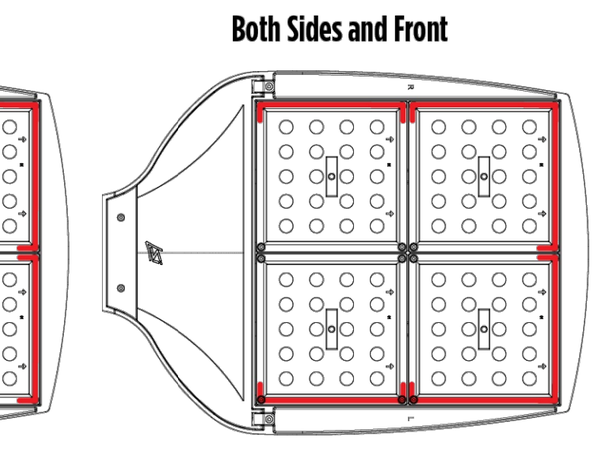

6 Shields per Luminaire

360°

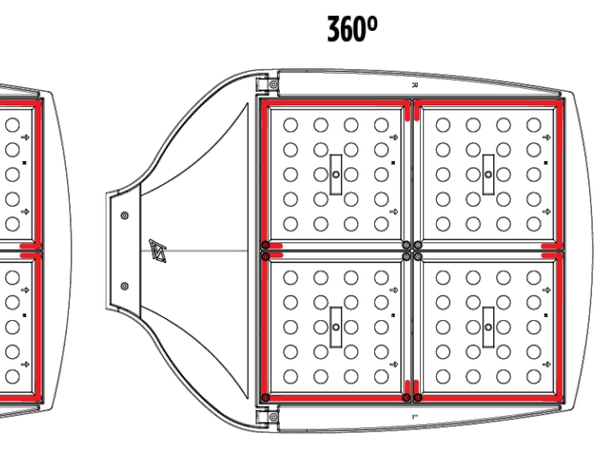

8 Shields per Luminaire

Side or Front

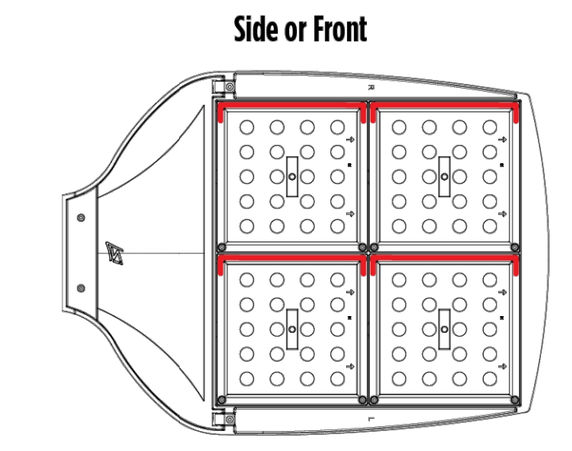

4 Shields per Luminaire

Side and Front

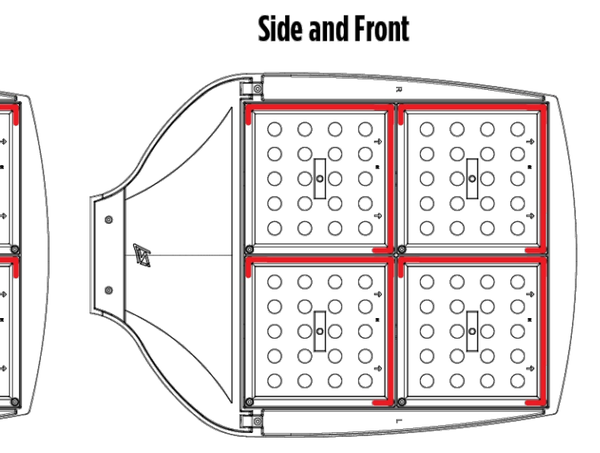

8 Shields per Luminaire

Both Sides and Front

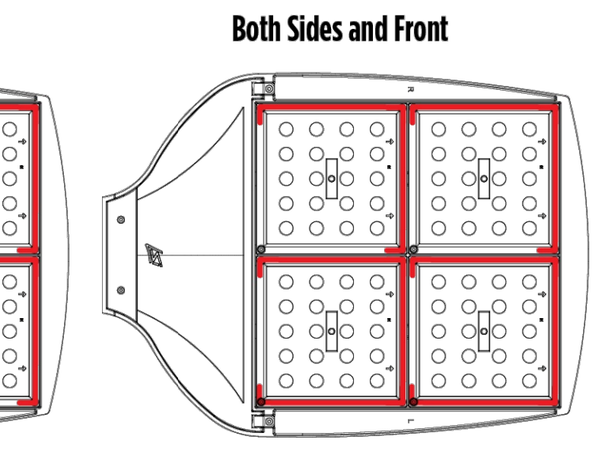

10 Shields per Luminaire

360°

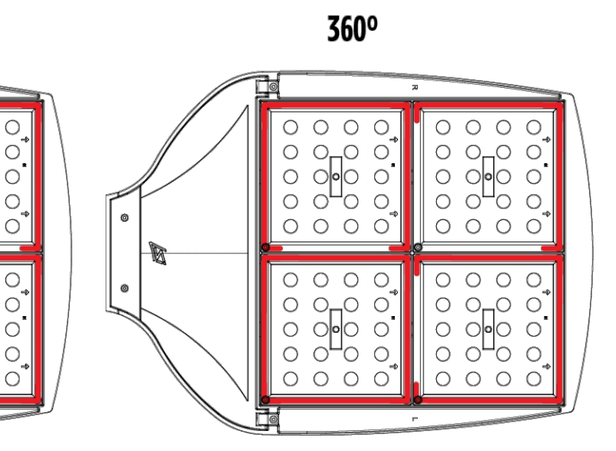

12 Shields per Luminaire


©LSI Industries Inc. All Rights Reserved. Specifications and dimensions subject to industry standard tolerances. Specifications subject to change without notice.

PCD FILE NO.: PPR______

| | | | |
|---|---|---|---|
| DRAWN BY: CVW | JOB DATE: 7/20/2026 | BAR IS ONE INCH ON OFFICIAL DRAWINGS. 0 — 1" IF NOT ONE INCH, ADJUST SCALE ACCORDINGLY. | |
| APPROVED: RDL | JOB NUMBER: 2403591 | | |
| CAD DATE: 7/20/2026 | | | |
| CAD FILE: J:\2024\2403591\CAD\Dwgs\C\SDP\Photometrics Specifications | | | |

| NO. | DATE | BY | REVISION DESCRIPTION |
|---|---|---|---|
| | | | |
| | | | |
| | | | |
| | | | |

HRGreen
HR GREEN - COLORADO SPRINGS
1975 RESEARCH PARKWAY SUITE 160
COLORADO SPRINGS, CO 80920
PHONE: 719.300.4140
FAX: 713.965.0044

CHURCH AT BENT GRASS MEADOWS
FAL REALTY, LLC.
FALCON, CO

SITE DEVELOPMENT PLAN
PHOTOMETRIC DETAILS

SHEET PH 17

HR GREEN Xrefs: xc-dsgn_2403591; xv-row_2403591; xref_Titleblock_2403591_SDP

# WDGE2 LED

## Architectural Wall Sconce Precision Refractive Optic

Catalog Number

Notes

Type

Hit the Tab key or mouse over the page to see all interactive elements.

### Specifications

**Depth (D1):** 7"
**Depth (D2):** 1.5"
**Height:** 9"
**Width:** 11.5"
**Weight** (without options) 13.5 lbs

Items marked by a shaded background qualify for the Design Select program and ship in 15 days or less. To learn more about Design Select, visit www.acuitybrands.com/designselect. *See ordering tree for details

### Introduction

The WDGE LED family is designed to meet specifier's every wall-mounted lighting need in a widely accepted shape that blends with any architecture. The clean rectilinear design comes in four sizes with lumen packages ranging from 1,200 to 25,000 lumens, providing a true site-wide solution. Embedded with nLight® AIR wireless controls, the WDGE family provides additional energy savings and code compliance.

WDGE2 with industry leading precision refractive optics provides great uniform distribution and optical control. When combined with multiple integrated emergency battery backup options, including an 18W cold temperature option, the WDGE2 becomes the ideal wall-mounted lighting solution for pedestrian scale applications in any environment.

## WDGE LED Family Overview

| Luminaire | Optics | Standard EM, 0°C | Cold EM, -20 °C | Sensor | Approximate Lumens (4000K, 80CRI) P0 | P1 | P2 | P3 | P4 | P5 | P6 |
|---|---|---|---|---|---|---|---|---|---|---|---|
| WDGE1 LED | Visual Comfort | 4W | | -- | 750 | 1,200 | 2,000 | -- | -- | -- | -- |
| WDGE2 LED | Visual Comfort | 10W | 18W | Standalone / nLight | -- | 1,200 | 2,000 | 3,000 | 4,500 | 6,000 | -- |
| WDGE2 LED | Precision Refractive | 10W | 18W | Standalone / nLight | 700 | 1,200 | 2,000 | 3,200 | 4,200 | -- | -- |
| WDGE3 LED | Precision Refractive | 15W | 18W | Standalone / nLight | -- | 7,500 | 8,500 | 10,000 | 12,000 | -- | -- |
| WDGE4 LED | Precision Refractive | | | Standalone / nLight | -- | 12,000 | 16,000 | 18,000 | 20,000 | 22,000 | 25,000 |

## Ordering Information

**EXAMPLE:** WDGE2 LED P3 40K 80CRI T3M MVOLT SRM DDBXD

| Series | Package | Color Temperatures | | CRI | Distribution | Voltage | Mounting |
|---|---|---|---|---|---|---|---|
| WDGE2 LED | P0[1] | 27K 2700K | 40K 4000K | 70CRI[2] | T1S Type I Short | MVOLT | Shipped included |
| | P1[1] | 30K 3000K | 50K 5000K | 80CRI | T2M Type II Medium | 347[3] | SRM Surface mounting bracket |
| | P2[1] | 35K 3500K | AMBR Amber | LW[4] Limited Wavelength | T3M Type III Medium | 480[3] | ICW Indoor Ceiling/Ceiling Washer bracket (dry/damp locations only)[5] |
| | P3[1] | | | | T4M Type IV Medium | | |
| | P4[1] | | | | TFTM Forward Throw Medium | | |

**Shipped separately**
AWS 3/8inch Architectural wall spacer[5]
PBBW Surface-mounted back box (top, left, right conduit entry). Use when there is no junction box available[5]

### Options

- **E10WH** Emergency battery backup, Certified in CA Title 20 MAEDBS (10W, 0°C min)
- **E20WC** Emergency battery backup, Certified in CA Title 20 MAEDBS (10W, -20°C min)
- **PE** Photocell, Button Type[6]
- **DIMG** 0-10V dimming wires pulled outside fixture (for use with an external control, ordered separately)[6]
- **BCE** Bottom conduit entry for back box (PBBW). Total of 4 entry points.
- **CCE** Coastal Construction[1]

**Standalone Sensors/Controls**
- **PIR** Bi-level (100/35%) motion sensor for 8-15' mounting heights. Intended for use on switched circuits with external dusk to dawn switching
- **PIRH** Bi-level (100/35%) motion sensor for 15-30' mounting heights. Intended for use on switched circuits with external dusk to dawn switching
- **PIR1FC3V** Bi-level (100/35%) motion sensor for 8-15' mounting heights with photocell pre-programmed for dusk to dawn operation.
- **PIRH1FC3V** Bi-level (100/35%) motion sensor for 15-30' mounting heights with photocell pre-programmed for dusk to dawn operation.

**Networked Sensors/Controls**
- **NLTAIR2 PIR** Embedded wireless controls by nLight with Passive Infrared Occ sensor and on/off photocell fit 8-15' mounting heights.
- **NLTAIR2 PIRH** Embedded wireless controls by nLight with Passive Infrared Occ sensor and on/off photocell fit 15-30' mounting heights.
- **NLTAIRE2 PIR** Embedded wireless controls by nLight with LEDA listed emergency operation, Passive Infrared Occ sensor and on/off photocell for 8-15' mounting heights
- **NLTAIRE2 PIRH** Embedded wireless controls by nLight with LEDA listed emergency operation, Passive Infrared Occ sensor and on/off photocell for 15-30' mounting heights.

See page 4 for out of box functionality

### Finish

- DDBXD Dark bronze
- DBLXD Black
- DNAXD Natural aluminum
- DWHXD White
- DSSXD Sandstone
- DDBTXD Textured dark bronze
- DBLBXD Textured black
- DNATXD Textured natural aluminum
- DWHGXD Textured white
- DSSTXD Textured sandstone



© 2019-2025 Acuity Brands Lighting, Inc. All rights reserved.


### Accessories

Ordered and shipped separately.

WSGEAWS DDBXD U — WSGE 3/8inch Architectural Wall Spacer (specify finish)

WSGEPBBW DDBXD U — WSGE2 surface-mounted back box (specify finish)

NOTES
1 P0 option not available with sensors/controls.
2 P1-P4 not available with AMB and LW.
3 AMB and LW always go together.
4 70CRI only available with T3M and T4M.
5 347V and 480V not available with E10WH or E20WC.
6 Not qualified for DLC. Not available with emergency battery backup or sensors/controls.
7 For PBBW and AWS with CCE option, require an RFA.
8 PE not available in 480V or with sensors/controls.
9 DMG option not available with sensors/controls.

## Performance Data

### Lumen Output

Lumen values are from photometric tests performed in accordance with IESNA LM-79-08. Data is considered to be representative of the configurations shown, within the tolerances allowed by Lighting Facts. Contact factory for performance data on any configurations not shown here.

| Performance Package | System Watts | Dist. Type | 27K (2700K, 80 CRI) Lumens | LPW | B | U | G | 30K (3000K, 80 CRI) Lumens | LPW | B | U | G | 40K (4000K, 80 CRI) Lumens | LPW | B | U | G | 50K (5000K, 80 CRI) Lumens | LPW | B | U | G | Ambr (Limited Wavelength) Lumens | LPW | B | U | G |
|---|---|---|---|---|---|---|---|---|---|---|---|---|---|---|---|---|---|---|---|---|---|---|---|---|---|---|---|
| P0 | 7W | T1S | 436 | 62 | 0 | 0 | 0 | 443 | 63 | 0 | 0 | 0 | 699 | 101 | 0 | 0 | 1 | 691 | 100 | 0 | 0 | 1 | 712 | 47 | 0 | 0 | 1 |
| | | T2M | 662 | 96 | 0 | 0 | 0 | 693 | 101 | 0 | 0 | 0 | 728 | 106 | 0 | 0 | 0 | 719 | 104 | 0 | 0 | 0 | 741 | 48 | 0 | 0 | 0 |
| | | T3M | 662 | 96 | 0 | 0 | 0 | 693 | 101 | 0 | 0 | 0 | 728 | 106 | 0 | 0 | 0 | 719 | 104 | 0 | 0 | 0 | 741 | 48 | 0 | 0 | 0 |
| | | T4M | 648 | 94 | 0 | 0 | 0 | 679 | 98 | 0 | 0 | 0 | 712 | 103 | 0 | 0 | 0 | 704 | 102 | 0 | 0 | 0 | 726 | 47 | 0 | 0 | 0 |
| | | TFTM | 652 | 95 | 0 | 0 | 0 | 683 | 99 | 0 | 0 | 0 | 717 | 104 | 0 | 0 | 0 | 708 | 103 | 0 | 0 | 0 | 730 | 48 | 0 | 0 | 1 |
| P1 | 11W | T1S | 1,185 | 99 | 0 | 0 | 1 | 1,157 | 104 | 0 | 0 | 1 | 1,215 | 109 | 0 | 0 | 1 | 1,208 | 107 | 0 | 0 | 1 | | | | | |
| | | T2M | 1,150 | 103 | 0 | 0 | 1 | 1,204 | 108 | 0 | 0 | 1 | 1,264 | 113 | 0 | 0 | 1 | 1,249 | 112 | 0 | 0 | 1 | | | | | |
| | | T3M | 1,150 | 103 | 0 | 0 | 1 | 1,205 | 108 | 0 | 0 | 1 | 1,265 | 113 | 0 | 0 | 1 | 1,250 | 112 | 0 | 0 | 1 | | | | | |
| | | T4M | 1,126 | 101 | 0 | 0 | 1 | 1,179 | 106 | 0 | 0 | 1 | 1,238 | 111 | 0 | 0 | 1 | 1,223 | 110 | 0 | 0 | 1 | | | | | |
| | | TFTM | 1,133 | 101 | 0 | 0 | 1 | 1,186 | 106 | 0 | 0 | 1 | 1,245 | 112 | 0 | 0 | 1 | 1,230 | 110 | 0 | 0 | 1 | | | | | |
| P2 | 19W | T1S | 1,861 | 95 | 1 | 0 | 1 | 1,866 | 99 | 1 | 0 | 1 | 1,961 | 104 | 1 | 0 | 1 | 1,957 | 103 | 1 | 0 | 1 | | | | | |
| | | T2M | 1,873 | 99 | 1 | 0 | 1 | 1,963 | 103 | 1 | 0 | 1 | 2,061 | 109 | 1 | 0 | 1 | 2,057 | 107 | 1 | 0 | 1 | | | | | |
| | | T3M | 1,873 | 99 | 1 | 0 | 1 | 1,964 | 103 | 1 | 0 | 1 | 2,062 | 109 | 1 | 0 | 1 | 2,058 | 107 | 1 | 0 | 1 | | | | | |
| | | T4M | 1,836 | 97 | 1 | 0 | 1 | 1,922 | 101 | 1 | 0 | 1 | 2,018 | 106 | 1 | 0 | 1 | 1,994 | 105 | 1 | 0 | 1 | | | | | |
| | | TFTM | 1,847 | 97 | 1 | 0 | 1 | 1,934 | 102 | 1 | 0 | 1 | 2,030 | 107 | 1 | 0 | 1 | 2,006 | 106 | 1 | 0 | 1 | | | | | |
| P3 | 32W | T1S | 2,889 | 87 | 1 | 0 | 1 | 2,942 | 92 | 1 | 0 | 1 | 3,089 | 96 | 1 | 0 | 1 | 3,052 | 95 | 1 | 0 | 1 | | | | | |
| | | T2M | 2,924 | 91 | 1 | 0 | 1 | 3,062 | 95 | 1 | 0 | 1 | 3,215 | 100 | 1 | 0 | 1 | 3,176 | 99 | 1 | 0 | 1 | | | | | |
| | | T3M | 2,925 | 91 | 1 | 0 | 1 | 3,063 | 95 | 1 | 0 | 1 | 3,216 | 100 | 1 | 0 | 1 | 3,177 | 99 | 1 | 0 | 1 | | | | | |
| | | T4M | 2,862 | 89 | 1 | 0 | 1 | 2,997 | 93 | 1 | 0 | 1 | 3,147 | 98 | 1 | 0 | 1 | 3,110 | 97 | 1 | 0 | 1 | | | | | |
| | | TFTM | 2,880 | 90 | 1 | 0 | 1 | 3,015 | 94 | 1 | 0 | 1 | 3,166 | 99 | 1 | 0 | 1 | 3,128 | 97 | 1 | 0 | 1 | | | | | |
| P4 | 47W | T1S | 3,729 | 80 | 1 | 0 | 1 | 3,904 | 84 | 1 | 0 | 1 | 4,099 | 88 | 1 | 0 | 1 | 4,051 | 87 | 1 | 0 | 1 | | | | | |
| | | T2M | 3,801 | 83 | 1 | 0 | 1 | 4,063 | 87 | 1 | 0 | 1 | 4,267 | 91 | 1 | 0 | 1 | 4,216 | 90 | 1 | 0 | 1 | | | | | |
| | | T3M | 3,802 | 83 | 1 | 0 | 1 | 4,065 | 87 | 1 | 0 | 1 | 4,268 | 91 | 1 | 0 | 1 | 4,217 | 90 | 1 | 0 | 1 | | | | | |
| | | T4M | 3,719 | 81 | 1 | 0 | 1 | 3,978 | 85 | 1 | 0 | 1 | 4,177 | 90 | 1 | 0 | 1 | 4,127 | 88 | 1 | 0 | 1 | | | | | |
| | | TFTM | 3,822 | 82 | 1 | 0 | 1 | 4,082 | 86 | 1 | 0 | 1 | 4,283 | 90 | 1 | 0 | 1 | 4,152 | 89 | 1 | 0 | 1 | | | | | |

| Performance Package | System Watts | Dist. Type | 27K (2700K, 70 CRI) Lumens | LPW | B | U | G | 30K (3000K, 70 CRI) Lumens | LPW | B | U | G | 40K (4000K, 70 CRI) Lumens | LPW | B | U | G | 50K (5000K, 70 CRI) Lumens | LPW | B | U | G |
|---|---|---|---|---|---|---|---|---|---|---|---|---|---|---|---|---|---|---|---|---|---|---|
| P0 | 7W | T4M | 737 | 107 | 0 | 0 | 0 | 763 | 111 | 0 | 0 | 0 | 822 | 119 | 0 | 0 | 0 | 812 | 121 | 0 | 0 | 1 |
| | | TFTM | 737 | 105 | 0 | 0 | 0 | 746 | 108 | 0 | 0 | 0 | 804 | 117 | 0 | 0 | 1 | 814 | 118 | 0 | 0 | 1 |
| P1 | 11W | T4M | 1,285 | 115 | 0 | 0 | 1 | 1,320 | 119 | 0 | 0 | 1 | 1,427 | 128 | 0 | 0 | 1 | 1,445 | 129 | 1 | 0 | 1 |
| | | TFTM | 1,253 | 112 | 0 | 0 | 1 | 1,297 | 116 | 0 | 0 | 1 | 1,397 | 125 | 0 | 0 | 1 | 1,415 | 127 | 0 | 0 | 1 |
| P2 | 19W | T4M | 2,087 | 110 | 1 | 0 | 1 | 2,168 | 114 | 1 | 0 | 1 | 2,337 | 123 | 1 | 0 | 1 | 2,357 | 124 | 1 | 0 | 1 |
| | | TFTM | 2,042 | 108 | 1 | 0 | 1 | 2,114 | 111 | 1 | 0 | 1 | 2,278 | 120 | 1 | 0 | 1 | 2,306 | 121 | 1 | 0 | 1 |
| P3 | 32W | T4M | 3,254 | 101 | 1 | 0 | 1 | 3,369 | 105 | 1 | 0 | 1 | 3,629 | 113 | 1 | 0 | 1 | 3,673 | 114 | 1 | 0 | 1 |
| | | T4M | 3,185 | 99 | 1 | 0 | 1 | 3,297 | 103 | 1 | 0 | 1 | 3,552 | 111 | 1 | 0 | 1 | 3,597 | 112 | 1 | 0 | 1 |
| P4 | 47W | T4M | 4,319 | 93 | 1 | 0 | 1 | 4,471 | 96 | 1 | 0 | 1 | 4,817 | 103 | 1 | 0 | 2 | 4,874 | 105 | 1 | 0 | 2 |
| | | T4M | 4,227 | 91 | 1 | 0 | 1 | 4,376 | 94 | 1 | 0 | 2 | 4,714 | 101 | 1 | 0 | 2 | 4,774 | 102 | 1 | 0 | 2 |



© 2019-2025 Acuity Brands Lighting, Inc. All rights reserved.


### Electrical Load

| Performance Package | System Watts | Current (A) 120Vac | 208Vac | 240Vac | 277Vac | 347Vac | 480Vac |
|---|---|---|---|---|---|---|---|
| P0 | 7.0 | 0.061 | 0.042 | 0.04 | 0.039 | -- | -- |
| | 9.0 | -- | -- | -- | -- | 0.031 | 0.021 |
| P1 | 11.0 | 0.100 | 0.064 | 0.059 | 0.054 | -- | -- |
| | 14.1 | -- | -- | -- | -- | 0.046 | 0.031 |
| P2 | 19.0 | 0.168 | 0.106 | 0.095 | 0.083 | -- | -- |
| | 22.8 | -- | -- | -- | -- | 0.067 | 0.050 |
| P3 | 32.0 | 0.284 | 0.163 | 0.144 | 0.131 | -- | -- |
| | 37.1 | -- | -- | -- | -- | 0.107 | 0.079 |
| P4 | 47.0 | 0.412 | 0.234 | 0.207 | 0.185 | -- | -- |
| | 53.5 | -- | -- | -- | -- | 0.153 | 0.112 |

### Lumen Output in Emergency Mode (4000K, 80 CRI, T3M)

| Option | Lumens |
|---|---|
| E10WH | 1,358 |
| E20WC | 2,230 |

### Lumen Ambient Temperature (LAT) Multipliers

Use these factors to determine relative lumen output for average ambient temperatures from 0-40°C (32-104°F).

| Ambient | Lumen Multiplier |
|---|---|
| 0°C | 32°F 1.03 |
| 10°C | 50°F 1.02 |
| 20°C | 68°F 1.01 |
| 25°C | 77°F 1.00 |
| 30°C | 86°F 0.99 |
| 40°C | 104°F 0.97 |

### Projected LED Lumen Maintenance

Data references the extrapolated performance projections for the platforms noted in a 25°C ambient, based on 10,000 hours of LED testing (tested per IESNA LM-80-08 and projected per IESNA TM-21-11).
To calculate LLF, use the lumen maintenance factor that corresponds to the desired number of operating hours below. For other lumen maintenance values, contact factory.

| Operating Hours | 0 | 25,000 | 50,000 | 100,000 |
|---|---|---|---|---|
| Lumen Maintenance Factor | 1.0 | >0.96 | >0.93 | >0.87 |

## Photometric Diagrams

To see complete photometric reports or download .ies files for this product, visit the Lithonia Lighting WDGE LED homepage. Tested in accordance with IESNA LM-79 and LM-80 standards.

LEGEND
- 0.25 fc
- 0.5 fc
- 1.0 fc
- 3.0 fc

MH = 10ft
Grid = 10ft x 10ft

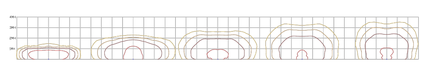

"P3 40K 80CRI T1S" "P3 40K 80CRI T2M" "P3 40K 80CRI T3M" "P3 40K 80CRI T4M" "P3 40K 80CRI TFTM"

## Emergency Egress Options

### Emergency Battery Backup

The emergency battery backup is integral to the luminaire — no external housing required! This design provides reliable emergency operation while maintaining the aesthetics of the product. All emergency battery backup configurations include an independent secondary driver with an integral relay to immediately detect loss of normal power and automatically energize the luminaire. The emergency battery will power the luminaire for a minimum duration of 90 minutes (maximum duration of three hours) from the time normal power is lost and maintain a minimum of 60% of the light output at the end of 90minutes.

Applicable codes: NFPA 70/NEC – section 700.16, NFPA 101 Life Safety Code Section 7.9



© 2019-2025 Acuity Brands Lighting, Inc. All rights reserved.


## Control / Sensor Options

### Motion/Ambient Sensor (PIR_, PIRH_)

Motion/Ambient sensor (Sensor Switch MSOD) is integrated into the the luminaire. The sensor provides both Motion and Daylight based dimming of the luminaire. For motion detection, the sensor utilizes 100% Digital Passive Infrared (PIR) technology that is tuned for walking size motion while preventing false tripping from the environment. The integrated photocell enables additional energy savings during daytime periods when there is sufficient daylight. Optimize sensor coverage by either selecting PIR or PIRH option. PIR option comes with a sensor lens that is optimized to provide maximum coverage for mounting heights between 8-15ft, while PIRH is optimized for 15-40ft mounting height.

### Networked Control (NLTAIR2)

nLight® AIR is a wireless lighting controls platform that allows for seamless integration of both indoor and outdoor luminaires. Five-tier security architecture, 900 MHz wireless communication and app (CLAIRITY™ Pro) based configurability combined together make nLight® AIR a secure, reliable and easy to use platform.

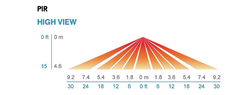

| Option | Dim Level | High-Level Motion Triggered | Photocell Operation | Motion Time Delay | Ramp-Down time | Ramp-up Time |
|---|---|---|---|---|---|---|
| PIR or PIRH | Motion - 3V (37% of full output) Photocell - 0V (turned off) | 10V (100% output) | Enabled @ 5fc | 5 min | 5 min | Motion - 3 sec Photocell - 45 sec |
| PIR1FC3V, PIRH1FC3V | Motion - 3V (37% of full output) Photocell - 0V (turned off) | 10V (100% output) | Enabled @ 5fc | 5 min | 5 min | Motion - 3 sec Photocell - 45 sec |
| NLTAIR2 PIR, NLTAIR2 PIRH, NLTAIRE2 PIR, NLTAIRE2 PIRH (out of box) | Motion - 3V (37% of full output) Photocell - 0V (turned off) | 10V (100% output) | Enabled @ 5fc | 7.5 min | 5 min | Motion - 3 sec Photocell - 45 sec |

### UL 924 Response – nLight AIR Devices with EM Option

- NLTAIRE2 devices will remain at their high-end trim and ignore wireless lighting control commands, unless a normal-power-sensed (NPS) broadcast is received at least every 8 seconds.
- Using the CLAIRITY+ mobile app, NLTAIRE2 devices must be associated with a group that includes a normal power sensing device to receive NPS broadcasts.
- The non-emergency devices, NLTAIR2 PIR and NLTAIR2 PIRH, with version 3.4 or later firmware can be used for normal power sensing.



© 2019-2025 Acuity Brands Lighting, Inc. All rights reserved.


## Mounting, Options & Accessories

**Motion/Ambient Sensor**

D = 7"
H = 9" (Standalone controls)
11" (nLight AIR controls, 2" antenna will be pointing down behind the sensor)
W = 11.5"

**PBBW – Surface-Mounted Back Box**
**Use when there is no junction box available.**

D = 1.75"
H = 9"
W = 11.5"

**AWS – 3/8inch Architectural Wall Spacer**

D = 0.38"
H = 4.4"
W = 7.5"

### FEATURES & SPECIFICATIONS

**INTENDED USE**
Common architectural look, with clean rectilinear shape, of the WDGE LED was designed to blend with any type of construction, whether it be tilt-up, frame or brick. Applications include commercial offices, warehouses, hospitals, schools, malls, restaurants, and other commercial buildings.

**CONSTRUCTION**
The single-piece die-cast aluminum housing integrates secondary heat sinks to optimize thermal transfer from the internal light engine heat sinks and promote long life. The driver is mounted in direct contact with the casting for a low operating temperature and long life. The die-cast door frame is fully gasketed with a one-piece solid silicone gasket to keep out moisture and dust, providing an IP66 rating for the luminaire.

**FINISH**
Exterior painted parts are protected by a zinc-infused Super Durable TGIC thermoset powder coat finish that provides superior resistance to corrosion and weathering. A tightly controlled multi-stage process ensures a 3 mils thickness for a finish that can withstand extreme climate changes without cracking or peeling. Standard Super Durable colors include dark bronze, black, natural aluminum, sandstone and white. Available in textured and non-textured finishes.

**OPTICS**
Individually formed acrylic lenses are engineered for superior application efficiency which maximizes the light in the areas where it is most needed. The WDGE LED has zero uplight and qualifies as a Nighttime Friendly™ product, meaning it is consistent with the LEED® and Green Globes™ criteria for eliminating wasteful uplight.

**ELECTRICAL**
Light engine consists of high-efficacy LEDs mounted to metal-core circuit boards to maximize heat dissipation and promote long life (up to L91/100,000 hours at 25°C). The electronic driver has a power factor of >90%, THD <20%. Luminaire comes with built in 6kV surge protection, which meets a minimum Category C low exposure (per ANSI/IEEE C62.41.2). Fixture ships standard with 0-10v dimmable driver.

**INSTALLATION**
A universal mounting plate with integral mounting support arms allows the fixture to hinge down for easy access while making wiring connections. The 3/8" Architectural Wall Spacer (AWS) can be used to create a floating appearance or to accommodate small imperfections in the wall surface. The ICW option can be used to mount the luminaire inverted for indirect lighting in dry and damp locations. Design can withstand up to a 1.5 G vibration load rating per ANSI C136.31.

**LISTINGS**
CSA certified to U.S. and Canadian standards. Luminaire is IP66 rated. PIR options are rated for wet location. Rated for -40°C minimum ambient. DesignLights Consortium® (DLC) Premium qualified product and DLC qualified product. Not all versions of this product may be DLC Premium qualified or DLC qualified. Please check the DLC Qualified Products List at www.designlights.org/QPL to confirm which versions are qualified. International Dark-Sky Association (IDA) Fixture Seal of Approval (FSA) is available for all products on this page utilizing 2700K and 3000K color temperature only and SRM mounting only.

**GOVERNMENT PROCUREMENT**
BABA – Build America Buy America: Product qualifies as produced in the United States under the definitions of the Build America, Buy America Act.
Please refer to www.acuitybrands.com/buy-american for additional information.

**WARRANTY**
5-year limited warranty. This is the only warranty provided and no other statements in this specification sheet create any warranty of any kind. All other express and implied warranties are disclaimed. Complete warranty terms located at:
www.acuitybrands.com/support/warranty/terms-and-conditions

**Note:** Actual performance may differ as a result of end-user environment and application. All values are design or typical values, measured under laboratory conditions at 25 °C. Specifications subject to change without notice.



© 2019-2025 Acuity Brands Lighting, Inc. All rights reserved.


PCD FILE NO.: PPR_____

| | | | |
|---|---|---|---|
| DRAWN BY: CVW | JOB DATE: 7/20/2026 | BAR IS ONE INCH ON OFFICIAL DRAWINGS. 0 1" | IF NOT ONE INCH ADJUST SCALE ACCORDINGLY. |
| APPROVED: RDL | JOB NUMBER: 2403591 | | |
| CAD DATE: 7/20/2026 | | | |
| CAD FILE: J:\2024\2403591\CAD\Dwgs\C\SDP\Photometrics Specifications | | | |

| NO. | DATE | BY | REVISION DESCRIPTION |
|---|---|---|---|
| | | | |
| | | | |
| | | | |
| | | | |


HRGreen
HR GREEN - COLORADO SPRINGS
1975 RESEARCH PARKWAY SUITE 160
COLORADO SPRINGS, CO 80920
PHONE: 719.300.4140
FAX: 713.965.0044


CHURCH AT BENT GRASS MEADOWS
FAL REALTY, LLC.
FALCON, CO

SITE DEVELOPMENT PLAN
PHOTOMETRIC DETAILS

SHEET PH




LYON, RICHIE, 7/20/2026 12:29 PM
HR GREEN Xrefs: xc-dsgn_2403591; xv-row_2403591; xref_Titleblock_2403591_SDP

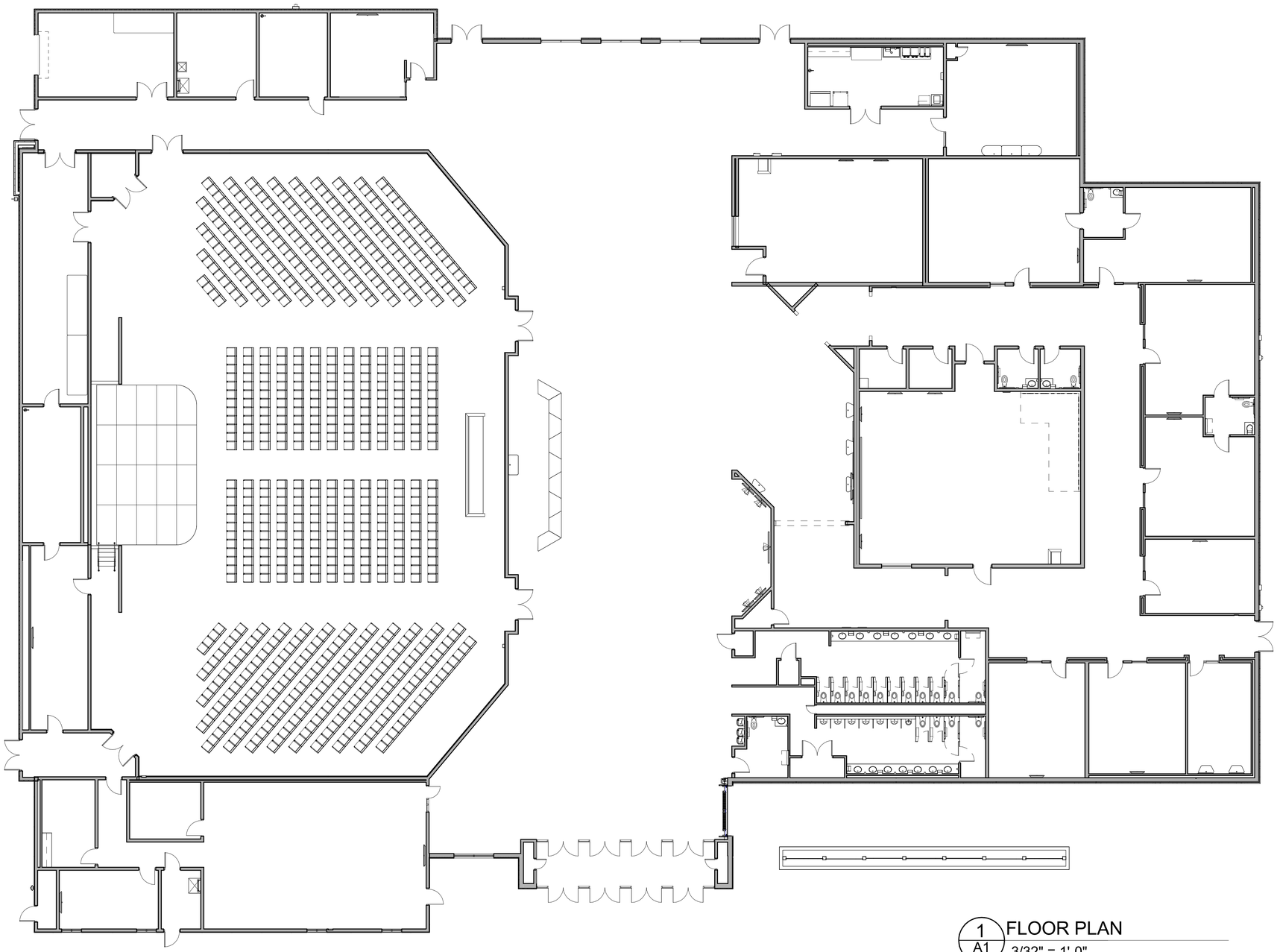

1 A1 FLOOR PLAN
3/32" = 1'-0"

PCD FILE NO.: PPR_____

| Revisions: | Date: | Seal: | Mechanical Engineer: | Structural Engineer: | Civil Engineer: | Architect: | | Project Title: CHURCH AT BENT GRASS MEADOWS | Date: 7/20/2026 | |
|---|---|---|---|---|---|---|---|---|---|---|
| 1 | | | | | | | LIFE.CHURCH | Drawing Title: FIRST FLOOR PLAN | Drawn: 7/20/2026 | 19 |
| 2 | | | | | | | | | Checked: | |
| 3 | | | | | | | | | | |
| 4 | | | | | | | | | | |
| 5 | | | | | | | | | | |
| 6 | | | | | | | | | | |
| 7 | | | | | | | | | | |
| 8 | | | | | | | | | | |

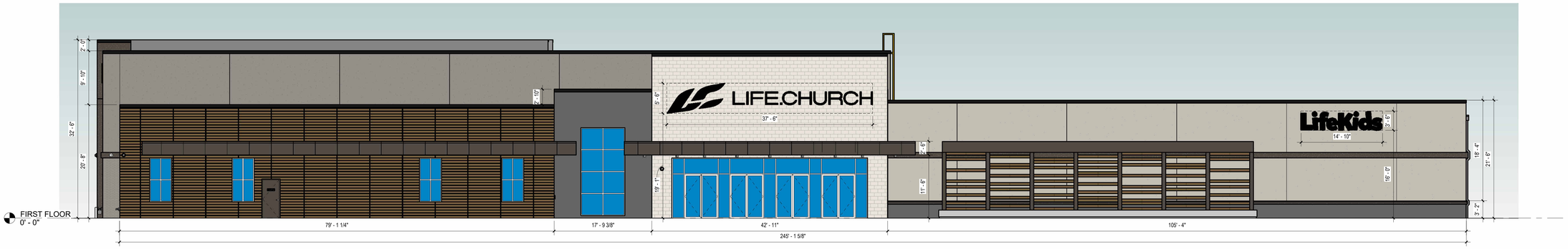


1 A200 EAST ELEVATION
1/8" = 1'-0"

LEGEND:

| | | |
|---|---|---|
| | EIFS-1: | DRYVIT EIFS CUSTOM COLOR TO MATCH SHERWIN WILLIAMS SW #7016 "MINDFUL GRAY" |
| | EIFS-2: | DRYVIT EIFS CUSTOM COLOR TO MATCH SHERWIN WILLIAMS SW #7018 "DOVETAIL" |
| | EIFS-3: | DRYVIT EIFS CUSTOM COLOR TO MATCH SHERWIN WILLIAMS SW #7020 "BLACK FOX" |
| | EIFS-4: | DRYVIT EIFS WITH "LYMESTONE" SPECIALTY FINISH, CUSTOM COLOR TO MATCH SW #7035 "AESTHETIC WHITE" WITH 1/2" AESTHETIC "V" REVEALS IN A 12"x24" RUNNING BOND PATTERN |
| | FCWP-1: | FIBER CEMENT WALL PANELS. NICHIHA "VINTAGEWOOD" ARCHITECTURAL WALL PANELS IN "CEDAR" COLOR. |
| | DPAP: | DRI-DESIGN PAINTED ALUMINUM PANELS, CUSTOM COLOR TO MATCH SHERWIN WILLIAMS SW #7020 "BLACK FOX" REF: ELEVATION FOR SIZE OF PANEL |
| | TABS-1 | THIN ADHEARED BUILDING STONE ELDORADO STONE, LEDGECUT 33 BEACH PEBBLE |
| | BR-1 | RUNNING BOND - DRYVIT EIFS "CUSTOM BIRCH" SPECIALTY FINISH, BRICK SHALL BE CUSTOM COLOR TO MATCH SW #7018 "DOVETAIL" GROUT SHALL BE CUSTOM COLOR TO MATCH SW #7044 "AMAZING GRAY" |

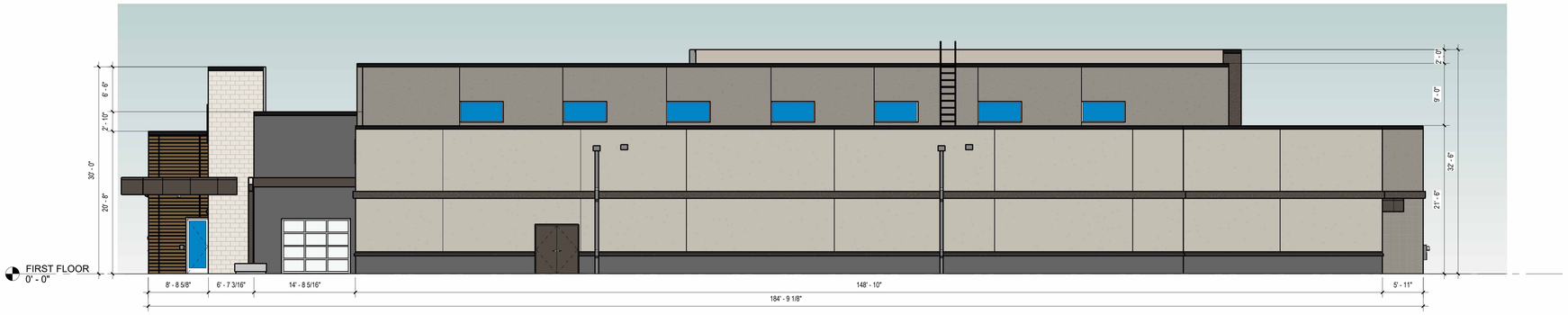


2 A200 NORTH ELEVATION
1/8" = 1'-0"

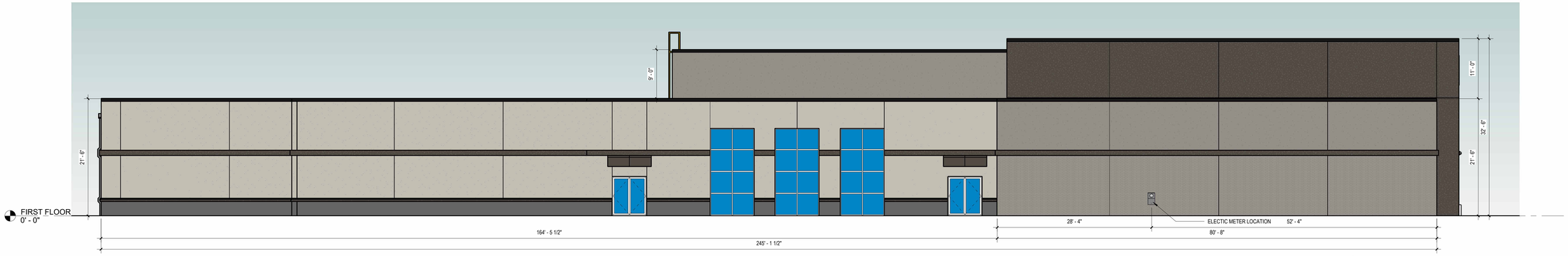


3 A200 WEST ELEVATION
1/8" = 1'-0"

**Within 300 Feet of Lot Line:** South Elevation

Maximum Sign Allowed Area =
min[(184.76) × 1.5, 300 sqft] = 277.14 sqft

Max = 277.14 sqft

**Signage Area Requested** = 258.17 sqft

**Beyond 300 Feet of Lot Line:** East Elevation

Maximum Sign Allowed Area =
min[(245.14) × 2.0, 300 sqft] = 490.28 sqft

Max = 300 sqft

**Signage Area Requested** = 258.17 sqft




4 A200 SOUTH ELEVATION
1/8" = 1'-0"

REVISIONS:

ARCHITECT:
SEED DEVELOPMENT SERVICES
c/o McAfee & Taft P.C.
8th Floor, Two Leadership Square
211 N. Robinson Ave.
Oklahoma City, OK 73102
405-236-5858

STRUCTURAL ENGINEER:
Wallace Design Collective
410 N. Walnut Ave., Suite 200
Oklahoma City, OK 73104
405-236-5858

MECHANICAL AND ELECTRICAL ENGINEER:
ALLEN CONSULTING INCORPORATED
110 N. Mercedes Dr.
Norman, OK 73069
405-447-2282

CIVIL ENGINEER:
HRGreen.
1975 Research Pkwy, Ste 160,
Colorado Springs, CO 80920
719.394.2435

Life.Church Falcon Colorado
FAL Realty, LLC
TBD
Falcon, CO 80831

DRAWN BY: DJ
CHECKED BY: TR
SEAL:
NOT FOR CONSTRUCTION

DATE: 9/25/2026
PROJECT NUMBER:
DRAWING TITLE: ELEVATIONS
DRAWING NUMBER: A200