

2019 Financial Assurance Estimate Form
(with pre-plat construction)

SF 18-038

Updated: 4/18/2019

PROJECT INFORMATION		
Hannah Ridge at Feathergrass Filing No. 5	7/2/2019	SF-18-038
Project Name	Date	PCD File No.

Description	Quantity	Units	Unit Cost		Total	(with Pre-Plat Construction)		
						% Complete	Remaining	
SECTION 1 - GRADING AND EROSION CONTROL (Construction and Permanent BMPs)								
* Earthwork								
less than 1,000; \$5,300 min		CY	\$ 8.00	=	\$ -		\$ -	
1,000-5,000; \$8,000 min		CY	\$ 6.00	=	\$ -		\$ -	
5,001-20,000; \$30,000 min		CY	\$ 5.00	=	\$ -		\$ -	
20,001-50,000; \$100,000 min	48,517	CY	\$ 3.50	=	\$ 169,809.50		\$ 169,809.50	
50,001-200,000; \$175,000 min		CY	\$ 2.50	=	\$ -		\$ -	
greater than 200,000; \$500,000 min		CY	\$ 2.00	=	\$ -		\$ -	
* Permanent Seeding (inc. noxious weed mgmnt.)		AC	\$ 800.00	=	\$ -		\$ -	
* Mulching		AC	\$ 750.00	=	\$ -		\$ -	
* Permanent Erosion Control Blanket		SY	\$ 6.00	=	\$ -		\$ -	
* Permanent Pond/BMP Construction		CY	\$ 20.00	=	\$ -		\$ -	
* Permanent Pond/BMP (Spillway)		EA		=	\$ -		\$ -	
* Permanent Pond/BMP (Outlet Structure)		EA		=	\$ -		\$ -	
Safety Fence		LF	\$ 3.00	=	\$ -		\$ -	
Temporary Erosion Control Blanket		SY	\$ 3.00	=	\$ -		\$ -	
Vehicle Tracking Control	2	EA	\$ 2,370.00	=	\$ 4,740.00		\$ 4,740.00	
Silt Fence	2,100	LF	\$ 2.50	=	\$ 5,250.00		\$ 5,250.00	
Temporary Seeding	13	AC	\$ 628.00	=	\$ 8,113.76		\$ 8,113.76	
Temporary Mulch	13	AC	\$ 750.00	=	\$ 9,690.00		\$ 9,690.00	
Erosion Bales		EA	\$ 25.00	=	\$ -		\$ -	
Erosion Logs/Straw Waddle		LF	\$ 5.00	=	\$ -		\$ -	
Rock Check Dams		EA	\$ 500.00	=	\$ -		\$ -	
Inlet Protection	4	EA	\$ 167.00	=	\$ 668.00		\$ 668.00	
Sediment Basin	4	EA	\$ 1,762.00	=	\$ 7,048.00		\$ 7,048.00	
Concrete Washout Basin	1	EA	\$ 900.00	=	\$ 900.00		\$ 900.00	
[insert items not listed but part of construction plans]				=	\$ -		\$ -	
				=	\$ -		\$ -	
MAINTENANCE (35% of Construction BMPs)					=	\$ 12,743.42		\$ 12,743.42
* - Subject to defect warranty financial assurance. A minimum of 20% shall be retained until final acceptance (MAXIMUM OF 80% COMPLETE ALLOWED)								
Section 1 Subtotal					=	\$ 218,962.68		\$ 206,219.26
SECTION 2 - PUBLIC IMPROVEMENTS *								
ROADWAY IMPROVEMENTS								
Construction Traffic Control		LS		=	\$ -		\$ -	
Aggregate Base Course (135 lbs/cf)	2,750	Tons	\$ 28.00	=	\$ 77,000.00		\$ 77,000.00	
Aggregate Base Course (135 lbs/cf)		CY	\$ 50.00	=	\$ -		\$ -	
Asphalt Pavement (3" thick)		SY	\$ 14.00	=	\$ -		\$ -	
Asphalt Pavement (4" thick)		SY	\$ 19.00	=	\$ -		\$ -	
Asphalt Pavement (6" thick)		SY	\$ 29.00	=	\$ -		\$ -	
Asphalt Pavement (147 lbs/cf) 6" thick	2,992	Tons	\$ 88.00	=	\$ 263,296.00		\$ 263,296.00	
Raised Median, Paved		SF	\$ 8.00	=	\$ -		\$ -	
Regulatory Sign/Advisory Sign	5	EA	\$ 300.00	=	\$ 1,500.00		\$ 1,500.00	
Guide/Street Name Sign	10	EA	\$ 300.00	=	\$ 3,000.00		\$ 3,000.00	
Epoxy Pavement Marking		SF	\$ 13.00	=	\$ -		\$ -	
Thermoplastic Pavement Marking		SF	\$ 23.00	=	\$ -		\$ -	
Barricade - Type 3	1	EA	\$ 200.00	=	\$ 200.00		\$ 200.00	
Delineator - Type I		EA	\$ 24.00	=	\$ -		\$ -	
Curb and Gutter, Type A (6" Vertical)	1,767	LF	\$ 30.00	=	\$ 53,010.00		\$ 53,010.00	
Curb and Gutter, Type B (Median)		LF	\$ 30.00	=	\$ -		\$ -	
Curb and Gutter, Type C (Ramp)	3,429	LF	\$ 30.00	=	\$ 102,870.00		\$ 102,870.00	
4" Sidewalk (common areas only)		SY	\$ 48.00	=	\$ -		\$ -	
5" Sidewalk	3,503	SY	\$ 60.00	=	\$ 210,180.00		\$ 210,180.00	
6" Sidewalk		SY	\$ 72.00	=	\$ -		\$ -	
8" Sidewalk		SY	\$ 96.00	=	\$ -		\$ -	
Pedestrian Ramp	14	EA	\$ 1,150.00	=	\$ 16,100.00		\$ 16,100.00	
Cross Pan, local (8" thick, 6' wide to include return)	135	LF	\$ 61.00	=	\$ 8,235.00		\$ 8,235.00	
Cross Pan, collector (9" thick, 8' wide to include return)		LF	\$ 92.00	=	\$ -		\$ -	
Curb Chase		EA	\$ 1,480.00	=	\$ -		\$ -	
Guardrail Type 3 (W-Beam)		LF	\$ 49.00	=	\$ -		\$ -	
Guardrail Type 7 (Concrete)		LF	\$ 72.00	=	\$ -		\$ -	
Guardrail End Anchorage		EA	\$ 2,098.00	=	\$ -		\$ -	
Guardrail Impact Attenuator		EA	\$ 3,767.00	=	\$ -		\$ -	
Sound Barrier Fence (CMU block, 6' high)	0	LF	\$ 78.00	=	\$ -		\$ -	
Sound Barrier Fence (panels, 6' high)	1,460	LF	\$ 80.00	=	\$ 116,800.00		\$ 116,800.00	
Electrical Conduit, Size =		LF	\$ 16.00	=	\$ -		\$ -	
Traffic Signal, complete intersection		EA	\$ 425,000	=	\$ -		\$ -	

PROJECT INFORMATION

Hannah Ridge at Feathergrass Filing No. 5

7/2/2019

SF-18-038

Project Name

Date

PCD File No.

Description	Quantity	Units	Unit Cost		Total	(with Pre-Plat Construction)	
						% Complete	Remaining
<i>[insert items not listed but part of construction plans]</i>				=	\$ -		\$ -
STORM DRAIN IMPROVEMENTS							
Concrete Box Culvert (M Standard), Size (12'W x 6'H)	463	LF	\$ 750.00	=	\$ 347,250.00		\$ 347,250.00
18" Reinforced Concrete Pipe		LF	\$ 65.00	=	\$ -		\$ -
24" Reinforced Concrete Pipe	365	LF	\$ 78.00	=	\$ 28,470.00		\$ 28,470.00
30" Reinforced Concrete Pipe	274	LF	\$ 97.00	=	\$ 26,578.00		\$ 26,578.00
36" Reinforced Concrete Pipe	56	LF	\$ 120.00	=	\$ 6,720.00		\$ 6,720.00
42" Reinforced Concrete Pipe		LF	\$ 160.00	=	\$ -		\$ -
48" Reinforced Concrete Pipe		LF	\$ 195.00	=	\$ -		\$ -
54" Reinforced Concrete Pipe		LF	\$ 245.00	=	\$ -		\$ -
60" Reinforced Concrete Pipe		LF	\$ 288.00	=	\$ -		\$ -
66" Reinforced Concrete Pipe		LF	\$ 332.00	=	\$ -		\$ -
72" Reinforced Concrete Pipe		LF	\$ 380.00	=	\$ -		\$ -
18" Corrugated Steel Pipe		LF	\$ 84.00	=	\$ -		\$ -
24" Corrugated Steel Pipe		LF	\$ 96.00	=	\$ -		\$ -
30" Corrugated Steel Pipe		LF	\$ 122.00	=	\$ -		\$ -
36" Corrugated Steel Pipe		LF	\$ 147.00	=	\$ -		\$ -
42" Corrugated Steel Pipe		LF	\$ 168.00	=	\$ -		\$ -
48" Corrugated Steel Pipe		LF	\$ 178.00	=	\$ -		\$ -
54" Corrugated Steel Pipe		LF	\$ 260.00	=	\$ -		\$ -
60" Corrugated Steel Pipe		LF	\$ 280.00	=	\$ -		\$ -
66" Corrugated Steel Pipe		LF	\$ 340.00	=	\$ -		\$ -
72" Corrugated Steel Pipe		LF	\$ 400.00	=	\$ -		\$ -
78" Corrugated Steel Pipe		LF	\$ 460.00	=	\$ -		\$ -
84" Corrugated Steel Pipe		LF	\$ 550.00	=	\$ -		\$ -
Flared End Section (FES) RCP Size = <i>(unit cost = 6x pipe unit cost)</i>		EA		=	\$ -		\$ -
Flared End Section (FES) CSP Size = <i>(unit cost = 6x pipe unit cost)</i>		EA		=	\$ -		\$ -
End Treatment- Headwall	2	EA	\$ 4,000.00	=	\$ 8,000.00		\$ 8,000.00
End Treatment- Wingwall	2	EA	\$ 10,000.00	=	\$ 20,000.00		\$ 20,000.00
End Treatment - Cutoff Wall		EA		=	\$ -		\$ -
Curb Inlet (Type R) L=5', Depth < 5'	2	EA	\$ 5,542.00	=	\$ 11,084.00		\$ 11,084.00
Curb Inlet (Type R) L=5', 5' ≤ Depth < 10'		EA	\$ 7,188.00	=	\$ -		\$ -
Curb Inlet (Type R) L =5', 10' ≤ Depth < 15'		EA	\$ 8,345.00	=	\$ -		\$ -
Curb Inlet (Type R) L =10', Depth < 5'	1	EA	\$ 7,627.00	=	\$ 7,627.00		\$ 7,627.00
Curb Inlet (Type R) L =10', 5' ≤ Depth < 10'		EA	\$ 7,861.00	=	\$ -		\$ -
Curb Inlet (Type R) L =10', 10' ≤ Depth < 15'		EA	\$ 9,841.00	=	\$ -		\$ -
Curb Inlet (Type R) L =15', Depth < 5'	1	EA	\$ 9,918.00	=	\$ 9,918.00		\$ 9,918.00
Curb Inlet (Type R) L =15', 5' ≤ Depth < 10'		EA	\$ 10,633.00	=	\$ -		\$ -
Curb Inlet (Type R) L =15', 10' ≤ Depth < 15'		EA	\$ 11,627.00	=	\$ -		\$ -
Curb Inlet (Type R) L =20', Depth < 5'		EA	\$ 10,570.00	=	\$ -		\$ -
Curb Inlet (Type R) L =20', 5' ≤ Depth < 10'		EA	\$ 11,667.00	=	\$ -		\$ -
Grated Inlet (Type C), Depth < 5'		EA	\$ 4,640.00	=	\$ -		\$ -
Grated Inlet (Type D), Depth < 5'		EA	\$ 5,731.00	=	\$ -		\$ -
Storm Sewer Manhole, Box Base	2	EA	\$ 11,627.00	=	\$ 23,254.00		\$ 23,254.00
Storm Sewer Manhole, Slab Base	2	EA	\$ 6,395.00	=	\$ 12,790.00		\$ 12,790.00
Geotextile (Erosion Control)		SY	\$ 6.00	=	\$ -		\$ -
Rip Rap, d50 size from 6" to 24"		Tons	\$ 80.00	=	\$ -		\$ -
Rip Rap, Grouted	1,300	Tons	\$ 95.00	=	\$ 123,500.00		\$ 123,500.00
Drainage Channel Construction, Size (W x H)		LF		=	\$ -		\$ -
Drainage Channel Lining, Concrete		CY	\$ 570.00	=	\$ -		\$ -
Drainage Channel Lining, Rip Rap		CY	\$ 112.00	=	\$ -		\$ -
Drainage Channel Lining, Grass	2	AC	\$ 1,469.00	=	\$ 2,938.00		\$ 2,938.00
Drainage Channel Lining, Other Stabilization				=	\$ -		\$ -

PROJECT INFORMATION		
Hannah Ridge at Feathergrass Filing No. 5	7/2/2019	SF-18-038
Project Name	Date	PCD File No.

Description	Quantity	Units	Unit Cost		Total	(with Pre-Plat Construction)	
						% Complete	Remaining
				=	\$ -		\$ -
<i>[insert items not listed but part of construction plans]</i>				=	\$ -		\$ -
* - Subject to defect warranty financial assurance. A minimum of 20% shall be retained until final acceptance (MAXIMUM OF 80% COMPLETE ALLOWED)							
Section 2 Subtotal					= \$ 1,480,320.00		\$ 1,480,320.00

SECTION 3 - COMMON DEVELOPMENT IMPROVEMENTS (Private or District and NOT Maintained by EPC)**

ROADWAY IMPROVEMENTS							
				=	\$ -		\$ -
				=	\$ -		\$ -
				=	\$ -		\$ -
				=	\$ -		\$ -
				=	\$ -		\$ -
				=	\$ -		\$ -
STORM DRAIN IMPROVEMENTS (Exception: Permanent Pond/BMP shall be itemized under Section 1)							
				=	\$ -		\$ -
				=	\$ -		\$ -
				=	\$ -		\$ -
				=	\$ -		\$ -
				=	\$ -		\$ -
				=	\$ -		\$ -
WATER SYSTEM IMPROVEMENTS							
Water Main Pipe (PVC), Size 8"	2,860	LF	\$ 64.00	=	\$ 183,040.00		\$ 183,040.00
Water Main Pipe (Ductile Iron), Size 8"	0	LF	\$ 75.00	=	\$ -		\$ -
Gate Valves, 8"	18	EA	\$ 1,858.00	=	\$ 33,444.00		\$ 33,444.00
Fire Hydrant Assembly, w/ all valves	6	EA	\$ 6,597.00	=	\$ 39,582.00		\$ 39,582.00
Water Service Line Installation, inc. tap and valves	56	EA	\$ 1,324.00	=	\$ 74,144.00		\$ 74,144.00
Fire Cistern Installation, complete		EA		=	\$ -		\$ -
				=	\$ -		\$ -
<i>[insert items not listed but part of construction plans]</i>				=	\$ -		\$ -
SANITARY SEWER IMPROVEMENTS							
Sewer Main Pipe (PVC), Size 8"	1,976	LF	\$ 64.00	=	\$ 126,464.00		\$ 126,464.00
Sanitary Sewer Manhole, Depth < 15 feet	10	EA	\$ 4,386.00	=	\$ 43,860.00		\$ 43,860.00
Sanitary Service Line Installation, complete	55	EA	\$ 1,402.00	=	\$ 77,110.00		\$ 77,110.00
Sanitary Sewer Lift Station, complete		EA		=	\$ -		\$ -
				=	\$ -		\$ -
<i>[insert items not listed but part of construction plans]</i>				=	\$ -		\$ -
LANDSCAPING IMPROVEMENTS (For subdivision specific condition of approval, or PUD)							
		EA		=	\$ -		\$ -
		EA		=	\$ -		\$ -


PROJECT INFORMATION

Hannah Ridge at Feathergrass Filing No. 5	7/2/2019	SF-18-038
Project Name	Date	PCD File No.


Description	Quantity	Units	Unit Cost	Total	(with Pre-Plat Construction)	
					% Complete	Remaining
		EA	= \$	-		\$ -
		EA	= \$	-		\$ -
		EA	= \$	-		\$ -
** - Section 3 is not subject to defect warranty requirements		Section 3 Subtotal	= \$	577,644.00		\$ 577,644.00
AS-BUILT PLANS (Public Improvements inc. Permanent WQCV BMPs)		LS	= \$	-		\$ -
POND/BMP CERTIFICATION (inc. elevations and volume calculations)		LS	= \$	-		\$ -
Total Construction Financial Assurance						\$ 2,276,926.68
(Sum of all section subtotals plus as-builts and pond/BMP certification)						
Total Remaining Construction Financial Assurance (with Pre-Plat Construction)						\$ 2,264,183.26
(Sum of all section totals less credit for items complete plus as-builts and pond/BMP certification)						
Total Defect Warranty Financial Assurance						\$ 330,025.90
(20% of all items identified as (*). To be collateralized at time of preliminary acceptance)						

Approvals

I hereby certify that this is an accurate and complete estimate of costs for the work as shown on the Grading and Erosion Control Plan and Construction Drawings associated with the Project.




 Engineer (P.E. Seal Required)



 Approved by Owner / Applicant

7-2-19

 Date



APPROVED
Engineering Department

07/15/2019 12:55:04 PM

dsdnijkamp

**EPC Planning & Community
 Development Department**

Approved by El Paso County Engineer / ECM Administrator