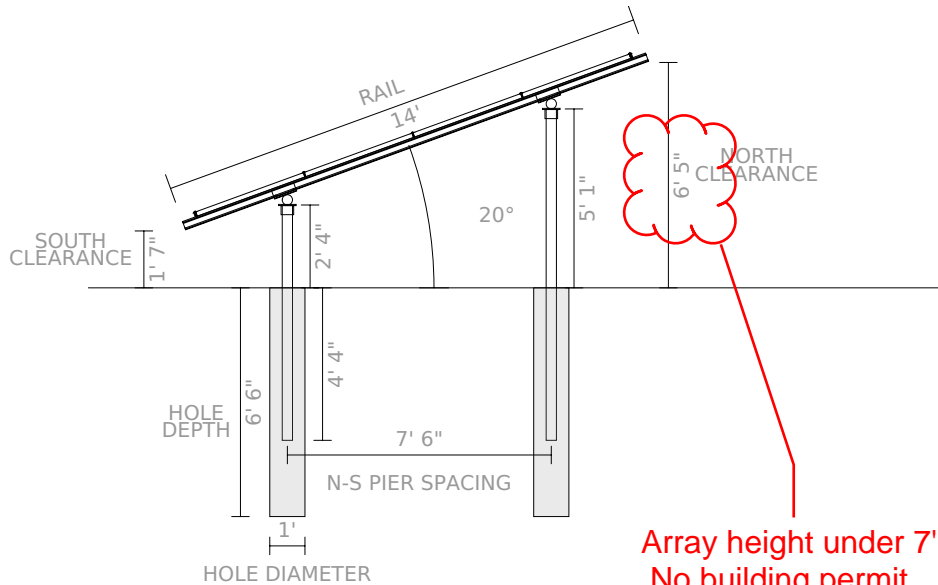
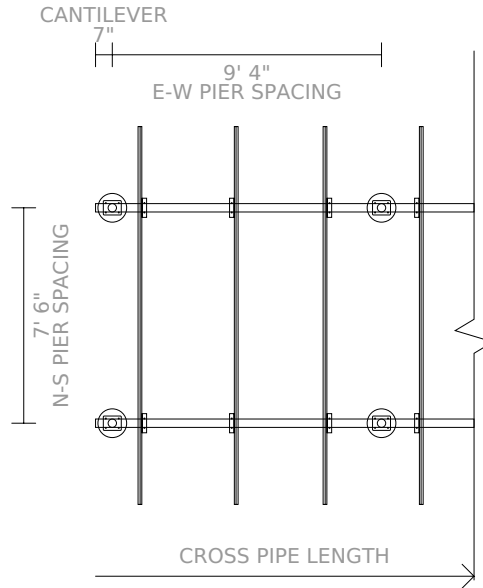


| Project Details | | | |
|----------------------|---|----------------------|----------------------|
| Name | Colorado Springs | Date | 08/17/2020 |
| Location | Colorado Springs, CO 80908 | ASCE code | 7.10 |
| Total modules | 24 | Piers | 10 |
| Module | Heliene: 72M-360W (40mm) | Concrete | 1.89 yd ³ |
| Dimensions | 77.01" x 39.06" x 1.57" (1956.0mm x 992.0mm x 40.0mm) | Wind exposure | C |
| Total watts | 8,640 kW | Wind speed | 130 mph |
| | | Snow load | 40 psf |

| Substructure & Foundation | | | |
|---------------------------|-----|-----------------------------|-----|
| Tilt | 20° | Pipe/tubing diameter | 3" |
| Soil class | 4 | Hole diameter | 12" |

| Sub array #1 | | | | | |
|--------------------------|---------------------------|--------------------------|--------------|--------------------------|------------|
| Rows | 4 | Columns | 6 | Repeats | 1 |
| Area | 38' 8" (EW) × 13' 3" (NS) | Rail type | XR1000 | Diagonal bracing | no |
| E/W spacing | 9' 4" | Rail cantilever | 3' | Pipe cantilever | 7" |
| Piers/repeat | 10 | Total south piers | 5 (6' 8") | Total north piers | 5 (9' 5") |
| Total cross pipes | 2 (38' 8") | Total pipe length | 157' 10" | | |
| Shear | 1,141 lbs | Moment | 2,854 ft-lbs | Uplift | -2,093 lbs |

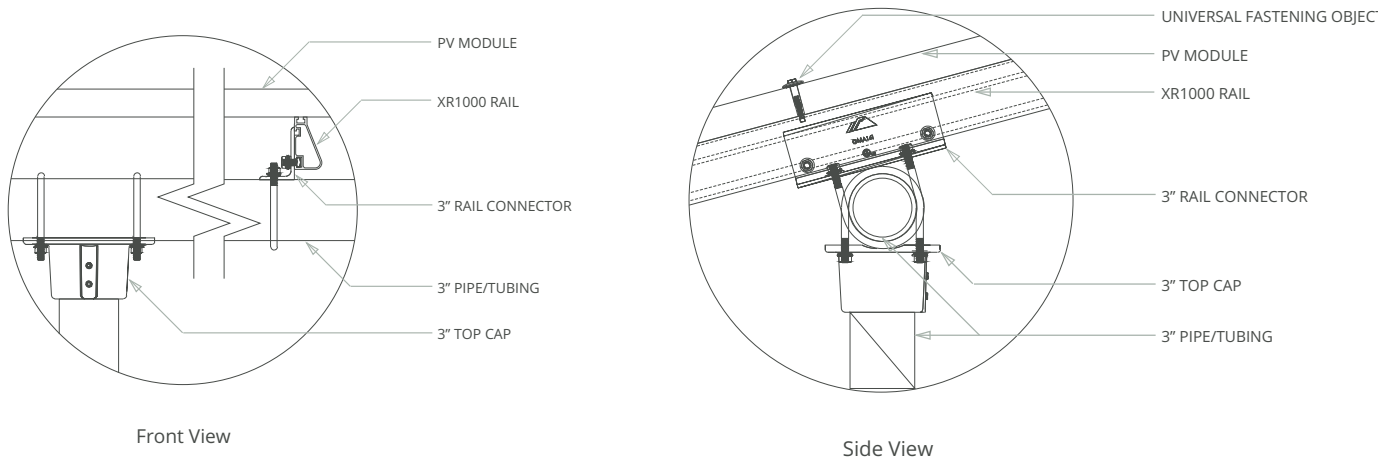


Array height under 7'.
No building permit required.

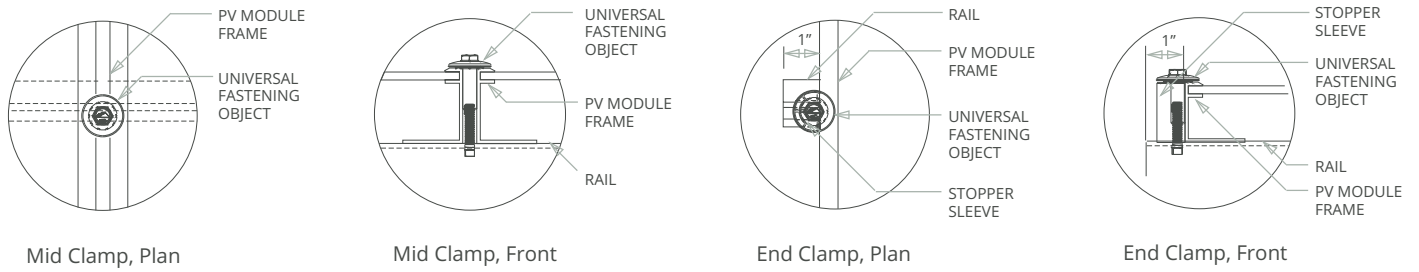
N/A
08/17/2020 4:36:59 PM
REGIONAL Building Department
shelley
CONSTRUCTION

Pipe Fitting Detail

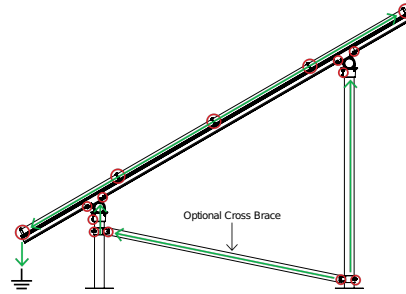
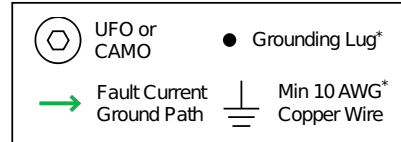
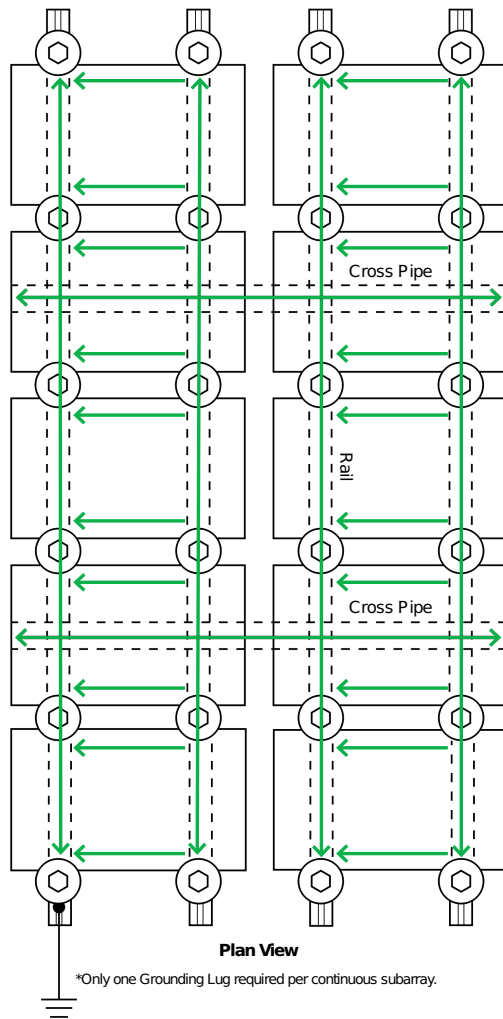
XR1000 Rail



Clamp Detail



Grounding Diagram



*Grounding Lugs and wire are not required in systems using certain Enphase microinverters or certain Sunpower modules. Equipment grounding is achieved with the Engage cable for Enphase or the AC module cable system for Sunpower via their integrated EGC.

Bill of Materials

| Part | Spares | Total Qty |
|---|--------|-----------|
| Rails | | |
| XR-1000-168A XR1000, Rail 168" (14 Feet) Clear | 0 | 12 |
| Clamps & Grounding | | |
| UFO-CL-01-A1 Universal Module Clamp, Clear | 0 | 60 |
| UFO-STP-40MM-M1 Stopper Sleeve, 40MM, Mill | 0 | 24 |
| XR-LUG-03-A1 Grounding Lug, Low Profile | 0 | 1 |
| Substructure | | |
| 70-0300-SGA SGA Top Cap at 3" | 0 | 10 |
| GM-BRC-003 Ground Mount Bonded Rail Connector - 3" | 0 | 24 |