

2021 Financial Assurance Estimate Form

Updated: 03/04/2021

PROJECT INFORMATION			
Dutch Bros Coffee	12/16/2021		PPR-21-046
Project Name	Date		

Description	Quantity	Units	Unit Cost		Total	% Complete	Remaining	
SECTION 1 - GRADING AND EROSION CONTROL (Construction and Permanent BMPs)								
Earthwork								
less than 1,000; \$5,300 min	775	CY	\$ 8.00	=	\$ 6,200.00		\$ 6,200.00	
1,000-5,000; \$8,000 min		CY	\$ 6.00	=	\$ -		\$ -	
5,001-20,000; \$30,000 min		CY	\$ 5.00	=	\$ -		\$ -	
20,001-50,000; \$100,000 min		CY	\$ 3.50	=	\$ -		\$ -	
50,001-200,000; \$175,000 min		CY	\$ 2.50	=	\$ -		\$ -	
greater than 200,000; \$500,000 min		CY	\$ 2.00	=	\$ -		\$ -	
Permanent Seeding (inc. noxious weed mgmnt.)	0.30	AC	\$ 828.00	=	\$ 248.40		\$ 248.40	
Mulching	0.30	AC	\$ 777.00	=	\$ 233.10		\$ 233.10	
Permanent Erosion Control Blanket		SY	\$ 6.00	=	\$ -		\$ -	
Permanent Pond/BMP Construction		CY	\$ 21.00	=	\$ -		\$ -	
Permanent Pond/BMP (provide engineer's estimate)		EA		=	\$ -		\$ -	
		EA		=	\$ -		\$ -	
Safety Fence	820	LF	\$ 3.00	=	\$ 2,460.00		\$ 2,460.00	
Temporary Erosion Control Blanket		SY	\$ 3.00	=	\$ -		\$ -	
Vehicle Tracking Control	1	EA	\$ 2,453.00	=	\$ 2,453.00		\$ 2,453.00	
Silt Fence	305	LF	\$ 2.60	=	\$ 793.00		\$ 793.00	
Temporary Seeding	0.3	AC	\$ 650.00	=	\$ 195.00		\$ 195.00	
Temporary Mulch	0.3	AC	\$ 777.00	=	\$ 233.10		\$ 233.10	
Erosion Bales		EA	\$ 26.00	=	\$ -		\$ -	
Erosion Logs/Straw Waddle	230	LF	\$ 5.00	=	\$ 1,150.00		\$ 1,150.00	
Rock Check Dams	3	EA	\$ 518.00	=	\$ 1,554.00		\$ 1,554.00	
Inlet Protection	4	EA	\$ 173.00	=	\$ 692.00		\$ 692.00	
Sediment Trap	1	EA	\$ 1,824.00	=	\$ 1,824.00		\$ 1,824.00	
Concrete Washout Basin	1	EA	\$ 932.00	=	\$ 932.00		\$ 932.00	
				=	\$ -		\$ -	
<i>[insert items not listed but part of construction plans]</i>				=	\$ -		\$ -	
MAINTENANCE (35% of Construction BMPs)					=	\$ 3,439.14		\$ 3,439.14
Section 1 Subtotal					=	\$ 22,406.74		\$ 22,406.74

SECTION 2 - PUBLIC IMPROVEMENTS *							
--	--	--	--	--	--	--	--

ROADWAY IMPROVEMENTS							
Construction Traffic Control		LS		=	\$ -		\$ -
Aggregate Base Course (135 lbs/cf)		Tons	\$ 29.00	=	\$ -		\$ -
Aggregate Base Course (135 lbs/cf)		CY	\$ 52.00	=	\$ -		\$ -
Asphalt Pavement (3" thick)		SY	\$ 14.50	=	\$ -		\$ -
Asphalt Pavement (4" thick)		SY	\$ 20.00	=	\$ -		\$ -
Asphalt Pavement (6" thick)		SY	\$ 30.00	=	\$ -		\$ -
Asphalt Pavement (147 lbs/cf) " thick		Tons	\$ 91.00	=	\$ -		\$ -
Raised Median, Paved		SF	\$ 8.30	=	\$ -		\$ -
Regulatory Sign/Advisory Sign		EA	\$ 311.00	=	\$ -		\$ -
Guide/Street Name Sign		EA		=	\$ -		\$ -
Epoxy Pavement Marking		SF	\$ 14.00	=	\$ -		\$ -
Thermoplastic Pavement Marking		SF	\$ 24.00	=	\$ -		\$ -
Barricade - Type 3		EA	\$ 207.00	=	\$ -		\$ -
Delineator - Type I		EA	\$ 25.00	=	\$ -		\$ -
Curb and Gutter, Type A (6" Vertical)		LF	\$ 31.00	=	\$ -		\$ -
Curb and Gutter, Type B (Median)		LF	\$ 31.00	=	\$ -		\$ -
Curb and Gutter, Type C (Ramp)		LF	\$ 31.00	=	\$ -		\$ -
4" Sidewalk (common areas only)		SY	\$ 50.00	=	\$ -		\$ -
5" Sidewalk		SY	\$ 62.00	=	\$ -		\$ -
6" Sidewalk		SY	\$ 75.00	=	\$ -		\$ -
8" Sidewalk		SY	\$ 99.00	=	\$ -		\$ -
Pedestrian Ramp		EA	\$ 1,190.00	=	\$ -		\$ -
Cross Pan, local (8" thick, 6' wide to include return)		LF	\$ 63.00	=	\$ -		\$ -
Cross Pan, collector (9" thick, 8' wide to include return)		LF	\$ 95.00	=	\$ -		\$ -
Curb Chase		EA	\$ 1,532.00	=	\$ -		\$ -
Guardrail Type 3 (W-Beam)		LF	\$ 51.00	=	\$ -		\$ -
Guardrail Type 7 (Concrete)		LF	\$ 75.00	=	\$ -		\$ -
Guardrail End Anchorage		EA	\$ 2,172.00	=	\$ -		\$ -
Guardrail Impact Attenuator		EA	\$ 3,899.00	=	\$ -		\$ -
Sound Barrier Fence (CMU block, 6' high)		LF	\$ 81.00	=	\$ -		\$ -
Sound Barrier Fence (panels, 6' high)		LF	\$ 83.00	=	\$ -		\$ -
Electrical Conduit, Size =		LF	\$ 17.00	=	\$ -		\$ -

PROJECT INFORMATION

Dutch Bros Coffee

12/16/2021

PPR-21-046

Project Name

Date

Description	Quantity	Units	Unit Cost		Total	% Complete	Remaining
Traffic Signal, complete intersection		EA	\$ 439,875	=	\$ -		\$ -

PROJECT INFORMATION

Dutch Bros Coffee

12/16/2021

PPR-21-046

Project Name

Date

Description	Quantity	Units	Unit Cost		Total	% Complete	Remaining
<i>[insert items not listed but part of construction plans]</i>				=	\$ -		\$ -
<i>[insert items not listed but part of construction plans]</i>				=	\$ -		\$ -
STORM DRAIN IMPROVEMENTS							
Concrete Box Culvert (M Standard), Size (W x H)		LF		=	\$ -		\$ -
18" Reinforced Concrete Pipe		LF	\$ 67.00	=	\$ -		\$ -
24" Reinforced Concrete Pipe		LF	\$ 81.00	=	\$ -		\$ -
30" Reinforced Concrete Pipe		LF	\$ 100.00	=	\$ -		\$ -
36" Reinforced Concrete Pipe		LF	\$ 124.00	=	\$ -		\$ -
42" Reinforced Concrete Pipe		LF	\$ 166.00	=	\$ -		\$ -
48" Reinforced Concrete Pipe		LF	\$ 202.00	=	\$ -		\$ -
54" Reinforced Concrete Pipe		LF	\$ 254.00	=	\$ -		\$ -
60" Reinforced Concrete Pipe		LF	\$ 298.00	=	\$ -		\$ -
66" Reinforced Concrete Pipe		LF	\$ 344.00	=	\$ -		\$ -
72" Reinforced Concrete Pipe		LF	\$ 393.00	=	\$ -		\$ -
18" Corrugated Steel Pipe		LF	\$ 87.00	=	\$ -		\$ -
24" Corrugated Steel Pipe		LF	\$ 99.00	=	\$ -		\$ -
30" Corrugated Steel Pipe		LF	\$ 126.00	=	\$ -		\$ -
36" Corrugated Steel Pipe		LF	\$ 152.00	=	\$ -		\$ -
42" Corrugated Steel Pipe		LF	\$ 174.00	=	\$ -		\$ -
48" Corrugated Steel Pipe		LF	\$ 184.00	=	\$ -		\$ -
54" Corrugated Steel Pipe		LF	\$ 269.00	=	\$ -		\$ -
60" Corrugated Steel Pipe		LF	\$ 290.00	=	\$ -		\$ -
66" Corrugated Steel Pipe		LF	\$ 352.00	=	\$ -		\$ -
72" Corrugated Steel Pipe		LF	\$ 414.00	=	\$ -		\$ -
78" Corrugated Steel Pipe		LF	\$ 476.00	=	\$ -		\$ -
84" Corrugated Steel Pipe		LF	\$ 569.00	=	\$ -		\$ -
Flared End Section (FES) RCP Size = <i>(unit cost = 6x pipe unit cost)</i>		EA		=	\$ -		\$ -
Flared End Section (FES) CSP Size = <i>(unit cost = 6x pipe unit cost)</i>		EA		=	\$ -		\$ -
End Treatment- Headwall		EA		=	\$ -		\$ -
End Treatment- Wingwall		EA		=	\$ -		\$ -
End Treatment - Cutoff Wall		EA		=	\$ -		\$ -
Curb Inlet (Type R) L=5', Depth < 5'		EA	\$ 5,736.00	=	\$ -		\$ -
Curb Inlet (Type R) L=5', 5' ≤ Depth < 10'		EA	\$ 7,440.00	=	\$ -		\$ -
Curb Inlet (Type R) L =5', 10' ≤ Depth < 15'		EA	\$ 8,637.00	=	\$ -		\$ -
Curb Inlet (Type R) L =10', Depth < 5'		EA	\$ 7,894.00	=	\$ -		\$ -
Curb Inlet (Type R) L =10', 5' ≤ Depth < 10'		EA	\$ 8,136.00	=	\$ -		\$ -
Curb Inlet (Type R) L =10', 10' ≤ Depth < 15'		EA	\$ 10,185.00	=	\$ -		\$ -
Curb Inlet (Type R) L =15', Depth < 5'		EA	\$ 10,265.00	=	\$ -		\$ -
Curb Inlet (Type R) L =15', 5' ≤ Depth < 10'		EA	\$ 11,005.00	=	\$ -		\$ -
Curb Inlet (Type R) L =15', 10' ≤ Depth < 15'		EA	\$ 12,034.00	=	\$ -		\$ -
Curb Inlet (Type R) L =20', Depth < 5'		EA	\$ 10,940.00	=	\$ -		\$ -
Curb Inlet (Type R) L =20', 5' ≤ Depth < 10'		EA	\$ 12,075.00	=	\$ -		\$ -
Grated Inlet (Type C), Depth < 5'		EA	\$ 4,802.00	=	\$ -		\$ -
Grated Inlet (Type D), Depth < 5'		EA	\$ 5,932.00	=	\$ -		\$ -
Storm Sewer Manhole, Box Base		EA	\$ 12,034.00	=	\$ -		\$ -
Storm Sewer Manhole, Slab Base		EA	\$ 6,619.00	=	\$ -		\$ -
Geotextile (Erosion Control)		SY	\$ 6.20	=	\$ -		\$ -
Rip Rap, d50 size from 6" to 24"		Tons	\$ 83.00	=	\$ -		\$ -
Rip Rap, Grouted		Tons	\$ 98.00	=	\$ -		\$ -
Drainage Channel Construction, Size (W x H)		LF		=	\$ -		\$ -
Drainage Channel Lining, Concrete		CY	\$ 590.00	=	\$ -		\$ -
Drainage Channel Lining, Rip Rap		CY	\$ 116.00	=	\$ -		\$ -
Drainage Channel Lining, Grass		AC	\$ 1,520.00	=	\$ -		\$ -
Drainage Channel Lining, Other Stabilization				=	\$ -		\$ -
<i>[insert items not listed but part of construction plans]</i>				=	\$ -		\$ -
<i>[insert items not listed but part of construction plans]</i>				=	\$ -		\$ -
Section 2 Subtotal				=	\$ -		\$ -

PROJECT INFORMATION




Dutch Bros Coffee	12/16/2021	PPR-21-046
Project Name	Date	

Description	Quantity	Units	Unit Cost		Total	% Complete	Remaining	
SECTION 3 - COMMON DEVELOPMENT IMPROVEMENTS (Private or District and NOT Maintained by El Paso County)**								
ROADWAY IMPROVEMENTS								
				=	\$ -		\$ -	
				=	\$ -		\$ -	
				=	\$ -		\$ -	
				=	\$ -		\$ -	
				=	\$ -		\$ -	
				=	\$ -		\$ -	
				=	\$ -		\$ -	
				=	\$ -		\$ -	
STORM DRAIN IMPROVEMENTS (Exception: Permanent Pond/BMP shall be itemized under Section 1)								
48" Storm Manhole	1	EA	\$ 4,500.00	=	\$ 4,500.00		\$ 4,500.00	
4" PVC Pipe	40	LF	\$ 18.00	=	\$ 720.00		\$ 720.00	
6" PVC Pipe	170	LF	\$ 22.00	=	\$ 3,740.00		\$ 3,740.00	
8" PVC Pipe	120	LF	\$ 28.00	=	\$ 3,360.00		\$ 3,360.00	
10" PVC Pipe	150	LF	\$ 36.00	=	\$ 5,400.00		\$ 5,400.00	
15" PVC Pipe	30	LF	\$ 52.00	=	\$ 1,560.00		\$ 1,560.00	
24" Catch Basin	3	EA	\$ 2,500.00	=	\$ 7,500.00		\$ 7,500.00	
6" Cleanout	7	EA	\$ 450.00	=	\$ 3,150.00		\$ 3,150.00	
8" Cleanout	2	EA	\$ 450.00	=	\$ 900.00		\$ 900.00	
WATER SYSTEM IMPROVEMENTS								
Water Main Pipe (PVC), Size 8"		LF	\$ 66.00	=	\$ -		\$ -	
Water Main Pipe (Ductile Iron), Size 8"		LF	\$ 78.00	=	\$ -		\$ -	
Gate Valves, 8"		EA	\$ 1,923.00	=	\$ -		\$ -	
Fire Hydrant Assembly, w/ all valves		EA	\$ 6,828.00	=	\$ -		\$ -	
Water Service Line Installation, inc. tap and valves		EA	\$ 1,370.00	=	\$ -		\$ -	
Fire Cistern Installation, complete		EA		=	\$ -		\$ -	
Fire Service Line Installation, includes tap and valves		EA	\$ 1,750.00	=	\$ -		\$ -	
<i>[insert items not listed but part of construction plans]</i>				=	\$ -		\$ -	
SANITARY SEWER IMPROVEMENTS								
Sewer Main Pipe (PVC), Size 8"		LF	\$ 66.00	=	\$ -		\$ -	
Sanitary Sewer Manhole, Depth < 15 feet		EA	\$ 4,540.00	=	\$ -		\$ -	
Sanitary Service Line Installation, complete		EA	\$ 1,451.00	=	\$ -		\$ -	
Sanitary Sewer Lift Station, complete		EA		=	\$ -		\$ -	
				=	\$ -		\$ -	
<i>[insert items not listed but part of construction plans]</i>				=	\$ -		\$ -	
LANDSCAPING IMPROVEMENTS (For subdivision specific condition of approval, or PUD)								
		EA		=	\$ -		\$ -	
		EA		=	\$ -		\$ -	
		EA		=	\$ -		\$ -	
		EA		=	\$ -		\$ -	
		EA		=	\$ -		\$ -	
		EA		=	\$ -		\$ -	
Section 3 Subtotal					=	\$ 30,830.00		\$ 30,830.00

PROJECT INFORMATION							
Dutch Bros Coffee		12/16/2021		PPR-21-046			
Project Name		Date					
Description	Quantity	Units	Unit Cost	Total	% Complete	Remaining	
AS-BUILT PLANS (Public Improvements inc. Permanent WQCV BMPs)		LS	= \$	-		\$	-
POND/BMP CERTIFICATION (inc. elevations and volume calculations)		LS	= \$	-		\$	-
Grading and Erosion Control Financial Assurance						\$	22,406.74
(Sum of Section 1 - Amount to be provided as a separate financial assurance)							
Total of Public and Common Development Financial Assurance						\$	30,830.00
(Sum of Section 2 and 3 subtotals plus as-builts and pond/BMP certification - Amount to be provided separately from the Grading and Erosion Control financial assurance)							
Total Remaining Construction Financial Assurance (with Pre-Plat Construction)						\$	30,830.00
(Sum of all section totals less credit for items complete plus as-builts and pond/BMP certification)							
Total Defect Warranty Financial Assurance						\$	6,166.00
(20% of Total Public and Common Development Financial Assurance. To be collateralized at time of preliminary acceptance)							

Approvals

I hereby certify that this is an accurate and complete estimate of costs for the work as shown on the Grading and Erosion Control Plan and Construction Drawings associated with the Project.

 Hal P. Grubb Engineer (P.E. Seal Required)	
 Approved by Owner / Applicant	05/12/2022 Date
Approved by the City Engineer	Date

APPROVED
Engineering Department
 05/17/2022 3:57:40 PM
dsdnijkamp
EPC Planning & Community Development Department