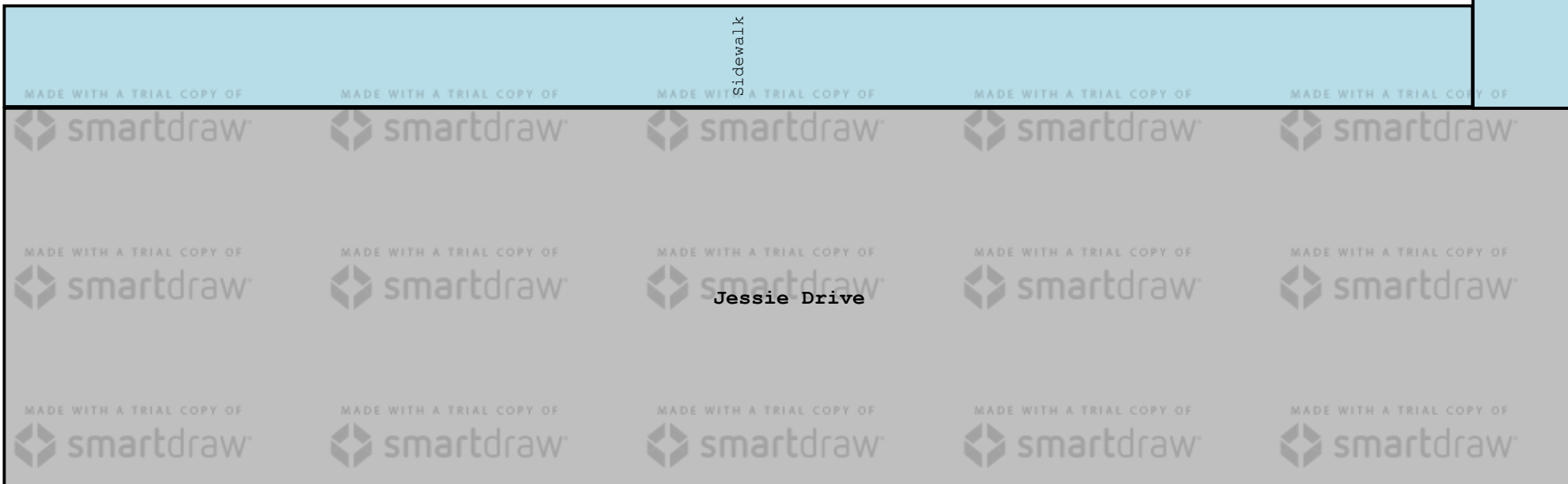


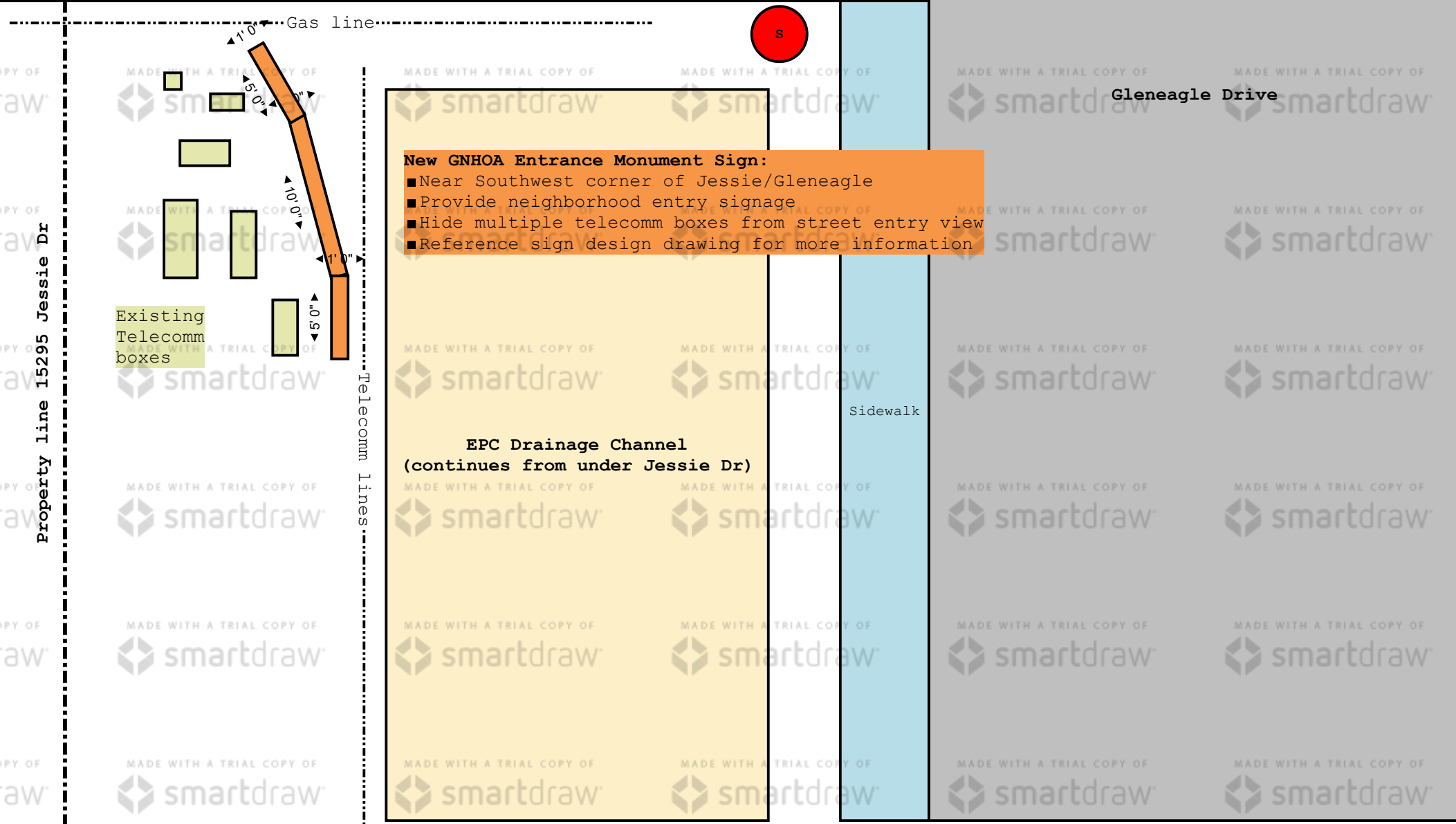
Antelope Trails Elementary School

EPC Drainage Channel  
(continues under Jessie Dr)



Driveway  
15295 Jessie Dr

House  
15295 Jessie Drive



**New GNHOA Entrance Monument Sign:**

- Near Southwest corner of Jessie/Gleneagle
- Provide neighborhood entry signage
- Hide multiple telecomm boxes from street entry view
- Reference sign design drawing for more information

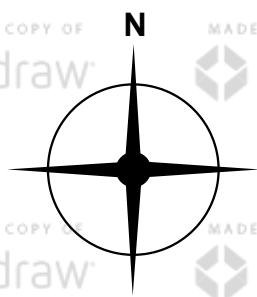
EPC Drainage Channel  
(continues from under Jessie Dr)

**Entrance Monument Sign Details:**

- Maximum height at center: 6'
- Maximum height at each end: 5'
- Total length: 20'
- Section lengths: 5' + 10' + 5'
- Depth: 1'
- Sign lettering area: 34SF
- Sign lettering location: center section

**Minimum Distances:**

- Drainage channel concrete edge to sign: 2'
- Drainage channel center to sign: 16'
- Telecomm boxes to sign: 2'
- Jessie Dr curb to sign: 4'
- Jessie Dr stop sign to entrance sign: 30'
- Gas line to sign: 1.5'
- Telecomm line to sign: 1'
- 15295 Jessie Dr property line to sign: 11'
- Utility line locations based on locate flags



Name: GNHOA Entrance Monument Sign - Filing 3	Drawing: Site Plan	Project: Entrance Monument Sign	Drawn: Brian Bleike	Notes: Some items (streets, house, school, channel) may not be to scale
Cat: Projects	Scale: 1/8" = 1'	Date: 07/11/2022	Rev: A	Gleneagle North HOA PO Box 1922 Monument, CO 80132