
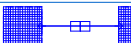








Luminaire Schedule							
Symbol	Qty	Label	Arrangement	LMF	Lum. Lumens	Lum. Watts	Part Number
	8	T1	SINGLE	1.000	N.A.	30	RS-30WLED-DO-xx-120
	1	SF2b	BACK-BACK	1.000	17291	130	OSQ-A-NM-4ME-K-57K-UL-xx
	3	SF1	SINGLE	1.000	17291	130	OSQ-A-NM-4ME-K-57K-UL-xx
	20	LFL8	LFL 8FT	1.000	N.A.	70	LFL-A-8-DO-UL-SV-53K-SA
	2	LFL4	SINGLE	1.000	N.A.	35	LFL-A-4-DO-UL-SV-53K-SA
	19	F11	SINGLE	1.000	6100	43	WS4-C-60L-LRA-50K-8-UL
	2	F10	WALL MOUNT	1.000	2490	19	XSPW-B-WM-3ME-2L-57K-UL-BZ
	4	F1	SINGLE	1.000	4584	66	FLD-OL-SN-D2-14-E-UL-SV-700

Calculation Summary (Footcandles calculated using initial lumens @25°C)						
Label	Units	Avg	Max	Min	Avg/Min	Max/Min
Pavement	Fc	5.44	27.9	0.2	27.20	139.50
Pay Station	Fc	16.83	21	12	1.40	1.75
Vacuum Canopies	Fc	15.47	20	8	1.93	2.50
Off Pavement	Fc	0.96	7.1	0.0	N.A.	N.A.

FIXTURE MOUNTING HEIGHTS:
POLE MOUNTED - 18' AFG (16' POLE + 2' BASE)
CANOPY - 12' AFG

ADDITIONAL EQUIPMENT REQUIRED:
(4) CL-SSP-4011-16-D5-xx (16' x 4" SQUARE POLE, 3@90° MOUNT)
PROPOSED POLES MEET 120MPH SUSTAINED WIND LOADS
(5) OSQ-DAxx DIRECT ARM MOUNT
(19) WS4MBK WS4 MOUNTING KIT

***CUSTOMER TO VERIFY MOUNTING, VOLTAGE, AND COLOR
PRIOR TO PLACING ORDER

Please indicate the property line.

No North arrow, no legend on plan

The footcandles at the property line on the west has to be 0.1

See Section 6.2.3(B)(1)(h) for canopy lighting requirements

