








Luminaire Schedule							
Symbol	Qty	Label	Arrangement	LMF	Lum. Lumens	Lum. Watts	Part Number
	8	T1	SINGLE	1.000	N.A.	30	RS-30WLED-DO-xx-120
	1	SF2b	BACK-BACK	1.000	17291	130	OSQ-A-NM-4ME-K-57K-UL-xx
	3	SF1	SINGLE	1.000	17291	130	OSQ-A-NM-4ME-K-57K-UL-xx
	20	LFL8	LFL 8FT	1.000	N.A.	70	LFL-A-8-DO-UL-SV-53K-SA
	2	LFL4	SINGLE	1.000	N.A.	35	LFL-A-4-DO-UL-SV-53K-SA
	2	F10	WALL MOUNT	1.000	2490	19	XSPW-B-WM-3ME-2L-57K-UL-BZ
	4	F1	SINGLE	1.000	4584	66	FLD-OL-SN-D2-14-E-UL-SV-700

Canopy lights are not shown on the layout.

Canopy lights are downward facing and should not be cause of glare due to angle and degree of canopy sloping.

Calculation Summary (Footcandles calculated using initial lumens @25°C)						
Label	Units	Avg	Max	Min	Avg/Min	Max/Min
Property Line	Fc	0.00	0.0	0.0	N.A.	N.A.
Pavement	Fc	4.43	25.9	0.0	N.A.	N.A.
Off Pavement	Fc	0.50	6.7	0.0	N.A.	N.A.

FIXTURE MOUNTING HEIGHTS:
POLE MOUNTED - 18' AFG (16' POLE + 2' BASE)
CANOPY - 12' AFG

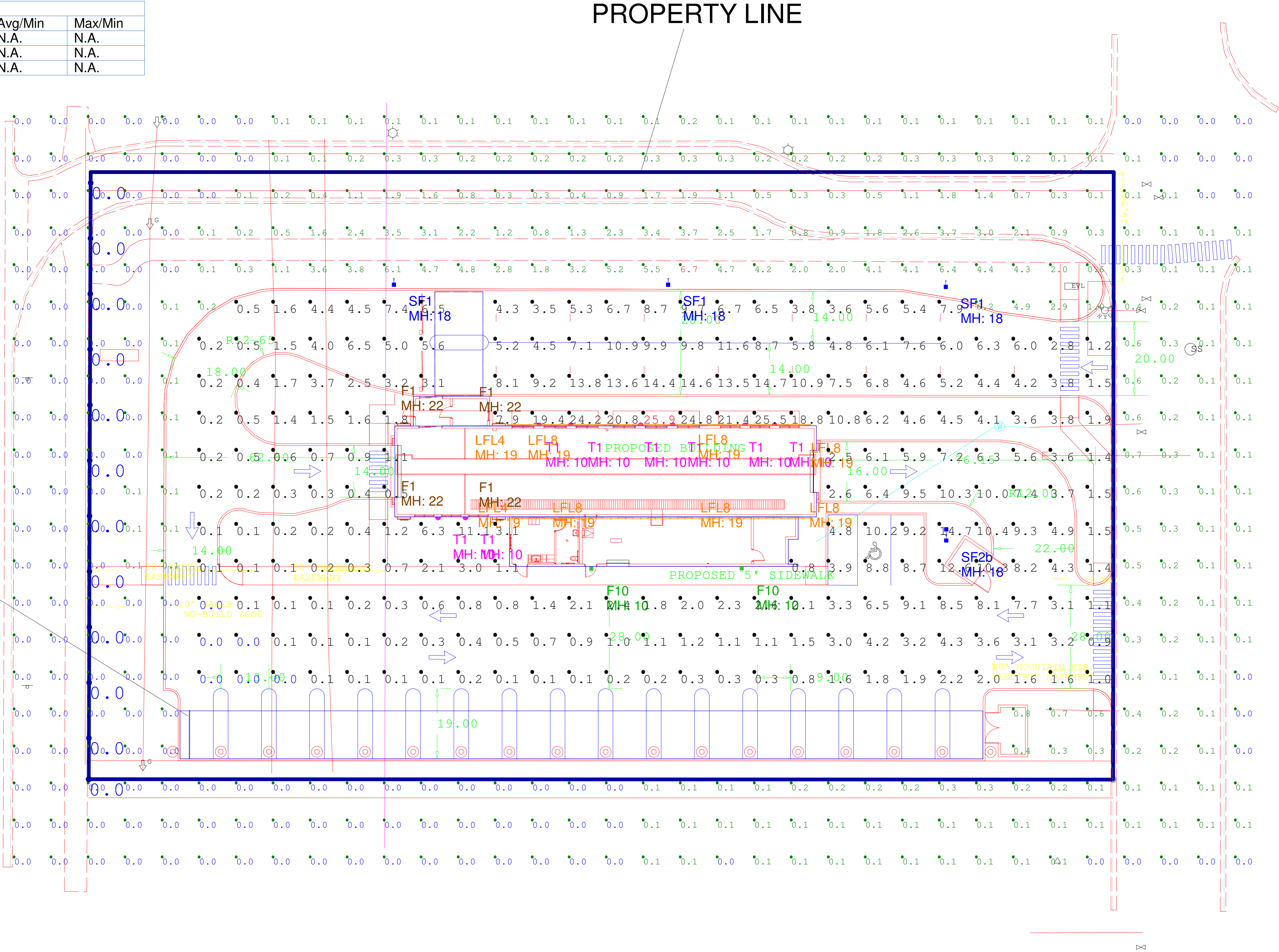
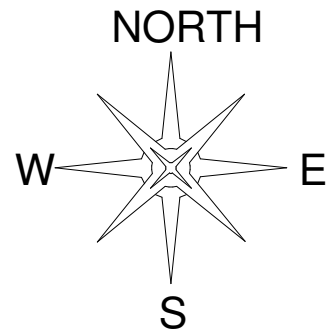
ADDITIONAL EQUIPMENT REQUIRED:
(4) CL-SSP-4011-16-D5-xx (16' x 4" SQUARE POLE, 3@90° MOUNT)
PROPOSED POLES MEET 120MPH SUSTAINED WIND LOADS
(5) OSQ-DAxx DIRECT ARM MOUNT

***CUSTOMER TO VERIFY MOUNTING, VOLTAGE, AND COLOR PRIOR TO PLACING ORDER

1' Shield/Baffle 6" away from the fixture to achieve the spill goal.

Section 6.2.3(B)(1)(d)
Maximum Levels, on-site lighting shall not exceed 10 footcandles throughout the site.

Layout subject to change based on no vacuum stalls allowed in water easement




Markup Summary

dsdseigny (1)

Section 6.2.3(B)(1)(d)
Maximum Levels, on-site
lighting shall not exceed 10
footcandles throughout the
site.

Layout subject to change
based on no vacuum stalls
allowed in water easement

Subject: Text Box
Page Label: 1
Lock: Locked
Author: dsdseigny
Date: 4/2/2019 10:51:30 AM
Color: 

Section 6.2.3(B)(1)(d) Maximum Levels, on-site
lighting shall not exceed 10 footcandles throughout
the site.

Layout subject to change based on no vacuum
stalls allowed in water easement